



Jobs Supported by Exports in 2011

Updated December 2012

5 Things You Should Know about Jobs and Exports

1 *\$1 Billion in Exports supported an est.*

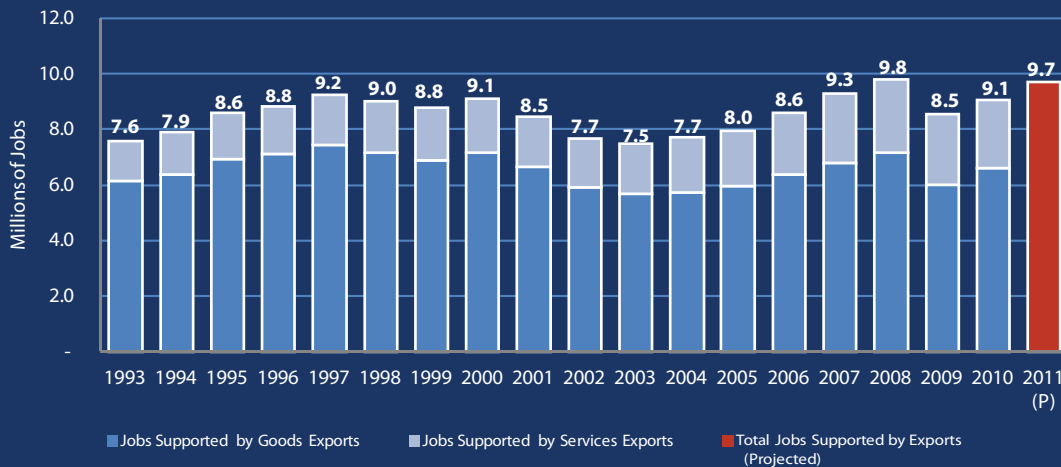


5,080 jobs in 2011

2 *What does that mean?*

\$197,000 in Exports Supported 1 Job

3 *Since 2009, Total Jobs Supported by Exports is Increasing*



4 *Goods Exports support more jobs per dollar than Services Exports*



In 2011, \$1 Billion in Goods Exports Supported an est. 5,600 jobs



In 2011, \$1 Billion in Services Exports Supported an est. 4,200 jobs

5 **BOTTOM LINE**

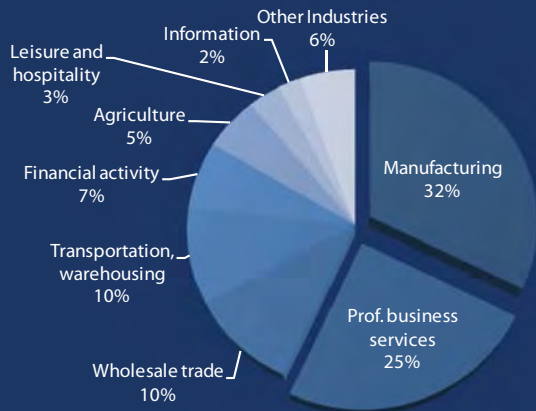
Exports Supported 9.7 Million Jobs in 2011

Source: Rasmussen and Johnson, *Jobs Supported by Exports 1993-2011*. October 2012. [\\$1B in Goods/Services Exports Supported an est. 5600/4200 jobs](http://www.trade.gov/mas/ian) figures calculated by Martin Johnson
For additional information contact: Chris Rasmussen, 202-482-0181 or Martin Johnson, 202-482-2460

Jobs Supported by Exports: 2010 Industry Breakout (Latest Detailed Data Available)

Updated December 2012

1 Industry's Share of Export Supported Employment



2

In 2010, \$1.6 Trillion in Exports Supported 9.1 Million Jobs

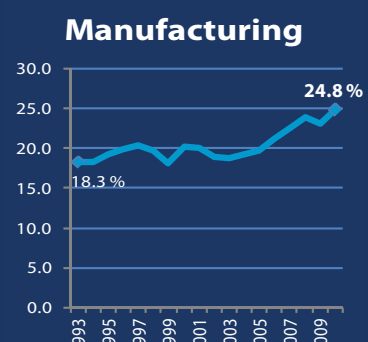
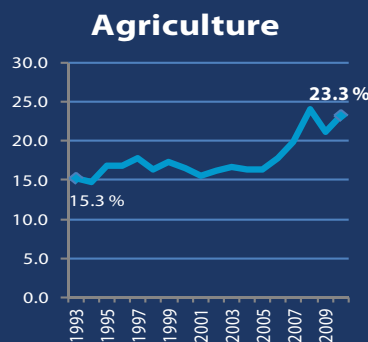
6.6 Million Jobs were Supported by Goods Exports

2.5 Million Jobs were Supported by Services Exports

3 Manufacturing Jobs ...



4 Share of Total Industry Employment Supported by Exports: 1993-2010



5 BOTTOM LINE

Jobs in most sectors are becoming more reliant on exports