



Weekly Progress



AMERICAN RECOVERY & REINVESTMENT ACT

Week Ending Mar. 11, 2011



CHPRC-01276

Contract DE-AC06-08RL14788
Modification MO47

Contents

SUMMARY.....	4
ACCOMPLISHMENTS.....	5
RL-0011 Nuclear Materials Stabilization & Disposition.....	5
RL-0011.R1: Plutonium Finishing Plant D&D.....	5
RL-0013 Solid Waste Stabilization & Disposition.....	10
RL-0013C:R1.1: Mixed Low-Level Waste/Low-Level Waste Treatment.....	10
RL-0013C:R1.2: Transuranic Waste.....	12
RL-0030 Soil & Groundwater Remediation, Groundwater/Vadose Zone.....	15
RL-0030.R1: Central Plateau Soil & Groundwater.....	15
RL-0040 Nuclear Facility D&D – Remainder of Hanford.....	16
RL-0040.R1.1: U Plant/Other D&D.....	16
RL-0040.R1.2: Outer Zone D&D/Waste Sites.....	20
RL-0041 Nuclear Facility D&D – River Corridor Closure Project.....	23
RL-0041.R1.1: 100K Area Remediation.....	23
UPCOMING EVENTS.....	26

OVERVIEW

CH2M HILL Plateau Remediation Company (CHPRC) is using funds from the American Recovery and Reinvestment Act (Recovery Act) to accelerate critical environmental cleanup across the Central Plateau and the 100K Area along the Columbia River to help pursue the U.S. Department of Energy (DOE) “2015 Vision” to shrink the Hanford Site cleanup footprint.

RL-0011 PLUTONIUM FINISHING PLANT D&D

CHPRC is accelerating critical decontamination and decommissioning work to cleanout and prepare the Plutonium Finishing Plant (PFP) for demolition by 2013, three years ahead of the Tri-Party Agreement milestone of September 2016.

RL-0013 SOLID WASTE STABILIZATION & DISPOSITION

CHPRC is accelerating cleanup of Hanford’s legacy waste and fuels, including retrieving, repackaging, and shipping transuranic (TRU) waste and shipping mixed low-level waste (MLLW) and low-level waste (LLW) for treatment and/or disposal.

RL-0030 SOIL & GROUNDWATER REMEDIATION

In the ongoing effort to protect the Columbia River, CHPRC is constructing two groundwater treatment facilities; installing 265 wells for monitoring, extracting, and remediating groundwater; and decommissioning 280 wells that are no longer of service.

RL-0040 NUCLEAR FACILITY D&D REMAINDER OF HANFORD

Across the Central Plateau and along the outer zone of the Hanford Site, CHPRC is remediating 24 waste sites and decommissioning and demolishing (D&D) 34 facilities to reduce mortgage, surveillance, and maintenance costs on buildings that are no longer of service. The scope also includes cleanup along the outermost edges of the Hanford Site at the Arid Lands Ecology (ALE) Reserve and North Slope, preparing the U Plant for a first-of-its-kind canyon demolition, and preparing to disposition radioactive railcars in the 200 North Area.

RL-0041 100K AREA REMEDIATION

CHPRC is demolishing 15 reactor support facilities and sampling and/or remediating 23 waste sites to shrink the cleanup footprint of two reactors, K East and K West, located in the 100K Area along the Columbia River.

For More Information

To find out more about Recovery Act progress at the Hanford Site, visit www.hanford.gov/recovery.

For information about CHPRC, including weekly Recovery Act newsletters and videos, visit www.plateauremediation.hanford.gov or contact chprcc@rl.gov.

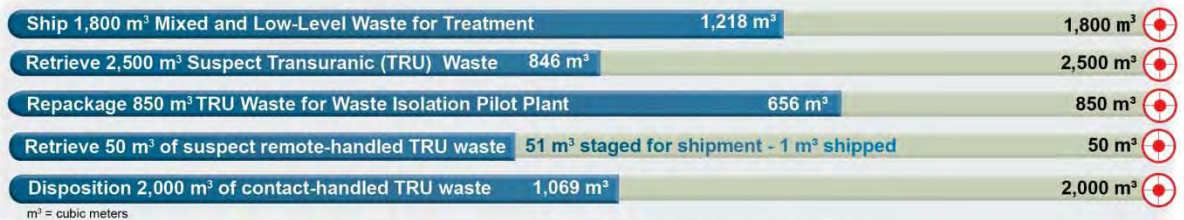
SUMMARY

The following chart outlines CHPRC’s progress on its main Recovery Act work goals. Progress on subprojects and other Recovery Act-funded activities are detailed throughout this report and accompanied by a short progress video available on www.youtube.com/hanfordplateau.

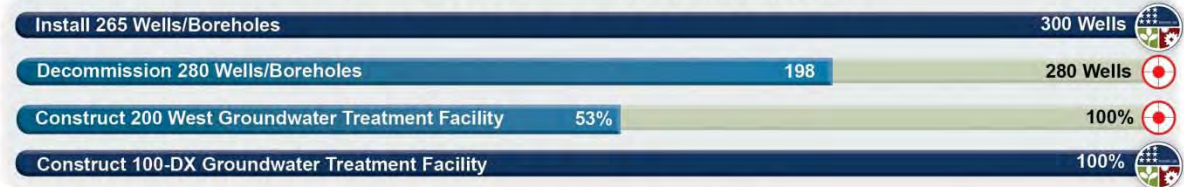
PLUTONIUM FINISHING PLANT D&D



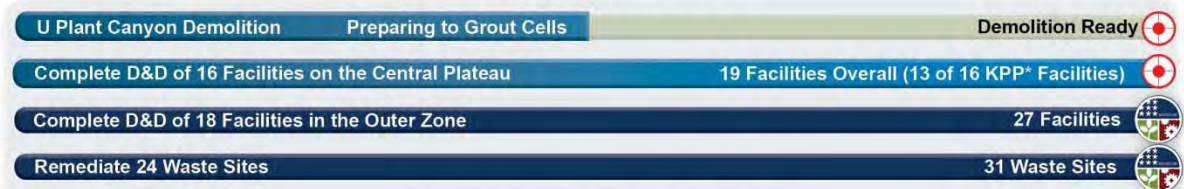
SOLID WASTE STABILIZATION & DISPOSITION



SOIL & GROUNDWATER REMEDIATION



NUCLEAR FACILITY D&D



100K AREA REMEDIATION



*Key Performance Parameters (KPP) are specific items (wells, buildings, etc.) included in the Target. "Overall" indicates the total number completed with Recovery Act funds. "Completed" marks that CH2M HILL has completed a KPP.

ACCOMPLISHMENTS

RL-0011 Nuclear Materials Stabilization & Disposition

RL-0011.R1: Plutonium Finishing Plant D&D

ACTIVITY	PFP WASTE REMOVAL & DISPOSITION	
	Week of Mar. 4, 2011	Completed to Date with Recovery Act funding
Gloveboxes/hoods removed	-	104 gloveboxes/hoods
MLLW/LLW shipped	7 m ³	2,407 m ³
TRU shipped	23 m ³	461 m ³
Non-radioactive waste shipped	-	23 m ³
Process transfer line removed	12 feet	408 feet
Process vacuum system piping removed	-	1,210 feet
Asbestos removed	-	13,624 feet

Process and Laboratory Areas

In the Analytical Laboratory, a permanent wall was removed and a temporary wall installed between rooms 145 and 146 in order to gain access to additional systems and utilities servicing the glovebox.

In the Plutonium Process Support Laboratory (PPSL), gloveboxes 179-10 and 179-11 have been removed from building ventilation and are ready for relocation/removal. Preparations were completed to remove glovebox 179-4 from building ventilation. Glovebox 179-11 can be disposed of onsite as LLW; gloveboxes 179-4 and 179-10 will need to be size reduced and disposed of as TRU waste. Removal of drain lines from glovebox 179-6 was initiated.

In the Remote Mechanical C (RMC) Line, the interiors of conveyor gloveboxes HC-3 and HC-4 were painted, and an airlock was removed from HC-4. Preparations began to remove HC-3 from building ventilation.


In the Remote Mechanical (RMA) Line, surface-contaminated object surveys were completed on gloveboxes HA-19B1 and B2, determining that the boxes will need to be disposed of as TRU waste. External isolations were completed, the interiors of the boxes were painted, an external airlock was removed, and removal of other equipment protruding from the outside of the gloveboxes began. Additional entries were completed into the 232A hydrogen fluoride scrubber cell to remove waste materials and scaffolding in order to prepare to isolate the equipment within the cell from glovebox HA-46.

In the Radioactive Acid Digestion Test Unit area, a large hydraulic ram was removed from glovebox 100. The crew completed preparations to cut a spool piece connecting glovebox 100 to glovebox 200. Once the gloveboxes are separated, the crew will complete the remaining actions to disposition gloveboxes 100, 200, and 300 in place.



Photo 1

Workers in the Remote Mechanical C Line at the Plutonium Finishing Plant work on removal of conveyor gloveboxes HC-3 and HC-4.



A view into a conveyor glovebox being prepared for removal from the Remote Mechanical C Line at the Plutonium Finishing Plant.

Photo 2

2736-Z/ZB Vault Complex

The vault complex D&D team completed removal of the ventilation exhaust filters and filter boxes in the 2736-ZB building and is finalizing the work package for removing the most contaminated sections of the ductwork. Characterization of the ductwork is in progress to determine how much of the ductwork will need to be removed to prepare the facility for demolition. Electrical investigations continued in support of work package planning to isolate the vault complex and two adjacent structures to a cold and dark condition.

242-Z Americium Recovery Facility

The 242-Z D&D team initiated in-situ size reduction of the WT-5 glovebox. The WT-5 and WT-4 gloveboxes are scheduled for removal by the end of March.

Infrastructure, support systems, and equipment removal

Five shipments of waste were completed during the week including 11 standard waste boxes (SWBs) of TRU and TRU-mixed waste sent to the Waste Receiving and Processing (WRAP) facility. In the SWB shipments were an airlock removed from glovebox HC-4 and sections of seven gloveboxes size reduced at PFP and Perma-Fix Northwest (PFNW). Two sections of the 70-foot-long HA-28 conveyor to be loaded for shipment to PFWN were rescheduled for a new shipment date of March 16.

The process transfer line crew completed removal of the most difficult and complex section of piping yet, removing the final 12 feet of this section of line. Preparations were made to begin removing the next 80 feet of line.

Ground scanning was completed to support excavations and grout filling of the large underground encasement surrounding the drain lines running from the process facilities to the former site of the 241-Z liquid radioactive waste treatment facility. Grouting of the encasement will eliminate a long standing weight restriction for vehicles south of the 234-5Z building and ready the area for the heavy equipment operations during demolition of the process facilities.

Site preparations were initiated for the installation of two, trailer-mounted 1500 KVA transformers, one on the north side of the 234-5Z building and one on the south side to support the temporary power systems.



Photo 3

A section of a glovebox is loaded into a standard waste box for disposal as transuranic waste. The glovebox was removed from the Plutonium Finishing Plant and is now being prepared for shipment and disposal.



Photo 4

Workers place the lid on a standard waste box filled with a section of a glovebox being prepared for shipment and disposal as transuranic waste.

RL-0013 Solid Waste Stabilization & Disposition

RL-0013C:R1.1: Mixed Low-Level Waste/Low-Level Waste Treatment

ACTIVITY	SOLID WASTE STABILIZATION & DISPOSITION
	<i>Total Completed with Recovery Act funds</i>
Ship 1,800 m ³ of MLLW/LLW for treatment and disposal	<ul style="list-style-type: none"> • 1,218 m³ shipped <ul style="list-style-type: none"> ○ 1,051 m³ treated and disposed ○ 167 m³ at offsite treatment facilities awaiting processing. Treatment is scheduled for FY11

Five shipments were made from the Central Waste Complex (CWC) to PFNW. Two of the shipments included LLW debris (6.7 m³) for volume reduction and radiological stabilization. Two shipments included MLLW debris (4.0 m³) for macroencapsulation. The last shipment included one large box of MLLW debris (9.61 m³) that will also be macroencapsulated. All the treated waste from these shipments will be returned to Hanford for disposal in the Mixed Waste Disposal Units at the Low Level Burial Grounds.

One shipment (3.172 m³) was made from the Waste Retrieval Project to PFNW on March 10 for macroencapsulation. Treated residues from this shipment will also be returned to Hanford for disposal in the Mixed Waste Disposal Units at the Low-Level Burial Grounds.



Photo 5

Containers for one of five shipments of mixed low-level and low-level waste are loaded onto a truck for shipment to Perma-Fix Northwest.



Photo 6

A worker secures one of five shipments made to Perma-Fix Northwest from the Central Waste Complex during the week ending March 11, 2011. The five shipments totaled 20.31 cubic meters of waste shipped off for treatment with Recovery Act funding.

RL-0013C:R1.2: Transuranic Waste

ACTIVITY	SOLID WASTE STABILIZATION & DISPOSITION <i>Total Completed with Recovery Act funding</i>
Retrieve 2,500 m ³ of suspect TRU waste	<ul style="list-style-type: none"> • 427 m³ are staged, pending shipment • 846 m³ shipped to a treatment, storage, or disposal facility
Retrieve 50 m ³ of suspect remote-handled TRU waste	<ul style="list-style-type: none"> • 51 m³ are staged, pending shipment. • 1 m³ shipped to a treatment, storage, or disposal facility

In Trench 17 of the 3A burial ground, Boxes 18 (32.6 m³), 20 (38.1 m³), and 22 (32.6 m³) were excavated and removed. Mitigation of contamination and down-posting of high contamination area (HCA) continued around Trench 17 and between Boxes 23 and 27. Five remote-handled (RH) culverts removed from Trench 8 were overpacked.

At Trench 11 of the 4B burial ground, two contact-handled (CH) concrete boxes (1.53 m³) were removed. Crews also removed four CH 55-gallon drums (0.8 m³) and one RH 55-gallon drum (0.2 m³); all of the drums were placed in drum bags and are awaiting assay in the 4C Process Area. Workers removed and

assayed two RH 7 x 4 x 4 ft fiberglass-reinforced plywood (FRP) boxes (6.4 m³), which were overpacked into 9 x 5 x 5 ft metal waste boxes.

At the 12B burial ground, 13 55-gallon drums were removed from Trench 27. ANTECH assayed 12 drums; one partially flattened drum remains to be assayed. AREVA assayed three 3 x 3 x 4 ft boxes (preliminary results indicate the waste is TRU). Questions regarding Drum Venting System 3 were resolved and the first 12B TRU waste drum was vented.



Photo 7

Lifting beams are installed beneath Box 18, a box of transuranic waste in Trench 17 of the 3A burial ground, in preparation for removing the box from the trench by crane.



Photo 8

A cover is placed over Box 18, a box of transuranic waste in Trench 17 of the 3A burial ground.

TRU Repackaging & Shipments

ACTIVITY	SOLID WASTE STABILIZATION & DISPOSITION <i>Total Completed with Recovery Act funding</i>
Repackage 850 m ³ of WIPP certifiable TRU waste Disposition 2,000 m ³ of contacted-handled TRU waste	<ul style="list-style-type: none"> • 656 m³ have been repackaged • 1,069 m³ have been disposed

In conjunction with the Central Characterization Program, four TRUPACT-II shipments left the Hanford Site bound for the Waste Isolation Pilot Plant (WIPP). Five are planned for this week. Altogether, CHPRC has completed 150 shipments from the Hanford Site since shipments resumed in March 2010 thanks to Recovery Act funds.

Two shipments were made from the CWC to PFNW on March 8 and March 10, respectively. The shipments included two boxes of TRU debris (23.4 m³) being sent to PFNW for repackaging into SWBs or 55-gallon drums. The repackaged TRU waste will be returned to Hanford for WIPP certification activities.

RL-0030 Soil & Groundwater Remediation, Groundwater/Vadose Zone

RL-0030.R1: Central Plateau Soil & Groundwater

ACTIVITY	WELL DRILLING & DECOMMISSIONING	
	Week of Mar. 11, 2011	Complete to Date with Recovery Act funds
Install 265 wells and/or boreholes along the river and in the Central Plateau	3 wells completed	300
Decommission 280 old wells and boreholes that are no longer of service	6 wells completed	198

200 West Groundwater Treatment Facility

Construction of the process and transfer facilities also included (listed by facility):

- *Process buildings*
 - Radiological Building: Process piping rough-in overhead as well as in the trenches and pipe support uni-strut installation was completed. Rough-in for controls and installation of mechanical pads was also completed.
 - Bio-Process Building: Installation of structural steel for the C- and A-line utility racks is complete and process piping installation was initiated. The concrete/masonry wall for the operator area and chemical room is complete.
 - Bio Pad: Installation of government-furnished equipment tanks is complete.
- *Transfer buildings*
 - Extraction Building #1: Installation of panels and service gear by the electric subcontractor continued with initiation of formwork on the mechanical pads.
 - Extraction Building #2: Installation of instrumentation and controls and formwork on the mechanical pads was initiated.
 - Injection Building #1: Electrical wire pull and formwork on the mechanical pads was initiated.
 - Injection Building #2: Installation of uni-strut grid system and formwork on the mechanical pads was initiated.
- *Lime Building*
 - Excavation activities for footings was initiated.



Photo 9

Construction of the Bio-Process Building for the 200 West Groundwater Treatment Facility continues.

RL-0040 Nuclear Facility D&D – Remainder of Hanford

RL-0040.R1.1: U Plant/Other D&D

CENTRAL PLATEAU FACILITIES DEMOLISHED WITH RECOVERY ACT FUNDS

- 211U Cold Chemical Makeup Tank Farm
- 211UA Cold Chemical Makeup Tank Farm Addition
- 203UX Gas Storage Facility
- 2701M Office Bldg
- 272E Fabrication, Mockup Shop Bldg
- 2716E Power Maintenance Storage Bldg*
- 2722W Welding Laboratory Bldg*
- 224UA UO3 Calcination/Load-out Facility
- 2710W Coal Handlers Shed
- 2701EC 209-E Guard Station
- 2734EA Gas Cylinder Storage Bldg
- 275E Carpenter Shop Bldg
- MO104 Mobile Office
- MO405 Mobile Office
- MO840 Mobile Office
- X8 Motor Car Shed*
- 224U UO3 Plant Concentration/Load-out Bldg
- 284WB Package Boiler Plant
- 209EA 90 Day Storage Pad

TOTAL: ~106,279 square feet

*Not part of the Key Performance Parameter

PLANNED FOR D&D/IN PROGRESS

- 284E Power House & Steam Plant
- 209E Critical Mass Laboratory
- 284W Power House & Steam Plant
- 2902-W Water Storage Tank*

U Canyon

Core drilling of 17 holes for internal grout conveyance within U Canyon was completed. There are now nine vertical holes drilled along the hot pipe trench (which runs along the canyon's north face) and two holes each in Cells 1, 34, 38, and 40. Upon completion, grout tubes were staged on the canyon deck.

Asbestos abatement inside U Canyon progressed, nearing 50 percent complete, and a CHPRC subcontractor continued hauling clean rubble from the demolished 183-KW Sedimentation Basins to the U Canyon site for backfill and environmental barrier construction when the building is demolished. While the 90-percent design review of the grouting plan for the canyon undergoes final approvals, preparations for a "test pour" of grout in the North Electrical Gallery are ongoing.

U Plant Ancillary Facilities

Closure documentation is being prepared.

200 East Core Industrial Area

Following the 284-E Power House exhaust chimneys, baghouses, and coal silo explosive demolition March 4, 2011, demolition began on the Power House itself, along with size-reduction and cleanup of debris from the explosive demolitions.



Photo 10

CHPRC begins demolition on the 284-E Power House in the 200 East Area of the Hanford Site.

200 West Area Industrial Facilities

Debris cleanup at the site of the explosive demolitions of the 284-W Power House stacks and baghouses and the 2902-W water tower continued. Asbestos abatement inside the building is progressing, with the first floor nearing completion,

209-E Criticality Mass Laboratory

CHPRC crews completed the first shipment of TRU waste from the 209-E Criticality Mass Laboratory, shipping three SWBs to the WRAP Facility on March 9. The boxes contained the size-reduced remains of Tanks 213, 215, and 216; two cylinders used in the Tank 108 Fuel Assembly System; and process piping and equipment from the HO-200 glovebox. Cleanup of debris from the demolition of another 209-E ancillary facility – the 209-EA 90-Day Storage Pad – is also complete.



Photo 11

The first shipment of transuranic waste from the 209-E Criticality Mass Laboratory leaves the building site bound for the Waste Receiving and Processing Facility.



Photo 12

The site of the former storage area outside the 209-E Criticality Mass Laboratory. The 209-EA 90-Day Storage Pad was one of the first ancillary facilities CHPRC removed from the 209-E Criticality Mass Laboratory.

RL-0040.R1.2: Outer Zone D&D/Waste Sites

OUTER ZONE FACILITIES DEMOLISHED WITH RECOVERY ACT FUNDS

212N Storage Building	6652M Fallout Laboratory
212P Electrical Storage & Transformer Shop	6652R Acid Storage Shed
212R Storage Building	6652C Space Science Laboratory
614 Monitor Station	6652CSHED Storage Building
646 Radioecology Field Laboratory	6652D Pump House
6652G ALE Field Storage Building	6652T Fire Protection Lower Pump House
6652H ALE Laboratory 1	6652U Rattlesnake Mountain Upper Pump House
6652I ALE Headquarters	623A Plant Radio Relay Bldg
6652J ALE Laboratory II	T520-6 Navy MARS Radio Station
6652S Sentry Shed*	6631 Radio Telescope Pedestal*
6634 ENW Tower and Building*	6630 Hodges Well Pumphouse*
6635 Crown Castle/Cingular Tower and Building *	6636 Columbia Communication Tower and Building*
6637 Tri City Amateur Radio Tower and Building*	6633 Franklin County Communication Building*
6632 Verizon Telephone Enclosure*	

*Not part of the Key Performance Parameter

North Slope Debris Removal


Personnel with CHPRC subcontractor Sealaska Environmental Services are currently clearing debris sites in Area 12 of the Hanford Reserve National Monument.

Arid Lands Ecology Reserve

Revegetation of cleared sites on ALE is ongoing.

D&D of Railcars Located on the 212-R Rail Spur

CHPRC crews continued pumping liquids from the cask well cars in preparation for decontamination, removing oils previously used for containment and redistributing contaminated water among the casks to minimize waste-water disposal and reach optimum levels for the eventual addition of grout. CHPRC and subcontractor Clauss Construction are preparing for delivery of locomotives to the B Reactor museum site.



A worker checks the interior of a railcar being prepared for disposition in the 200 North Area.

Photo 13



Photo 14

Workers pump liquids from cask well cars in preparation for decontamination activities. CHPRC is preparing several of the 200 North Area railcars for disposition.

Waste Sites

The following table showcases CHPRC’s recent progress in outer zone waste remediation.

WASTE SITE IN PROGRESS	TONS OF CONTAMINATED SOIL REMOVED	
	Week Ending Mar. 11, 2011	Total to Date with Recovery Act funds
200-W-147-PL	-	6,450
BC Control Area	8,100	348,000

Recent activities regarding the outer zone waste sites also included (listed by operable unit or site):

- 200-MG-1
 - 600-36: Revegetation is in process.
 - 600-40: Additional direct push testing is anticipated to occur in March.
 - 600-218: A Baseline Change Request was approved by the Change Control Board to authorize remove, treat, and disposal (RTD) activities.
 - 600-220: A Baseline Change Request has been approved by the Change Control Board to authorize RTD activities. A work package is in preparation.
 - 600-226: Backfill is complete. Initial revegetation is also complete.

- 600-275: The sample results for the remaining pad are favorable; backfill is complete. Reseeding is anticipated next week.
- 600-281: A cultural report is being reviewed and anticipated to be approved in March.
- 216-S-19: Direct push test sampling is under way and should be complete next week. Sampling has been impacted by high winds in the last two weeks.
- 216-S-26: Contractor mobilization is nearing completion with overburden excavation start-up in process.
- 200-W-147-PL: Post-verification sampling has been completed; laboratory analysis of results is in process.
- 200-CW-3
 - 216-N-4: Backfilling and contouring is complete. Revegetation is in process.
 - 216-N-6: Backfilling and contouring is complete. Revegetation is in process.
- BC Control Area
 - Survey measurements are complete for the first portion of Zone A (approximately 90 percent of the area). Altogether, approximately 140 acres of Zone A have been remediated with ongoing removal of hot spots. Zone A seeding of 130 acres has been completed; seeding of the last 10 acres is anticipated next week.

RL-0041 Nuclear Facility D&D – River Corridor Closure Project

RL-0041.R1.1: 100K Area Remediation

100K AREA FACILITIES DEMOLISHED WITH RECOVERY ACT FUNDS

- 183KW Chlorine Vault
- 183.1KW Headhouse
- 183.3KW Filter Basin
- 183.7 KW Pipe Tunnel
- 110KE Gas Storage Facility
- 116KE Reactor Exhaust Stack
- 118KE Horizontal Control Rod Storage
- MO048 Construction Lunch Trailer
- MO969 Ops/HPT Change Trailer
- 115KE Gas Recirculation

PLANNED FOR D&D/IN PROGRESS

- 183.4KW Clearwell
- 190KW Main Pump House
- 183.4KE Clearwell
- 181KE River Pump House
- 117KE Exhaust Air Filter (subgrade structures)
- 190KE Main Pump House
- 1605KE Guard House

Facility D&D

Demolition and loadout of the substructure at the west side of the 105-KE Reactor building continued. Draining of the 183.2-KE Sedimentation Basins in preparation for their demolition is nearly complete, as crews use small submersible pumps to drain off residual water from the basins. At the 181-KE River Pumphouse Structure, construction of containments for asbestos abatement continued.



Photo 15

CHPRC is nearly finished draining the 183.2-KE Sedimentation Basins in preparation for their demolition.



Workers check a wire on a containment structure for the 181-KE River Pump House Structure that CHPRC is preparing for demolition.

Photo 16

Infrastructure Utilities Upgrade Project

Flow- and pressure-testing of the new 100K Area fire-protection loop was completed, as was final construction and trouble-shooting in the Water Treatment Facility.




Photo 17

A worker compacts dirt over a tie-in outside the newly constructed 100K Area Water Treatment Facility.

Waste Sites

CHPRC excavating the 100-K-53 waste site, the 100-KE Glycol Heat Recovery Underground Pipelines, with 256 tons removed last week for a cumulative total of more than 5,200 tons of contaminated soil removed from the waste site for disposal at the Environmental Restoration Disposal Facility. The glycol line has also been demolished.

UPCOMING EVENTS

RL-0011 Nuclear Materials Stabilization & Disposition

RL-0011.R1: Plutonium Finishing Plant D&D

- Remove the last two gloveboxes in the Analytical Laboratory.
- Complete D&D and remove eight of the nine gloveboxes from room 179 of the PPSL.
- Complete cleanout and remove glovebox 188-1 from the PPSL Remove conveyor gloveboxes HC-3 and HC-4 in the RMC Line.
- Remove gloveboxes HA-19B1 and B2 from room 235-B of the RMA Line.
- Complete cleanout of gloveboxes HA-7A and HC-15A, B, and C.

- Isolate glovebox 200 from 100C, and prepare the three gloveboxes remaining in room 235-D for disposition in place.
- Complete cleanout of the 232 scrubber cell and disposition glovebox HA-46 in place.
- Complete size reduction of glovebox HA-22B.
- Remove exhaust duct work and filters, complete cold and dark isolations, and prepare the 2736-Z vault complex for demolition.

RL-0013 Solid Waste Stabilization & Disposition

RL-0013C:R1.1: MLLW Treatment

- One MLLW shipment (11.8 m³) planned from CWC to IMPACT Services for recycling.

RL-0013C:R1.2: TRU Waste

- TRU Retrieval
 - 3A burial ground
 - Remove Boxes 27, 26, and 25 from 3A Trench 17
 - Ship 10 3A Trench 8 RH culverts to CWC.
 - Complete mitigation of contamination and down-post HCA areas in 3A Trench 17 between Boxes 23 and 27.
 - Overpack three 3A Trench 8 long RH culverts and ship to CWC.
 - 4B/4C burial ground
 - Remove and overpack two CH FRP boxes (6.6 m³) and two RH FRP boxes (~6.4 m³), both from 4B Trench 11, into new 9 x 5 x 5 waste boxes.
 - Remove remaining five 55-gallon drums (one RH and four CH drums) (~1 m³) and two concrete boxes (~1.6 m³) from 4B Trench 11.
 - Begin portable assay of removed 4B Trench 11 containers.
 - Complete and approve large concrete box (~46 m³) removal work package.
 - 12B burial ground
 - Continue removing drums and boxes from 12B Trenches 17 and 27.
 - Prepare and load first LLW 8 x 4 x 4 ft overpack boxes for shipment to PFNW.
- TRU Repackaging and Shipments
 - Five planned shipments
- Suspect TRU Waste Shipments
 - Three TRU-mixed waste shipments (42.5 m³) planned from CWC to PFNW for repackaging.

RL-0030 Soil & Groundwater Remediation, Groundwater/Vadose Zone

RL-0030.R1: Central Plateau Soil & Groundwater

- Continue construction of the 200 West Groundwater Treatment Facility.
- Continue well drilling and decommissioning.

RL-0040 Nuclear Facility D&D – Remainder of Hanford

RL-0040.R1.1: U Plant/Other D&D

- Continue staging grout tubes and other preparations for test-grout of North Electrical Gallery.
- Continue demolishing the 284-E Power House and clean up debris at the sites of the 200 East and 200 West Areas demolitions.

- Size reduce and remove glovebox HO-200.

RL-0040.R1.2: Outer Zone D&D/Waste Sites

- Continue debris removal on the North Slope.
- Continue revegetating cleared sites on the ALE Reserve.
- Continue draining residual liquids from the cars in preparation for decontamination, grouting, and eventual disposal.
- Continue revegetating the 600-36, 216-N-4, and 216-N-6 waste sites.
- Continue seeding at Zone A of the BC Control Area.

RL-0041 Nuclear Facility D&D – River Corridor Closure Project

RL-0041.R1.1: 100K Area Remediation

- Continue D&D of substructure around 105-KE Reactor Building.
- Complete draining of 183.2-KE Sedimentation Basins.
- Continue final testing of new 100K Area fire-protection loop.
- Continue excavating soil from and planning for remediation of 100K Area waste sites.