

**YOUR GUIDE TO SEPARATING OR
RECYCLING TRASH**

-SORT-

**IN THE 22D AREA SUPPORT GROUP
(ASG) - VICENZA**

INFORMATION PAMPHLET



**FOR MORE INFORMATION CALL:
DSN 634-8941/7166
DPW ENVIRONMENTAL MANAGEMENT OFFICE
BLDG 18A, CASERMA EDERLE**



DEPARTMENT OF THE ARMY
HEADQUARTERS, 22D AREA SUPPORT GROUP
UNIT 31401, BOX 80
APO AE 09630




AESE-V-EE

MEMORANDUM FOR Community Members

Re: Recycling Program

Dear Community Members:

1. This booklet will inform you about our recycling program in the 22D ASG-Vicenza. Your active participation is needed to make the program work. Laws and regulations mandate that we reduce waste and recycle. This booklet explains how recycling works in the 22D ASG-Vicenza area and your vital role and responsibilities. With this information, we hope you will have an increased understanding of why and how we must recycle, what items must be recycled, and the easiest way to separate and/or recycle trash.
2. Recycling has become very important because landfill space is reduced, disposal fees are rising and awareness of the value of the materials we use for packaging have increased. The United States Army Europe (USAREUR) initiated the Separate Or Recycle Trash (SORT) program in 1991. Since 30 January 1992, SORT has been mandatory. We must all work together in order to comply with local Host Nation laws and U.S. Army regulations.
3. Read this booklet! Ask questions by referring to the offices listed within, and maximize your recycling efforts by separating and disposing your paper, glass, metal cans, plastics and other wastes in the designated containers. Doing so is important to save energy, raw materials and money, and to comply with regulations and host nation laws. If you have questions about our SORT program, contact the Directorate of Public Works - Environmental Management Office.
4. Take pride in our environment. Join our recycling program now! Do it for our children's future and to bring credit to the U.S. Forces residing in our Host Nation.


WALTON C. CARROLL
COL, AV
Commanding

1 Encl

DISTRIBUTION:
F

TABLE OF CONTENTS

CHAPTER	DESCRIPTION
1	WHY RECYCLE
2	WHO RECYCLES WHAT AND HOW
3	WHAT TO RECYCLE
4	TIPS FOR AVOIDING WASTE
5	PAPER
6	GLASS
7	METALS
8	PLASTICS
9	BATTERIES
10	BULK CONTAINERS
11	WHERE TO RECYCLE - LOCATION MATRIX
12	HOUSEHOLD HAZARDOUS WASTE
13	WASTE MINIMIZATION
14	ODDS AND ENDS

WHY RECYCLE

Dear Customer....

There are laws and regulations we have to follow. For example, the USAREUR Regulation 200-1 and the new Italian "Ronchi Decree" require our community to recycle.

Recycling efforts are important to the U.S. Army, our community and Italy; briefly, to everybody. First of all, there is the responsibility of each individual human being for the future. Actually, we all are creating the future we have to share.

Every organization, soldier, family and civilian living or working on post is requested to follow the policy establishing and executing this recycling procedure for contributing to the goal. The goal is preserving our future, keeping peace with nature and last, but not least, saving dollars. Steps in this direction are :

SEPARATING OR RECYCLING TRASH OR SORT

This booklet will help you to find the right way. This book is intended for community members residing in Villaggio or Caserma Ederle. Members living in leased quarters or private rentals must follow the guidance offered for each of the different comunes. The Housing Division of the DPW has researched most of the comune requirements and published the proper information on the SETAF website (www.setaf.army.mil). For more detailed information:

**Call DSN 634-8941/7166
or
Civilian 0444-51-8941/7166**

WHO RECYCLES WHAT AND HOW?

WHO SHOULD RECYCLE? - EVERYBODY!!!

WHAT SHOULD WE RECYCLE? - ALL WHICH CAN BE REUSED!!!

WHY SHOULD WE RECYCLE? - IT IS AN ARMY DIRECTIVE AND THE RIGHT THING TO DO!!

HOW SHOULD WE RECYCLE? - USE THIS GUIDANCE BOOKLET AND CALL THE ENVIRONMENTAL MANAGEMENT OFFICE (EMO) WHEN YOU NEED ASSISTANCE!!!

Everyone who produces waste must join in the chain of recycling.

Theoretically, all types of waste are recyclable: unfortunately, in practice, we haven't reached the point where everything can be recycled. In the normal household waste there are about 50% recyclables that can be brought back easily into the production cycle; in offices it is even more. The most important materials are paper and glass.



TIPS FOR AVOIDING WASTE

Avoidance starts by thinking and observing. Think about what you think you need, do you need it really, or isn't there a substitute with the same practical value which produces less or no waste?


Replace disposable goods by durable and reusable ones. For example, launder cloth diapers instead of using disposable ones. Use china for food and drinking instead of disposable plates and cups.

Buy recyclable goods like cleansers in glass pump bottles and not aerosol cans, or juices and sodas in glass bottles instead of containers that consist of laminated paper or plastic.

Avoid extra packaging by buying in bulk instead of single serving packages; buy together with friends. Larger amounts sometimes are cheaper so that you can save money. Avoid items that are double or triple packed with paper and plastic.

Avoid hazardous chemicals; they not only fill up landfills, they can harm the environment and that means also you and your family. Read the product labels carefully, choose less or better nonhazardous products whenever possible. Dispose of chemicals only as directed.

Sell or donate throw-aways. Your neighbors and friends can be your customers. Charities will take old clothing and books. Organize flea markets and have **fun** by selling things you do not need.






PAPER

Please put only papers that are on this list in the container; for questionable items, call the EMO office or put it in the garbage dumpster. Dirty or non recyclable paper, even in small amounts, can reduce or destroy the recycling capability of a whole container's contents, which then costs extra money.

In offices recyclable paper may be stored in the office and transported by a designated recycling coordinator to the paper recycling points.

Recyclable papers are:



NEWSPAPERS, MAGAZINES, CATALOGS,
PAPERBACK BOOKS, TELEPHONE BOOKS,
PACKING PAPER, BROWN PAPER BAGS,
ENVELOPES, RECEIPTS, OFFICE PAPER,
COMPUTER PAPER, AND PAPER EGG CARTONS

PUT THESE ITEMS IN THE FOLLOWING CONTAINER



PAPER -- DON'T RECYCLE
(GOES IN REGULAR TRASH)


The paper listed below cannot be recycled, it goes in the regular trash:

NON-RECYCLABLE PAPERS ARE:

- ? DIRTY PAPER OF ANY KIND: E.G., TISSUES AND NAPKINS
- ? HYGIENIC PAPER, WAX PAPER, OILY PAPER
- ? PLASTIC OR ALUMINUM COATED PAPER: E.G., MILK AND JUICE BOXES.
- ? WALL PAPER, CARBON PAPER, PAPER CUPS AND PLATES
- ? PHOTOGRAPHIC PAPER.

PUT THESE ITEMS IN THE CONTAINER BELOW:





GLASS AND METAL CANS RECYCLE

Please throw only glass and cans listed below into the special glass containers. The color of the container (blue or green) has no meaning, you can use each container for different colors of glass or cans. Remove all lids and lids from bottles and glasses. Metals lids can be thrown in the glass container also; plastic lids should be put in the plastic recycling container.

Bottles and cans should be rinsed so that no visible residues remain, this helps to keep bees and wasps away.

RECYCLABLE GLASS:

JUICE BOTTLES, SODA BOTTLES, WINE BOTTLES, BEER BOTTLES, LIQUOR BOTTLES, WHISKEY BOTTLES, DRINKING GLASS, GLASS FOOD JARS

RECYCLABLE METAL CANS:

SODA CANS, JUICE CANS, FOOD CANS, COFFEE CANS, CLEAN ALUMINUM FOIL, PIE-TINS, ALUMINUM POTS AND PANS, CLEAN FROZEN FOOD TRAYS.

PUT THESE ITEMS IN THE FOLLOWING CONTAINER:



GLASS AND METAL CANS
DO **NOT** RECYCLE

Only household glass can be recycled, that means all other types of glass go in regular trash.

If bottles are returnable (beer bottles), take it back for a refund.

GLASS - **NOT** FOR RECYCLING:

MIRRORS, PORCELAIN, STONEWARE, POTTERY, CRYSTAL, LIGHT BULBS, FLUORESCENT LIGHT TUBES, WINDOW GLASS AND AUTO GLASS. (Note: Fluorescent light tubes may contain mercury which is a hazardous waste).

NON-RECYCLABLE METAL:

==== GOES IN REGULAR TRASH ====

VACUUM WRAPPINGS FOR COFFEE, ETC, JUICE BOXES, METALLIC WRAPPING PAPER, DIRTY ALUMINUM FOIL

===== GOES BULK CONTAINER =====

ALL LARGE AND HEAVY METAL ITEMS WHICH DO NOT COME OUT OF A KITCHEN GOES TO THE BULK CONTAINER (SEE CHAPTER 12)



PLASTICS

Almost all plastic items can be recycled, but they have to be clean.

Plastics that can be recycled:

PLASTIC BOTTLES, BOTTLED WATER CONTAINERS, DETERGENT BOTTLES; MOUTHWASH BOTTLES; AND OTHER PLASTICS MARKED "PET", "PVC", AND "PE".


These items can go in the container pictured below:



Plastics that cannot be recycled go in the regular trash.

Non-recyclable plastics are:

All types of dirty plastics; laminated plastic like juice or milk boxes, plastic cases from packaging, plastic foams, and Styrofoam.



BATTERIES

DRY CELL BATTERIES


All dry cell batteries which are used in the household for radios, flashlights, cameras, electronic toys, etc. should be separated from all other garbage. There is a battery recycling container located on Caserma Ederle by the Global Credit Union. You may deposit Ni-Cad, Lithium, and other batteries (BUT NOT Car Batteries) in this location.



Military batteries should be maintained in their unit hazardous waste storage area for pickup and disposal as hazardous wastes.


CAR BATTERIES

Car batteries should be returned to the location or store where a new battery is purchased: AAFES garage or Italian merchant.




BULK CONTAINERS

Bulk containers are presently being provided by the City of Vicenza's contractor, AIM. However, these containers will be taken away if inappropriate material continues to be put into them. The Bulk Containers or Rolloffs are presently available to Villaggio Housing residents from Friday-Monday and on Caserma Ederle on Thursday. Following are the requirements for using these containers:

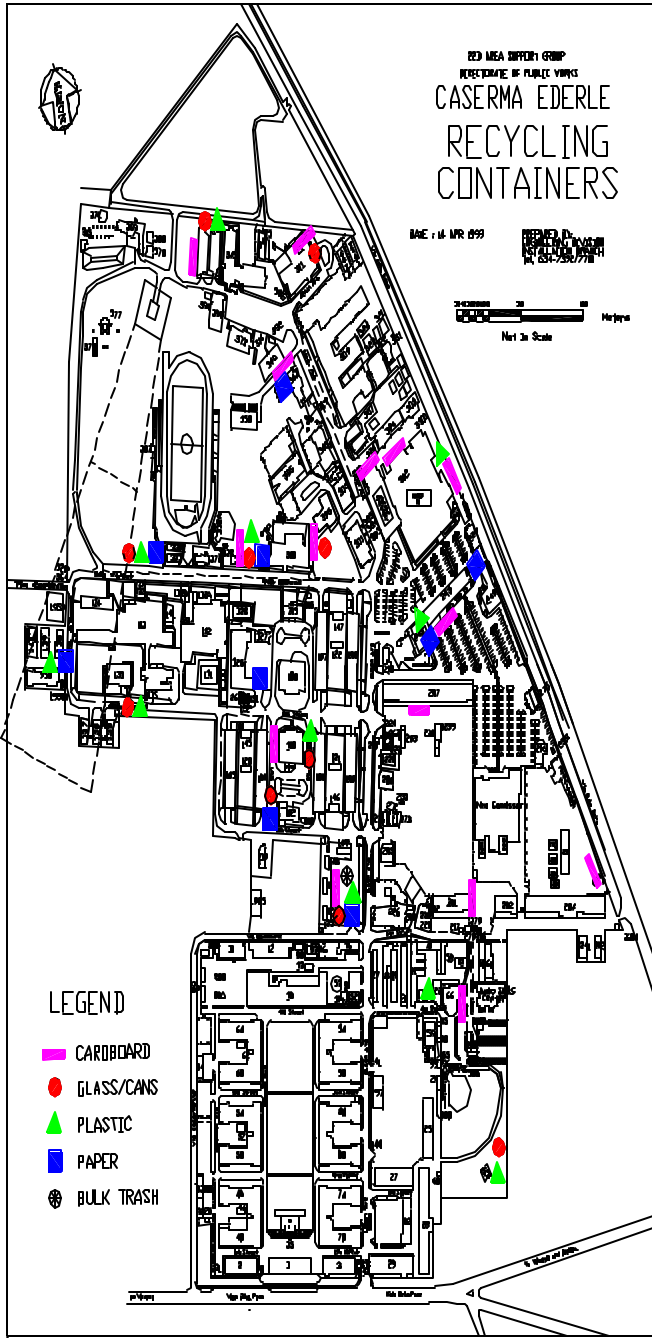


ALLOWABLE ITEMS ARE: BULKY FURNITURE ITEMS, MATTRESSES, AND SOME TREE CUTTINGS.



PROHIBITED ITEMS ARE CONSTRUCTION DEBRIS AND ALL HAZARDOUS WASTES (I.E., FLAMMABLES, CORROSIVES, COMPUTERS, MICROWAVES, TV SETS, REFRIGERATORS, STOVES, AIR CONDITIONERS, STYROFOAM, REACTIVE ITEMS, AMMUNITION AND AMMO BOXES). CONTACT THE EMO OFFICE FOR TURN-IN PROCEDURES ON THESE ITEMS. REMEMBER THAT ILLEGAL DISPOSAL OF HAZARDOUS WASTES IS PUNISHABLE UNDER HOST NATION LAWS AND DOD REGULATIONS.







HOUSEHOLD HAZARDOUS WASTE

The most common hazardous products found around the home include the following:

BATHROOM:

Air Fresheners	Medicines	Disinfectants
Hair Color	Tub and Tile Cleaners	Perm solutions

LIVING AND STORAGE AREA:


Furnish Polish	Spot Remover	Nail Polish Remover
Shoe Polish	Fabric cleaner	Flea Spray
Mothballs	Glue (solvent based)	Rug Shampoo
Nail Polish	Aerosol Cans	

KITCHEN:

Oven Cleaner	Floor Wax	Drain Cleaner
Ammonia Based Cleaners		

GARAGE AND BASEMENT:


Anti-freeze	Car Batteries	Pesticides
Gasoline	Oil	Paints
Car Wax	Turpentine	Varnishes



WASTE MINIMIZATION AT HOME

SAFER AND CHEAPER SUBSTITUTES FOR HOUSEHOLD USE:

- ? ?All purpose cleaner: In 1 qt warm water, mix 1 t. liquid soap, lemon juice or vinegar. Make stronger if desired.
- ? ?Glass cleaner: Mix 1 T. vinegar or lemon juice in a 1 qt water. Spray on and use newspaper to wipe off.
- ? ?Drain Cleaner: Put 3 T. baking soda in a drain, add 1 cup vinegar. Pour a pan of boiling water down drain to clear.
- ? ?Oven Cleaner: Clean spills as soon as oven cools using steel wool and baking soda. For tough stains add salt. Do not use on self cleaning or continuous cleaning ovens.
- ? ?Toilet bowl cleaner; use toilet brush and baking soda or vinegar.
- ? ?Furniture Polish: Mix 1 t. lemon oil in 1 pint of mineral oil or vegetable oil.
- ? ?Laundry detergent: Use 1/3 less detergent when using water softener. Add 1/4 cup vinegar to final rinse.
- ? ?Rug Deodorizer and Shampoo: Deodorize dry carpets by sprinkling with baking soda. Wait at least 15 minutes and vacuum. Repeat as necessary. Shampoo: Mix 1 qt white vinegar and 3 qts boiling water. Apply to rug with wet rag, do not saturate rug. Dry thoroughly. Then vacuum.
- ? ?Roach and Ant repellent: Sprinkle baking soda in cabinet edges, around baseboards and cracks.
- ? ?Flea and Tick power: Put brewer's yeast or garlic in your pet's food, sprinkle fennel, rosemary or eucalyptus seeds or leaves around sleeping area.



TIPS FOR REDUCING WASTE

- ✍️ **BUY REUSABLE PRODUCTS AND AVOID DISPOSAL GOODS.**
- ✍️ **BUY, MAINTAIN AND REPAIR DURABLE PRODUCTS**
- ✍️ **REUSE BOXES, CONTAINERS, PAPER AND OTHER ITEMS**
- ✍️ **SELECT PRODUCTS WITH THE LEAST AND LESS WASTEFUL PACKAGING.**
- ✍️ **BUY CONCENTRATES, LARGER-SIZED CONTAINERS OR PRODUCTS IN BULK**
- ✍️ **BUY PRODUCTS THAT CAN BE RECYCLED AND MAKE SURE TO RECYCLE THEM.**
- ✍️ **BUY NONHAZARDOUS PRODUCTS FOR THE HOME**
- ✍️ **BORROW, RENT, OR SHARE THINGS THAT YOU DON'T USE VERY OFTEN.**

AT HOME :

- ? Avoid using paper or Styrofoam dishes. Use sturdy, washable utensils and dishes for picnics and parties.
- ? Use razors with replaceable blades.
- ? Use cloth napkins instead of paper ones.
- ? Use a sponge instead of paper towels.
- ? Use rechargeable batteries and buy rechargeable appliances when possible.
- ? Buy long lasting radial tires and keep them properly maintained.
- ? Buy durable furniture, luggage, sporting goods and tools that will last longer.
- ? Reuse glass jars, coffee cans, plastic food containers.
- ? Reuse newspapers, packing peanuts, and bubble wrap.
- ? Use commissary bags to wrap packages for mailing.
- ? Avoid using cleaning solutions or other products made with toxic chemicals. Use safer and cheaper substitutes that have already been mentioned in this pamphlet.



ODDS AND ENDS

OLD CLOTHES AND FURNITURE: DONATE THEM TO THE THRIFT SHOP OR TRY AND SELL THEM BEFORE THROWING IN THE DUMPSTERS.

QUESTIONS....CALL BEFORE YOU TRASH IT...THINK BEFORE YOU BUY IT.