



# Management of TBI Rehabilitation/Co-Occurring Mental Health Issues: Depression, Pain, & Substance Use Disorders

**Alison N. Cernich, Ph.D., ABPP-Cn**

Acting Senior Liaison, TBI

Office of Rehabilitation Services

Department of Veterans Affairs

## Frequency of Possible Diagnoses among OEF and OIF Veterans

<b>Musculoskeletal (710-739)</b>	<b>57.1%</b>
<b>Mental Disorders (290-319)</b>	<b>53.3%</b>
<b>Symptoms/signs/ill defined (780-799)</b>	<b>52.4%</b>
<b>Nervous system/sense organs (320-389)</b>	<b>45.3%</b>
<b>Endocrine/nutrition/metabolic (240-279)</b>	<b>32.9%</b>
<b>Injury/poisonings (800-999)</b>	<b>29.2%</b>
<b>Respiratory (460-519)</b>	<b>26.5%</b>

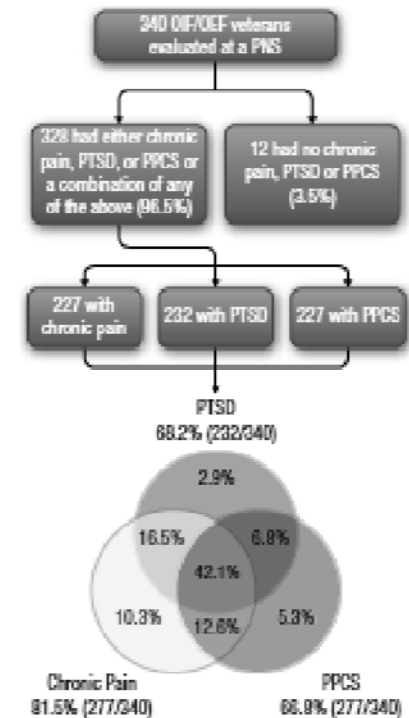
\* Data cited from VA Health Care Utilization by Recent Veterans, Epidemiology Program, Office of Public Health, VHA

\* These are cumulative data since Oct 1 2002, with data on hospitalizations and outpatient visits as of June 30, 2012; Veterans can have multiple diagnoses with each health care encounter. A Veteran is counted only once in any single diagnostic category but can be counted in multiple categories, so the above numbers add up to greater than 834,463; percentages add up to greater than 100 for the same reason.

† Percentages reported are approximate due to rounding.

# mTBI and Co-Occurring Disorders

- The vast majority of patients who present to the clinic with a diagnosis of mild Traumatic Brain Injury (mTBI) do not often present with mTBI alone.
- Veterans with positive TBI screens are more likely to have a diagnosis of PTSD, depression, and substance abuse disorder.
- Both civilian and military literature provide evidence that the greater the burden of co-occurring disorders, the higher the likelihood that symptoms will persist following mTBI.



The polytrauma clinical trial: Distribution of patients with chronic pain, posttraumatic stress disorder (PTSD), and persistent post-concussive symptoms (PPCS) in a sample of 340 Operation Iraqi Freedom/Operation Enduring Freedom (OIF/OEF) veterans evaluated at Department of Veterans Affairs Boston Polytrauma Network Site (PWS).

Law et al., Prevalence of chronic pain, posttraumatic stress disorder and persistent post-concussive symptoms in OIF/OEF veterans: Polytrauma clinical trial. *JRRD*, 2009, 46(5), 697-702.

# Depression & TBI

- Depression is frequently noted in individuals with chronic post-concussion syndrome (Hesdorffer et al, 2009).
- Individuals with mTBI who experience depression post-injury report more symptoms and more severe symptoms than those mTBI patients without depression (Lange et al., 2010).
- This can extend to the perception of other problems, including cognitive problems in individuals with mTBI, with individuals with depression, anxiety and PTSD reporting more problems with cognitive function than other groups (Spencer et al., 2010).
- Depression after mTBI is linked to abnormal imaging results, older age at time of injury, and higher levels of depressive symptoms in the week following injury (Bay, 2009).



## Pain & TBI

- A recent meta-analysis that considered veteran populations separately found a 43.1% pain prevalence rate (95% CI, 39.9%-46.3%; Nampiarampil, 2008).
- Though that study found that brain injury has an independent relationship with chronic pain, over and above other diagnoses (i.e., PTSD or depression), other reports have demonstrated the contribution of PTSD, insomnia, fatigue, and depression to reports of pain severity (Dobschka et al., 2008).
- In addition, many veterans from the OEF/OIF/OND conflicts present with other injuries, such as amputations, orthopedic injuries, or chronic use injuries that may have occurred separately from their mTBI. In a multiply injured population, the prevalence of pain reports is generally higher and the pain is rated as more severe in civilian studies (Meerding et al., 2004).

## Headache & TBI

- Headache is the most frequently cited persistent symptom following mTBI and is often the most disruptive to the individual's functional ability.
- Approximately 90% of individuals experience headache following a mild TBI (Lew et al., 2006) and they generally develop within 7 days of the injury. One third to one-half of individuals with mTBI report headache five years after injury (Dobscha et al., 2008).
- Headache origin does not follow only from impact to the head but can arise from trauma to the head or neck including: cervical spinal column, spinal cord, neck musculature (International Headache Society, 2004) .



- Early symptoms of headaches, dizziness, or nausea in the immediate period (e.g., in the Emergency Department) after mTBI have been associated with sustained post-concussion symptoms months after injury (Chamelian & Feinstein, 2004; de Kruijk et al., 2002).

# Substance Use Disorders & TBI



- In general, alcohol and substance use rates decline following brain injury. For example, in a civilian study at a Level I trauma center, the prevalence of substance use disorders went from 41% pre-injury to 21% post-injury (Whelan-Goodinson et al., 2009).
- In a recently published study of active duty soldiers with mTBI, there was a slightly higher rate of alcohol abuse in individuals with a comorbid mTBI diagnosis compared to other injuries (6.9% v 4.4%). However, when other factors were controlled in a multivariate analysis, the relationship was not as strong (Heltemes et al., 2011).
- In civilian brain injury studies, there is an increased risk for increased alcohol or substance use in the presence of a co-occurring mood disorder (Jorge et al., 2005).
- What places an individual with mTBI at potential risk for the development of substance use problems are the cognitive and emotional deficits following the injury, in combination with the presence of poor psychosocial adjustment and coping skills (Graham & Cardon, 2008).

# Treatment Guidance for mild TBI

- Guideline process was initiated in 2007
- Literature review spanned 2002-2008 and also included data from the WHO review from 1980-2002
- Includes management algorithms for initial concussion
- Does support paucity of Class A evidence for mTBI care

## Clinical Practice Guideline

### Management of Concussion/mild Traumatic Brain Injury

April, 2009



VA/DoD Evidence Based Practice





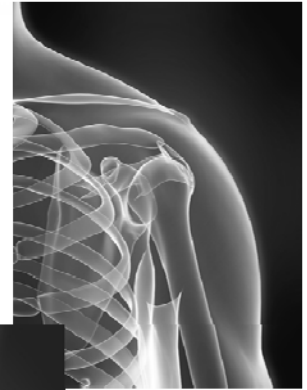
# Depression

- Non-pharmacologic treatment
  - Reassurance related to recovery
  - Reduce activity restriction
  - Sleep hygiene education
  - Sleep study, if indicated
  - Regular aerobic exercise
- Pharmacotherapy recommended
  - Anti-epileptics
  - SSRI (single RCT for sertraline showed non-significant improvements; Ashman, 2009)
- AHRQ evidence synthesis reflected a paucity of evidence for treatment of depression following TBI
- Recent meta-analysis documents effectiveness of cognitive-behavioral therapy with an average effect size 1.15 in populations with brain injury (Waldron et al., 2012)
- A small study explored mindfulness-based cognitive therapy and demonstrated reduced symptoms of depression in 20 patients (Bedard et al., 2012)



# Pain

- Thorough evaluation with consideration of individual factors and symptom presentation should be emphasized
- Treatment depends on the etiology of the pain
  - Guidelines for TBI and pain suggest maximization of non-pharmacological interventions before medications are initiated
    - Heat
    - Ultrasound
    - Cryotherapy
    - Transcutaneous nerve stimulation
    - Relaxation or CBT may require modification for individuals with TBI but can be effective
- Focus on interventions that minimize side effects notable in TBI
  - Analgesic balms, acetaminophen, and NSAIDs are first line treatment for most types of pain
- Minimize medications that have the potential for abuse



# mTBI: Headache Management



- Headache
  - Management is similar to conventional headache management
  - Medication treatment should be carefully prescribed to avoid sedation
  - Other contributors to headache require review
    - Associated neck or upper back injury
    - Medication use
    - Significant caffeine use
    - Sleep/fatigue
  - Pharmacotherapy can include NSAIDs, triptans, and prophylactic headache treatments

# Substance Use Disorders

- Little specific literature exists for the mild TBI population for treatment of SUDs
- Recent randomized controlled trials have examined the effect of brief interventions to reduce alcohol use in individuals with moderate to severe TBI with little to no effect (Sander et al., 2012; Ponsford et al., 2012; Tweedy et al., 2012).
  - Trials were limited by small sample size
  - Interventions varied with respect to time since injury to implementation
- Specialty referral to a SUDs clinic with collaborative work on modification of treatments for individuals with brain injury is a general clinical recommendation.
  - No clear evidence supports this approach.



Thank You



VETERANS HEALTH ADMINISTRATION



Defining  
**EXCELLENCE**  
in the 21st Century

# TBI and PTSD Comorbidity in Returning Veterans

Jennifer J. Vasterling, Ph.D.

VA Boston Healthcare System  
VA National Center for PTSD



HSR & D Cyberseminar  
November, 2012



# Overview

- Epidemiology
- Mechanisms leading to comorbidity
- Clinical Implications

# **Epidemiology**

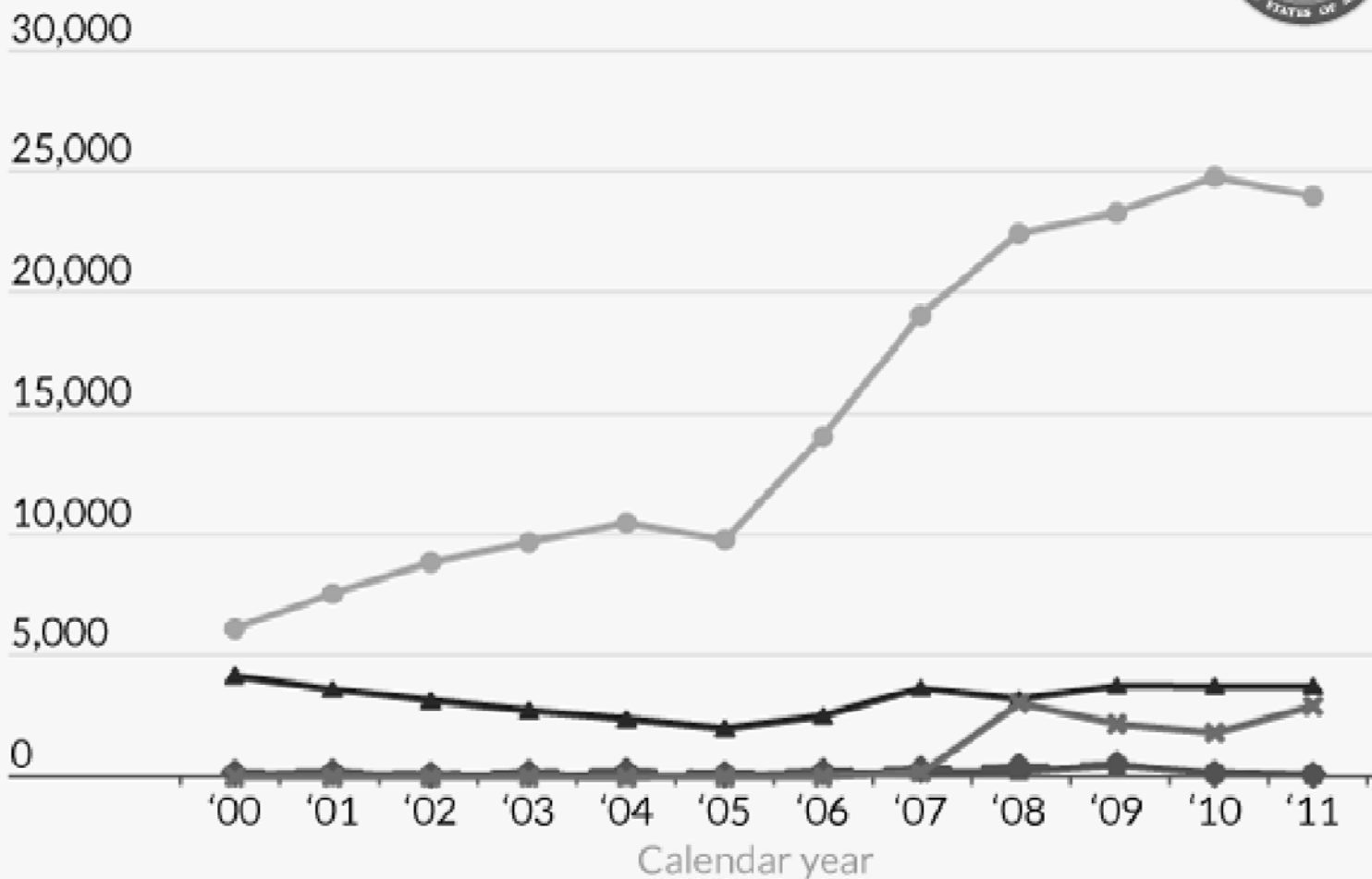


# DoD Numbers for Traumatic Brain Injury



## Incidence by Severity

No. of cases

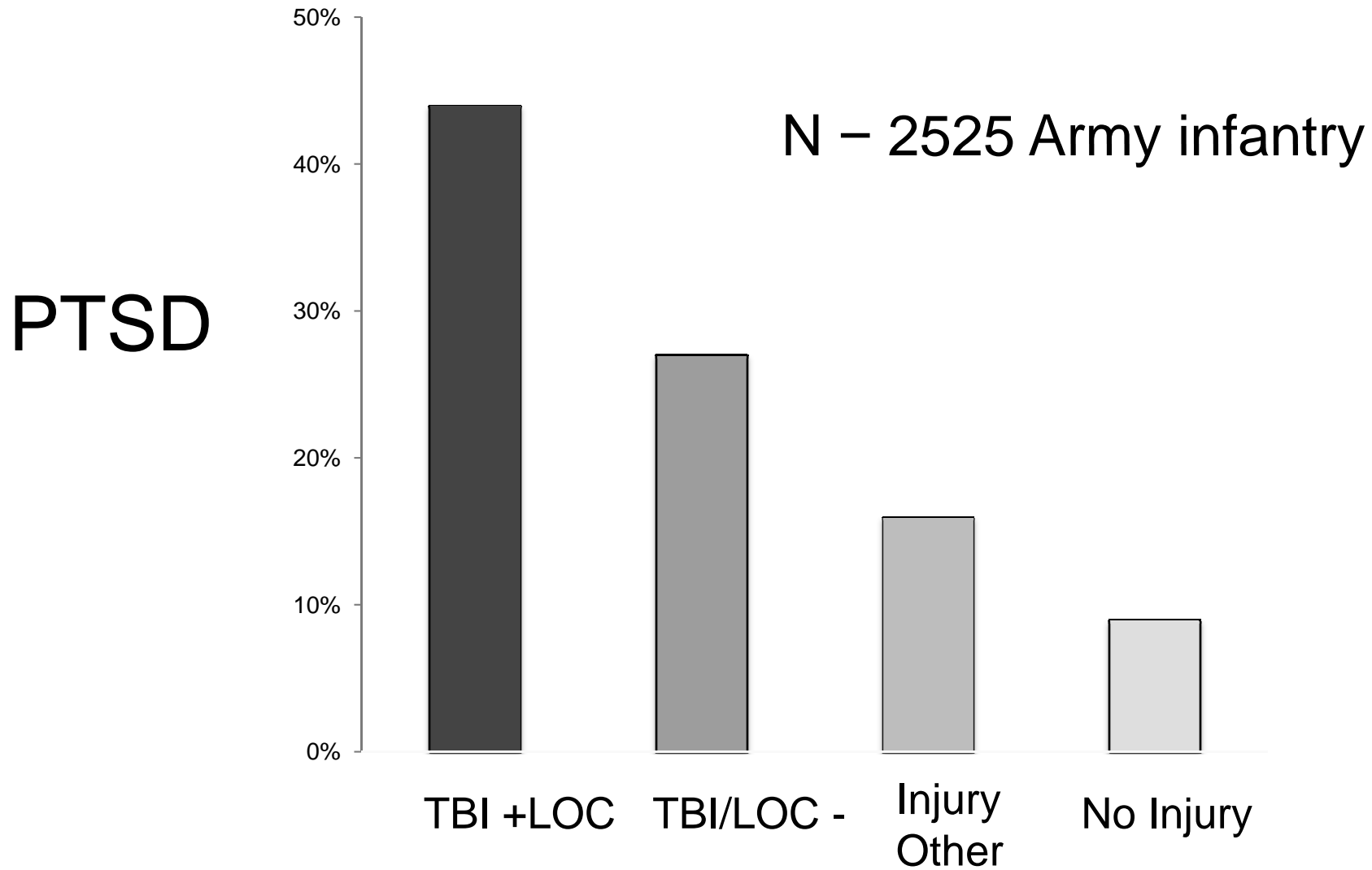


—●— Mild    —▲— Moderate    —■— Severe    —◆— Penetrating    —×— Unclassified

Source: Armed Forces Health Surveillance Center

Updated 10 Feb 2012

# Hoge et al. (2008; *N Eng J Med*)

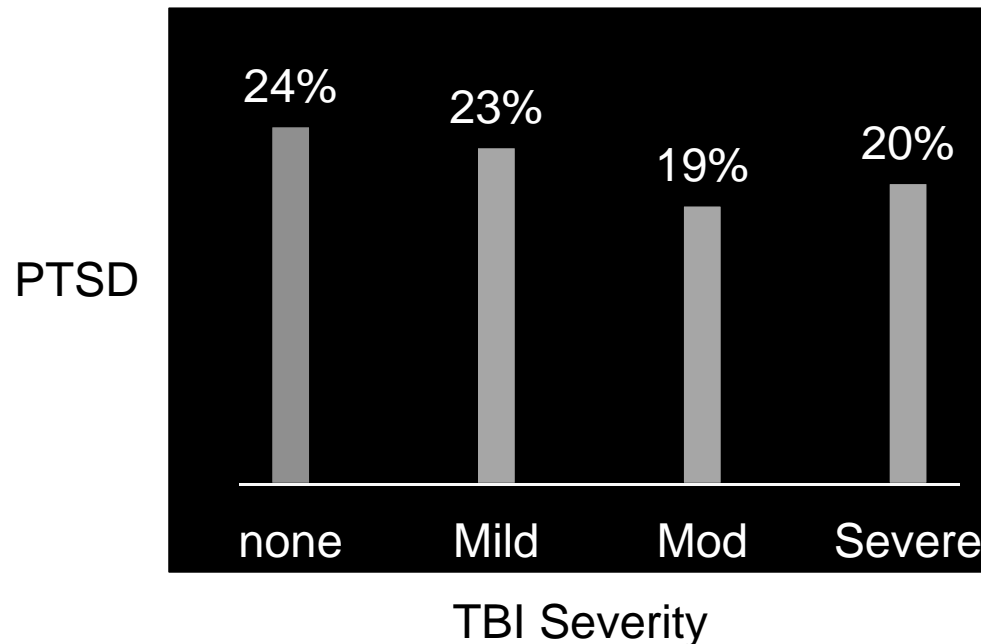


# TBI Severity and PTSD

Zatzick et al. (2010; Arch Gen Psych)

N = 3047 civilians

- Only moderate and severe TBI decreased risk of PTSD, compared to other injury controls



- PTSD assoc. with functional impairment, cognitive symptoms.

# Mechanisms



TBI/PCS



Stress/  
PTSD

# PTSD → TBI Recovery

- Most post-concussive symptoms in OEF/OIF sample can be accounted for by PTSD (Hoge et al, *N Eng J Med*, 2008)
- 

- Psychiatric symptoms reduce resilience and coping with TBI
- Somatic pre-occupation (especially for anxiety disorders)

# TBI → PTSD: Mechanisms

- TBI and associated complications can be stressful
- Cumulative effects of brain (and cognitive) dysfunction

*Dorsolateral Frontal Cortex*

*Orbital Frontal Cortex*



*Hippocampus*

# Longitudinal Prediction of Psychiatric Status Following TBI

- Bryant et al. (2010; Am J Psych)

n = 1084 civilians with traumatic injuries

At 12 mos., mild TBI patients ~2x more likely to develop new:

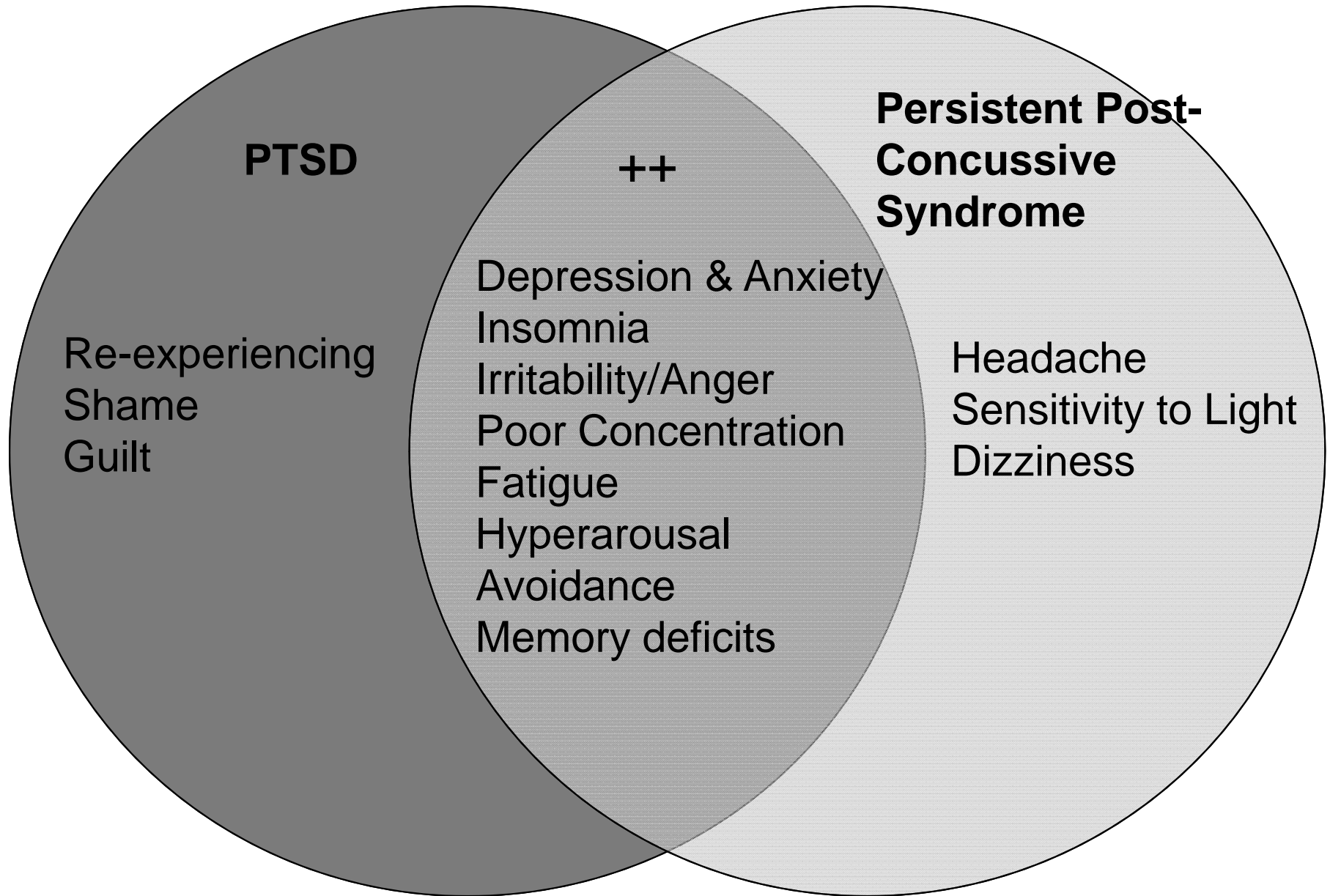
	Adj OR	CI
PTSD	1.92	1.08, 3.40
Panic	2.10	1.03, 4.14
Social Phobia	2.07	1.03, 4.16
Agoraphobia	1.94	1.13, 3.39

Functional impairment related to psychiatric status.



# **Clinical Considerations**

# Overlapping Associated Symptoms



Adapted from: Stein & McAllister (2009). *Am J Psychiatry*: 166, 768-776

**Table DS3** Results of hierarchical regression analyses examining associations of inter-session traumatic brain injury (TBI), post-dep post-deployment CES-D summary scores (Model 2) with functional and neuropsychological performance outcomes<sup>a</sup>

Outcome variable	Model 1					
	TBI (unadjusted for PTSD or depression symptom severity)		TBI adjusted for PCL-C summary scores		PCL-C summary scores adjusted for TBI	
	B (95% CI)	P	B (95% CI)	P	B (95% CI)	P
<b>Functional outcomes</b>						
MOS-CF	-0.02 (-0.08 to 0.05)	0.61	0.05 (-0.01 to 0.10)	0.11	-0.51 (-0.56 to -0.45)	<0.001
VR-12 – physical symptoms	-0.12 (-0.19 to -0.06)	<0.001	-0.10 (-0.17 to -0.03)	0.003	-0.17 (-0.24 to -0.10)	<0.001
<b>Attention, working memory, executive</b>						
Trailmaking, B-A	0.03 (-0.04 to 0.07)	0.46	0.02 (-0.05 to 0.09)	0.51	0.02 (-0.05 to 0.09)	0.65
CPT commission errors (log-transformed)	-0.03 (-0.10 to 0.04)	0.40	-0.03 (-0.10 to 0.03)	0.34	0.03 (-0.04 to 0.10)	0.35
CPT omission errors (log-transformed)	0.03 (-0.04 to 0.10)	0.38	0.02 (-0.05 to 0.09)	0.58	0.08 (0.01 to 0.15)	0.02
<b>Learning and memory</b>						
Verbal paired associates, learning trials, total correct	-0.01 (-0.07 to 0.04)	0.62	-0.01 (-0.06 to 0.05)	0.87	-0.07 (-0.13 to -0.02)	0.01
Verbal paired associates, % retention	-0.002 (-0.071 to 0.067)	0.95	-0.001 (-0.072 to 0.070)	0.97	-0.01 (-0.08 to 0.06)	0.83
Visual reproductions, immediate recall	-0.05 (-0.12 to 0.01)	0.09	-0.04 (-0.10 to 0.02)	0.18	-0.09 (-0.15 to -0.03)	0.005
Visual reproductions, % retention	-0.08 (-0.15 to -0.01)	0.03	-0.07 (-0.14 to 0.00)	0.05	-0.07 (-0.14 to 0.00)	0.05
<b>Simple reaction time</b>						
ANAM simple reaction time, throughput	0.03 (-0.04 to 0.09)	0.39	0.04 (-0.02 to 0.11)	0.19	-0.11 (-0.18 to -0.04)	0.001
<b>Cognitive efficiency</b>						
ANAM code substitution, learning throughput	0.02 (-0.03 to 0.07)	0.47	0.03 (-0.02 to 0.08)	0.24	-0.09 (-0.14 to -0.04)	0.001
ANAM code substitution, delay throughput	-0.003 (-0.054 to 0.048)	0.92	0.01 (-0.04 to 0.06)	0.68	-0.11 (-0.16 to -0.06)	<0.001
ANAM match to sample, throughput	0.03 (-0.03 to 0.08)	0.38	0.03 (-0.03 to 0.09)	0.27	-0.05 (-0.11 to 0.01)	0.07
ANAM math processing, throughput	-0.03 (-0.08 to 0.03)	0.35	-0.02 (-0.08 to 0.04)	0.45	-0.04 (-0.09 to 0.02)	0.19
ANAM running memory, throughput	0.003 (-0.054 to 0.060)	0.90	0.01 (-0.07 to 0.05)	0.77	-0.04 (-0.10 to 0.02)	0.19

Vasterling et al. (2012). *British Journal of Psychiatry*

# Clinical Assessment Implications

- Potentially difficult to differentiate etiological factors based on symptoms and neuropsychological tests
- Determining course of symptoms might be informative
- Assessments might be better used to help identify symptoms that require clinical attention

# Co-morbid TBI: Can I Treat PTSD as Usual?

- Does TBI contraindicate PTSD treatment?

*Probably not except under special circumstances, but little data on this*

*(Chard et al., 2011, J Trauma Stress; Wolf et al., 2012, J Head Trauma Rehab)*

- Does TBI influence treatment response?

*Unknown, but possibly if there is cognitive impairment*

*(Wild & Gur, 2008; Br J Psychiatry)*

# Treatment: Bryant et al. (2003)

- Randomized Controlled Trial
- Cognitive Behavioral Therapy (CBT) for acute stress disorder after mild TBI
- CBT was associated with reduced PTSD 6 months later

# Treatment Recommendations

- Address cognitive deficits causing functional impairment: don't worry about etiology.
- No evidence that PTSD treatment is contraindicated in mild TBI.
- If mild TBI, treat PTSD as usual but allow for attenuated response.
- Proceed more cautiously with standard PTSD treatment if more severe TBI.



# Suicide and Traumatic Brain Injury: US Military and Department of VA

Lisa Brenner, PhD, ABPP

VISN 19 MIRECC

Departments of Psychiatry,

Neurology, and Physical Medicine and Rehabilitation

University of Colorado School of Medicine





# Disclosure

This presentation is based on work supported, in part, by the Department of Veterans Affairs, but does not necessarily represent the views of the Department of Veterans Affairs or the United States Government.

*“I think it took awhile before I realized and then when I started thinking about things and realizing that I was going to be like this for the rest of my life, it gives me a really down feeling and it makes me think like—why should I be around like this for the rest of my life?”*

- VA Patient/TBI Survivor

# Suicide and Traumatic Brain Injury Among Individuals Seeking Veterans Health Administration Services

Lisa A. Brewster, PhD, ABPP, Rosalinda V. Ignacio, MS, Frederic C. Blow, PhD

**Objective:** To examine associations between history of traumatic brain injury (TBI) diagnosis and death by suicide among individuals receiving care within the Veterans Health Administration (VHA). **Method:** Individuals who received care between fiscal years 2001 to 2006 were included in analysis. Cox proportional hazards survival models for time to suicide, with time-dependent covariates, were utilized. Covariance sandwich estimators were used to adjust for the clustered nature of the data, with patients nested within VHA facilities. Analysis included all patients with a history of TBI ( $n = 49,626$ ) plus a 5% random sample of patients without TBI ( $n = 389,053$ ). Of those with a history of TBI, 103 died by suicide. Models were adjusted for demographic and psychiatric covariates. **Results:** Veterans with a history of TBI were 1.26 (95% confidence interval [CI], 1.24–1.92) times more likely to die by suicide than those without a history of TBI. Analyses by TBI severity were also conducted, and they suggested that in comparison to those without an injury history, those with (1) concussional fractures were 1.98 times more likely (95% CI, 1.59–2.60) to die by suicide and (2) cerebral contusion/traumatic intracranial hemorrhage were 1.54 times more likely (95% CI, 1.09–1.64) to die by suicide. This increased risk was not explained by the presence of psychiatric disorders or demographic factors. **Conclusions:** Among VHA users, those with a diagnosis of TBI were at greater risk for suicide than those without this diagnosis. Further research is indicated to identify evidence-based means of assessment and treatment for those with TBI and suicidal behavior. **Keywords:** suicide, traumatic brain injury, veterans

AMONG MEMBERS of the general population, individuals with a history of traumatic brain injury (TBI) are at increased risk for suicidal behavior as compared with those without an injury history.<sup>1</sup> Silver and colleagues<sup>2</sup> found that those with a TBI reported a higher frequency of suicide attempts, 8.3% versus 1.9%

in the general population. In a seminal study, Teasdale and Engberg<sup>3</sup> reviewed hospital admission records and found that the incidence of suicide among those with concussion, cranial fracture, and cerebral contusion/intracranial hemorrhage were increased relative to the population on whole.

These findings are particularly relevant in light of the high rate of TBI being sustained by military personnel serving in Iraq and Afghanistan,<sup>4,5</sup> and concerns regarding suicidal behavior among members of the armed forces and veterans.<sup>2,4</sup> Estimates of military personnel serving in current conflicts who have either screened positive or been diagnosed with clinician-confirmed mild TBI range from 10% to 23%.<sup>1,6,7,8</sup> In addition, recent studies suggest a high rate of TBI among individuals seeking Veterans Health Administration (VHA) mental health and substance abuse treatment services.<sup>1,9</sup>

According to a recently published report by the Department of Defense Task Force on the Prevention of Suicide by Members of the Armed Forces,<sup>10</sup> between 2005 and 2009, more than 1100 individuals in the military died by suicide. These numbers reflect a sharp increase in the rate of suicide among marines and soldiers, with the rate of suicide among army personnel more than doubling.<sup>5</sup> Moreover, in comparison with members of the general population, suicide rates among

Individuals who received care between FY 01 and 06

Analyses included all patients with a history of TBI (n = 49,626) plus a 5% random sample of patients without TBI (n = 389,053)

Suicide - National Death Index (NDI) compiles death record data for all US residents from state vital statistics offices

TBI diagnoses of interest were similar to those used by Teasdale and Engberg



**Author Affiliations:** VISM 19 Mental Health Research Education and Clinical Center (MIRECC), Denver, Colorado (Dr Brewster, Blow); Medical Center, University of Colorado, Denver (Dr Brewster); Veterans Affairs Sierra Mental Health Treatment Research and Education Center (MIRECC), Los Angeles, Michigan (Dr Ignacio); and School of Psychology, Ohio State University (Dr Blow).

Reprints and requests regarding reprints from *Journal of Head Trauma Rehabilitation*, all articles, and articles are provided at the International Online Open Access (IOOA) Digital World Congress on Brain Injury. For a list of all reprints and articles in the journal, please visit [www.iooa.org](http://www.iooa.org). This volume is approximately 432 words. A full range of pricing options is available for individuals and institutions. For more information regarding TBI, please visit [www.iooa.org](http://www.iooa.org).

Dr Brewster and Blow and Ms Ignacio report no competing interests. The authors thank Drs. Joe Katz, Jon Kemp, and John M. Cavigli for their assistance in planning and editing this manuscript.

This program is supported by the VISM 19 MIRECC, VA MIRECC, and the VISM 19 Mental Health Service.

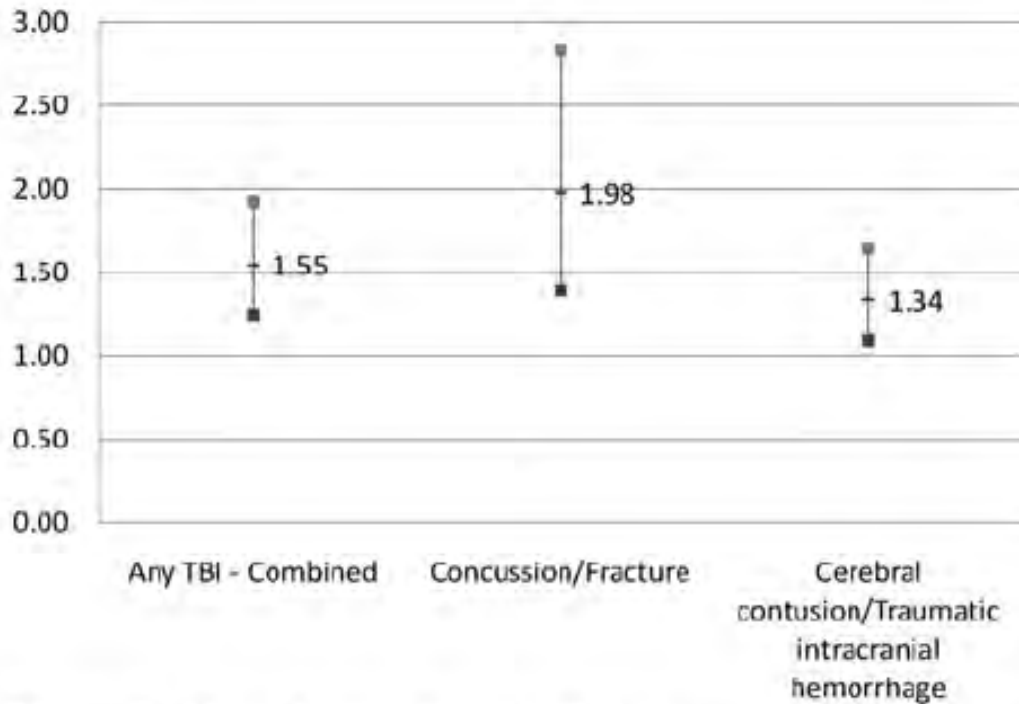
Corresponding Author: Lisa A. Brewster, PhD, ABPP, VISM 19 Mental Health Research Education and Clinical Center (MIRECC), Denver CO 80216 (888)737-0666

# Suicide by TBI Severity – VHA Users FY 01-06

- 12,159 with concussion or cranial fracture, of which 33 died by suicide
- 39,545 with cerebral contusion/traumatic intracranial hemorrhage of which 78 died by suicide
- Of those with a history of TBI, 105 died by suicide

Challenges associated with this type of research  
and need for collaboration  
(~8 million records reviewed)





**Figure 2.** Hazard ratios for suicide by traumatic brain injury severity adjusted for sex, age, and psychiatric conditions.

*ICD-9 codes:*  
 1) concussion (850), cranial fracture—fracture of vault of skull (800), fracture of base of skull (801), and other and unqualified skull fractures (803)  
 (2) cerebral laceration and contusion (851); subarachnoid, subdural, and extradural hemorrhage after injury (852); other and unspecified intracranial hemorrhage after injury (853); and intracranial injury of other and unspecified nature (854).



Cox proportional hazards survival models for time to suicide, with time-dependent covariates, were utilized. Covariance sandwich estimators were used to adjust for the clustered nature of the data, with patients nested within VHA facilities.

Diagnosis	All		Those who died by suicide		Those who did not die by suicide		P
	N	Col%	N	Col%	N	Col%	
VHA users with any TBI (combined)							
All	49 626	100	105	100	49 521	100	
Substance abuse	8368	16.86	32	30.48	8336	16.83	.0002
Bipolar I/II	2265	4.56	10	9.52	2255	4.55	.0292
MDD	4,464	9	24	22.86	4440	8.97	<.0001
Other depression, no MDD	7616	15.35	23	21.9	7593	15.33	.062
Other anxiety	4326	8.72	16	15.24	4310	8.7	.0177
PTSD	4880	9.83	23	21.9	4857	9.81	<.0001
Schizophrenia/schizoaffective disorder	2287	4.61	6	5.71	2281	4.61	.4875
VHA users with concussion/fracture							
All	12 159	100	33	100	12 126	100	
Substance abuse	2087	17.16	9	27.27	2078	17.14	.123
Bipolar I/II	588	4.84	2	6.06	586	4.83	.6731
MDD	1198	9.85	10	30.3	1188	9.8	.00092
Other depression, no MDD	1831	15.06	7	21.21	1824	15.04	.3271
Other anxiety	1148	9.44	7	21.21	1141	9.41	.0316
PTSD	1376	11.32	7	21.21	1369	11.29	.0912
Schizophrenia/schizoaffective disorder	519	4.27	1	3.03	518	4.27	.9999
VHA users with cerebral contusion/traumatic intracranial hemorrhage							
All	39 545	100	78	100	39 467	100	
Substance abuse	6728	17.01	25	32.05	6703	16.98	.0004
Bipolar I/II	1802	4.56	8	10.26	1794	4.55	.0256
MDD	3490	8.83	17	21.79	3473	8.8	<.0001
Other depression, no MDD	6142	15.53	17	21.79	6125	15.52	.1263
Other anxiety	3377	8.54	11	14.1	3366	8.53	.0785
PTSD	3757	9.5	17	21.79	3740	9.48	.0002
Schizophrenia/schizoaffective disorder	1869	4.73	5	6.41	1864	4.72	.4199



## Suicide and Traumatic Brain Injury Among Individuals Seeking Veterans Health Administration Services

Lisa A. Brenner, PhD, ABPP; Rosalinda V. Ignacio, MS; Frederic C. Blow, PhD

**Objective:** To examine associations between history of traumatic brain injury (TBI) diagnosis and death by suicide among individuals receiving care within the Veterans Health Administration (VHA). **Method:** Individuals who received care between fiscal years 2001 to 2006 were included in analyses. Cox proportional hazards survival models for time to suicide, with time-dependent covariates, were utilized. Covariance sandwich estimators were used to adjust for the clustered nature of the data, with patients nested within VHA facilities. Analyses included all patients with a history of TBI ( $n = 49,626$ ) plus a 5% random sample of patients without TBI ( $n = 389,053$ ). Of those with a history of TBI, 105 died by suicide. Models were adjusted for demographic and psychiatric covariates. **Results:** Veterans with a history of TBI were 1.55 (95% confidence interval [CI], 1.24–1.92) times more likely to die by suicide than those without a history of TBI. Analyses by TBI severity were also conducted, and they suggested that in comparison to those without an injury history, those with (1) concussion/cranial fracture were 1.98 times more likely (95% CI, 1.39–2.82) to die by suicide and (2) cerebral contusion/traumatic intracranial hemorrhage were 1.34 times more likely (95% CI, 1.09–1.64) to die by suicide. This increased risk was not explained by the presence of psychiatric disorders or demographic factors. **Conclusions:** Among VHA users, those with a diagnosis of TBI were at greater risk for suicide than those without this diagnosis. Further research is indicated to identify evidence-based means of assessment and treatment for those with TBI and suicidal behavior. **Keywords:** suicide, traumatic brain injury, veterans

AMONG MEMBERS of the general population, individuals with a history of traumatic brain injury (TBI) are at increased risk for suicidal behavior as compared with those without an injury history.<sup>1</sup> Silver and colleagues<sup>2</sup> found that those with a TBI reported a

higher frequency of suicide attempts, 8.1% versus 1.9% in the general population. In a seminal study, Teasdale and Engberg<sup>1</sup> reviewed hospital admission records and found that the incidence of suicide among those with concussion, cranial fracture, and cerebral contusion/intracranial hemorrhage were increased relative to the population as a whole.

These findings are particularly relevant in light of the high rate of TBI being sustained by military personnel serving in Iraq and Afghanistan<sup>3,4</sup> and concerns regarding suicidal behaviors among members of the armed forces and veterans.<sup>5,6</sup> Estimates of military personnel serving in current conflicts who have either screened positive or been diagnosed with clinician-confirmed mild TBI range from 11% to 23%.<sup>3,4,7,8</sup> In addition, recent studies suggest a high rate of TBI among individuals seeking Veterans Health Administration (VHA) mental health and substance abuse treatment services.<sup>7,11</sup>

According to a recently published report by the Department of Defense Task Force on the Prevention of Suicide by Members of the Armed Forces,<sup>9</sup> between 2005 and 2009, more than 1100 individuals in the military died by suicide. These numbers reflect a sharp increase in the rate of suicide among marines and soldiers, with the rate of suicide among army personnel more than doubling.<sup>9</sup> Moreover, in comparison with

“Although findings suggested that increased risk for death by suicide was present for those across the injury severity continuum, further work is required to clarify whether those with concussion/cranial fracture versus cerebral contusion/traumatic intracranial hemorrhage are unique populations.

It is likely that factors associated with increased risk vary depending on the severity of injury sustained. It may also be that preexisting factors contribute to a greater degree for a subset of the population (eg, those with concussion).”

**Author Affiliations:** VISN 19 Mental Illness Research Education and Clinical Center (MIRECC), Denver, Colorado (Dr Brenner); School of Medicine, University of Colorado, Denver (Dr Brenner); Veteran Affairs Serious Mental Illness Treatment Research and Evaluation Center (SMITREC), Ann Arbor, Michigan (Ms Ignacio and Dr Blow); University of Michigan Ann Arbor (Ms Ignacio and Dr Blow).

*Preliminary data regarding traumatic brain injury (TBI), all combined, and suicide were presented at the International Brain Injury Association's Eighth World Congress on Brain Injury. An abstract of the presentation will appear in the journal Brain Injury. This abstract is approximately 412 words. A VA memo containing similar information was distributed and discussed with clinical providers. The data regarding TBI by severity have not been previously presented.*

*Dr Brenner and Blow and Ms Ignacio report no competing interests. The authors thank Drs Ira Ketz, Jan Kemp, and John McCarthy for their assistance in obtaining and analyzing data presented in this manuscript.*

*The project was supported by the VISN 19 MIRECC, VA SMITREC, and the VA Office of Mental Health Services.*

**Corresponding Author:** Lisa A. Brenner, PhD, ABPP, VISN 19 Mental Illness Research Education and Clinical Center (MIRECC), Denver, CO 80220 (Lisa.Brenner@va.gov).

DOI: 10.1097/HTR.0b013e31821f6b6e



**Relations between Suicide and Traumatic Brain Injury, Psychiatric Diagnoses, and Relationship Problems, Active Component, U.S. Armed Forces, 2001-2009***Nancy A. Skopp, PhD; Lily Trofimovich, MS; COL Jamie Grimes, MD; Lynne Oetjen-Gerdes, PhD; Gregory A. Gahm, PhD***TABLE 3. TBI proportions by severity, gender, service, and age**

TBI severity type (cases and controls) <sup>a</sup>						
	Severe	Moderate	Mild	Unclassified	None	Total
Cases	5 (0.3%)	25 (1.4%)	97 (5.5%)	2 (0.1%)	1,635 (92.7%)	1,764
Controls	11 (0.2%)	84 (1.2%)	323 (4.6%)	14 (0.2%)	6,586 (93.8%)	7,018
TBI severity type and gender (cases)						
	Severe	Moderate	Mild	Unclassified	None	Total
Male	5 (0.3%)	24 (1.4%)	91 (5.4%)	2 (0.1%)	1,574 (92.8%)	1,696
Female	0 (0%)	1 (1.5%)	6 (8.8%)	0 (0%)	61 (89.7%)	68
TBI by severity type and service (cases)						
	Severe	Moderate	Mild	Unclassified	None	Total
Army	1 (0.1%)	13 (1.7%)	52 (6.8%)	2 (0.3%)	698 (91.1%)	766
Navy	2 (0.6%)	5 (1.4%)	16 (4.6%)	0 (0%)	325 (93.4%)	348
Marine Corps	2 (0.7%)	3 (1.0%)	15 (5.1%)	0 (0%)	276 (93.2%)	296
Air Force	0 (0%)	4 (1.1%)	14 (4.0%)	0 (0%)	336 (95.0%)	354
TBI by severity type and age (cases)						
	Severe	Moderate	Mild	Unclassified	None	Total
<25	3 (0.2%)	14 (1.1%)	72 (5.7%)	2 (0.2%)	1,184 (92.9%)	1,275
25-29	1 (0.5%)	3 (1.4%)	15 (7.2%)	0 (0%)	190 (90.9%)	209
30-39	1 (0.4%)	7 (2.9%)	9 (3.8%)	0 (0%)	221 (92.9%)	238
40+	0 (0%)	1 (2.4%)	1 (2.4%)	0 (0%)	40 (95.2%)	42

<sup>a</sup>Cases, n=1,764; Controls, n=7,018



**TABLE 4.** Conditional logistic regression predicting suicide mortality

Effect	Odds ratio (95% confidence interval)
Mild TBI	1.1 (0.88 – 1.42)
Mood disorder	1.6 (1.37 – 1.80)
Alcohol dependence	1.2 (0.92 – 1.45)
PTSD	1.1 (0.75 – 1.73)
Partner relationship problems	2.0 (1.51 – 2.63)
Family circumstance problems	2.0 (1.25 – 3.04)

---

Relations between Suicide and Traumatic Brain Injury, Psychiatric Diagnoses, and Relationship Problems, Active Component, U.S. Armed Forces, 2001-2009

*Nancy A. Skopp, PhD; Lily Trofimovich, MS; COL Jamie Grimes, MD; Lynne Oetjen-Gerdes, PhD; Gregory A. Gahm, PhD*

**TABLE 5.** Number of psychiatric comorbidities and odds of suicide mortality

Effect	Odds ratio (95% confidence interval)
1 vs. No psychiatric diagnosis	1.5 (1.3 – 1.7)
2 vs. No psychiatric diagnosis	1.9 (1.4 – 2.6)
3 vs. No psychiatric diagnosis	6.4 (2.7 – 15.0)

---

## Relations between Suicide and Traumatic Brain Injury, Psychiatric Diagnoses, and Relationship Problems, Active Component, U.S. Armed Forces, 2001-2009

*Nancy A. Skopp, PhD; Lily Trofimovich, MS; COL Jamie Grimes, MD; Lynne Oetjen-Gerdes, PhD; Gregory A. Gahm, PhD*

“The different findings regarding the relationship between mild TBI and suicide risk may reflect important differences between the underlying populations and settings of the studies. For example, within civilian populations, TBIs, in general, appear to be associated with high risk behaviors (e.g., fighting, alcohol abuse) and psychopathology. 25-27 However, within military populations, TBIs may more commonly be associated with injuries that occur during training exercises or exposures to combat. This distinction may have meaningful implications. Among civilians, an association between mild TBI and suicide might be attributable to pre-existing personality characteristics and psychopathology that increase or mediate suicide risk.”

# Suicide Attempts Prevalence

<b>Suicide attempts</b>	<b>Prevalence</b>	<b>Sample</b>	<b>Injury Severity</b>	<b>Timeframe</b>	<b>Country</b>
<b>Brooks in Eames et al. 1990</b>	<b>15%</b>	<b>45</b>	<b>Unknown</b>	<b>5 years</b>	<b>UK</b>
<b>Silver et al 2001</b>	<b>8.1%</b>	<b>361</b>	<b>Unknown</b>	<b>Lifetime</b>	<b>United States</b>
<b>Shavelle et al 2001</b>	<b>3%</b>	<b>2,320</b>	<b>Unknown</b>	<b>5 years</b>	<b>United States</b>
<b>Simpson &amp; Tate 2002</b>	<b>18%</b>	<b>172</b>	<b>Severe</b>	<b>Post-injury</b>	<b>Australia</b>
	<b>25%</b>	<b>172</b>	<b>Severe</b>	<b>Lifetime</b>	<b>Australia</b>
<b>Anstey et al 2004</b>	<b>1.6%</b>	<b>428</b>	<b>Unknown</b>	<b>Previous 12 months</b>	<b>Australia</b>

- 22 Subjects
- Total Number of Admissions: 114
- Median Number of Admissions: 3
- Range of Admissions: 1-20

## **A Preliminary Investigation of Suicidality in Psychiatrically Hospitalized Veterans with Traumatic Brain Injury**

Peter M. Gutierrez, Lisa A. Brenner, and Joseph A. Huggins

*The objective of this study was to explore suicidal behaviors documented at time of discharge from acute psychiatric hospitalization. Data from 114 acute psychiatric admissions were reviewed for 22 veterans with a history of traumatic brain injury (TBI). Information extracted included presence of suicidal ideation, nature of suicide attempts, and TBI characteristics. The Lethality of Suicide Attempt Rating Scale was used to classify veterans' non-lethal self-harm behavior. Post-TBI, 6 patients (27.3%) made a total of 14 suicide attempts. Half of those attempts required wounds being sutured, stomach lavage, or other medical attention. Clinicians and researchers are strongly encouraged to focus increased attention on suicide prevention in those with a history of TBI.*

**Keywords** suicide, traumatic brain injury, veterans

Suicidal behavior has been identified as a significant problem among those with a history of traumatic brain injury (TBI). Simpson and Tate (2002) found that 23% of individuals with TBI receiving outpatient services endorsed suicidal ideation. TBI survivors also have a significantly higher rate of suicide attempts than those without such injuries (Silver, Kramer, Greenwald et al. 2001; Simpson & Tate, 2007). In a sample of individuals with mild, moderate, and severe injury, an 8.1% post-TBI lifetime rate of suicide attempts was identified, as compared with 1.9% for the general population (Silver, Kramer, Greenwald et al., 2001). Simpson and Tate (2002) reported that of those receiving outpatient services for TBI, 10.4% had pre-injury

and 17.4% had post-injury suicide attempts. Individuals with a history of TBI also die by suicide more frequently than members of the general population (Teasdale & Engberg, 2001). Rates of suicide have been found to be 3.0, 2.7, and 4.1 times higher than the population on whole, depending on the type of injury sustained (i.e., concussion, cranial fracture, or cerebral contusion or traumatic intracranial hemorrhage respectively) (Teasdale & Engberg, 2001).

A possible neuropsychiatric mechanism underlying both the acquisition of TBI and risk for engaging in suicidal behavior is executive dysfunction (Fann, Leonetti, Jaffe et al., 2002; Jollant, Bellivier, Leboyer et al., 2005). The associated brain area

**TABLE 2. Characteristics of Most Recent Traumatic Brain Injuries**

Variable	N	%
Severity		
Mild	1	4.5
Moderate	11	50
Severe	10	45.5
Mechanism of Injury		
Assault	6	27.3
MVA	4	18.2
Falls	3	13.6
Other Accidents	3	13.6
Explosion	2	9.1
MCA	2	9.1
Other <sup>1</sup>	2	9.1

<sup>1</sup>Pedestrian hit by car, suicide attempt; MVA = motor vehicle accident, MCA = motorcycle accident.

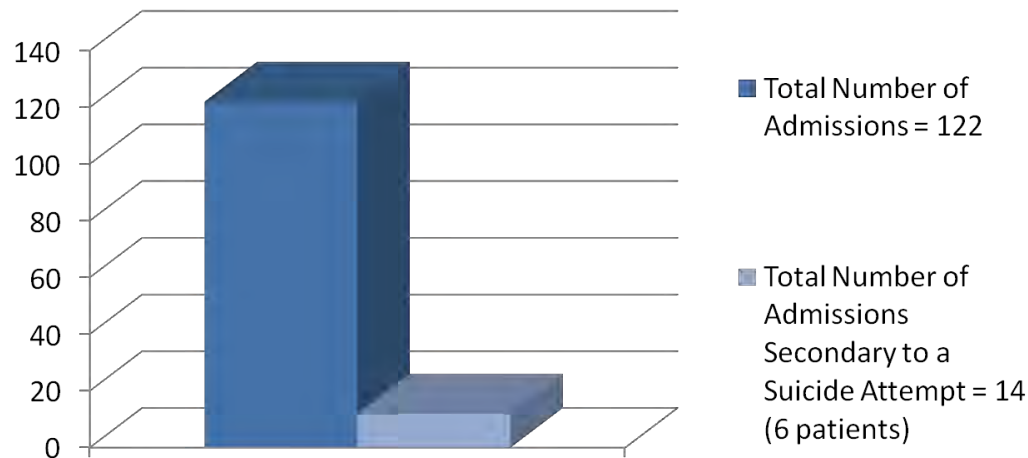
Are individuals with moderate to severe TBI seeking traditional psychiatric services?

**TABLE 3. Characteristics of Acute Psychiatric Hospitalizations**

Variable	%	Range (Mdn)
Number of hospitalizations per patient		1–20 (3)
Total Psychiatric Diagnoses Noted at Discharge <sup>1</sup>		
Substance Abuse	73	
Mood Disorder	59	
Psychosis	24	
Anxiety Disorder	21	
Organic Disorder <sup>2</sup>	26	
Length of Stay (Days)		0 <sup>3</sup> –120 (11)

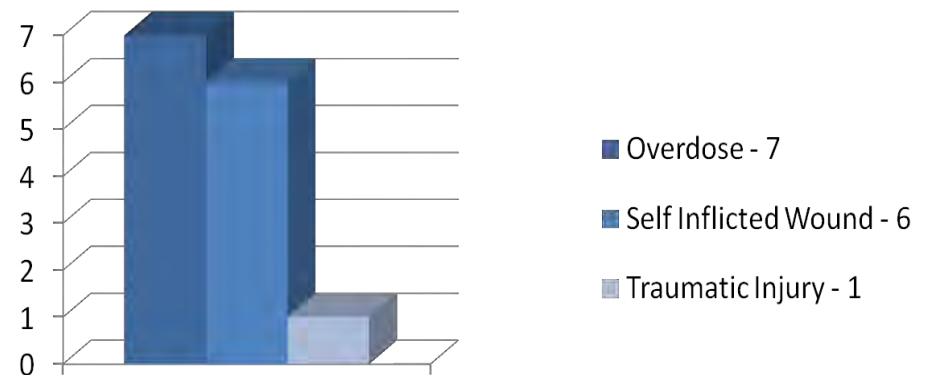
<sup>1</sup>Psychiatric diagnoses total to more than 100% due to the majority of patients receiving more than one diagnosis. <sup>2</sup>Includes dementia and mood disorders due to general medical condition. <sup>3</sup>Two patients were admitted and discharged on the same day.

# Number of Admissions Secondary to a Suicide Attempt



*“Half of the patients in the current study made suicide attempts by overdose, the majority using medications that were listed as being prescribed at time of discharge.”*

11% of total admissions  
Number of attempts 1-5  
Median - 2



# Risk Factors



# Suicide Risk Factors

Outcome	Domain	Adjusted Risk	95% CI
Suicide Attempt	<b>Post-injury psychopathology</b> High suicide ideation (BSS $\geq$ 9) versus low/ no suicide ideation	4.9	1.79 – 13.17
	People with post-injury Psychiatric H'x/ Emotional distress versus none	7.8	2.11 – 29.04
Suicide ideation	<b>Post-injury psychopathology</b> Moderate/high levels of hopelessness (BHS $\geq$ 9) versus minimal/no hopelessness	8.7	3.48 – 21.72
	People with post-injury Psychiatric H'x/ Emotional distress versus none	5.5	1.95 – 15.77
	Worthlessness versus no worthlessness	1.9	NR

- Hopelessness was found to be a strong independent predictor of suicidal ideation
- Suicidal ideation was a strong predictor of post-injury suicide attempts (Simpson & Tate, 2002)

# Hopelessness After TBI

*Psychological Medicine*, 2002, 32, 687–697. © 2002 Cambridge University Press  
DOI: 10.1017/S0033291702005561 Printed in the United Kingdom

## Suicidality after traumatic brain injury: demographic, injury and clinical correlates

GRAHAME SIMPSON<sup>1</sup> AND ROBYN TATE

*From the Brain Injury Rehabilitation Unit, Liverpool Hospital and Rehabilitation Studies Unit,  
Department of Medicine, University of Sydney and Royal Rehabilitation Centre, Sydney, NSW, Australia*

- Hopelessness common after severe TBI
- 35% rate of moderate to severe hopelessness was observed among people with TBI between 1 and 10 years post-injury (Simpson & Tate, 2002)



## Suicidality and Veterans With a History of Traumatic Brain Injury: Precipitating Events, Protective Factors, and Prevention Strategies

Lisa A. Bremer

Veterans Integrated Service Network, 19 Mental Illness  
Research, Education, and Clinical Center, University of  
Colorado, Denver, School of Medicine

Beets Y. Hornsifer and Lawrence E. Adler

Veterans Integrated Service Network, 19 Mental Illness  
Research, Education, and Clinical Center, University of  
Colorado, Denver, School of Medicine

Jessica H. Woffman

Veterans Integrated Service Network, 19 Mental Illness  
Research, Education, and Clinical Center, Drexel University

Jan Kemp

Veterans Affairs Office of Mental Health Services, Veterans  
Integrated Service Network 2 Center of Excellence

**Objective:** To increase understanding regarding precipitating and protective factors of suicidal behavior and to highlight past experiences and recommendations regarding services critical to suicide prevention among Veterans with history of traumatic brain injury (TBI). **Study Design:** Qualitative. **Participants:** Sample of 13 Veterans with a history of TBI and history of clinically significant suicidal ideation or behavior. **Methods:** In-person interviews were conducted and data were analyzed using a hermeneutic approach. **Results:** Shared precipitants noted included loss-of-self post-TBI, cognitive sequelae, and psychiatric and emotional disturbances. Common protective factors noted included social supports, a sense of purpose regarding the future, religion and spirituality, and mental health care. Means of improving care were also identified (e.g., increasing the availability of services and mental health professionals' knowledge regarding TBI, providing more structured treatment). **Conclusions:** Findings highlight potential areas of importance in the assessment and treatment of suicidal Veterans with a history of TBI. Recommendations regarding means of improving care are also presented.

**Keywords:** suicide, traumatic brain injury, Veterans, qualitative

Populations identified as being at increased risk for suicidal behavior include Veterans (Kaplan, Hugst, McFarland, & Newsum, 2007) and individuals with a history of traumatic brain injury (TBI) (Stumpen & Tans, 2007). Kaplan et al. (2007) found U.S. male military Veterans, age 18 and older, to be twice as likely to die by suicide as non-Veteran males. Depending on the type of injury sustained, suicide rates among individuals with a history of TBI are estimated to be between 2.7 and 40 times higher as compared to the general population (Yonkalis & Engberg, 2001). Findings by Silver, Kramer, Greenwald, and Williams (2001)

suggest an 8.1% lifetime rate of suicide attempts post-TBI (mild, moderate, and severe) compared with 1.9% for the general population. Finally, clinically significant suicidal ideation has been identified in 21% to 22% of individuals with a history of TBI (Stumpen & Tans, 2007). Nevertheless, limited research has been conducted regarding Veterans with a history of TBI and suicidal behaviors, communications, or thoughts. Increased understanding regarding precipitating and protective factors associated with suicidal behavior among this high-risk population could be used to identify best assessment and treatment practices.

A recent report suggests that suicide is on the rise among Soldiers, with the year 2006 having the highest number of confirmed cases since 1990 (Lange, 2008). Members of the U.S. Army were asked about current suicidal thoughts, and approximately 1% of the total sample of those who served in Iraq (2,411 of 222,020) endorsed some suicidal ideation (Hoge, Auchincloss, & Milliken, 2006). Moreover, 40% of the 222,020 indicated that they thought about suicide "a lot" (Hoge, Auchincloss, & Milliken, 2006). As individuals transition from active duty to Veteran status, systems of health care also change. During the year 2009, 5,771,000 patients are expected to receive medical care within the Veterans Affairs (VA) system (Pope, 2008). This number includes approximately 333,000 Veterans who served in Operation Enduring Freedom (OEF) and Operation Iraqi Freedom (OIF) (Pope, 2008). The need for research regarding TBI and suicide is further supported by findings that suggest that the rate of TBI among military personnel

Lisa A. Bremer, VSN 19 Mental Illness Research, Education, and Clinical Center (MIRECC), Department of Psychiatry, Neurology, and Physical Medicine and Rehabilitation, University of Colorado, Denver, School of Medicine, Denver, Colorado; Beets Y. Hornsifer and Lawrence E. Adler, VA VSN 19 Mental Illness Research, Education, and Clinical Center (MIRECC), Department of Psychiatry, University of Colorado, Denver, School of Medicine, Denver, Colorado; Jessica H. Woffman, VA VSN 19 Mental Illness Research, Education, and Clinical Center (MIRECC), Drexel University, Philadelphia, Pennsylvania; Jan Kemp, VA Office of Mental Health Services, VSN 2 Center of Excellence, Covington, New York.

The authors would like to thank P. Karpov and A. Lonsaver for their assistance.

Correspondence concerning this article should be addressed to Lisa A. Bremer, VA Eastern Colorado Health Care System, MIRECC, 649 Central Street, Denver, CO 80202. E-mail: lisa.bremer@va.gov

Participants: Sample of 13 Veterans with a history of TBI, and a history of clinically significant suicidal ideation or behavior.

Method: In-person interviews were conducted and data were analyzed using a hermeneutic approach

# Cognitive Impairment and Suicidality

- “I knew what I wanted to say although I'd get into a thought about half-way though and it would just dissolve into my brain. I wouldn't know where it was, what it was and five minutes later I couldn't even remember that I had a thought. And that added to a lot of frustration going on....and you know because of the condition a couple of days later you can't even remember that you were frustrated.”
- “I get to the point where I fight with my memory and other things...and it's not worth it.”

# Emotional and Psychiatric Disturbances and Suicidality

- I got depressed about a lot of things and figured my wife could use a \$400,000 tax-free life insurance plan a lot better than....I went jogging one morning, and was feeling this bad, and I said "well, it's going to be easy for me to slip and fall in front of this next truck that goes by..."

# Loss of Sense of Self and Suicidality

- Veterans spoke about a shift in their self-concepts post-injury, which was frequently associated with a sense of loss
  - "...when you have a brain trauma...it's kind of like two different people that split...it's kind of like a split personality. You have the person that's still walking around but then you have the other person who's the brain trauma."

**Posttraumatic Stress Disorder, Traumatic Brain Injury, and Suicide Attempt History among Veterans Receiving Mental Health Services**

LISA A. BRENNER, Ph.D., ABPP, LISA M. BUTTIGLIONE, M.B.A., BRITA Y. JIDAKHANE, Ph.D., EDGAR VILARREAL, MS, JILL E. F. HARWOOD, Ph.D., PAMELA J. STANLEY, RN, MS, NP, and JENNIFER A. HODGINS, MSW, MCIS

History of posttraumatic stress disorder (PTSD) or traumatic brain injury (TBI) has been found to increase risk of suicidal behavior. The association between suicide attempt history among veterans with PTSD and/or TBI was explored. Cases (N = 81) and 2:1 matched controls (N = 160) were randomly selected from a Veterans Affairs Medical Center clinical database. PTSD history was associated with an increased risk for a suicide attempt (OR = 2.8; 95% CI: 1.5, 5.1). This increased risk was present for those with and without a history of TBI. Results suggest incorporating PTSD history when assessing suicide risk among veterans with and without TBI.

Suicide rates among patients receiving care in the Veterans Health Administration have been found to be significantly higher than in the general U.S. population (McCarthy et al., 2009). So far, data on the effect of psychiatric conditions, including posttraumatic stress disorder (PTSD), on history of suicide attempts and deaths among veterans has been sparse. In looking at death by suicide, Ballman and Kang (1994) found that Vietnam

Lisa A. Brenner, Lisa M. Buttiglione, Brita Y. Jidakhane, Pamela J. Stanley, Edgar A. Vilarreal, VA VISN 19 Mental Health Research, Education, and Clinical Center (MIRECC), Denver, CO, USA; Lisa A. Brenner, Brita Y. Jidakhane, Jill E. F. Harwood, School of Medicine, University of Colorado Denver, USA; Pamela J. Stanley, Department of Counseling Psychology, Texas A&M University, College Station, TX, USA.

Support for this project was provided by the VISN 19 Mental Health Research, Education, and Clinical Center.

Address correspondence to Lisa A. Brenner, VA VISN 19 Mental Health Research, Education, and Clinical Center (MIRECC), 1005 Clarkson St., SE-1115, Denver CO 80202, USA. E-mail: lisabrenner@va.gov

veterans with PTSD were at increased risk when compared with those without PTSD. Among members of the general population, Davidson, Hughes, Blazer, and George (1991) found that individuals with PTSD were approximately 15 times more likely to attempt suicide than those without PTSD, even after adjusting for demographic factors and depressive symptoms. Finally, Ozeration, Enduring, Fremont/Oregon Iraq Freedom veterans who screened positive for PTSD were over four times more likely to endorse suicidal ideation than those without PTSD (Jalavajek et al., 2009).

In addition to PTSD, history of traumatic brain injury (TBI) has been discussed as a frequently occurring condition among those serving in Iraq and Afghanistan (Brenner et al., 2010; Hoge et al., 2008). Although recent efforts have focused on identifying mental and physical health outcomes in those with PTSD and/or TBI (Brenner et al., 2010; Hoge, Terhagoian, Casiro, Messer, & Engel, 2007; Hoge et al., 2008; Terrio et al., 2009), scales regarding suicide in veterans with both conditions has been limited. This is

Cases (N = 81) and 2:1 matched controls (N = 160) were randomly selected from a VAMC clinical database

PTSD history was associated with an increased risk for a suicide attempt (OR = 2.8; 95% CI: 1.5, 5.1)

This increased risk was present for those with and without a history of TBI

*“The odds of a suicide attempt for those with both PTSD and TBI was 3.3 times the odds of an attempt for those with TBI alone.”*





# Suicide Prevention After Traumatic Brain Injury: A Randomized Controlled Trial of a Program for the Psychological Treatment of Hopelessness

*Grahame K. Simpson, PhD; Robyn L. Tate, PhD; Diane L. Whiting MPsychol (Clinical); Rachel E. Cotter, BA (Hons) (Psychol)*

**Primary outcome measure:**



Hopelessness

**Secondary outcome measures:**



Suicidal ideation and depression



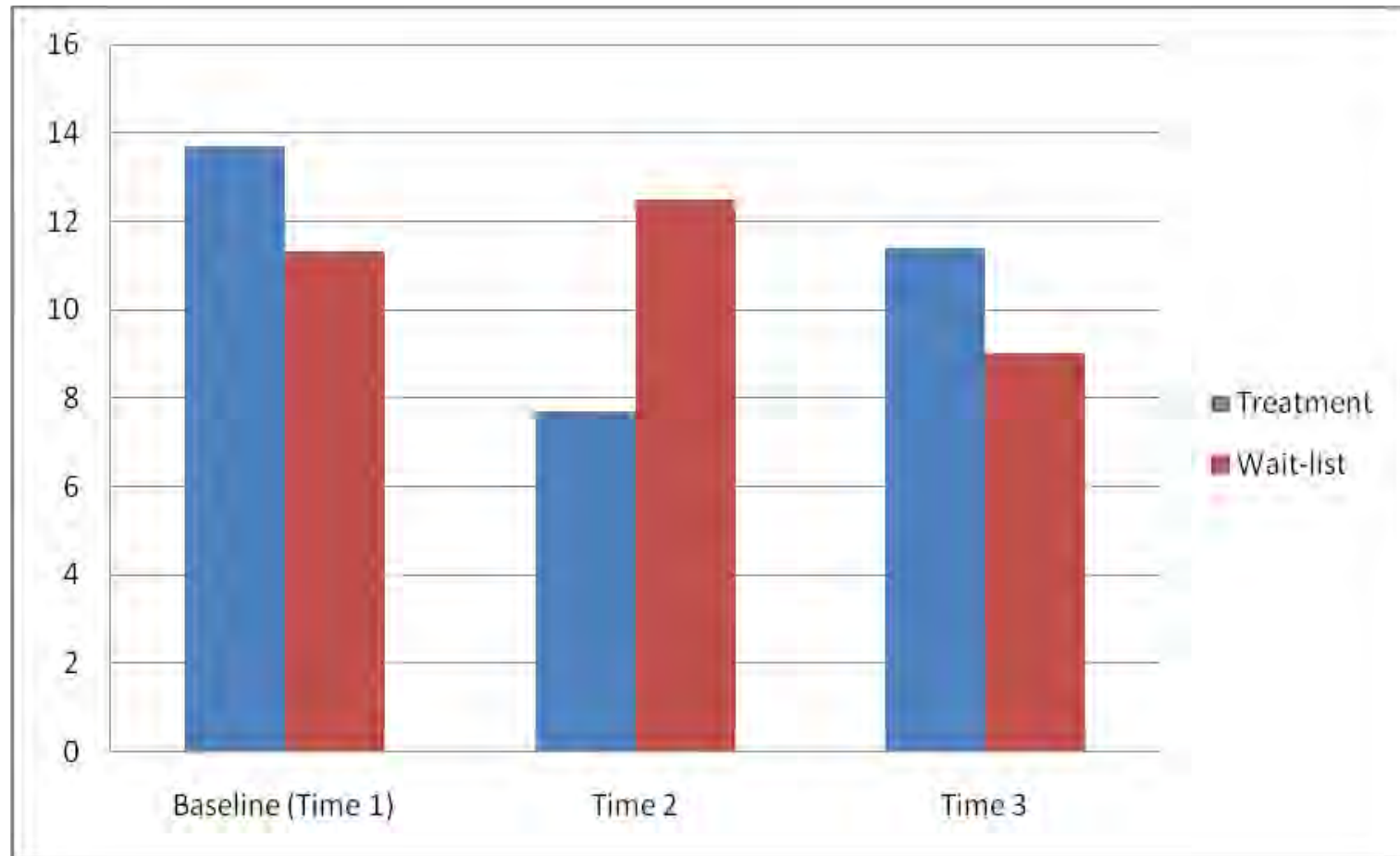
Hope, self-esteem, problem solving

Participants who completed the WtoH program would report a significant reduction in their levels of hopelessness compared to waitlist controls

Treatment group would demonstrate significant reductions in suicidal ideation and depression, and increased social problem-solving, self-esteem and hopefulness in comparison to the waitlist controls



# Hopelessness



$F_{(1,15)}=13.20, p=0.002$

# VA Window to Hope Team

Lisa A. Brenner, PhD, ABPP, Grahame K. Simpson, PhD,,  
Bridget Matarazzo, PsyD, Gina Signoracci, PhD,  
Tracy Clemans, PsyD, and Adam Hoffberg, MHS.



Liverpool Brain Injury Rehabilitation Unit- Liverpool Health Service, VA VISN 19 Mental Illness Research, Education and Clinical Center (MIRECC), Department of Psychiatry, University of Colorado Denver, School of Medicine, Department of Physical Medicine and Rehabilitation, Department of Neurology, University of Colorado Denver, School of Medicine.

Funding provided by the Military Suicide Research Consortium through the Department of Defense



# Window of Hope

## Positive Lifestyle – EASE

### **Behavioral Activation**

Eating  
Activity  
Sleep  
Exercise

## Take Another Look

### **Cognitive Restructuring**

Stop  
Drop  
Roll

## How to be a STAR

### **Problem Solving**

Spot the problem  
Think of options  
Act on best option  
Review how it went

## Building Hope

### **Post Traumatic Growth**

Self-esteem/ value  
Finding connection  
Sense of purpose  
Expect good things

*“...talk to a professional. That's why you guys are here professionally trained to deal with people with my problem or problems like I have, you know...Left to myself, I'd probably kill myself. But that didn't feel right so I turned to professionals, you guys. ”*

- VA Patient/TBI Survivor



QUESTIONS?

