



**Final Approval**

**Hanford Federal Facility Agreement and Consent  
Order Change Forms Implementing Changes to  
Central Plateau Cleanup**

October 2010

## CONTENTS

October 2010

# Hanford Federal Facility Agreement and Consent Order Change Forms Implementing Changes to Central Plateau Cleanup

|     |            |   |
|-----|------------|---|
| 1.  | M-15-09-02 | Modify Tri-Party Agreement M-015 series milestones for Central Plateau waste sites and groundwater  |
| 2.  | M-37-10-01 | Add Tri-Party Agreement Treatment, Storage, Disposal (TSD) Unit Closure interim milestones  |
| 3.  | C-09-07    | Revise Tri-Party Agreement Appendix C to align operable unit assignments with proposed Central Plateau decisions  |
| 4.  | M-16-09-03 | Modify M-016-00 major milestone scope and establish additional M-016 series milestones to implement U Plant (221 U Facility) remediation  |
| 5.  | M-85-10-01 | Modify Tri-Party Agreement to add M-085 series milestones for Central Plateau facilities and associated waste sites   |
| 6.  | P-00-09-02 | Update Tri-Party Agreement Action Plan, Sections 7.0 and 8.0 to incorporate changes to the Central Plateau cleanup approach coordinating waste site and facility disposition  |
| 7.  | J-09-01    | Establish Tri-Party Agreement Appendix J listing of Central Plateau facilities  |
| 8.  | A-10-01    | Revise Appendix A definition of "Facility"  |
| 9.  | L-09-01    | Implementation of the Corrective Action Decision / Record of Decision (CAD/ROD) document process in the Hanford Federal Facility Agreement and Consent Order  |
| 10. | P-00-09-01 | Implementation of the Corrective Action Decision / Record of Decision (CAD/ROD) document process in the Hanford Federal Facility Agreement and Consent Order Action Plan  |
| 11. | P-07-09-02 | Modification of Hanford Federal Facility Agreement and Consent Order (Tri-Party Agreement) Action Plan Section 7.3.8 to assign responsibility for initial preparation of Records of Decision to the U.S. Department of Energy |

|                                    |  |                                   |
|------------------------------------|--|-----------------------------------|
| <b>Change Number</b><br>M-15-09-02 | <b>Federal Facility Agreement and Consent Order<br/>Change Control Form</b><br>Do not use blue ink. Type or print using black ink. | <b>Date</b><br>September 14, 2010 |
|------------------------------------|--|-----------------------------------|

|   |                                |
|---|--------------------------------|
| <b>Originator</b><br>Matthew S. McCormick | <b>Phone</b><br>(509) 373-9971 |
|---|--------------------------------|

|  |
|--|
| <b>Class of Change</b><br><input checked="" type="checkbox"/> I - Signatories <input type="checkbox"/> II - Executive Manager <input type="checkbox"/> III - Project Manager |
|--|

|   |
|---|
| <b>Change Title</b><br>Modify Tri-Party Agreement M-15 series milestones for Central Plateau waste sites and groundwater. |
|---|

**Description/Justification of Change**

In accordance with the February 2009 Agreement In Principle signed by the Tri-Parties, DOE developed a Central Plateau cleanup completion strategy for overall clean-up of the Central Plateau including non-tank farm waste site operable units, excess facilities and groundwater remediation. Following open discussion with Tribal Nations, the State of Oregon, the Hanford Advisory Board and other stakeholders, the Parties have proposed changes to the Tri-Party Agreement to implement the requirements of the Comprehensive Environmental Response, Compensation, and Liability Act (CERCLA) and Resource Conservation and Recovery Act (RCRA).

The changes to the Tri-Party Agreement establish milestones and revise existing milestones for site investigation of the Central Plateau based on geographic based operable units.





*Continued on page 2*

**Impact of Change**

Approval of this change package impacts the existing milestones for completing the remedial investigation/feasibility study (RI/FS) (RCRA Facility Investigation/Corrective Measures Study [RFI/CMS]) process and for developing and submitting proposed plans on the Central Plateau. Documents that were required by milestones deleted in this change package will not be completed, including proposed plans for the 200-MW-1 and 200-UW-1 Operable Units, as well as a revised feasibility study and proposed plan for the BC Cribs and Trenches (200-BC-1). The remainder of the RI/FS (RFI/CMS) process for these OUs and other Central Plateau OUs will be addressed in the new geographic-based OUs described in accompanying change package C-09-07. Existing RI/FS work plans for the 200-IS-1 and 200-SW-2 OUs will be revised in accordance with the new milestones.

**Affected Documents**

The Hanford Federal Facility Agreement and Consent Order, as amended, and Hanford Site internal planning, management and budget documents (e.g., baseline control documents, related work authorization and directives). Specific affected work planning documents are described under *Impact of Change*. To maintain coordination between RCRA closure actions and CERCLA remedial actions, several milestones in this change package and in the M-37-10-01 change package coincide. In the event that changes are necessary to an affected milestone, both sets of milestones should be reviewed.

|  |  |             |
|--|--|-------------|
| <b>Approvals</b>   |  |             |
|  | 10/13/10 X Approved      ___ Disapproved | Page 1 of 5 |
| DOE-RL   | Date                                     |             |
|  | 10/13/10 X Approved      ___ Disapproved |             |
| DOE - ORP  | Date                                     |             |
|  | 10/20/10 X Approved      ___ Disapproved |             |
| EPA  | Date                                     |             |
|  | 10/28/10 ✓ Approved      ___ Disapproved |             |
| Ecology  | Date                                     |             |

## **Description/Justification of Change**

*Continued from page 1*

As work planning proceeds, additional milestones will be incorporated in accordance with Section 11.6 of the Tri-Party Agreement. Approval of this change package will result in the following changes to Appendix D of the Action Plan:

- Major milestone, M-015-00 is revised to exclude past practice waste sites associated with B Plant, PUREX, and REDOX canyons from the scope of the milestone. These sites are now covered in the newly created M-085 milestone series.
- The language deleted from the major milestone M-015-00 is deleted because the accompanying change package P-00-09-01 now provides for addressing past practice units designated as R-CPP units using both CERCLA and RCRA corrective action authority.
- Major milestone M-015-00C is now redundant with M-015-00 and is deleted. The completion date of major milestone M-015-00 coincides with the latest interim milestone in the M-015 series.
- Milestones for completion of the remedial investigation/feasibility study process for the geographically-based operable units are added to replace the previous process-based operable unit milestones.
- Milestone M-015-110A related to the RCRA Facility Investigation/Corrective Measures Study (RFI/CMS) & Remedial Investigation/Feasibility Study (RI/FS) work plan for deep vadose zone specifically emphasizes the need for additional technology screening; technology screening is a necessary initial step in developing feasible alternatives that can be evaluated as part of the remedy selection process.
- Groundwater operable unit milestones are revised to incorporate changes agreed to by the parties.

The milestone changes described below have been developed in conjunction with Tri-Party Agreement change packages M-16-09-03 (waste site remediation), M-37-10-01 (Treatment Storage and Disposal unit closure), M-85-10-01 (canyons, associated waste sites, and other excess facilities), C-09-07 (operable unit assignments), J-09-01 (Central Plateau facilities), P-07-09-02 (Record of Decision [ROD] preparation), and L-09-01/P-00-09-01 (CAD/ROD implementation).



Changes to milestones are displayed by Double Underline to indicate addition of text and by ~~Strikeout~~ to indicate deletion of text.

| Number  | Milestone  | Due Date                                    |
|---|--|---|
| M-015-00                                      | <p>Complete the RI/FS (or RFI/CMS <u>and RI/FS</u>) process for all <u>non-tank farm operable units except for canyon/associated past practice waste site OUs covered in M-85-00</u>. <del>In instances where RCRA authority requires investigation of past practice units, Ecology agrees, pursuant to Ecology's Dangerous Waste Regulations, that DOE may satisfy the requirements for an RFI/CMS report by submitting an RI/FS report.</del></p> <p>A day for a day slip in submitting the feasibility study report and proposed plan milestone will be given for each day the RI/FS work plan is not approved following six months after submittal.</p>  | <p><del>TBD</del><br/><u>12/31/2016</u></p> |
| <p>M-015-00C</p> <p>LEAD AGENCY:<br/>DUAL</p> | <p><del>Complete all 200 Area Non Tank Farm operable unit site investigations under approved work plan schedules through submittal of feasibility study reports and a recommended remedy(ies). In instances where RCRA authority requires investigation of past practice units, Ecology agrees, pursuant to Ecology's Dangerous Waste Regulations, that DOE may satisfy the requirements for an RFI/CMS report by submitting an RI/FS report. The recommended remedy(ies) will be sufficiently comprehensive to satisfy the technical requirements of RCRA, Hazardous Waste Management Act (HWMA), and CERCLA statutory authorities and respective regulations with respect to all hazardous substances, pursuant to the HFFACO Article IV Paragraph 17 and Action Plan Section 5.4.</del></p> | <p><del>TBD</del></p>                       |
| <u>M-015-90</u>                               | <p><u>Submit revised RCRA Facility Investigation/Corrective Measures Study (RFI/CMS) &amp; Remedial Investigation/Feasibility Study (RI/FS) work plan for 200-IS-1OU to Ecology.</u></p>   | <u>06/30/2011</u>                           |
| <u>M-015-91A</u>                              | <p><u>Submit a Remedial Investigation/Feasibility Study work plan for the 200-WA-1 operable unit (200 West Inner Area) to EPA.</u></p>   | <u>12/31/2011</u>                           |
| <u>M-015-91B</u>                              | <p><u>Submit Feasibility Study Report(s) and Proposed Plan(s) for the 200-BC-1/200-WA-1 operable units (200 West Inner Area) to EPA.</u></p>   | <u>06/30/2013</u>                           |

| Number            | Milestone   | Due Date          |
|-------------------|---|-------------------|
| <u>M-015-92A</u>  | <u>Submit a RCRA Facility Investigation/Corrective Measures Study &amp; Remedial Investigation/Feasibility Study work plan for the 200-EA-1 operable unit (200 East Inner Area) to Ecology.</u>   | <u>12/31/2012</u> |
| <u>M-015-92B</u>  | <u>Submit Corrective Measures Study &amp; Feasibility Study Report(s) and Proposed Corrective Action Decision(s)/Proposed Plan(s) for the 200-EA-1 and 200-IS-1 OUs (Central Plateau 200 East Inner Area) to Ecology.</u>   | <u>06/30/2014</u> |
| <u>M-015-93A</u>  | <u>Submit revised RCRA Facility Investigation/Corrective Measures Study (RFI/CMS) &amp; Remedial Investigation/Feasibility Study (RI/FS) work plan for the 200-SW-2 OU to Ecology.</u>  | <u>12/31/2011</u> |
| <u>M-015-93B</u>  | <u>Submit RCRA Facility Investigation/Corrective Measures Study &amp; Remedial Investigation/Feasibility Study Report and Proposed Corrective Action Decision/Proposed Plan for the 200-SW-2 OU to Ecology.</u>   | <u>12/31/2016</u> |
|                   |   |                   |
| <u>M-015-110A</u> | <u>Submit RCRA Facility Investigation/Corrective Measures Study (RFI/CMS) &amp; Remedial Investigation/Feasibility Study (RI/FS) work plan for the 200-DV-1 OU to Ecology. The work plan shall include technology screening that identifies technologies applicable for characterization, treatment, and monitoring of deep vadose zone contaminants.</u> | <u>09/30/2012</u> |
| <u>M-015-110B</u> | <u>Submit Corrective Measures Study &amp; Feasibility Study Report and Proposed Plan/Proposed Corrective Action Decision for the 200-DV-1 OU to Ecology.</u>  | <u>09/30/2015</u> |
| <u>M-015-110C</u> | <u>Submit uranium treatment technology field test plan as an element of the RCRA facility investigation and remedial investigation for the 200-DV-1 OU to Ecology.</u>  | <u>12/31/2010</u> |
| <u>M-015-110D</u> | <u>Submit technetium-99 pilot scale treatability study test report(s) as an element of remedial investigation for the 200-BC-1/200-WA-1 OUs to EPA.</u>   | <u>6/30/2012</u>  |

| Number    | Milestone  | Due Date                        |
|-----------|--|---------------------------------|
| M-015-38B | Submit a revised Feasibility Study Report and revised Proposed Plan(s) for the 200-CW-1, 200-CW-3, and 200-OA-1 Operable Units for Waste Sites in the Outer Area of the Central Plateau to EPA Ecology. This proposed plan may be used as a basis for a Record Of Decision for the Outer Central Plateau Area. | <u>04/30/2012</u><br>11/30/2010 |
| M-015-17A | Submit a 200-UP-1 OU Combined Remedial Investigation and Feasibility Study Report as well as a and Proposed Plan to EPA Ecology.   | 09/30/2010                      |
| M-015-21A | Submit a 200-BP-5 and 200-PO-1 OU Feasibility Study Report and Proposed Plan(s) to EPA Ecology.  | 12/31/2012                      |
|           |  |                                 |
| M-015-44C | Submit 200-MW-1 OU Proposed Plan to EPA.   | 06/30/2011                      |
| M-015-51  | SUBMIT A REVISED FEASIBILITY STUDY REPORT AND PROPOSED PLAN FOR THE 200 BC CRIBS AND TRENCHES FOR THE NEW OU 200 BC 1 TO EPA, THAT WILL INCLUDE THE RESULTS OF THE TREATABILITY TESTS FOR 200 BC CRIBS AND TRENCHES.   | 06/30/2011                      |
| M-015-73  | SUBMIT FEASIBILITY STUDY REPORT AND PROPOSED PLAN FOR THE 200 PO 1 OPERABLE UNIT.  | 12/31/2011                      |
| M-015-83  | SUBMIT A PROPOSED PLAN FOR 200-UW-1  | 6/30/2011                       |

|                                    |   |                                   |
|------------------------------------|---|-----------------------------------|
| <b>Change Number</b><br>M-37-10-01 | <b>Federal Facility Agreement and Consent Order<br/> Change Control Form</b><br>Do not use blue ink. Type or print using black ink. | <b>Date</b><br>September 10, 2010 |
|------------------------------------|---|-----------------------------------|

|  |                                 |
|--|---------------------------------|
| <b>Originator:</b><br>Matthew S. McCormick | <b>Phone:</b><br>(509) 373-9971 |
|--|---------------------------------|

|  |  |  |
|--|--|--|
| <b>Class of Change</b><br><input type="checkbox"/> I – Signatories <input checked="" type="checkbox"/> II – Executive Manager <input type="checkbox"/> III – Project Manager |  |  |
|--|--|--|



**Change Title**  
Add Tri-Party Agreement Treatment, Storage, Disposal (TSD) Unit Closure Interim Milestones

**Description/Justification of Change**  
Approval of this change package adds new *Hanford Federal Facility Agreement and Consent Order* (Tri-Party Agreement) interim milestones. The milestones provide for development of revised closure plans and completion of closure requirements for a group of Central Plateau Resource Conservation and Recovery Act (RCRA) Treatment, Storage, and Disposal (TSD) units. The interim milestones are being provided to support a coordinated cleanup of the Central Plateau.

*Continued on page 2*

**Impact of Change**  
This change package creates the M-037 milestone series through approval of new interim milestones. This change was developed in conjunction with Change Packages M-015-09-02 (site investigation milestones) and M-016-09-03 (response action milestones).

**Affected Documents**  
The *Hanford Federal Facility Agreement and Consent Order*, as amended and Hanford Site internal planning, management and budget documents (e.g., baseline control documents, related work authorization and directives). Specific documents affected include the TSD closure plans previously submitted for the Hexone Storage and Treatment Facility, 207-A South Retention Basin, 216-A-29 Ditch, 216-A-36B Crib, 216-A-37-1 Crib, 216-B-63 Trench, and 216-B-3 Main Pond.

|   |                           |   |  |             |
|---|---------------------------|---|--|-------------|
| <b>Approvals</b>  |                           |   |  | Page 1 of 3 |
| <br>_____<br>DOE     | 10/13/10<br>_____<br>Date | <input checked="" type="checkbox"/> Approved                      ___ Disapproved |  |             |
| N/A<br>_____<br>EPA   | _____<br>Date             | ___ Approved                      ___ Disapproved                                 |  |             |
| <br>_____<br>Ecology | 10/26/10<br>_____<br>Date | <input checked="" type="checkbox"/> Approved                      ___ Disapproved |  |             |

## Description/Justification of Change

*Continued from page 1*

Ecology will include closure performance standards in the unit-specific conditions in the Hanford Facility RCRA permit. Milestones for closure dates have been specified to allow incorporation of the milestones into the compliance schedule for the unit-specific conditions.




In accordance with Tri-Party Agreement Action Plan Section 5.5, to maintain coordination between RCRA TSD unit closure actions and CERCLA remedial actions, the milestones for submittal of the closure plans coincide with milestones for submittal of the corresponding site investigation documentation proposed in accompanying change package M-15-09-02. Both sets of milestones should be reviewed in the event that changes are necessary.

A Closure Plan for the 241-CX tank system (241-CX-70/71/72) has been previously submitted to Ecology. Ecology and DOE completed review and comment resolution, and the closure plan is subject to approval in accordance with the process for permit changes described in WAC 173-303-830, and the process for decision-making described in WAC 173-303-840.

Modifications to existing Tri-Party Agreement milestones are denoted with ~~strikeout~~; new milestones/text are denoted with double underlining. Text in *italics* is included to facilitate the review process and will not be included in the Tri-Party Agreement.

| Milestone/Target | Description   | Date              |
|------------------|---|-------------------|
| <u>M-037-01</u>  | <u>Submit Revised Closure Plan to support TSD closure of the Hexone Storage and Treatment Facility (276-S-141/142) TSD unit.</u><br><br><u>Note: Issuance of the draft closure plan as part of public comment on Revision 9 of the Hanford Facility RCRA Permit satisfies this milestone.</u> | <u>12/31/2010</u> |
| <u>M-037-02</u>  | <u>Submit Revised Closure Plans to support TSD closure for five (5) TSD Units: 207-A South Retention Basin, 216-A-29 Ditch, 216-A-36B Crib, 216-A-37-1 Crib, and 216-B-63 Trench.</u>   | <u>06/30/2014</u> |
| <u>M-037-03</u>  | <u>Submit Revised Closure Plans to support TSD closure for two (2) TSD Units: 216-B-3 Main Pond system, and 216-S-10 Pond and Ditch.</u>  | <u>04/30/2012</u> |

| <i>Interim milestones for completion of TSD closure requirements</i> |  |                  |
|--|--|------------------|
| <u>M-037-10</u>  | <u>Complete Unit-Specific Closure Requirements According To The Closure Plan(s) For seven (7) TSD Units: 207-A South Retention Basin, 216-A-29 Ditch, 216-A-36B Crib, 216-A-37-1 Crib, 216-B-63 Trench, Hexone Storage and Treatment Facility (276-S-141/142), and 241-CX Tank System (241-CX-70/71/72).</u> | <u>9/30/2020</u> |
| <u>M-037-11</u>  | <u>Complete unit-specific closure requirements for two (2) TSD Units: 216-B-3 Main Pond system and 216-S-10 Pond and Ditch.</u>  | <u>9/30/2016</u> |

|  |  |                                      |
|--|--|--------------------------------------|
| <b>Change Number</b><br><br>C-09-07  | <b>Federal Facility Agreement and Consent Order<br/>Change Control Form</b><br><br>Do not use blue ink. Type or print using black ink. | <b>Date</b><br><br>September 8, 2010 |
| <b>Originator</b><br>Matthew S. McCormick  |  | <b>Phone</b><br>(509) 373-9971       |
| <b>Class of Change</b><br><input type="checkbox"/> I - Signatories <input checked="" type="checkbox"/> II - Executive Manager <input type="checkbox"/> III - Project Manager   |  |                                      |
| <b>Change Title</b><br>Revise Tri-Party Agreement Appendix C to align operable unit assignments with proposed Central Plateau decisions.   |  |                                      |
| <b>Description/Justification of Change</b><br><p>This change package aligns the operable unit (OU) assignments for Central Plateau waste sites consistent with decisions agreed to as part of the negotiations that resulted in restructuring requirements for completing the Remedial Investigation/Feasibility Study (RI/FS) [or RI/FS and Resource Conservation and Recovery Act (RCRA) Facility Investigation/Corrective Measures Study (RFI/CMS)] process for the cleanup decisions for the Central Plateau waste sites as documented in Change Packages M-15-09-02 and M-85-10-01.</p> <p>The existing 200 Area OUs are being restructured as needed to assign waste sites in a given geographic area to an OU to facilitate cleanup on a geographic basis. Most of the previous OUs will no longer be used. Lead regulatory agencies are realigned to reflect the new OU structure.</p> <p><i>Continued on Page 2</i></p> |  |                                      |
| <b>Impact of Change</b><br>This change supports implementation of change packages M-15-09-02 and M-85-10-01 by realigning waste site OU assignments with the Comprehensive Environmental Response, Compensation, and Liability Act (CERCLA) and RCRA RI/FS and RFI/CMS documentation to be developed.  |  |                                      |
| <b>Affected Documents</b><br>The HFFACO, as amended, and Hanford Site internal planning, management, and budget documents (e.g., USDOE and USDOE contractor Baseline Change Control documents; Multi-Year Work Plan; Sitewide Systems Engineering Control Documents, and Project Management Plans).  |  |                                      |
| <b>Approvals</b><br><br>DOE _____ Date 10/13/10 <input checked="" type="checkbox"/> Approved _____ Disapproved<br><br>EPA _____ Date 10/20/10 <input checked="" type="checkbox"/> Approved _____ Disapproved<br><br>Ecology _____ Date 10/26/10 <input checked="" type="checkbox"/> Approved _____ Disapproved   |  | Page 1 of 85                         |

*Continued from Page 1*

Changes to OU assignments include:

- 200-PW-1/3/6, 200-BC-1 and 200-CW-5 – No additions or deletions to OU assignments are required.
- B Plant Canyon/associated waste sites – Waste sites, including pipelines, in close proximity to the canyon building are reassigned to the new 200-CB-1 OU.
- PUREX Canyon/associated waste sites – Waste sites, including pipelines, in close proximity to the canyon building are reassigned to the new 200-CP-1 OU.
- REDOX Canyon/associated waste sites – Waste sites, including pipelines, in close proximity to the canyon building are reassigned to the new 200-CR-1 OU.
- Solid Waste Burial Grounds (200-SW-2) – Waste sites in the footprint of the burial grounds are reassigned to the 200-SW-2 OU.
- 200 West Inner Area (200-WA-1) – Other sites in the 200 West Area not included in 200-CR-1, 200-IS-1, 200-PW-1/6, 200-BC-1, 200-CW-5 or 200-SW-2 are reassigned to the new 200-WA-1 OU.
- 200 East Inner Area (200-EA-1 and 200 IS-1) – 200-IS-1 sites not included in one of the canyon OUs remain in the 200-IS-1 OU. Other waste sites not included in 200-CB-1, 200-CP-1, 200-PW-3, or 200-SW-2 are reassigned to the new 200-EA-1 OU.
- Deep Vadose Zone (200-DV-1) – Waste sites from the 200-TW-1/2 and 200-PW-5 OUs that have contaminants in the deep vadose zone are reassigned to the new 200-DV-1 OU.
- Outer Area (200-OA-1, 200-CW-1, and 200-CW-3) – One site from 200-CW-1 OU is reassigned to the 200-SW-2 OU. Other 200-CW-1 sites and the 200-CW-3 sites will remain in their existing OU. Sites from other OUs that are located in the geographically-based Outer Area are reassigned to the new 200-OA-1 OU.

Changes to current Tri-Party Agreement Appendix C OU assignments to align with the decisions are summarized in the attached table. Additional change packages will be developed in the future as new sites are identified to be added to Appendix C.

The lead regulatory agency designations for 200-BP-5 and 200-UP-1 groundwater OUs are changed to coincide with the lead regulatory agency designations of the overlying source OUs.

Specific changes to Tri-Party Agreement Appendix C are provided, displayed by Double Underline to indicate addition of text and by ~~Strikeout~~ to indicate deletion of text. Only the Operable Units listed in the table below are shown.

*Continued on Page 3*



Continued from Page 2

| Transition of Operable Unit Structure |                               |                        |                        |          |            |          |          |          |          |                        |  |  |
|---------------------------------------|-------------------------------|------------------------|------------------------|----------|------------|----------|----------|----------|----------|------------------------|--|--|
| New OU assignments                    |                               |                        |                        |          |            |          |          |          |          |                        |  |  |
| Existing OUs                          | PW-1/3/6,<br>BC-1 and<br>CW-5 | 200 West<br>Inner Area | 200 East<br>Inner Area | 200-IS-1 | Outer Area | B Plant  | PUREX    | REDOX    | 200-SW-2 | Deep<br>Vadose<br>Zone |  |  |
| 200-PW-1/3/6                          | 200-PW-1/3/6                  |                        |                        |          |            |          |          |          |          |                        |  |  |
| 200-CW-5                              | 200-CW-5                      |                        |                        |          |            |          |          |          |          |                        |  |  |
| 200-BC-1                              | 200-BC-1                      |                        |                        |          |            |          |          |          |          |                        |  |  |
| 200-CS-1                              |                               |                        | 200-EA-1               |          | 200-OA-1   |          |          |          |          |                        |  |  |
| 200-CW-1                              |                               |                        |                        |          | 200-CW-1   |          |          |          | 200-SW-2 |                        |  |  |
| 200-CW-3                              |                               |                        |                        |          | 200-CW-3   |          |          |          |          |                        |  |  |
| 200-IS-1                              |                               |                        |                        | 200-IS-1 | 200-OA-1   | 200-CB-1 | 200-CP-1 | 200-CR-1 |          |                        |  |  |
| 200-LW-1/2                            |                               | 200-WA-1               | 200-EA-1               |          |            |          |          |          |          |                        |  |  |
| 200-MG-1/2                            |                               | 200-WA-1               | 200-EA-1               |          | 200-OA-1   | 200-CB-1 | 200-CP-1 | 200-CR-1 | 200-SW-2 |                        |  |  |
| 200-MW-1                              |                               | 200-WA-1               | 200-EA-1               |          | 200-OA-1   | 200-CB-1 | 200-CP-1 |          |          |                        |  |  |
| 200-PW-2/4                            |                               | 200-WA-1               | 200-EA-1               |          |            | 200-CB-1 |          |          |          | 200-DV-1               |  |  |
| 200-PW-5                              |                               |                        |                        |          |            |          |          |          |          |                        |  |  |
| 200-SC-1                              |                               | 200-WA-1               | 200-EA-1               |          |            |          |          |          |          |                        |  |  |
| 200-SW-2                              |                               |                        |                        |          | 200-OA-1   |          |          |          | 200-SW-2 |                        |  |  |
| 200-TW-1/2                            |                               | 200-WA-1               | 200-EA-1               |          |            |          |          |          |          | 200-DV-1               |  |  |
| 200-UR-1                              |                               | 200-WA-1               | 200-EA-1               |          | 200-OA-1   | 200-CB-1 | 200-CP-1 | 200-CR-1 |          |                        |  |  |
| 200-UW-1                              |                               | 200-WA-1               |                        |          | 200-OA-1   |          |          |          |          |                        |  |  |

**OPERABLE UNIT**      **LEAD REGULATORY AGENCY**  
**Waste Unit Name**      **Waste Unit Aliases**

**Status**

**Unit Type**

|                 | <b>EPA</b>                                  | <b>CPP</b>   |
|-----------------|---|--------------|
| <b>200-BC-1</b> |   |              |
| 200-E-14        | 200-E-14, 216-BC-201 Siphon Tank, 216-B-201 | Storage Tank |
| 216-B-14        | 216-B-14, 216-BC-1 Crib                     | Crib         |
| 216-B-15        | 216-B-15, 216-BC-2 Crib                     | Crib         |
| 216-B-16        | 216-B-16, 216-BC-3 Crib                     | Crib         |
| 216-B-17        | 216-B-17, 216-BC-4 Crib                     | Crib         |
| 216-B-18        | 216-B-18, 216-BC-5 Crib                     | Crib         |
| 216-B-19        | 216-B-19, 216-BC-6 Crib                     | Crib         |
| 216-B-20        | 216-B-20, 216-BC-7 Trench, 216-B-20 Trench  | Trench       |
| 216-B-21        | 216-B-21, 216-BC-8 Trench, 216-B-21 Trench  | Trench       |
| 216-B-22        | 216-B-22, 216-BC-9 Trench, 216-B-22 Trench  | Trench       |
| 216-B-23        | 216-B-23, 216-BC-10 Trench, 216-B-23 Trench | Trench       |
| 216-B-24        | 216-B-24, 216-BC-11 Trench, 216-B-24 Trench | Trench       |
| 216-B-25        | 216-B-25, 216-BC-12 Trench, 216-B-25 Trench | Trench       |
| 216-B-26        | 216-B-26, 216-BC-13 Trench, 216-B-26 Trench | Trench       |
| 216-B-27        | 216-B-27, 216-BC-14 Trench, 216-B-27 Trench | Trench       |
| 216-B-28        | 216-B-28, 216-BC-15 Trench, 216-B-28 Trench | Trench       |
| 216-B-29        | 216-B-29, 216-BC-16 Trench                  | Trench       |

**OPERABLE UNIT**  
**Waste Unit Name**

**LEAD REGULATORY AGENCY**  
**Waste Unit Aliases**

**Unit Type**

**Status**

**200-BC-1 (continued)**

|           |  |        |  |
|-----------|--|--------|--|
| 216-B-30  | 216-B-30, 216-BC-17 Trench, 216-B-30 Trench  | Trench |  |
| 216-B-31  | 216-B-31, 216-BC-18 Trench, 216-B-31 Trench  | Trench |  |
| 216-B-32  | 216-B-32, 216-BC-19 Trench, 216-B-32 Trench  | Trench |  |
| 216-B-33  | 216-B-33, 216-BC-20 Trench, 216-B-33 Trench  | Trench |  |
| 216-B-34  | 216-B-34, 216-BC-21 Trench                   | Trench |  |
| 216-B-52  | 216-B-52, 216-B-52 Trench                    | Trench |  |
| 216-B-53A | 216-B-53A, 216-B-53A Trench, PRTR Trench     | Trench |  |
| 216-B-53B | 216-B-53B, 216-B-53 Trench, 216-B-53B Trench | Trench |  |
| 216-B-54  | 216-B-54, 216-B-54 Trench                    | Trench |  |
| 216-B-58  | 216-B-58, 216-B-58 Trench, 216-B-59 Crib     | Trench |  |

200-E-114-PL  
200-E-114-PL, Pipeline From 241-BY Tank Farm to 241-C Tank Farm and BC Cribs Trenches, 2805-E1, 2805-E2, 216-BC-2805

Direct Buried Tank Farm Pipeline

**200-CB-1**

Ecology

CPP

|       |   |                    |  |
|-------|---|--------------------|--|
| 221-B | 221-B, B Plant Facility, B Plant Canyon | Process Unit/Plant | WIDS entry to be updated to reflect scope of this unit |
|-------|---|--------------------|--|

216-B-4  
216-B-4, 216-B-4 French Drain, 216-B-4 Dry Well

Injection/Reverse Well

216-B-13  
216-B-13, 216-B-13 French Drain, 291-B Crib, 216-B-B, 216-B-13 Crib

French Drain

216-B-60  
216-B-60, 216-B-60 Crib

Crib

**OPERABLE UNIT**  
Waste Unit Name

**LEAD REGULATORY AGENCY**  
Waste Unit Aliases

**Unit Type**

**Status**

200-CB-1 (continued)

|                     |   |                          |  |
|---------------------|---|--------------------------|--|
| <u>200-E-6</u>      | <u>200-E-6, Septic Tank, Sanitary Sewer Repair and Replacement 2607-E4</u>                                  | <u>Septic Tank</u>       |  |
| <u>200-E-55</u>     | <u>200-E-55, Effluent Drain East of 291-B Sand Filter, Miscellaneous Stream #322</u>                        | <u>French Drain</u>      |  |
| <u>2607-E4</u>      | <u>2607-E4, 2607-E4 Septic Tank and Tile Field</u>  | <u>Septic Tank</u>       |  |
| <u>UPR-200-E-1</u>  | <u>UPR-200-E-1, Waste Line Failure on South Side of 221-B</u>   | <u>Unplanned Release</u> |  |
| <u>UPR-200-E-2</u>  | <u>UPR-200-E-2, UN-200-E-2, Spotty Contamination Around the B and T Plant Stacks</u>                        | <u>Unplanned Release</u> |  |
| <u>UPR-200-E-44</u> | <u>UPR-200-E-44, UN-200-E-44, Waste Line Leak South of 221-B</u>  | <u>Unplanned Release</u> |  |
| <u>UPR-200-E-52</u> | <u>UPR-200-E-52, UN-200-E-52, Contamination Spread Outside the North Side of 221-B</u>                      | <u>Unplanned Release</u> |  |
| <u>UPR-200-E-54</u> | <u>UPR-200-E-54, UN-200-E-54, Contamination Outside 225-B Doorway</u>                                       | <u>Unplanned Release</u> |  |
| <u>UPR-200-E-55</u> | <u>UPR-200-E-55, UN-200-E-55, Contamination Spread South of B Plant</u>                                     | <u>Unplanned Release</u> |  |
| <u>UPR-200-E-80</u> | <u>UPR-200-E-80, UN-216-E-8, 221-B R-3 Line Break, R-3 Radiation Zone, UN-200-E-80</u>                      | <u>Unplanned Release</u> |  |
| <u>UPR-200-E-85</u> | <u>UPR-200-E-85, Line Leak at 221-B Stairwell R-13, UN-216-E-13, UPR-200-E-41, UN-200-E-85, UN-200-E-41</u> | <u>Unplanned Release</u> |  |

**OPERABLE UNIT**  
**Waste Unit Name**

**LEAD REGULATORY AGENCY**  
**Waste Unit Aliases**

**Unit Type**

**Status**

200-CB-1 (continued)

|                      |  |                               |   |
|----------------------|--|-------------------------------|---|
| <u>UPR-200-E-87</u>  | <u>UPR-200-E-87, UN-216-E-15, 224-B South Side Plutonium Ground Contamination, UN-200-E-87, 216-E-15</u> | <u>Unplanned Release</u>      |   |
| <u>UPR-200-E-103</u> | <u>UPR-200-E-103, UN-200-E-103, BCS Line Leak South of R-17 at 221-B</u>                                 | <u>Unplanned Release</u>      |   |
| <u>200-CP-1</u>      | <u>Ecology</u>   | <u>CPP</u>                    |   |
| <u>202-A</u>         | <u>202-A, PUREX Facility, PUREX Canyon</u>   | <u>Process Unit/Plant</u>     | <u>WIDS entry to be updated to reflect the scope of this unit</u> |
| <u>216-A-11</u>      | <u>216-A-11 French Drain, Miscellaneous Stream #465</u>  | <u>French Drain</u>           |   |
| <u>216-A-12</u>      | <u>216-A-12, Miscellaneous Stream #463</u>   | <u>French Drain</u>           |   |
| <u>216-A-13</u>      | <u>216-A-13, 216-A-13 French Drain, Miscellaneous Stream #460</u>  | <u>French Drain</u>           |   |
| <u>216-A-14</u>      | <u>216-A-14, French Drain - Vacuum Cleaner Filter Pit, Miscellaneous Stream #462</u>                     | <u>French Drain</u>           |   |
| <u>216-A-32</u>      | <u>216-A-32, 216-A-32 Crib</u>   | <u>Crib</u>                   |   |
| <u>216-A-35</u>      | <u>216-A-35 French Drain, 216-A-35 Dry Well</u>  | <u>French Drain</u>           |   |
| <u>200-E-65</u>      | <u>200-E-65, 202A Building Steam Condensate, Miscellaneous Stream #466 Injection Well (R)</u>            | <u>Injection/Reverse Well</u> |   |
| <u>200-E-67</u>      | <u>200-E-67, 202A Building Steam Condensate, Miscellaneous Stream #494</u>                               | <u>Injection/Reverse Well</u> |   |
| <u>200-E-70</u>      | <u>200-E-70, Line #8801 Steam Condensate, Miscellaneous Stream #64, Injection Well (Q)</u>               | <u>Injection/Reverse Well</u> |   |

**OPERABLE UNIT**  
Waste Unit Name

**LEAD REGULATORY AGENCY**  
Waste Unit Aliases

**Unit Type**

**Status**

200-CP-1 (continued)

|                     |   |                               |  |
|---------------------|---|-------------------------------|--|
| <u>200-E-71</u>     | <u>200-E-71, Line #8801 Steam Condensate, Miscellaneous Stream #63, Injection Well (O)</u>    | <u>Injection/Reverse Well</u> |  |
| <u>200-E-73</u>     | <u>200-E-73, Line #8801 Steam Condensate, Miscellaneous Stream #61, Injection Well (M)</u>    | <u>Injection/Reverse Well</u> |  |
| <u>200-E-74</u>     | <u>200-E-74, Line #8801 Steam Condensate, Miscellaneous Stream #62, Injection Well (N)</u>    | <u>Injection/Reverse Well</u> |  |
| <u>200-E-77</u>     | <u>200-E-77, Line #8801 Steam Condensate, Miscellaneous Stream #65, Injection Well (S)</u>    | <u>Injection/Reverse Well</u> |  |
| <u>200-E-79</u>     | <u>200-E-79, Line #8801 Steam Condensate, Miscellaneous Stream #66, Injection Well (T)</u>    | <u>Injection/Reverse Well</u> |  |
| <u>200-F-84</u>     | <u>200-E-84, 202A Building Steam Condensate, Miscellaneous Stream #58, Injection Well (C)</u> | <u>Injection/Reverse Well</u> |  |
| <u>200-E-107</u>    | <u>200-E-107, Contamination Area East of PUREX, PUREX E Field</u>                             | <u>Unplanned Release</u>      |  |
| <u>2607-EE</u>      | <u>2607-EE, 2607-EE Septic System</u>   | <u>Septic Tank</u>            |  |
| <u>UPR-200-E-28</u> | <u>UPR-200-E-28, Contamination Release Inside the PUREX Exclusion Area, UN-200-E-28</u>       | <u>Unplanned Release</u>      |  |
| <u>UPR-200-E-39</u> | <u>UPR-200-E-39, Release from 216-A-36B Crib Sampler (295-A), UN-200-E-39</u>                 | <u>Unplanned Release</u>      |  |
| <u>UPR-200-E-96</u> | <u>UPR-200-E-96, Ground Contamination SE of PUREX, UN-216-E-24, UN-200-E-96</u>               | <u>Unplanned Release</u>      |  |

**OPERABLE UNIT**  
Waste Unit Name

**LEAD REGULATORY AGENCY**  
Waste Unit Aliases

Unit Type

Status

| <u>200-CR-1</u>     | <u>EPA</u>  | <u>CPP</u>                |   |
|---------------------|---|---------------------------|---|
| <u>202-S</u>        | <u>202-S, REDOX, S Plant</u>  | <u>Process Unit/Plant</u> | <u>WIDS entry to be updated to reflect the scope of this unit</u> |
| <u>2904-S-170</u>   | <u>2904-S-170, 2904-S-170 Weir Box, 2904-S-170 Control Structure</u>  | <u>Control Structure</u>  |   |
| <u>218-W-7</u>      | <u>218-W-7, 222-S Vault</u>   | <u>Burial Ground</u>      |   |
| <u>UPR-200-W-43</u> | <u>UPR-200-W-43, Contaminated Blacktop East of 233-S, UN-200-W-43</u>   | <u>Unplanned Release</u>  |   |
| <u>UPR-200-W-56</u> | <u>UPR-200-W-56, Contamination at the REDOX Column Carrier Trench, UN-200-W-56</u>  | <u>Unplanned Release</u>  |   |
| <u>UPR-200-W-57</u> | <u>UPR-200-W-57, UPR-200-E-120 (error in area number assignment), UN-200-W-57, 233-S Fire</u>   | <u>Unplanned Release</u>  |   |
| <u>UPR-200-W-61</u> | <u>UPR-200-W-61, REDOX Ground Contamination, UN-200-W-61</u>  | <u>Unplanned Release</u>  |   |
| <u>UPR-200-W-96</u> | <u>UPR-200-W-96, UN-216-W-4, 233-S Floor Overflow, 233-SA Floor Overflow</u>  | <u>Unplanned Release</u>  |   |
| <b>200-CS-1</b>     | <b>Ecology</b>  | <b>RPP</b>                |   |
| <u>216-A-29**</u>   | <u>216-A-29, Snow's Canyon, PUREX Chemical Sewer (CSL)</u>  | <u>Ditch</u>              |   |
| <u>216-B-63**</u>   | <u>216-B-63, B Plant Chemical Sewer, 216-B-63 Trench</u>  | <u>Ditch</u>              |   |
| <u>216-S-10D**</u>  | <u>216-S-10D, 216-S-10D Ditch, 202 Chemical Sump #1 and Ditch, Chemical Sewer Trench, Open Ditch to the Chemical Sewer Trench, 216-S-10 Ditch</u> | <u>Ditch</u>              |   |

**OPERABLE UNIT**  
**Waste Unit Name**

**LEAD REGULATORY AGENCY**  
**Waste Unit Aliases**

**Unit Type**

**Status**

**200-CS-1 (continued)**

|                 |  |                           |   |
|-----------------|--|---------------------------|---|
| 216-S-10P**     | 216-S-10P, 216-S-10P Pond, 202-S-Chemical-Sump #1 and Ditch, Chemical-Sewer-French | Pond                      |   |
| 216-S-11        | 216-S-11, 202-S-Chemical-Sump #2, Chemical-Sewer-Frenches, 216-S-11 Swamp          | Pond                      |   |
| <u>200-CU-1</u> | <u>EPA</u>   | <u>CPP</u>                |   |
| <u>221-U</u>    | <u>221-U, 221-U Canyon Building, U Plant, 276-U</u>                                | <u>Process Unit/Plant</u> | <u>WIDS entry to be updated to reflect the scope of this unit as defined in Record of Decision 221-U Facility (Canyon Disposition Initiative)</u> |
| <u>271-U</u>    | <u>271-U, 271-U Office Building, 271-U Building</u>                                | <u>Office</u>             | <u>WIDS entry to be updated to reflect the scope of this unit as defined in Record of Decision 221-U Facility (Canyon Disposition Initiative)</u> |
| <u>291-U</u>    | <u>291-U, 291-U Fan Control House</u>  | <u>Process Unit/Plant</u> | <u>WIDS entry to be updated to reflect the scope of this unit as defined in Record of Decision 221-U Facility (Canyon Disposition Initiative)</u> |
| <u>291-U-1</u>  | <u>291-U-1, 291-U-1 Stack, 291-U Stack</u>   | <u>Stack</u>              | <u>WIDS entry to be updated to reflect the scope of this unit as defined in Record of Decision 221-U Facility (Canyon Disposition Initiative)</u> |
| <u>292-U</u>    | <u>292-U, Stack Monitoring Station</u>   | <u>Process Unit/Plant</u> | <u>WIDS entry to be updated to reflect the scope of this unit as defined in Record of Decision 221-U Facility (Canyon Disposition Initiative)</u> |
| <u>200-CW-1</u> | <u>Ecology EPA</u>   | <u>CPP</u>                |   |
| 216-A-25        | 216-A-25, Gable Mountain Swamp, 216-A-25 Swamp, Gable Mountain Pond                | Pond                      |   |
| 216-B-3**       | 216-B-3, B Pond, B-3 Pond, B Swamp, 216-B-3 Swamp, B Plant Swamp                   | Pond                      |   |



| OPERABLE UNIT<br>Waste Unit Name | LEAD REGULATORY AGENCY<br>Waste Unit Aliases   | Unit Type                    | Status |
|----------------------------------|--|------------------------------|--------|
| <b>200-CW-1 (continued)</b>      |  |                              |        |
| 216-B-3A RAD                     | 216-B-3A RAD, 216-B-3A Expansion Lobe Residual<br>Radioactive Waste, 216-B-3 1st Overflow Pond                                 | Pond                         |        |
| 216-B-3B RAD                     | 216-B-3B RAD, 216-B-3B Expansion Lobe Residual<br>Radioactive Waste  | Pond                         |        |
| 216-B-3C RAD                     | 216-B-3C RAD, 216-B-3C Expansion Lobe Residual<br>Radioactive Waste  | Pond                         |        |
| 216-S-16P                        | 216-S-16P, 202-S Swamp and Ditch, 202-S Swamp #1,<br>REDOX Pond #2   | Pond                         |        |
| 216-S-17                         | 216-S-17, 202-S Swamp, 202-S REDOX Swamp,<br>216-S-1 REDOX Pond No. 1, REDOX Swamp,<br>216-S-1                                 | Pond                         |        |
| 216-T-4B                         | 216-T-4B, 216-T-4 New Pond, 216-T-4-2 (P),<br>216-T-4-2 Pond<br>231 Swamp  | Pond                         |        |
| 216-U-9                          | 216-U-9, U Swamp-S Swamp Ditch, 216-U-6  | Ditch                        |        |
| 216-U-10                         | 216-U-10, U Swamp, 216-U-1, 216-U-10 Pond,   | Pond                         |        |
| 216-U-11                         | 216-U-11, U Swamp Extension Ditch, 216-U-12,<br>216-U-11 Trench, 216-U-11 Ditch, 216-U-11 (old<br>ditch), 216-U-11 (new ditch) | Ditch                        |        |
| UPR-200-W-124                    | UPR-200-124, Dike Break at the REDOX Pond,<br>UN-200-W-124   | Unplanned Release            |        |
| <b>200-CW-3</b>                  | <b>EPA</b>   | <b>CPP</b>                   |        |
| 200-N-3                          | 200-N-3, Ballast Pits  | Depression/Pit (nonspecific) |        |

**OPERABLE UNIT**  
**Waste Unit Name**

**LEAD REGULATORY AGENCY**  
**Waste Unit Aliases**

**Unit Type**

**Status**

**200-CW-3 (continued)**

|            |   |                           |  |
|------------|---|---------------------------|--|
| 216-N-1    | 216-N-1, 212-N Swamp, 216-N-1 Swamp, 216-N-1 Covered Pond   | Pond                      | Interim Record of Decision, 100 Area Remaining Sites (1999)† |
| 216-N-2    | 216-N-2, 212-N Storage Basin Crib #1, 212-N #1 Trench, 216-N-1 Trench, 216-N-2 Trench                 | Trench                    | Interim Record of Decision, 100 Area Remaining Sites (1999)† |
| 216-N-3    | 216-N-3, 212-N Storage Basin Crib #2, 212-N #2 Trench, 212-N #2 Grave, 212-N-2 Trench, 212-N-3 Trench | Trench                    | Interim Record of Decision, 100 Area Remaining Sites (1999)† |
| 216-N-4    | 216-N-4, 216-N-2, 216-N-4 Swamp, 212-P Swamp  | Pond                      | Interim Record of Decision, 100 Area Remaining Sites (1999)† |
| 216-N-5    | 216-N-5, 212-P Storage Basin Crib, 212-P Trench, 212-P Grave, 216-N-5 Trench                          | Trench                    | Interim Record of Decision, 100 Area Remaining Sites (1999)† |
| 216-N-6    | 216-N-6, 212-R Swamp, 216-N-6 Swamp   | Pond                      | Interim Record of Decision, 100 Area Remaining Sites (1999)† |
| 216-N-7    | 216-N-7, 212-R Storage Basin Crib, 212-R Trench, 212-R Grave, 216-N-7 Trench                          | Trench                    | Interim Record of Decision, 100 Area Remaining Sites (1999)† |
| 2607-N     | 2607-N, 2743-N Guard House Septic Tank and Tile Field   | Septic Tank               |  |
| 2607-P     | 2607-P, 2743-P Guard House Septic Tank and Tile Field   | Septic Tank               |  |
| 2607-R     | 2607-R, 2743-R Guard House Septic Tank and Tile Field   | Septic Tank               |  |
| 600-285-PL | 600-285-PL, Pipeline from 212-N to 216-N-1 Pond   | Radioactive Process Sewer |  |
| 600-286-PL | 600-286-PL, Pipeline from 212-P to 216-N-4 Pond   | Radioactive Process Sewer |  |

**OPERABLE UNIT**  
**Waste Unit Name**

**LEAD REGULATORY AGENCY**  
**Waste Unit Aliases**

**Unit Type**

**Status**

**200-CW-3 (continued)**

600-287-PL 600-287-PL, Pipeline from 212-R to 216-N-6 Pond Radioactive Process Sewer

UPR-200-N-1 UPR-200-N-1, Unplanned Release at the 212-R Railroad Spur Unplanned Release

UPR-200-N-2 UPR-200-N-2, 200-N-2, Unplanned Release near Well Pumphouse No. 2, Well Pumphouse East of 212-R Unplanned Release

**200-CW-5**

**EPA**

**CPP**

216-Z-1D 216-Z-1D, 216-Z-1, Drain Ditch to U Swamp, Z Plant Ditch Ditch

216-Z-11 216-Z-11, 216-Z-11 Ditch, Z Plant Ditch Ditch

216-Z-19 216-Z-19, 216-U-10 Ditch, Z Plant Ditch, 216-Z-19 Ditch Ditch

216-Z-20 216-Z-20, Z-19 Ditch Replacement Tile Field Crib

UPR-200-W-110 UPR-200-W-110, Contaminated Soil at 216-Z-1, UN-216-W-20 Spoil Trench Trench

**200-DV-1**

**Ecology**

**R-CPP**

216-B-5 216-B-5, 241-B-361 Reverse Well, 241-B-361 Dry Well, 241-B-5 Dry Well Injection/Reverse Well

216-B-7A&B 216-B-7A&B, 241-B-201 Crib, 216-B-7 Crib, 216-B-7A Sump, 216-B-7B Sump, 241-B-1 and 2 Cribs, 216-B-7A & B Crib

216-B-8 216-B-8, 241-B-3 Crib, 216-B-8, 216-B-8TF Crib

**OPERABLE UNIT**  
**Waste Unit Name**

**LEAD REGULATORY AGENCY**  
**Waste Unit Aliases**

**Unit Type**

**Status**

200-DV-1 (continued)

|                        |  |                     |  |
|------------------------|--|---------------------|--|
| <u>216-B-9</u>         | <u>216-B-9, 241-B-361 Crib, 5-6 Crib and Tile Field, 216-B-361 Crib, 216-B-9TF</u> | <u>Crib</u>         |  |
| <u>216-B-11A&amp;B</u> | <u>216-B-11A&amp;B, 216-B-11 Crib, 242-B-1 Crib, 216-B-11A &amp; B</u>             | <u>French Drain</u> |  |
| <u>216-B-35</u>        | <u>216-B-35, 241-BX-1 Grave, 216-BX-1 Trench, 216-B-35 Trench</u>                  | <u>Trench</u>       |  |
| <u>216-B-36</u>        | <u>216-B-36, 241-BX-2 Grave, 216-BX-2 Trench, 216-B-36 Trench</u>                  | <u>Trench</u>       |  |
| <u>216-B-37</u>        | <u>216-B-37, 241-BX-3 Grave, 216-BX-3 Trench, 216-B-37 Trench</u>                  | <u>Trench</u>       |  |
| <u>216-B-38</u>        | <u>216-B-38, 241-BX-4 Grave, 216-BX-4 Trench, 216-B-38 Trench</u>                  | <u>Trench</u>       |  |
| <u>216-B-39</u>        | <u>216-B-39, 241-BX-5 Grave, 216-BX-5 Trench, 216-B-39 Trench</u>                  | <u>Trench</u>       |  |
| <u>216-B-40</u>        | <u>216-B-40, 241-BX-6 Grave, 241-BX-6 Trench, 216-B-40 Trench, 216-BX-6 Trench</u> | <u>Trench</u>       |  |
| <u>216-B-41</u>        | <u>216-B-41, 241-BX-7 Grave, 216-BX-7 Trench, 216-B-41 Trench</u>                  | <u>Trench</u>       |  |
| <u>216-B-42</u>        | <u>216-B-42, 241-BX-8 Grave, 216-BX-8 Trench, 216-B-42 Trench</u>                  | <u>Trench</u>       |  |
| <u>216-B-43</u>        | <u>216-B-43, 216-BY-1 Crib, 216-BY-1 Cavern</u>                                    | <u>Crib</u>         |  |
| <u>216-B-44</u>        | <u>216-B-44, 216-BY-2 Crib, 216-BY-2 Cavern</u>                                    | <u>Crib</u>         |  |
| <u>216-B-45</u>        | <u>216-B-45, 216-BY-3 Crib, 216-BY-3 Cavern</u>                                    | <u>Crib</u>         |  |

**OPERABLE UNIT**  
Waste Unit Name

**LEAD REGULATORY AGENCY**  
Waste Unit Aliases

Unit Type

Status

200-DV-1 (continued)

|                 |   |                               |  |
|-----------------|---|-------------------------------|--|
| <u>216-B-46</u> | <u>216-B-46, 216-BY-4 Crib, 216-BY-4 Cavern</u>   | <u>Crib</u>                   |  |
| <u>216-B-47</u> | <u>216-B-47, 216-BY-5 Crib, 216-BY-5 Cavern</u>   | <u>Crib</u>                   |  |
| <u>216-B-48</u> | <u>216-B-48, 216-BY-6 Crib, 216-BY-6 Cavern</u>   | <u>Crib</u>                   |  |
| <u>216-B-49</u> | <u>216-B-49, 216-BY-7 Crib, 216-BY-7 Cavern</u>   | <u>Crib</u>                   |  |
| <u>216-B-50</u> | <u>216-B-50, 216-BY-8 Crib, 216-BY-8 Cavern</u>   | <u>Crib</u>                   |  |
| <u>216-B-57</u> | <u>216-B-57, 216-B-57 Enclosed Trench, Hanford Prototype Barrier</u>  | <u>Crib</u>                   |  |
| <u>216-B-62</u> | <u>216-B-62, 216-B-62 Enclosed Trench, 216-B-62 Crib</u>  | <u>Crib</u>                   |  |
| <u>216-S-9</u>  | <u>216-S-9</u>  | <u>Crib</u>                   |  |
| <u>216-S-13</u> | <u>216-S-13, 276-S Crib, 216-S-6</u>  | <u>Crib</u>                   |  |
| <u>216-S-14</u> | <u>216-S-14, Buried Contaminated Hexone, Cold Organic Trench or Grave, 216-S-4 Burial Contaminated Hexone</u> | <u>Trench</u>                 |  |
| <u>216-S-21</u> | <u>216-S-21, 216-SX-1, 216-SX-1 Cavern or Crib</u>  | <u>Crib</u>                   |  |
| <u>216-T-3</u>  | <u>216-T-3, 241-T-361-A Reverse Well, 361-T Reverse Well</u>  | <u>Injection/Reverse Well</u> |  |
| <u>216-T-5</u>  | <u>216-T-5, 216-T-5 Grave, 216-T-12, 216-T-5 Trench, 241-T-5 Trench</u>                                       | <u>Trench</u>                 |  |
| <u>216-T-6</u>  | <u>216-T-6, 241-T-361 (1&amp;2 Cribs), 216-T-5, 361-T-1&amp;2 Cribs</u>                                       | <u>Crib</u>                   |  |

**OPERABLE UNIT**  
Waste Unit Name

**LEAD REGULATORY AGENCY**  
Waste Unit Aliases

Unit Type

Status

200-DV-1 (continued)

|                 |   |               |  |
|-----------------|---|---------------|--|
| <u>216-T-7</u>  | <u>216-T-7, 216-T-7TF, 216-T-7 Tile Field, 241-T-3 Tile Field</u>                           | <u>Crib</u>   |  |
| <u>216-T-14</u> | <u>216-T-14, 241-T-1 Trench, 216-T-1 Grave, 216-T-13</u>                                    | <u>Trench</u> |  |
| <u>216-T-15</u> | <u>216-T-15, 241-T-2 Trench, 241-T-2 Grave, 216-T-14, 216-T-15 Crib</u>                     | <u>Trench</u> |  |
| <u>216-T-16</u> | <u>216-T-16, 241-T-3 Trench, 241-T-3 Grave, 216-T-15, 216-T-16 Crib</u>                     | <u>Trench</u> |  |
| <u>216-T-17</u> | <u>216-T-17, 241-T-4 Trench, 216-T-4 Grave, 216-T-16</u>                                    | <u>Trench</u> |  |
| <u>216-T-18</u> | <u>216-T-18, Test Crib for 221-U Building, Scavenged TBP Waste, 216-T-17, 241-T-17 Crib</u> | <u>Crib</u>   |  |
| <u>216-T-19</u> | <u>216-T-19, 241-TX-153 Crib and Tile Field, 216-TX-1, 241-TX-3, 216-T-19TF</u>             | <u>Crib</u>   |  |
| <u>216-T-21</u> | <u>216-T-21, 241-TX-1 Trench, 216-TX-1 Grave, 216-TX-3</u>                                  | <u>Trench</u> |  |
| <u>216-T-22</u> | <u>216-T-22, 241-TX-2 Trench, 216-TX-2 Grave, 216-TX-4</u>                                  | <u>Trench</u> |  |
| <u>216-T-23</u> | <u>216-T-23, 241-TX-3 Trench, 216-TX-3 Grave, 216-TX-5, 241-TX-3 Grave</u>                  | <u>Trench</u> |  |
| <u>216-T-24</u> | <u>216-T-24, 241-TX-4 Trench, 216-TX-4 Grave, 216-TX-6</u>                                  | <u>Trench</u> |  |
| <u>216-T-25</u> | <u>216-T-25, 241-TX-5 Trench, 216-TX-5 Grave, 216-TX-7</u>                                  | <u>Trench</u> |  |

**OPERABLE UNIT**  
Waste Unit Name

**LEAD REGULATORY AGENCY**  
Waste Unit Aliases

Unit Type

Status

200-DV-1 (continued)

|                    |  |                        |  |
|--------------------|--|------------------------|--|
| <u>216-T-26</u>    | <u>216-T-26, 216-TY-1 Cavern, 216-TY-1 Crib, 241-TX-1 Cavern, 216-TX-1 Crib</u>            | <u>Crib</u>            |  |
| <u>216-T-32</u>    | <u>216-T-32, 241-T #1 &amp; 2 Cribs, 216-T-6</u>   | <u>Crib</u>            |  |
| <u>200-FA-1</u>    | <u>Ecology</u>   | <u>R-CPP</u>           |  |
| <u>207-A-NORTH</u> | <u>207-A-NORTH, 207-A, 207-A Retention Basin, 207-A-NORTH Retention Basin, 207-A North</u> | <u>Retention Basin</u> |  |
| <u>216-A-1</u>     | <u>216-A-1, 216-A-1 Cavern, 216-A-1 Trench</u>   | <u>Crib</u>            |  |
| <u>216-A-2</u>     | <u>216-A-2, 216-A-2 Cavern</u>   | <u>Crib</u>            |  |
| <u>216-A-3</u>     | <u>216-A-3, 216-A-3 Cavern, 216-A-3 Crib</u>   | <u>Crib</u>            |  |
| <u>216-A-4</u>     | <u>216-A-4, 216-A-4 Cavern</u>   | <u>Crib</u>            |  |
| <u>216-A-5</u>     | <u>216-A-5, 216-A-5 Cavern</u>   | <u>Crib</u>            |  |
| <u>216-A-6</u>     | <u>216-A-6, 216-A-6 Cavern</u>   | <u>Crib</u>            |  |
| <u>216-A-9</u>     | <u>216-A-9, 216-A-9 Crib</u>   | <u>Crib</u>            |  |
| <u>216-A-10</u>    | <u>216-A-10, 216-A-10 Crib</u>   | <u>Crib</u>            |  |
| <u>216-A-15</u>    | <u>216-A-15, Miscellaneous Stream #461</u>   | <u>French Drain</u>    |  |
| <u>216-A-18</u>    | <u>216-A-18, 216-A-18 Excavation, 216-A-18 Grave, 216-A-18 Sump, 216-A-18 Crib</u>         | <u>Trench</u>          |  |
| <u>216-A-19</u>    | <u>216-A-19, 216-A-19 Test Hole, 216-A-19 Grave, 216-A-19 Sump, 216-A-19 Crib</u>          | <u>Trench</u>          |  |

**OPERABLE UNIT**  
Waste Unit Name

**LEAD REGULATORY AGENCY**  
Waste Unit Aliases

Unit Type

Status

200-FA-1 (continued)

|                     |   |                     |  |
|---------------------|---|---------------------|--|
| <u>216-A-20</u>     | <u>216-A-20, 216-A-20 Test Hole, 216-A-20 Grave, 216-A-20 Sump, 216-A-20 Crib</u> | <u>Trench</u>       |  |
| <u>216-A-21</u>     | <u>216-A-21</u>   | <u>Crib</u>         |  |
| <u>216-A-22</u>     | <u>216-A-22, 216-A-22 French Drain, 216-A-22 Crib</u>                             | <u>Crib</u>         |  |
| <u>216-A-26</u>     | <u>216-A-26, 216-A-26 French Drain, 216-A-26B, Miscellaneous Stream #464</u>      | <u>French Drain</u> |  |
| <u>216-A-26A</u>    | <u>216-A-26A, 216-A-25 Crib, 216-A-26 French Drain, 291-A French Drain</u>        | <u>French Drain</u> |  |
| <u>216-A-27</u>     | <u>216-A-27</u>   | <u>Crib</u>         |  |
| <u>216-A-28</u>     | <u>216-A-28, 216-A-28 French Drain, 216-A-28 Crib</u>                             | <u>Crib</u>         |  |
| <u>216-A-29**</u>   | <u>216-A-29, Snow's Canyon, PUREX Chemical Sewer (CSL)</u>                        | <u>Ditch</u>        |  |
| <u>216-A-30</u>     | <u>216-A-30, 216-A-30 Crib</u>  | <u>Crib</u>         |  |
| <u>216-A-33</u>     | <u>216-A-33, 216-A-33 Dry Well, 216-A-26B</u>                                     | <u>French Drain</u> |  |
| <u>216-A-34</u>     | <u>216-A-34, 216-A-34 Ditch, 216-A-34 Crib</u>                                    | <u>Ditch</u>        |  |
| <u>216-A-36A</u>    | <u>216-A-36A, 216-A-36 Crib</u>   | <u>Crib</u>         |  |
| <u>216-A-36B**</u>  | <u>216-A-36B, 216-A-36 Crib, Purex Ammonia Scrubber Distillate (ASD)</u>          | <u>Crib</u>         |  |
| <u>216-A-37-1**</u> | <u>216-A-37-1, 216-A-37 Crib</u>  | <u>Crib</u>         |  |
| <u>216-A-37-2</u>   | <u>216-A-37-2, 216-A-37-2 Crib</u>  | <u>Crib</u>         |  |



**OPERABLE UNIT**  
**Waste Unit Name**

**LEAD REGULATORY AGENCY**  
**Waste Unit Aliases**

**Unit Type**

**Status**

200-EA-1 (continued)

|                   |  |                               |  |
|-------------------|--|-------------------------------|--|
| <u>216-A-38-1</u> | <u>216-A-38-1, 216-A-38 Crib (See Subsites)</u>  | <u>Crib</u>                   |  |
| <u>216-A-40</u>   | <u>216-A-40 Retention Basin, 216-A-39 Crib, 216-A-39 Trench</u>                            | <u>Retention Basin</u>        |  |
| <u>216-A-41</u>   | <u>216-A-41, Crib, 291-AR Stack Drain, 296-A-13 Stack Drain</u>                            | <u>Crib</u>                   |  |
| <u>216-A-42</u>   | <u>216-A-42, 207-AA Retention Basin, 216-A-42 Trench, 216-A-42 Retention Basin</u>         | <u>Retention Basin</u>        |  |
| <u>216-A-45</u>   | <u>216-A-45, 216-A-45 Crib</u>   | <u>Crib</u>                   |  |
| <u>207-B</u>      | <u>207-B, B Plant Retention Basin, 207-B Retention Basin</u>                               | <u>Retention Basin</u>        |  |
| <u>216-B-2-1</u>  | <u>216-B-2-1, 216-B-1, B Swamp Ditch, 216-B-2, B Ditch, 216-B-2W</u>                       | <u>Ditch</u>                  |  |
| <u>216-B-2-2</u>  | <u>216-B-2-2, 216-B-2-2W, 216-B-1 Ditch</u>  | <u>Ditch</u>                  |  |
| <u>216-B-2-3</u>  | <u>216-B-2-3, B Pond Ditch, B Swamp Ditch, 216-B-2-E</u>                                   | <u>Ditch</u>                  |  |
| <u>216-B-6</u>    | <u>216-B-6, 222-B-110 Reverse Well, 216-B-6 Dry Well, 216-B-6 Crib, 222-B-110 Dry Well</u> | <u>Injection/Reverse Well</u> |  |
| <u>216-B-10A</u>  | <u>216-B-10A, 222-B-1 Crib, 216-B-10 Crib, 292-B</u>                                       | <u>Crib</u>                   |  |
| <u>216-B-10B</u>  | <u>216-B-10B, 222-B-2 Crib, 216-B-10 Crib</u>  | <u>Crib</u>                   |  |
| <u>216-B-12</u>   | <u>216-B-12, 216-ER Crib, 216-ER-1,2,3 Cribs</u>   | <u>Crib</u>                   |  |
| <u>216-B-51</u>   | <u>216-B-51, 216-BY-9 Crib</u>   | <u>French Drain</u>           |  |

**OPERABLE UNIT**  
**Waste Unit Name**

**LEAD REGULATORY AGENCY**  
**Waste Unit Aliases**

**Unit Type**

**Status**

200-EA-1 (continued)

|                   |  |                               |  |
|-------------------|--|-------------------------------|--|
| <u>216-B-55</u>   | <u>216-B-55, 216-B-55 Enclosed Trench, 216-B-55 Crib</u>                         | <u>Crib</u>                   |  |
| <u>216-B-59</u>   | <u>216-B-59, 216-B-58 Trench, 216-B-58 Ditch</u>                                 | <u>Trench</u>                 |  |
| <u>216-B-59B</u>  | <u>216-B-59B, 216-B-59 Retention Basin</u>                                       | <u>Retention Basin</u>        |  |
| <u>216-B-63**</u> | <u>216-B-63, B Plant Chemical Sewer, 216-B-63 Trench</u>                         | <u>Ditch</u>                  |  |
| <u>216-B-64</u>   | <u>216-B-64, 216-B-64 Retention Basin, 216-B-64 Trench, 216-B-64 Crib</u>        | <u>Retention Basin</u>        |  |
| <u>241-B-361</u>  | <u>241-B-361, 241-B-361 Settling Tank</u>  | <u>Settling Tank</u>          |  |
| <u>216-BY-201</u> | <u>216-BY-201, 241-BY Flush Tank, 216-BY-47, Supernatant Disposal Flush Tank</u> | <u>Settling Tank</u>          |  |
| <u>216-C-1</u>    | <u>216-C-1, 216-C-1 Crib, 216-C Crib</u>   | <u>Crib</u>                   |  |
| <u>216-C-2</u>    | <u>216-C-2, 291-C Dry Well, 216-C-2 Dry Well</u>                                 | <u>Injection/Reverse Well</u> |  |
| <u>216-C-3</u>    | <u>216-C-3, 201-C Leaching Pit, 216-C-3 Crib</u>                                 | <u>Crib</u>                   |  |
| <u>216-C-4</u>    | <u>216-C-4, 216-C-4 Crib</u>   | <u>Crib</u>                   |  |
| <u>216-C-5</u>    | <u>216-C-5, 216-C-5 Crib</u>   | <u>Crib</u>                   |  |
| <u>216-C-6</u>    | <u>216-C-6, 241-CX Crib</u>  | <u>Crib</u>                   |  |
| <u>216-C-7</u>    | <u>216-C-7, 216-C-7 Crib</u>   | <u>Crib</u>                   |  |
| <u>216-C-10</u>   | <u>216-C-10, 216-C-10 Crib</u>   | <u>Crib</u>                   |  |
| <u>291-C-1</u>    | <u>291-C-1, 291-C-1 Stack, 291-C Stack Burial Trench</u>                         | <u>Burial Ground</u>          |  |

**OPERABLE UNIT**  
**Waste Unit Name**

**LEAD REGULATORY AGENCY**  
**Waste Unit Aliases**

**Unit Type**

**Status**

200-FA-1 (continued)

|                   |  |                          |  |
|-------------------|--|--------------------------|--|
| <u>200-E-4</u>    | <u>200-E-4, Critical Mass Laboratory Dry Well North, 209-E North Dry Well, Miscellaneous Stream #730</u>                 | <u>French Drain</u>      |  |
| <u>200-E-13</u>   | <u>200-E-13, Rubble Piles from RCRA General Inspection #200EY95 Item #7</u>  | <u>Dumping Area</u>      |  |
| <u>200-E-25</u>   | <u>200-E-25, 272-BB French Drain, Insulation Shop French Drain, Miscellaneous Stream #659</u>                            | <u>French Drain</u>      |  |
| <u>200-E-26</u>   | <u>200-E-26, Heavy Equipment Storage Area, Diesel Fuel Contaminated Soil</u>   | <u>Unplanned Release</u> |  |
| <u>200-E-29</u>   | <u>200-E-29, Unplanned Release From 241-ER-152 Diversion Box</u>   | <u>Unplanned Release</u> |  |
| <u>200-E-43</u>   | <u>200-E-43, Tank Car Storage Area, Regulated Equipment Storage Area, TC-4 Spur Tank Car Storage Area</u>                | <u>Storage</u>           |  |
| <u>200-E-53</u>   | <u>200-E-53, Contaminated Zone Adjacent to 218-E-12B and 218-E-8, Overground Storage Area, Above Ground Storage Area</u> | <u>Unplanned Release</u> |  |
| <u>200-E-56</u>   | <u>200-E-56, 241-C Waste Line Leak adjacent to 201-C Waste Line Leak #1</u>  | <u>Unplanned Release</u> |  |
| <u>204-C-WS-1</u> | <u>2704-C-WS-1, 2704-C French Drain, Gatehouse French Drain</u>  | <u>French Drain</u>      |  |
| <u>200-E BP</u>   | <u>200-E BP, 200-E Burning Pit, 200 East Burn Pit</u>  | <u>Burn Pit</u>          |  |
| <u>200-E PD*</u>  | <u>200-E PD 200-E Powerhouse Ditch, 200 East Powerhouse Pond</u>   | <u>Ditch</u>             |  |

**OPERABLE UNIT**  
Waste Unit Name

**LEAD REGULATORY AGENCY**  
Waste Unit Aliases

**Status**

**Unit Type**

200-EA-1 (continued)

|                  |   |                               |  |
|------------------|---|-------------------------------|--|
| <u>200-E-57</u>  | <u>200-E-57, 241-C Waste Line Leak east of 201-C, Waste Line Leak #2</u>  | <u>Unplanned Release</u>      |  |
| <u>200-E-58</u>  | <u>200-E-58, 216-A-5 Neutralization Tank, Tank A5, IMUST, Inactive Miscellaneous Underground Storage Tank</u>     | <u>Neutralization Tank</u>    |  |
| <u>200-E-68</u>  | <u>200-E-68, 291A Control House Steam Condensate, Miscellaneous Stream #59, Injection Well (L)</u>                | <u>Injection/Reverse Well</u> |  |
| <u>200-E-103</u> | <u>200-E-103, Radiologically Controlled Area - South Side of PUREX, PUREX Stabilized Area</u>                     | <u>Unplanned Release</u>      |  |
| <u>200-E-109</u> | <u>200-E-109, Contaminated Tumbleweed Accumulation, Contamination Spread in Northeast Corner of 200 East Area</u> | <u>Unplanned Release</u>      |  |
| <u>200-E-115</u> | <u>200-E-115; Contamination Area East of 241-C Tank Farm</u>  | <u>Unplanned Release</u>      |  |
| <u>200-E-117</u> | <u>200-E-117, Contamination Zone South of B Plant</u>   | <u>Unplanned Release</u>      |  |
| <u>200-E-121</u> | <u>200-E-121, Soil Contamination Area East and West of Baltimore Avenue</u>                                       | <u>Unplanned Release</u>      |  |
| <u>200-E-123</u> | <u>200-E-123, Contamination Area South of 216-B-2 Stabilized Ditches</u>  | <u>Unplanned Release</u>      |  |
| <u>200-E-124</u> | <u>200-E-124, URM on East Side of 275-EA</u>  | <u>Unplanned Release</u>      |  |
| <u>200-E-125</u> | <u>200-E-125, Contamination Area Northwest of 244-AR Building</u>   | <u>Unplanned Release</u>      |  |
| <u>200-E-128</u> | <u>200-E-128, Radioactive Contamination "Hot Spot" Under Gravel Road</u>  | <u>Unplanned Release</u>      |  |

**OPERABLE UNIT**  
**Waste Unit Name**

**LEAD REGULATORY AGENCY**  
**Waste Unit Aliases**

**Unit Type**

**Status**

200-EA-1 (continued)

|                     |  |                               |  |
|---------------------|--|-------------------------------|--|
| <u>200-E-129</u>    | <u>200-E-129, Stabilized Area on East Side of B Plant Railroad Cut</u>   | <u>Unplanned Release</u>      |  |
| <u>200-E-130</u>    | <u>200-E-130, Stabilized Area on West Side of B Plant Chemical Spur</u>  | <u>Unplanned Release</u>      |  |
| <u>200-E-139</u>    | <u>200-E-139, Contamination Area North of C Farm</u>   | <u>Unplanned Release</u>      |  |
| <u>209-E-WS-2</u>   | <u>209-E-WS-2, Critical Mass Lab French Drain</u>  | <u>French Drain</u>           |  |
| <u>209-E-WS-3</u>   | <u>209-E-WS-3, Critical Mass Laboratory Valve Pit and Hold Up Tank (209-E-TK-111), IMUST, Inactive Miscellaneous Underground Storage Tank (See Subsites)</u> | <u>Valve Pit</u>              |  |
| <u>209-E-WS-3:1</u> | <u>209-E-WS-3:1, 209-E-TK-111 Hold Up Tank</u>   |                               |  |
| <u>218-E-7</u>      | <u>218-E-7, 200 East 222-B Vaults</u>  | <u>Burial Ground</u>          |  |
| <u>270-E-1</u>      | <u>270-E-1, 270-E CNT, 270-E Condensate Neutralization Tank, 216-ER-1, IMUST, Inactive Miscellaneous Underground Storage Tank</u>                            | <u>Neutralization Tank</u>    |  |
| <u>299-E24-111</u>  | <u>299-E24-111, Experimental Test Well Site</u>  | <u>Injection/Reverse Well</u> |  |
| <u>2607-E3</u>      | <u>2607-E3, 2607-E3 Septic Tank and Drainfield, 2607-E3 Septic System, TFS of 218-E-4, Tile Field South of 218-E-4</u>                                       | <u>Septic Tank</u>            |  |
| <u>2607-E5*</u>     | <u>2607-E5</u>   | <u>Septic Tank</u>            |  |
| <u>2607-E6*</u>     | <u>2607-E6</u>   | <u>Septic Tank</u>            |  |
| <u>2607-E7A*</u>    | <u>2607-E7A, 2607-E7</u>   | <u>Septic Tank</u>            |  |

**OPERABLE UNIT**  
**Waste Unit Name**

**LEAD REGULATORY AGENCY**  
**Waste Unit Aliases**

**Unit Type**

**Status**

200-EA-1 (continued)

|                     |  |                          |  |
|---------------------|--|--------------------------|--|
| <u>2607-E7B*</u>    | <u>2607-E7B, 2607-E7B Septic System, 2607-E7</u>                           | <u>Septic Tank</u>       |  |
| <u>2607-E9</u>      | <u>2607-E9, 242B/BL Septic Tank and Drain Field, 2607-E9 Septic System</u> | <u>Septic Tank</u>       |  |
| <u>2607-E12*</u>    | <u>2607-E12, 2607-E12 Septic System</u>                                    | <u>Septic Tank</u>       |  |
| <u>2607-EA*</u>     | <u>2607-EA, 2607-EA Septic Tank and Drywell</u>                            | <u>Septic Tank</u>       |  |
| <u>UPR-200-E-9</u>  | <u>UPR-200-E-9, Liquid Overflow at 216-BY-201, UN-200-E-9</u>              | <u>Unplanned Release</u> |  |
| <u>UPR-200-E-10</u> | <u>UPR-200-E-10, Contaminated Purex Railroad Spur, UN-200-E-10</u>         | <u>Unplanned Release</u> |  |
| <u>UPR-200-E-12</u> | <u>UPR-200-E-12, Contaminated Purex Railroad Spur, UN-200-E-12</u>         | <u>Unplanned Release</u> |  |
| <u>UPR-200-E-17</u> | <u>UPR-200-E-17, Overflow at 216-A-22, UN-200-E-17</u>                     | <u>Unplanned Release</u> |  |
| <u>UPR-200-E-19</u> | <u>UPR-200-E-19, Contamination Release at 216-A-6 Sampler, UN-200-E-19</u> | <u>Unplanned Release</u> |  |
| <u>UPR-200-E-20</u> | <u>UPR-200-E-20, Contaminated Purex Railroad Spur, UN-200-E-20</u>         | <u>Unplanned Release</u> |  |
| <u>UPR-200-E-21</u> | <u>UPR-200-E-21, 216-A-6 Overflow, UN-200-E-21</u>                         | <u>Unplanned Release</u> |  |
| <u>UPR-200-E-29</u> | <u>UPR-200-E-29, 216-A-6 Overflow, UN-200-E-29</u>                         | <u>Unplanned Release</u> |  |
| <u>UPR-200-E-33</u> | <u>UPR-200-E-33, Contaminated Purex Railroad tracks, UN-200-E-33</u>       | <u>Unplanned Release</u> |  |
| <u>UPR-200-E-35</u> | <u>UPR-200-E-35, Buried Contaminated Pipe, UN-218-E-1, 218-E-13</u>        | <u>Unplanned Release</u> |  |

**OPERABLE UNIT**      **LEAD REGULATORY AGENCY**      **Unit Type**      **Status**  
**Waste Unit Name**      **Waste Unit Aliases**

200-EA-1 (continued)

|                     |  |                          |  |
|---------------------|--|--------------------------|--|
| <u>UPR-200-E-37</u> | <u>UPR-200-E-37, Contamination East of Hot Semi-Works, UN-200-E-37, UN-216-E-37</u>  | <u>Unplanned Release</u> |  |
| <u>UPR-200-E-43</u> | <u>UPR-200-E-43, Road Contamination near 241-BY Tank Farm, UN-200-E-43</u>   | <u>Unplanned Release</u> |  |
| <u>UPR-200-E-50</u> | <u>UPR-200-E-50, Soil Contamination at the Overground Equipment Storage Yard, UN-200-E-50</u>  | <u>Unplanned Release</u> |  |
| <u>UPR-200-E-62</u> | <u>UPR-200-E-62, Transportation Spill near 200-E Burning Ground, UN-216-E-62, UN-200-E-62</u>  | <u>Unplanned Release</u> |  |
| <u>UPR-200-E-64</u> | <u>UPR-200-E-64, Radioactive Soil and Ant Hills, UN-200-E-64, UN-216-E-36</u>  | <u>Unplanned Release</u> |  |
| <u>UPR-200-E-66</u> | <u>UPR-200-E-66, 216-A-42 Basin Contamination Release, UN-216-E-66, UN-200-E-66</u>  | <u>Unplanned Release</u> |  |
| <u>UPR-200-E-69</u> | <u>UPR-200-E-69, UN-216-E-69, Railroad Car Flush Water Radioactive Spill, UN-200-E-69</u>  | <u>Unplanned Release</u> |  |
| <u>UPR-200-E-88</u> | <u>UPR-200-E-88, TC-4 Spur Contaminated Railroad Track, UN-216-E-88, UN-216-E-16, UN-200-E-88, Ground Contamination Around the Western Purex Railroad Spur</u> | <u>Unplanned Release</u> |  |
| <u>UPR-200-E-89</u> | <u>UPR-200-E-89, UN-216-E-17, UN-200-E-89 Contamination Migration to the North, East &amp; West of BX-BY Tank Farms</u>  | <u>Unplanned Release</u> |  |
| <u>UPR-200-E-95</u> | <u>UPR-200-E-95, UN-216-E-23, UN-200-E-95, Ground Contamination Around RR Spur Between 218-E-2A and 218-E-2</u>  | <u>Unplanned Release</u> |  |

**OPERABLE UNIT**  
**Waste Unit Name**

**LEAD REGULATORY AGENCY**  
**Waste Unit Aliases**

**Unit Type**

**Status**

200-EA-1 (continued)

|                      |  |                          |  |
|----------------------|--|--------------------------|--|
| <u>UPR-200-E-98</u>  | <u>UPR-200-E-98, UN-216-E-26, Ground Contamination East of C Plant (Hot Semi Works), UN-200-E-98</u>   | <u>Unplanned Release</u> |  |
| <u>UPR-200-E-101</u> | <u>UPR-200-E-101, UN-216-E-30, UN-216-E-101, UN-200-E-101, Radioactive Spill Near 242-B Evaporator</u> | <u>Unplanned Release</u> |  |
| <u>UPR-200-E-112</u> | <u>UPR-200-E-112, UN-200-E-112, Contaminated Railroad Track from B-Plant to the Burial Ground</u>      | <u>Unplanned Release</u> |  |
| <u>UPR-200-E-143</u> | <u>UPR-200-E-143, Contamination Adjacent to 244-A Lift Station, UN-216-E-43</u>                        | <u>Unplanned Release</u> |  |
| <u>UPR-200-E-144</u> | <u>UPR-200-E-144, Soil Contamination North of 241-B, UN-216-E-44</u>                                   | <u>Unplanned Release</u> |  |
| <b>200-IS-1</b>      | <b>Ecology</b>   | <b>RPP R-CPP</b>         |  |
| 216-A-508            | 216-A-508, Control Structure for 216-A-8 Crib, 216-A-8 Distribution Box                                | Control Structure        |  |
| 216-A-524            | 216-A-524, 216-A-524 Control Structure, 216-A 524 Weir, 216-A-24 Control Structure                     | Control Structure        |  |
| 241-A-151*           | 241-A-151, 241-A-151 Diversion Box   | Diversion Box            |  |
| 241-A-302A*          | 241-A-302A, 241-A-302-A Catch Tank   | Catch Tank               |  |
| 241-A-302B           | 241-A-302B, 241-A-302-B Catch Tank   | Catch Tank               |  |
| 241-B-154**          | 241-B-154, 241-B-154 Diversion Box   | Diversion Box            |  |
| 241-B-302B           | 241-B-302B, 241-B-302-B Catch Tank, 241-B-302  | Catch Tank               |  |
| 241-BX-154**         | 241-BX-154, 241-BX-154 Diversion Box   | Diversion Box            |  |



**OPERABLE UNIT**      **LEAD REGULATORY AGENCY**  
**Waste Unit Name**      **Waste Unit Aliases**

**Unit Type**      **Status**

**200-IS-1 (continued)**

|              |   |                     |  |
|--------------|---|---------------------|--|
| 241-BX-155** | 241-BX-155, 241-BX-155 Diversion Box  | Diversion Box       |  |
| 241-BX-302B  | 241-BX-302B, 241-BX-302-B Catch Tank  | Catch Tank          |  |
| 241-BX-302C  | 241-BX-302C, 241-BX-302-C Catch Tank  | Catch Tank          |  |
| 241-C-154**  | 241-C-154, 241-C-154 Diversion Box  | Diversion Box       |  |
| 241-CX-70**  | 241-CX-70, 241-CX-TK-70 Tank, Strontium Hot Semi-works  | Storage Tank        |  |
| 241-CX-71**  | 241-CX-71, 241-CX-TK-71, 241-CX Neutralization Tank, Strontium Hot Semi-works                       | Neutralization Tank |  |
| 241-CX-72**  | 241-CX-72, 241-CX-TK-72 Vault and Tank, 241-CX-72 Waste Self Concentrator, Strontium Hot Semi-works | Storage Tank        |  |
| 241-ER-151*  | 241-ER-151, 241-ER-151 Diversion Box  | Diversion Box       |  |
| 241-ER-152*  | 241-ER-152, 241-ER-152 Diversion Box  | Diversion Box       |  |
| 241-ER-311*  | 241-ER-311, 241-ER-311 Catch Tank   | Catch Tank          |  |
| 241-ER-311A  | 241-ER-311A, 241-ER-311A Catch Tank, old 241-ER-311   | Catch Tank          |  |
| 216-S-172    | 216-S-172, 216-S-172 Weir Box and Control Structure, 2904-S-172 Weir, 216-S-172 Control Structure   | Control Structure   |  |
| 240-S-151**  | 240-S-151, 240-S-151 Diversion Box  | Diversion Box       |  |
| 240-S-152**  | 240-S-152, 240-S-152 Diversion Box  | Diversion Box       |  |

**OPERABLE UNIT**      **LEAD REGULATORY AGENCY**  
**Waste Unit Name**      **Waste Unit Aliases**

**Unit Type**      **Status**

**200-IS-1 (continued)**

|              |   |                   |  |
|--------------|---|-------------------|--|
| 240-S-302    | 240-S-302, 240-S-302 Catch Tank   | Catch Tank        |  |
| 276-S-141**  | 276-S-141, 276-S-TK-141, 276-S-306A, 276-S-141 Solvent Storage Tank, Tank 276-141, Hexone Storage Tank, 244-SX-15 | Storage Tank      |  |
| 276-S-142**  | 276-S-142, 276-S-TK-142, 276-S-306B, 276-S-142 Solvent Storage Tank, Tank 276-142, Hexone Storage Tank, 244-SX-15 | Storage Tank      |  |
| 2904-S-160   | 2904-S-160, 2904-S-160 Control Structure, 2904-S-160 Weir   | Control Structure |  |
| 2904-S-170   | 2904-S-170, 2904-S-170 Weir Box, 2904-S-170 Control Structure   | Control Structure |  |
| 2904-S-171   | 2904-S-171, 2904-S-171 Weir Box, 2904-S-171 Control Structure, 216-S-171  | Control Structure |  |
| 241-SX-302   | 241-SX-302, 241-SX-302 Catch Tank, SX-304   | Catch Tank        |  |
| 241-TX-152*  | 241-TX-152, 241-TX-152 Diversion Box  | Diversion Box     |  |
| 241-TX-154*  | 241-TX-154, 241-TX-154 Diversion Box  | Diversion Box     |  |
| 241-TX-155** | 241-TX-155, 241-TX-155 Diversion Box  | Diversion Box     |  |
| 241-TX-302B  | 241-TX-302B, 241-TX-302-B Catch Tank  | Catch Tank        |  |
| 241-TX-302BR | 241-TX-302BR, 241-TX-302BR Catch Tank, 241-TXR-302BR  | Catch Tank        |  |
| 241-TX-302C* | 241-TX-302C, 241-TX-302-C Catch Tank  | Catch Tank        |  |
| 216-TY-201   | 216-TY-201, Supernatant Disposal Flush Tank   | Settling Tank     |  |

**OPERABLE UNIT**  
**Waste Unit Name**

**LEAD REGULATORY AGENCY**  
**Waste Unit Aliases**

**Unit Type**

**Status**

**200-IS-1 (continued)**

|              |   |                           |  |
|--------------|---|---------------------------|--|
| 241-U-151*   | 241-U-151, 241-U-151 Diversion Box  | Diversion Box             |  |
| 241-U-152*   | 241-U-152, 241-U-152 Diversion Box  | Diversion Box             |  |
| 241-UX-154*  | 241-UX-154, 241-UX-154 Diversion Box  | Diversion Box             |  |
| 241-UX-302A* | 241-UX-302A, 241-U-302 Catch Tank, 241-UX-302 Catch Tank, 241-UX-302  | Catch Tank                |  |
| 200-W-7      | 200-W-7, 246-L, 243S-TK-1, 243-S-TK1  | Catch Tank                |  |
| 200-W-16     | 200-W-16, 292-T Underground Tanks   | Storage Tank              |  |
| 200-W-58     | 200-W-58, Z-Plant Diversion Box #1  | Diversion Box             |  |
| 200-W-59     | 200-W-59, Z-Plant Diversion Box #2  | Diversion Box             |  |
| 200-W-84-PL  | 200-W-84, U Plant Process Sewer, 18 Inch Process Sewer  | Process Sewer             |  |
| 200-W-102-PL | 200-W-102-PL, Pipeline from Laundry/Powderhouse to 246-U-14-D#2, 200-W-102  | Radioactive-Process Sewer |  |
| 241-WR VAULT | 241-WR VAULT, 241-WR Vault (Tanks -001 through -009), 241-WR Diversion Station Vault, 244-WR Vault  | Receiving Vault           |  |
| 241-Z**      | 241-Z, 241-Z Treatment and Storage Tanks, 241-Z Tank Farm, 241-Z Treatment and Storage System, 241-Z-D-4, 241-Z-D-5, 241-Z-D-7, 241-Z-D-8, 241-Z Sump, 241-Z Tank Pit | Neutralization Tank       |  |
| HSVP         | HSVP, Hot Semiworks Valve Pit, 201-C Diversion Box, Semiworks Valve Pit   | Valve Pit                 |  |

**OPERABLE UNIT**  
Waste Unit Name

**LEAD REGULATORY AGENCY**  
Waste Unit Aliases

**Unit Type**

**Status**

**200-IS-1 (continued)**

|              |  |                   |                   |
|--------------|--|-------------------|-------------------|
| UPR-200-E-1  | UPR-200-E-1, Waste Line Failure on South Side of 221-B                               | Unplanned Release | Unplanned Release |
| UPR-200-E-3  | UPR-200-E-3, Line leak from 221-B to 241-BX-154, UN-200-E-3                          | Unplanned Release | Unplanned Release |
| UPR-200-E-7  | UPR-200-E-7, UN-200-E-7, Cave-In Near 216-B-9 (241-B-361 Crib)                       | Unplanned Release | Unplanned Release |
| UPR-200-E-42 | UPR-200-E-42, 241-AX-151 Release, UN-200-E-42  | Unplanned Release | Unplanned Release |
| UPR-200-E-44 | UPR-200-E-44, UN-200-E-44, Waste Line Leak South of 221-B                            | Unplanned Release | Unplanned Release |
| UPR-200-E-45 | UPR-200-E-45, UN-200-E-45, Contamination Spread from the 241-B-154 Diversion Box     | Unplanned Release | Unplanned Release |
| UPR-200-E-67 | UPR-200-E-67, UN-216-E-67, Radioactively Contaminated Pipe Encasement, UN-200-E-67   | Unplanned Release | Unplanned Release |
| UPR-200-E-77 | UPR-200-E-77, UN-216-E-5, 241-B-154 Diversion Box Ground Contamination, UN-200-E-77  | Unplanned Release | Unplanned Release |
| UPR-200-E-78 | UPR-200-E-78, UN-216-E-6, 241-BX-155 Diversion Box ground contamination, UN-200-E-78 | Unplanned Release | Unplanned Release |
| UPR-200-E-80 | UPR-200-E-80, UN-216-E-8, 221-B-R-3 Line Break, R-3 Radiation Zone, UN-200-E-80      | Unplanned Release | Unplanned Release |
| UPR-200-E-84 | UPR-200-E-84, 241-ER-151 Catch Tank Leak, UN-200-E-84, UN-216-E-12                   | Unplanned Release | Unplanned Release |

**OPERABLE UNIT**  
**Waste Unit Name**

**LEAD REGULATORY AGENCY**  
**Waste Unit Aliases**

**Unit Type**

**Status**

**200-IS-1 (continued)**

|               |  |                   |  |
|---------------|--|-------------------|--|
| UPR-200-E-85  | UPR-200-E-85, Line Leak at 221-B Stairwell R-13, UN-216-E-13, UPR-200-E-41, UN-200-E-85, UN-200-E-41             | Unplanned Release |  |
| UPR-200-E-87  | UPR-200-E-87, UN-216-E-15, 224-B South Side Plutonium Ground Contamination, UN-200-E-87, 216-E-15                | Unplanned Release |  |
| UPR-200-E-96  | UPR-200-E-96, Ground Contamination SE of PUREX, UN-216-E-24, UN-200-E-96   | Unplanned Release |  |
| UPR-200-E-145 | UPR-200-E-145, W049H Green Soil, VCP Pipeline Leak   | Unplanned Release |  |
| UPR-200-W-2   | UPR-200-W-2, UN-200-W-2, Underground Waste Line Leak   | Unplanned Release |  |
| UPR-200-W-5   | UPR-200-W-5, Overflow at 241-TX-155, UN-200-W-5  | Unplanned Release |  |
| UPR-200-W-6   | UPR-200-W-6, UN-200-W-6, Contamination Spread from 241-U-151 and 152 Diversion Boxes                             | Unplanned Release |  |
| UPR-200-W-28  | UPR-200-W-28, Release from 241-TX-155 Diversion Box, UN-200-W-28   | Unplanned Release |  |
| UPR-200-W-29  | UPR-200-W-29, Transfer Line Leak, UN-200-W-29, UPR-200-W-27, UN-200-W-27, UN-216-W-5, 23rd and Camden Line Break | Unplanned Release |  |
| UPR-200-W-32  | UPR-200-W-32, UNH Transfer Line Break, UN-200-W-32   | Unplanned Release |  |

**OPERABLE UNIT**  
Waste Unit Name

**LEAD REGULATORY AGENCY**  
Waste Unit Aliases

**Unit Type**

**Status**

**200-IS-1 (continued)**

|               |   |                   |                   |
|---------------|---|-------------------|-------------------|
| UPR-200-W-35  | UPR-200-W-35, Ground Contamination Near UNH Process Line, UN-200-W-35, REDOX to224-U UNH Line Leak      | Unplanned Release | Unplanned Release |
| UPR-200-W-38  | UPR-200-W-38, Line Break at 241-TX-302, UPR-200-W-160, UPR-200-W-40, UN-200-W-38, 216-T-30, UN-216-W-36 | Unplanned Release | Unplanned Release |
| UPR-200-W-64  | UPR-200-W-64, Road Contamination, UN-200-W-64   | Unplanned Release | Unplanned Release |
| UPR-200-W-97  | UPR-200-W-97, Transfer Line Leak, UN-216-W-5, UN-200-W-97   | Unplanned Release | Unplanned Release |
| UPR-200-W-98  | UPR-200-W-98, UN-216-W-6, 221-T Waste Line Break at R-19, UN-200-W-98                                   | Unplanned Release | Unplanned Release |
| UPR-200-W-102 | UPR-200-W-102, UN-216-W-12, UN-200-W-102  | Unplanned Release | Unplanned Release |
| UPR-200-W-108 | UPR-200-W-108, Line leak at 216-S-9 Crib, UN-216-W-18, UN-200-W-108                                     | Unplanned Release | Unplanned Release |
| UPR-200-W-109 | UPR-200-W-109, Waste Line Leak near 218-W-9, UN-216-W-19, UN-200-W-109                                  | Unplanned Release | Unplanned Release |
| UPR-200-W-113 | UPR-200-W-113, Soil Contamination East of 241-TX, UN-216-W-23, UN-200-W-113                             | Unplanned Release | Unplanned Release |
| UPR-200-W-114 | UPR-200-W-114, UN-216-W-24, Ground Contamination East of 241-SX Tank Farm, UN-200-W-114                 | Unplanned Release | Unplanned Release |
| UPR-200-W-115 | UPR-200-W-115, UN-216-W-25, Ground Contamination Along Cooper Street                                    | Unplanned Release | Unplanned Release |

**OPERABLE UNIT**  
**Waste Unit Name**

**LEAD REGULATORY AGENCY**  
**Waste Unit Aliases**

**Unit Type**

**Status**

**200-IS-1 (continued)**

|                 |   |                   |  |
|-----------------|---|-------------------|--|
| UPR-200-W-130   | UPR-200-W-130, Line Leak at 231-W-151 Sump,<br>UN-200-W-130                 | Unplanned Release |  |
| UPR-200-W-131   | UPR-200-W-131, Release from 241-TX-155                                      | Unplanned Release |  |
| UPR-200-W-135   | UPR-200-W-135, Release from 241-TX-155,<br>UN-200-2-135                     | Unplanned Release |  |
| UPR-200-W-161   | UPR-200-W-161, UN-216-W-35, UN-200-W-161                                    | Unplanned Release |  |
| UPR-200-W-164   | UPR-200-W-164, Overhead UNH Line Leak,<br>UN-216-W-29                       | Unplanned Release |  |
| UPR-200-W-167   | UPR-200-W-167, Contamination Migration from<br>241-TY, UN-216-W-32          | Unplanned Release |  |
| UPR-600-20      | UPR-600-20, UN-216-E-41, Cross-Country Transfer<br>Line                     | Unplanned Release |  |
| <b>200-LW-1</b> | <b>Ecology</b>  | <b>RPP</b>        |  |
| 216-T-27        | 216-T-27, 216-TY-2 Cavern, 216-TY-2 Crib,<br>216-TX-2 Cavern, 216-TX-2 Crib | Crib              |  |
| 216-T-28        | 216-T-28, 216-TY-3 Cavern, 216-TY-3 Crib,<br>216-TX-3 Cavern, 216-TX-3 Crib | Crib              |  |
| 216-T-34        | 216-T-34  | Crib              |  |
| 216-T-35        | 216-T-35  | Crib              |  |
| <b>200-LW-2</b> | <b>Ecology</b>  | <b>RPP</b>        |  |
| 216-A-15        | 216-A-15, Miscellaneous Stream #461   | French Drain      |  |

**OPERABLE UNIT**  
**Waste Unit Name**

**LEAD REGULATORY AGENCY**  
**Waste Unit Aliases**

**Unit Type**

**Status**

**200-LW-2 (continued)**

|                 |  |                              |  |
|-----------------|--|------------------------------|--|
| 216-B-6         | 216-B-6, 222-B-110 Reverse Well, 216-B-6 Dry Well,<br>216-B-6 Crib, 222-B-110 Dry Well             | Injection/Reverse Well       |  |
| 216-B-10A       | 216-B-10A, 222-B-1 Crib, 216-B-10 Crib, 292-B  | Crib                         |  |
| 216-B-10B       | 216-B-10B, 222-B-2 Crib, 216-B-10 Crib   | Crib                         |  |
| 216-S-20        | 216-S-20, 216-SL-1&2 Crib, 216-SL-2  | Crib                         |  |
| 216-T-2         | 216-T-2, 222-T-110 Dry Well, 222-T Reverse Well  | Injection/Reverse Well       |  |
| 216-T-8         | 216-T-8, 222-T-1 & 2 Cribs   | Crib                         |  |
| 216-Z-7         | 216-Z-7, 231-W Crib, 231-W Trench, 216-Z-6   | Crib                         |  |
| 216-Z-16        | 216-Z-16   | Crib                         |  |
| 216-Z-17        | 216-Z-17, 216-Z-17 Ditch   | Trench                       |  |
| <b>200-MG-1</b> | <b>Ecology</b>   | <b>RPP</b>                   |  |
| 200-CP          | 200-CP, 200-Area Construction Pit, 200-Area<br>Construction Waste Site, Hanford Site Gravel Pit 29 | Depression/Pit (nonspecific) |  |
| 216-A-1         | 216-A-1, 216-A-1 Cavern, 216-A-1 Trench  | Crib                         |  |
| 216-A-3         | 216-A-3, 216-A-3 Cavern, 216-A-3 Crib  | Crib                         |  |
| 216-A-9         | 216-A-9, 216-A-9 Crib  | Crib                         |  |
| 216-A-18        | 216-A-18, 216-A-18 Excavation, 216-A-18 Grave,<br>216-A-18 Sump, 216-A-18 Crib                     | Trench                       |  |



**OPERABLE UNIT** LEAD REGULATORY AGENCY  
**Waste Unit Name** Waste Unit Aliases

**Unit Type** **Status**

**200-MG-1 (continued)**

|             |  |                 |  |
|-------------|--|-----------------|--|
| 216-A-20    | 216-A-20, 216-A-20 Test Hole, 216-A-20 Grave,<br>216-A-20 Sump, 216-A-20 Crib  | Trench          |  |
| 216-A-28    | 216-A-28, 216-A-28 French Drain, 216-A-28 Crib                                 | Crib            |  |
| 216-A-34    | 216-A-34, 216-A-34 Ditch, 216-A-34 Crib  | Ditch           |  |
| 216-A-40    | 216-A-40 Retention Basin, 216-A-39 Crib, 216-A-39<br>Trench                    | Retention Basin |  |
| 216-A-42    | 216-A-42, 207-AA Retention Basin, 216-A-42 Trench,<br>216-A-42 Retention Basin | Retention Basin |  |
| 207-B       | 207-B, B-Plant Retention Basin, 207-B Retention<br>Basin                       | Retention Basin |  |
| 216-B-2-1   | 216-B-2-1, 216-B-1, B Swamp Ditch, 216-B-2, B<br>Ditch, 216-B-2W               | Ditch           |  |
| 216-B-2-2   | 216-B-2-2, 216-B-2-2W, 216-B-1 Ditch   | Ditch           |  |
| 216-B-2-3   | 216-B-2-3, B Pond Ditch, B Swamp Ditch,<br>216-B-2-2E                          | Ditch           |  |
| 216-B-3-1   | 216-B-3-1, B Swamp Ditch, 216-B-2, 216-B-3 Ditch,<br>216-B-2E                  | Ditch           |  |
| 216-B-3-2   | 216-B-3-2, 216-B Ditch, 216-B-1 Ditch, B Swamp<br>Ditch, 216-B-2-2E            | Ditch           |  |
| 216-B-3-3** | 216-B-3-3, B Swamp Ditch, 216-B-3-3 Ditch                                      | Ditch           |  |
| 216-B-59    | 216-B-59, 216-B-58 Trench, 216-B-58 Ditch                                      | Trench          |  |

**OPERABLE UNIT**      **LEAD REGULATORY AGENCY**  
**Waste Unit Name**      **Waste Unit Aliases**

**Unit Type**      **Status**

**200-MG-1 (continued)**

|           |  |                   |  |
|-----------|--|-------------------|--|
| 216-B-59B | 216-B-59B, 216-B-59 Retention Basin  | Retention Basin   |  |
| 216-C-3   | 216-C-3, 201-C Leaching Pit, 216-C-3 Crib  | Crib              |  |
| 216-C-5   | 216-C-5, 216-C-5 Crib  | Crib              |  |
| 216-C-6   | 216-C-6, 241-CX Crib   | Crib              |  |
| 216-C-7   | 216-C-7, 216-C-7 Crib  | Crib              |  |
| 216-C-9   | 216-C-9, 216-C-7 Swamp, Former 221-C Canyon Excavation, 216-C-9 Swamp, Semi-Works Swamp, 216-C-9 C Canyon Excavation Semiworks Swamp | Pond              |  |
| 216-C-10  | 216-C-10, 216-C-10 Crib  | Crib              |  |
| 291-C-1   | 291-C-1, 291-C-1 Stack, 291-C Stack Burial Trench  | Burial Ground     |  |
| 200-E-BP  | 200-E-BP, 200-E Burning Pit, 200 East Burn Pit   | Burn Pit          |  |
| 200-E-PD* | 200-E-PD 200-E Powerhouse Ditch, 200 East Powerhouse Pond  | Ditch             |  |
| 200-E-1   | 200-E-1, 284-E Landfill  | Dumping Area      |  |
| 200-E-2   | 200-E-2, Soil Stains at the 2101-M-SW Parking Lot, MO-234 parking Lot  | Unplanned Release |  |
| 200-E-6   | 200-E-6, Septic Tank, Sanitary Sewer Repair and Replacement 2607-E4  | Septic Tank       |  |
| 200-E-7   | 200-E-7, 2607-EO Septic Tank & Tile Field  | Septic Tank       |  |

**OPERABLE UNIT**  
Waste Unit Name

**LEAD REGULATORY AGENCY**  
Waste Unit Aliases

**Unit Type**

**Status**

**200-MG-1 (continued)**

|           |   |                              |  |
|-----------|---|------------------------------|--|
| 200-E-13  | 200-E-13, Rubble Piles from RCRA-General Inspection #200EFY95 Item #7   | Dumping Area                 |  |
| 200-E-26  | 200-E-26, Heavy Equipment Storage Area, Diesel Fuel Contaminated Soil   | Unplanned Release            |  |
| 200-E-29  | 200-E-29, Unplanned Release From 241-ER-152 Diversion Box   | Unplanned Release            |  |
| 200-E-43  | 200-E-43, Tank Car Storage Area, Regulated Equipment Storage Area, TC-4 Spur Tank Car Storage Area                | Storage                      |  |
| 200-E-46  | 200-E-46, RCRA Permit General Inspection #200EFY96 Item #3  | Dumping Area                 |  |
| 200-E-53  | 200-E-53, Contaminated Zone Adjacent to 218-E-12B and 218-E-8, Overground Storage Area, Above Ground Storage Area | Unplanned Release            |  |
| 200-E-58  | 200-E-58, 216-A-5 Neutralization Tank, Tank A5, IMUST, Inactive Miscellaneous Underground Storage Tank            | Neutralization Tank          |  |
| 200-E-101 | 200-E-101, 200-East Deep Lysimeter Site   | Depression/Pit (nonspecific) |  |
| 200-E-103 | 200-E-103, Radiologically Controlled Area—South Side of PUREX, PUREX Stabilized Area                              | Unplanned Release            |  |
| 200-E-107 | 200-E-107, Contamination Area East of PUREX, PUREX E-Field  | Unplanned Release            |  |

**OPERABLE UNIT**  
**Waste Unit Name**

**LEAD REGULATORY AGENCY**  
**Waste Unit Aliases**

**Unit Type**

**Status**

**200-MG-1 (continued)**

|           |  |                   |  |
|-----------|--|-------------------|--|
| 200-E-109 | 200-E-109, Contaminated Tumbleweed Accumulation; Contamination Spread in Northeast Corner of 200 East Area | Unplanned Release |  |
| 200-E-110 | 200-E-110, Contaminated Tumbleweed Dump Site   | Dumping Area      |  |
| 200-E-115 | 200-E-115; Contamination Area East of 241-C Tank Farm  | Unplanned Release |  |
| 200-E-117 | 200-E-117, Contamination Zone South of B Plant   | Unplanned Release |  |
| 200-E-121 | 200-E-121, Soil Contamination Area East and West of Baltimore Avenue                                       | Unplanned Release |  |
| 200-E-123 | 200-E-123, Contamination Area South of 216-B-2 Stabilized Ditches.   | Unplanned Release |  |
| 200-E-124 | 200-E-124, URM on East Side of 275-EA  | Unplanned Release |  |
| 200-E-125 | 200-E-125, Contamination Area Northwest of 244-AR Building.  | Unplanned Release |  |
| 200-E-128 | 200-E-128, Radioactive Contamination "Hot Spot" Under Gravel Road  | Unplanned Release |  |
| 200-E-129 | 200-E-129, Stabilized Area on East Side of B Plant Railroad Cut  | Unplanned Release |  |
| 200-E-130 | 200-E-130, Stabilized Area on West Side of B Plant Chemical Spur   | Unplanned Release |  |
| 200-E-139 | 200-E-139, Contamination Area North of C Farm  | Unplanned Release |  |

**OPERABLE UNIT**      **LEAD REGULATORY AGENCY**  
**Waste Unit Name**      **Waste Unit Aliases**

**Unit Type**      **Status**

**200-MG-1 (continued)**

|              |   |                     |  |
|--------------|---|---------------------|--|
| 209-E-WS-3   | 209-E-WS-3, Critical Mass Laboratory Valve Pit and Hold Up Tank (209-E-TK-111), IMUST, Inactive Miscellaneous Underground Storage Tank (See Subsites) | Valve Pit           |  |
| 209-E-WS-3:1 | 209-E-WS-3:1, 209-E-TK-111 Hold Up Tank   |                     |  |
| 218-E-7      | 218-E-7, 200 East-222-B Vaults  | Burial Ground       |  |
| 270-E-1      | 270-E-1, 270 E-CNT, 270 E-Condensate Neutralization Tank, 216-ER-1, IMUST, Inactive Miscellaneous Underground Storage Tank                            | Neutralization Tank |  |
| 2607-E1*     | 2607-E1   | Septic Tank         |  |
| 2607-E3      | 2607-E3, 2607-E3 Septic Tank and Drainfield, 2607-E3 Septic System, TFS of 218-E-4, Tile Field South of 218-E-4                                       | Septic Tank         |  |
| 2607-E4      | 2607-E4, 2607-E4 Septic Tank and Tile Field   | Septic Tank         |  |
| 2607-E5*     | 2607-E5   | Septic Tank         |  |
| 2607-E6*     | 2607-E6   | Septic Tank         |  |
| 2607-E7A*    | 2607-E7A, 2607-E7   | Septic Tank         |  |
| 2607-E7B*    | 2607-E7B, 2607-E7B Septic System, 2607-E7   | Septic Tank         |  |
| 2607-E9      | 2607-E9, 242B/BI Septic Tank and Drain Field, 2607-E9 Septic System   | Septic Tank         |  |
| 2607-E12*    | 2607-E12, 2607-E12 Septic System  | Septic Tank         |  |

**OPERABLE UNIT**  
**Waste Unit Name**

**LEAD REGULATORY AGENCY**  
**Waste Unit Aliases**

**Status**

**Unit Type**

**200-MG-1 (continued)**

|           |   |                 |  |
|-----------|---|-----------------|--|
| 2607-EA*  | 2607-EA, 2607-EA-Septic Tank and Drywell  | Septic Tank     |  |
| 2607-EE   | 2607-EE, 2607-EE-Septic System  | Septic Tank     |  |
| 216-S-4   | 216-S-4, 216-S-7, 216-S-4 Sump or Crib, UN 216-W-1  | French Drain    |  |
| 216-S-8   | 216-S-8, Cold Aqueous Trench, Cold Aqueous Crib,<br>216-S-3, Unirradiated Uranium Waste Trench, Cold<br>Aqueous Grave | Trench          |  |
| 216-S-16D | 216-S-16D, 202-S-Swamp (New) and Ditch, 202-S<br>Swamp #1, REDOX Pond #2, 216-S-24 Ditch                              | Ditch           |  |
| 216-S-19  | 216-S-19, 222-S-Lab-Swamp, 216-SL-1, REDOX-Lab<br>Swamp, 216-S-19 Pond  | Pond            |  |
| 216-S-22  | 216-S-22, 216-S-22-Crib   | Crib            |  |
| 216-S-26  | 216-S-26, 216-S-19 Replacement Facility, 216-S-26<br>Crib   | Crib            |  |
| 207-SL*   | 207-SL, 222-S-Retention Basin, REDOX Lab<br>Retention Basin, 207-SL Retention Basin                                   | Retention Basin |  |
| 216-T-4A  | 216-T-4A, 216-T-4 Swamp, 216-T-4-1 (P), 216-T-4-1<br>Pond   | Pond            |  |
| 216-T-20  | 216-T-20, 216-TX-2, 216-T-20 Crib, 241-TX-155<br>Contaminated Acid Grave  | Trench          |  |
| 200-W-ADB | 200-W-ADB, 200-W-Ash-Disposal Basin   | Coal Ash Pit    |  |
| 200-W-BP* | 200-W-BP, 200-W-Burning Pit, Pit-34   | Burn Pit        |  |

**OPERABLE UNIT**      **LEAD REGULATORY AGENCY**  
**Waste Unit Name**      **Waste Unit Aliases**

**Unit Type**      **Status**

**200-MG-1 (continued)**

|          |   |                   |  |
|----------|---|-------------------|--|
| 200-W-1  | 200-W-1, REDOX Mud Pit West   | Mud Pit           |  |
| 200-W-2  | 200-W-2, REDOX Berms West   | Spills Pile/Berm  |  |
| 200-W-3  | 200-W-3, 2713-W North Parking Lot, 220-W-1                                    | Dumping Area      |  |
| 200-W-6  | 200-W-6, 200-W Painter Shop paint solvent disposal area                       | Dumping Area      |  |
| 200-W-11 | 200-W-11, Concrete Foundation South of 241-S, S-Farm Foundation and Dump Site | Dumping Area      |  |
| 200-W-12 | 200-W-12, 201-W Soil Mound and Plastic Pipe                                   | Dumping Area      |  |
| 200-W-14 | 200-W-14, 200-West Heavy Equipment Storage Area                               | Dumping Area      |  |
| 200-W-21 | 200-W-21, 204-T Unloading Station, T-Plant Waste Railcar Unloading Facility   | Pump Station      |  |
| 200-W-22 | 200-W-22, 203-S/204-S/205-S Stabilized Area                                   | Unplanned Release |  |
| 200-W-33 | 200-W-33, Solid Waste Dumping Area, Debris near 609-gate                      | Dumping Area      |  |
| 200-W-51 | 200-W-51, Septic Tank (Abandoned)   | Septic Tank       |  |
| 200-W-53 | 200-W-53, UPR-200-W-166, UN-216-W-31  | Unplanned Release |  |
| 200-W-54 | 200-W-54, Contamination Migration from 241-SX Tank Farm                       | Unplanned Release |  |
| 200-W-55 | 200-W-55, Dumping Area North of 231-Z   | Dumping Area      |  |
| 200-W-63 | 200-W-63, Contaminated Concrete Pad   | Unplanned Release |  |

**OPERABLE UNIT**  
**Waste Unit Name**

**LEAD REGULATORY AGENCY**  
**Waste Unit Aliases**

**Unit Type**

**Status**

**200-MG-1 (continued)**

|           |  |                   |  |
|-----------|--|-------------------|--|
| 200-W-64  | 200-W-64, 2724-W Contaminated Laundry Facility Building Foundation                                     | Foundation        |  |
| 200-W-67  | 200-W-67, Contaminated Soil at the Corner of Cooper and 16th Street                                    | Unplanned Release |  |
| 200-W-75  | 200-W-75, Radiological Logging System (RLS) Calibration Silos  | Site              |  |
| 200-W-80  | 200-W-80; Mound of Contaminated Soil Southwest of T-Plant  | Spoils Pile/Berm  |  |
| 200-W-81  | 200-W-81; Contaminated Tumbleweed Fragments Along Railroad Track East of 218-W-3AE                     | Unplanned Release |  |
| 200-W-82  | 200-W-82, Risers East of 216-TY-201 and 216-T-26; 216-T-27, and 216-T-28 Cribs, Crib Unloading Station | Product Piping    |  |
| 200-W-83  | 200-W-83, Contamination Area North of 2727W  | Unplanned Release |  |
| 200-W-86  | 200-W-86, Contamination Area Around Light Pole   | Unplanned Release |  |
| 200-W-90  | 200-W-90, Underground Radioactive Material Areas posted along 23rd Street in 200 West Area             | Unplanned Release |  |
| 200-W-92  | 200-W-92, Contaminated Mound of Soil and Debris; Soil Mound West of 241-TY Tank Farm                   | Dumping Area      |  |
| 200-W-101 | 200-W-101, Contaminated Material West of 216-S-12 Crib   | Dumping Area      |  |
| 200-W-106 | 200-W-106, Soil Contamination Area Adjacent to 200-W-55  | Unplanned Release |  |



**OPERABLE UNIT**      **LEAD REGULATORY AGENCY**  
**Waste Unit Name**      **Waste Unit Aliases**

**Unit Type**      **Status**

**200-MG-1 (continued)**

|             |   |                 |  |
|-------------|---|-----------------|--|
| 218-W-7     | 218-W-7, 222-S Vault  | Burial Ground   |  |
| 218-W-8     | 218-W-8, 222-T Vault  | Burial Ground   |  |
| 218-W-9     | 218-W-9, Dry Waste Burial Ground No. 9, Non-TRU Dry Waste No. 009   | Burial Ground   |  |
| 231-W-151   | 231-W-151, 231-W-151 Vault, 231-W-151-001 (Tank), 231-W-151-002 (Tank), 231-W-151 Sump, 231-Z-151 Sump, IMUST, Inactive Miscellaneous Underground Storage Tank (See Subsites) | Receiving Vault |  |
| 231-W-151:1 | 231-W-151:1, 231-W-151-001  |                 |  |
| 231-W-151:2 | 231-W-151:2, 231-W-151-002  |                 |  |
| 2607-W1*    | 2607-W1   | Septic Tank     |  |
| 2607-W3     | 2607-W3   | Septic Tank     |  |
| 2607-W4     | 2607-W4, T Plant Septic Tank and Drain Field  | Septic Tank     |  |
| 2607-W6*    | 2607-W6   | Septic Tank     |  |
| 2607-W8     | 2607-W8   | Septic Tank     |  |
| 2607-W9     | 2607-W9, 2707-SX Septic Tank  | Septic Tank     |  |
| 2607-WC*    | 2607-WC, 2607-WC Septic System  | Septic Tank     |  |
| 2607-WL     | 2607-WL, 2607-WL Septic System  | Septic Tank     |  |
| 2607-WZ     | 2607-WZ   | Septic Tank     |  |

**OPERABLE UNIT**  
**Waste Unit Name**

**LEAD REGULATORY AGENCY**  
**Waste Unit Aliases**

**Unit Type**

**Status**

**200-MG-1 (continued)**

|         |   |                   |  |
|---------|---|-------------------|--|
| 216-Z-4 | 216-Z-4, 231-W-3 Pit, 231-W-3 Sump, 231-W-3 Crib, 216-Z-3, 216-Z-4 Crib         | Trench            |  |
| 216-Z-6 | 216-Z-6, 231-W-4 Crib, 231-Z-6, 216-W-4, 231-W Crib, 216-Z-4, 216-Z-6 & 6A Crib | Crib              |  |
| 2607-Z  | 2607-Z  | Septic Tank       |  |
| 2607-Z1 | 2607-Z1, Septic Tank and Drainfield   | Septic Tank       |  |
| 600-OCL | 600-OCL, 600 Area-Original Central Landfill, Original CLF                       | Sanitary Landfill |  |
| 600-36  | 600-36, Ethel Railroad Siding (Burn Pit)  | Burn Pit          |  |
| 600-37  | 600-37, Browns Wells, Johnson's Wells   | French Drain      |  |
| 600-38  | 600-38, Railroad Siding Susie, 600-25, Susie Junction                           | Dumping Area      |  |
| 600-40  | 600-40, West of West Lake Dumping Area  | Dumping Area      |  |
| 600-51  | 600-51, Chemical Dump, Pile of White Powder                                     | Dumping Area      |  |
| 600-65  | 600-65, 607 Batch Plant Drum Site   | Dumping Area      |  |
| 600-66  | 600-66, 607 Batch Plant Orphan Drums  | Dumping Area      |  |
| 600-70  | 600-70, Solid Waste Management Unit (SWMU) #2- Miscellaneous Solid Waste        | Dumping Area      |  |
| 600-71  | 600-71, 607 Batch Plant Burn Pit  | Burn Pit          |  |
| 600-218 | 600-218, H-61 H Aircraft Artillery Site Dumping Area                            | Dumping Area      |  |

**OPERABLE UNIT**      **LEAD REGULATORY AGENCY**  
**Waste Unit Name**      **Waste Unit Aliases**

**Unit Type**      **Status**

**200-MG-1 (continued)**

|              |   |                   |  |
|--------------|---|-------------------|--|
| 600-220      | 600-220, H-51 Anti-Aircraft Artillery Site Dumping Area                       | Dumping Area      |  |
| 600-222      | 600-222, H-60 Gun Site  | Military Compound |  |
| 600-226      | 600-226, Gun Site H-42 Dumping Area   | Dumping Area      |  |
| 600-228      | 600-228, H-40 Gun Site Dumping Area   | Dumping Area      |  |
| 600-262      | 600-262, West Lake Test Crib  | Crib              |  |
| 600-275      | 600-275, 218-W-14, Igloo Site, Army Ammo Site, Regulated Storage Area         | Foundation        |  |
| 600-281      | 600-281, Scattered Debris South of Army Loop Road                             | Dumping Area      |  |
| CTFN-2703-E  | CTFN-2703-E, Chemical File Field North of 2703-E                              | Drain/File Field  |  |
| OCSA         | OCSA, Old Central Shop Area, Central Shop Area                                | Foundation        |  |
| UPR-200-E-2  | UPR-200-E-2, UN-200-E-2, Spotty Contamination Around the B and T Plant Stacks | Unplanned Release |  |
| UPR-200-E-10 | UPR-200-E-10, Contaminated Purex Railroad Spur, UN-200-E-10                   | Unplanned Release |  |
| UPR-200-E-11 | UPR-200-E-11, Railroad Track Contamination Spread, UN-200-E-11                | Unplanned Release |  |
| UPR-200-E-12 | UPR-200-E-12, Contaminated Purex Railroad Spur, UN-200-E-12                   | Unplanned Release |  |
| UPR-200-E-20 | UPR-200-E-20, Contaminated Purex Railroad Spur, UN-200-E-20                   | Unplanned Release |  |

**OPERABLE UNIT**  
**Waste Unit Name**

**LEAD REGULATORY AGENCY**  
**Waste Unit Aliases**

**Unit Type**

**Status**

**200-MG-1 (continued)**

|              |  |                   |  |
|--------------|--|-------------------|--|
| UPR-200-E-28 | UPR-200-E-28, Contamination Release Inside the PUREX Exclusion Area, UN-200-E-28       | Unplanned Release |  |
| UPR-200-E-33 | UPR-200-E-33, Contaminated Purex Railroad tracks, UN-200-E-33                          | Unplanned Release |  |
| UPR-200-E-35 | UPR-200-E-35, Buried Contaminated Pipe, UN-218-E-1, 218-E-13                           | Unplanned Release |  |
| UPR-200-E-37 | UPR-200-E-37, Contamination East of Hot Semi-Works, UN-200-E-37, UN-216-E-37           | Unplanned Release |  |
| UPR-200-E-39 | UPR-200-E-39, Release from 216-A-36B Crib Sampler (295-A), UN-200-E-39                 | Unplanned Release |  |
| UPR-200-E-43 | UPR-200-E-43, Road Contamination near 241-BY Tank Farm, UN-200-E-43                    | Unplanned Release |  |
| UPR-200-E-50 | UPR-200-E-50, Soil Contamination at the Overground Equipment Storage Yard, UN-200-E-50 | Unplanned Release |  |
| UPR-200-E-52 | UPR-200-E-52, UN-200-E-52, Contamination Spread Outside the North Side of 221-B        | Unplanned Release |  |
| UPR-200-E-54 | UPR-200-E-54, UN-200-E-54, Contamination Outside 225-B Doorway                         | Unplanned Release |  |
| UPR-200-E-55 | UPR-200-E-55, UN-200-E-55, Contamination Spread South of B Plant                       | Unplanned Release |  |
| UPR-200-E-62 | UPR-200-E-62, Transportation Spill near 200-E Burning Ground, UN-216-E-62, UN-200-E-62 | Unplanned Release |  |

**OPERABLE UNIT**  
**Waste Unit Name**

**LEAD REGULATORY AGENCY**  
**Waste Unit Aliases**

**Unit Type**

**Status**

**200-MG-1 (continued)**

|               |  |                   |                   |
|---------------|--|-------------------|-------------------|
| UPR-200-E-64  | UPR-200-E-64, Radioactive Soil and Ant Hills;<br>UN-200-E-64, UN-216-E-36  | Unplanned Release | Unplanned Release |
| UPR-200-E-66  | UPR-200-E-66, 216-A-42 Basin Contamination<br>Release, UN-216-E-66, UN-200-E-66  | Unplanned Release | Unplanned Release |
| UPR-200-E-69  | UPR-200-E-69, UN-216-E-69, Railroad Car Flush<br>Water Radioactive Spill, UN-200-E-69  | Unplanned Release | Unplanned Release |
| UPR-200-E-88  | UPR-200-E-88, TC-4 Spur Contaminated Railroad<br>Track, UN-216-E-88, UN-216-E-16, UN-200-E-88,<br>Ground Contamination Around the Western Purex<br>Railroad Spur | Unplanned Release | Unplanned Release |
| UPR-200-E-89  | UPR-200-E-89, UN-216-E-17, UN-200-E-89,<br>Contamination Migration to the North, East & West of<br>BX-BY Tank Farms  | Unplanned Release | Unplanned Release |
| UPR-200-E-95  | UPR-200-E-95, UN-216-E-23, UN-200-E-95, Ground<br>Contamination Around RR Spur Between 218-E-2A<br>and 218-E-2   | Unplanned Release | Unplanned Release |
| UPR-200-E-98  | UPR-200-E-98, UN-216-E-26, Ground Contamination<br>East of C Plant (Hot Semi Works), UN-200-E-98   | Unplanned Release | Unplanned Release |
| UPR-200-E-101 | UPR-200-E-101, UN-216-E-30, UN-216-E-101,<br>UN-200-E-101, Radioactive Spill Near 242-B<br>Evaporator  | Unplanned Release | Unplanned Release |
| UPR-200-E-112 | UPR-200-E-112, UN-200-E-112, Contaminated<br>Railroad Track from B Plant to the Burial Ground  | Unplanned Release | Unplanned Release |
| UPR-200-E-143 | UPR-200-E-143, Contamination Adjacent to 244-A<br>Lift Station, UN-216-E-43  | Unplanned Release | Unplanned Release |

**OPERABLE UNIT**  
Waste Unit Name

**LEAD REGULATORY AGENCY**  
Waste Unit Aliases

**Unit Type**

**Status**

**200-MG-1 (continued)**

|              |   |                   |                   |
|--------------|---|-------------------|-------------------|
| UPR-200-W-3  | UPR-200-W-3, Railroad Contamination, UN-200-W-3   | Unplanned Release | Unplanned Release |
| UPR-200-W-4  | UPR-200-W-4, Railroad Contamination, UN-200-W-4   | Unplanned Release | Unplanned Release |
| UPR-200-W-23 | UPR-200-W-23, Waste Box Fire at 234-5Z,<br>UN-200-W-23                                    | Unplanned Release | Unplanned Release |
| UPR-200-W-39 | UPR-200-W-39, UN-200-W-39, 224-U Buried<br>Contamination Trench                           | Unplanned Release | Unplanned Release |
| UPR-200-W-41 | UPR-200-W-41, Railroad Contamination,<br>UN-200-W-41, REDOX Railroad Cut Contamination    | Unplanned Release | Unplanned Release |
| UPR-200-W-43 | UPR-200-W-43, Contaminated Blacktop East of<br>233-S, UN-200-W-43                         | Unplanned Release | Unplanned Release |
| UPR-200-W-44 | UPR-200-W-44, Railroad Track Contamination,<br>UN-200-W-44                                | Unplanned Release | Unplanned Release |
| UPR-200-W-46 | UPR-200-W-46, Contaminated Railroad Track, H-2<br>Centrifuge Burial, UN-200-W-46          | Unplanned Release | Unplanned Release |
| UPR-200-W-51 | UPR-200-W-51, Release from 241-S Diversion Box,<br>UN-200-W-51, UPR-200-W-52              | Unplanned Release | Unplanned Release |
| UPR-200-W-56 | UPR-200-W-56, Contamination at the REDOX<br>Column Carrier Trench, UN-200-W-56            | Unplanned Release | Unplanned Release |
| UPR-200-W-57 | UPR-200-W-57, UPR-200-E-120 (error in area number<br>assignment), UN-200-W-57, 233-S Fire | Unplanned Release | Unplanned Release |
| UPR-200-W-58 | UPR-200-W-58, Railroad Track Contamination,<br>UN-200-W-58                                | Unplanned Release | Unplanned Release |

**OPERABLE UNIT**  
**Waste Unit Name**

**LEAD REGULATORY AGENCY**  
**Waste Unit Aliases**

**Unit Type**

**Status**

**200-MG-1 (continued)**

|               |  |                   |                   |
|---------------|--|-------------------|-------------------|
| UPR-200-W-61  | UPR-200-W-61, REDOX Ground Contamination;<br>UN-200-W-61                                 | Unplanned Release | Unplanned Release |
| UPR-200-W-63  | UPR-200-W-63, Road Contamination along the South<br>Shoulder of 23rd Street; UN-200-W-63 | Unplanned Release | Unplanned Release |
| UPR-200-W-65  | UPR-200-W-65, Contamination in the T-Plant<br>Railroad Cut; UN-200-W-65                  | Unplanned Release | Unplanned Release |
| UPR-200-W-67  | UPR-200-W-67, Contamination near 2706-T;<br>UN-200-W-67                                  | Unplanned Release | Unplanned Release |
| UPR-200-W-70  | UPR-200-W-70, Contamination Found at the 200-West<br>Burning Ground East of Beloit Ave.  | Unplanned Release | Unplanned Release |
| UPR-200-W-71  | UPR-200-W-71, UN-200-W-71, Contamination Spread<br>along 16th Street                     | Unplanned Release | Unplanned Release |
| UPR-200-W-73  | UPR-200-W-73, Contaminated Railroad Track at<br>221-T, UN-200-W-73                       | Unplanned Release | Unplanned Release |
| UPR-200-W-96  | UPR-200-W-96, UN-216-W-4, 233-S Floor Overflow;<br>233-SA Floor Overflow                 | Unplanned Release | Unplanned Release |
| UPR-200-W-101 | UPR-200-W-101, UN-216-W-9, 221-U Acid Spill R-1<br>through R-9, UN-200-W-101             | Unplanned Release | Unplanned Release |
| UPR-200-W-116 | UPR-200-W-116, UN-216-W-26, Ground<br>Contamination North of 202-S, UN-200-W-116         | Unplanned Release | Unplanned Release |
| UPR-200-W-165 | UPR-200-W-165, Contamination Area East of 241-S;<br>UN-216-W-30                          | Unplanned Release | Unplanned Release |
| UPR-600-12    | UPR-600-12, UN-600-12, UNH Spill to Route 4S   | Unplanned Release | Unplanned Release |

**OPERABLE UNIT**      **LEAD REGULATORY AGENCY**  
**Waste Unit Name**      **Waste Unit Aliases**

**Unit Type**      **Status**

**200-MG-1 (continued)**

|                 |   |                   |  |
|-----------------|---|-------------------|--|
| UPR-600-21      | UPR-600-21, Contamination found Northeast of 200 East Area, UN-216-E-31             | Unplanned Release |  |
| <b>200-MG-2</b> | <b>EPA</b>  | <b>GPP</b>        |  |
| 207-A-NORTH     | 207-A-NORTH, 207-A, 207-A Retention Basin, 207-A-NORTH Retention Basin, 207-A North | Retention Basin   |  |
| 216-A-11        | 216-A-11 French Drain, Miscellaneous Stream #465                                    | French Drain      |  |
| 216-A-12        | 216-A-12, Miscellaneous Stream #463   | French Drain      |  |
| 216-A-13        | 216-A-13, 216-A-13-French Drain, Miscellaneous Stream #460                          | French Drain      |  |
| 216-A-14        | 216-A-14, French Drain—Vacuum-Cleaner Filter Pit, Miscellaneous Stream #462         | French Drain      |  |
| 216-A-22        | 216-A-22, 216-A-22-French Drain, 216-A-22-Crib                                      | Crib              |  |
| 216-A-26        | 216-A-26, 216-A-26-French Drain, 216-A-26B, Miscellaneous Stream #464               | French Drain      |  |
| 216-A-26A       | 216-A-26A, 216-A-25-Crib, 216-A-26-French Drain, 291-A-French Drain                 | French Drain      |  |
| 216-A-32        | 216-A-32, 216-A-32-Crib   | Crib              |  |
| 216-A-33        | 216-A-33, 216-A-33-Dry Well, 216-A-26B  | French Drain      |  |
| 216-A-35        | 216-A-35-French Drain, 216-A-35-Dry Well  | French Drain      |  |
| 216-A-38-1      | 216-A-38-1, 216-A-38-Crib (See-Subsites)  | Crib              |  |



**OPERABLE UNIT** LEAD REGULATORY AGENCY  
Waste Unit Name Waste Unit Aliases

Unit Type Status

**200-MG-2 (continued)**

|             |   |                        |  |
|-------------|---|------------------------|--|
| 216-A-41    | 216-A-41, Crib, 291-AR Stack Drain, 296-A-13 Stack Drain  | Crib                   |  |
| 216-B-13    | 216-B-13, 216-B-13 French Drain, 291-B Crib, 216-B-B, 216-B-13 Crib                               | French Drain           |  |
| 216-B-51    | 216-B-51, 216-BY-9 Crib   | French Drain           |  |
| 216-C-4     | 216-C-4, 216-C-4 Crib   | Crib                   |  |
| 2704-C-WS-1 | 2704-C-WS-1, 2704-C French Drain, Gatehouse French Drain  | French Drain           |  |
| 200-E-4     | 200-E-4, Critical Mass Laboratory Dry Well North, 209-E North Dry Well, Miscellaneous Stream #730 | French Drain           |  |
| 200-E-25    | 200-E-25, 272-BB French Drain, Insulation Shop French Drain, Miscellaneous Stream #659            | French Drain           |  |
| 200-E-55    | 200-E-55, Effluent Drain East of 291-B Sand Filter, Miscellaneous Stream #322                     | French Drain           |  |
| 200-E-65    | 200-E-65, 202A Building Steam Condensate, Miscellaneous Stream #466 Injection Well (R)            | Injection/Reverse Well |  |
| 200-E-67    | 200-E-67, 202A Building Steam Condensate, Miscellaneous Stream #494                               | Injection/Reverse Well |  |
| 200-E-68    | 200-E-68, 291A Control House Steam Condensate, Miscellaneous Stream #59, Injection Well (L)       | Injection/Reverse Well |  |
| 200-E-70    | 200-E-70, Line #8801 Steam Condensate, Miscellaneous Stream #64, Injection Well (Q)               | Injection/Reverse Well |  |

**OPERABLE UNIT**  
**Waste Unit Name**

**LEAD REGULATORY AGENCY**  
**Waste Unit Aliases**

**Unit Type**

**Status**

**200-MG-2 (continued)**

|            |  |                        |  |
|------------|--|------------------------|--|
| 200-E-71   | 200-E-71, Line #8801 Steam Condensate; Miscellaneous Stream #63, Injection Well (O)    | Injection/Reverse Well |  |
| 200-E-73   | 200-E-73, Line #8801 Steam Condensate; Miscellaneous Stream #61, Injection Well (M)    | Injection/Reverse Well |  |
| 200-E-74   | 200-E-74, Line #8801 Steam Condensate; Miscellaneous Stream #62, Injection Well (N)    | Injection/Reverse Well |  |
| 200-E-77   | 200-E-77, Line #8801 Steam Condensate; Miscellaneous Stream #65, Injection Well (S)    | Injection/Reverse Well |  |
| 200-E-79   | 200-E-79, Line #8801 Steam Condensate; Miscellaneous Stream #66, Injection Well (T)    | Injection/Reverse Well |  |
| 200-E-84   | 200-E-84, 202A Building Steam Condensate; Miscellaneous Stream #58, Injection Well (C) | Injection/Reverse Well |  |
| 200-E-WS-2 | 200-E-WS-2, Critical Mass Lab French Drain   | French Drain           |  |
| 207-S      | 207-S, REDOX Retention Basin, 207-S Retention Basin                                    | Retention Basin        |  |
| 216-S-12   | 216-S-12, UPR-200-W-30, 201-S Stack Wash Sump, REDOX Stack Flush Trench                | Trench                 |  |
| 216-S-18   | 216-S-18, 241-SX Steam Cleaning Pit, 216-S-14 Steam Cleaning Pit                       | Trench                 |  |
| 216-S-25   | 216-S-25, 216-S-25 Crib  | Crib                   |  |
| 216-SX-2   | 216-SX-2, 216-SX-2 Crib  | Crib                   |  |

**OPERABLE UNIT**      **LEAD REGULATORY AGENCY**  
**Waste Unit Name**      **Waste Unit Aliases**

**Unit Type**      **Status**

**200-MG-2 (continued)**

|            |   |                 |  |
|------------|---|-----------------|--|
| 207-T      | 207-T, T Plant Retention Basin, 207-T, 207-T Retention Basin  | Retention Basin |  |
| 216-T-1    | 216-T-1, 221-T Ditch, 221-T Trench, 216-T-1 Trench  | Ditch           |  |
| 216-T-4-1D | 216-T-4-1D, 216-T-4 Ditch, 216-T-4 Swamp  | Ditch           |  |
| 216-T-4-2  | 216-T-4-2, 216-T-4-2 Ditch  | Ditch           |  |
| 216-T-9    | 216-T-9, Decantamination Trenches, Equipment Decantamination Area   | Trench          |  |
| 216-T-10   | 216-T-10, Decantamination Trenches, Equipment Decantamination Area  | Trench          |  |
| 216-T-11   | 216-T-11, Decantamination Trenches, Equipment Decantamination Area  | Trench          |  |
| 216-T-12   | 216-T-12, 207-T Sludge Grave, 207-T Sludge Pit, 216-T-11  | Trench          |  |
| 216-T-13   | 216-T-13, 269-W Regulated Garage, 269-W Decantamination Pit or Trench, 216-T-12, 269-W Regulated Garage Decantamination Pit | Trench          |  |
| 216-T-29   | 216-T-29, 291-T Sand Filter Sewer, 216-T-29 French Drain  | French Drain    |  |
| 216-T-31   | 216-T-31, 216-T-31 French Drain   | French Drain    |  |
| 216-T-33   | 216-T-33, 216-T-33 Crib   | Crib            |  |
| 207-U*     | 207-U, 207-U Retention Basin  | Retention Basin |  |

**OPERABLE UNIT**  
**Waste Unit Name**

**LEAD REGULATORY AGENCY**  
**Waste Unit Aliases**

**Unit Type**

**Status**

**200-MG-2 (continued)**

|           |   |                        |  |
|-----------|---|------------------------|--|
| 216-U-3   | 216-U-3, 216-U-11, 216-U-3 French Drain   | French Drain           |  |
| 216-U-7   | 216-U-7, 221-U Counting Box French Drain, 221-U Vessel Vent Blower Pit French Drain         | French Drain           |  |
| 216-U-13  | 216-U-13, 216-U-13 Cribs, 216-U-13, Vehicle Steam Cleaning Pit                              | Trench                 |  |
| 216-U-14  | 216-U-14, 216-U-14 Ditch, Laundry Ditch   | Ditch                  |  |
| 200-W-107 | 200-W-107, Miscellaneous Stream #685, 222-U Building Stormwater Runoff                      | Injection/Reverse Well |  |
| 200-W-108 | 200-W-108, Miscellaneous Stream #687, 222-U Building Stormwater Runoff                      | Injection/Reverse Well |  |
| 200-W-109 | 200-W-109, Miscellaneous Stream #521, 222-U Building Stormwater Runoff                      | Injection/Reverse Well |  |
| 200-W-111 | 200-W-111, Miscellaneous Stream #394, 222-U Building Stormwater Runoff                      | Injection/Reverse Well |  |
| 200-W-118 | 200-W-118, Miscellaneous Stream #141, Steam Condensate MSS-TRP-006                          | Injection/Reverse Well |  |
| 207-Z     | 207-Z, 207-Z Retention Basin, 241-Z Retention Basin, 241-Z-RB                               | Retention Basin        |  |
| 216-Z-13* | 216-Z-13, 234-5 Dry Well #1, 216-Z-13 Dry Well, Miscellaneous Stream #261, 216-Z-13-A and B | French Drain           |  |
| 216-Z-14* | 216-Z-14, 234-5 Dry Well #2, 216-Z-14 Dry Well, Miscellaneous Stream #262, 216-Z-14-A and B | French Drain           |  |

**OPERABLE UNIT**  
**Waste Unit Name**

**LEAD REGULATORY AGENCY**  
**Waste Unit Aliases**

**Unit Type**

**Status**

**200-MG-2 (continued)**

|                 |  |                   |  |
|-----------------|--|-------------------|--|
| 216-Z-15        | 216-Z-15, 234-5 Dry Well #3, 216-Z-15 Dry Well, Miscellaneous Stream #263                                      | French Drain      |  |
| 216-W-LWC       | 216-W-LWC, 216-W-LC, Laundry Waste Crib, 216-W-LWC Crib, 216-W-1   | Crib              |  |
| UPR-200-E-9     | UPR-200-E-9, Liquid Overflow at 216-BY-201, UN-200-E-9   | Unplanned Release |  |
| UPR-200-E-17    | UPR-200-E-17, Overflow at 216-A-22, UN-200-E-17  | Unplanned Release |  |
| UPR-200-W-103   | UPR-200-W-103, 216-Z-18 Line Break, UN-216-W-13, UN-200-W-103, Pipe Line Leak                                  | Unplanned Release |  |
| UPR-200-W-111   | UPR-200-W-111, Sludge French at 207-U, UN-216-W-21   | Unplanned Release |  |
| UPR-200-W-112   | UPR-200-W-112, Sludge French at 207-U, UN-216-W-22   | Unplanned Release |  |
| UPR-200-W-138   | UPR-200-W-138, 221-U Vessel Vent Blower Pit French Drain, UN-216-W-11, UN-200-W-138, UN-200-W-22, UPR-200-W-22 | Unplanned Release |  |
| <b>200-MW-1</b> | <b>EPA</b>   | <b>CPP</b>        |  |
| 216-A-2         | 216-A-2, 216-A-2 Cavern  | Crib              |  |
| 216-A-4         | 216-A-4, 216-A-4 Cavern  | Crib              |  |
| 216-A-21        | 216-A-21   | Crib              |  |
| 216-A-27        | 216-A-27   | Crib              |  |

**OPERABLE UNIT**      **LEAD REGULATORY AGENCY**  
**Waste Unit Name**      **Waste Unit Aliases**

**Unit Type**      **Status**

200-MW-1 (continued)

|                    |  |                                     |  |
|--------------------|--|-------------------------------------|--|
| 216-B-4            | 216-B-4, 216-B-4 French Drain, 216-B-4 Dry Well  | Injection/Reverse Well              |  |
| 216-C-2            | 216-C-2, 291-C Dry Well, 216-C-2 Dry Well  | Injection/Reverse Well              |  |
| 299-E24-111        | 299-E24-111, Experimental Test Well Site   | Injection/Reverse Well              |  |
| 216-Z-21           | 216-Z-21, 216-Z-21 Seepage Basin, PFP Cold Waste Pond  | Pond                                |  |
| 616-WS-1*          | 616-WS-1, 616-NDWSF French Drain   | French Drain                        |  |
| <u>200-OA-1</u>    | <u>FPA</u>   | <u>CPP</u>                          |  |
| <u>216-B-3-1</u>   | <u>216-B-3-1, B Swamp Ditch, 216-B-2, 216-B-3 Ditch, 216-B-2E</u>                                      | <u>Ditch</u>                        |  |
| <u>216-B-3-2</u>   | <u>216-B-3-2, 216-B Ditch, 216-B-1 Ditch, B Swamp Ditch, 216-B-2-2E</u>                                | <u>Ditch</u>                        |  |
| <u>216-B-3-3**</u> | <u>216-B-3-3, B Swamp Ditch, 216-B-3-3 Ditch</u>   | <u>Ditch</u>                        |  |
| <u>200-CP</u>      | <u>200-CP, 200 Area Construction Pit, 200 Area Construction Waste Site, Hanford Site Gravel Pit 29</u> | <u>Depression/Pit (nonspecific)</u> |  |
| <u>200-E-1</u>     | <u>200-E-1, 284-E Landfill</u>   | <u>Dumping Area</u>                 |  |
| <u>200-E-2</u>     | <u>200-E-2, Soil Stains at the 2101-M SW Parking Lot, MO-234 parking Lot</u>                           | <u>Unplanned Release</u>            |  |
| <u>200-E-7</u>     | <u>200-E-7, 2607-EO Septic Tank &amp; Tile Field</u>   | <u>Septic Tank</u>                  |  |
| <u>200-E-46</u>    | <u>200-E-46, RCRA Permit General Inspection #200EFY96 Item #3</u>                                      | <u>Dumping Area</u>                 |  |

**OPERABLE UNIT**      **LEAD REGULATORY AGENCY**  
**Waste Unit Name**      **Waste Unit Aliases**

**Unit Type**      **Status**

200-OA-1 (continued)

|                    |   |                                     |  |
|--------------------|---|-------------------------------------|--|
| <u>200-E-101</u>   | <u>200-E-101, 200 East Deep Lysimeter Site</u>  | <u>Depression/Pit (nonspecific)</u> |  |
| <u>200-E-110</u>   | <u>200-E-110, Contaminated Tumbleweed Dump Site</u>   | <u>Dumping Area</u>                 |  |
| <u>2607-E1*</u>    | <u>2607-E1</u>  | <u>Septic Tank</u>                  |  |
| <u>216-N-8</u>     | <u>216-N-8, West Lake, West Pond, 216-N-8 Pond, Honeyhill Pond, Seepage Pond</u>  | <u>Pond</u>                         |  |
| <u>216-S-10D**</u> | <u>216-S-10D, 216-S-10D Ditch, 202 Chemical Sump #1 and Ditch, Chemical Sewer Trench, Open Ditch to the Chemical Sewer Trench, 216-S-10 Ditch</u> | <u>Ditch</u>                        |  |
| <u>216-S-10P**</u> | <u>216-S-10P, 216-S-10P Pond, 202-S Chemical Sump #1 and Ditch, Chemical Sewer Trench</u>   | <u>Pond</u>                         |  |
| <u>216-S-11</u>    | <u>216-S-11, 202-S Chemical Sump #2, Chemical Sewer Trenches, 216-S-11 Swamp</u>  | <u>Pond</u>                         |  |
| <u>216-S-16D</u>   | <u>216-S-16D, 202-S Swamp (New) and Ditch, 202-S Swamp #1, REDOX Pond #2, 216-S-24 Ditch</u>  | <u>Ditch</u>                        |  |
| <u>216-S-19</u>    | <u>216-S-19, 222-S Lab Swamp, 216-SL-1, REDOX Lab Swamp, 216-S-19 Pond</u>  | <u>Pond</u>                         |  |
| <u>216-S-26</u>    | <u>216-S-26, 216-S-19 Replacement Facility, 216-S-26 Crib</u>   | <u>Crib</u>                         |  |
| <u>216-T-1</u>     | <u>216-T-1, 221-T Ditch, 221-T Trench, 216-T-1 Trench</u>   | <u>Ditch</u>                        |  |
| <u>200-W-3</u>     | <u>200-W-3, 2713-W North Parking Lot, 220-W-1</u>   | <u>Dumping Area</u>                 |  |
| <u>200-W-33</u>    | <u>200-W-33, Solid Waste Dumping Area, Debris near 609 gate</u>   | <u>Dumping Area</u>                 |  |

**OPERABLE UNIT**      **LEAD REGULATORY AGENCY**      **Unit Type**      **Status**  
**Waste Unit Name**      **Waste Unit Aliases**

200-OA-1 (continued)

|                     |  |                                  |  |
|---------------------|--|----------------------------------|--|
| <u>200-W-64</u>     | <u>200-W-64, 2724-W Contaminated Laundry Facility Building Foundation</u>          | <u>Foundation</u>                |  |
| <u>200-W-102-PL</u> | <u>200-W-102-PL, Pipeline from Laundry/Powerhouse to 216-U-14 Ditch, 200-W-102</u> | <u>Radioactive Process Sewer</u> |  |
| <u>200-W ADB</u>    | <u>200-W ADB, 200-W Ash Disposal Basin</u>   | <u>Coal Ash Pit</u>              |  |
| <u>200-W BP*</u>    | <u>200-W BP, 200-W Burning Pit, Pit 34</u>   | <u>Burn Pit</u>                  |  |
| <u>216-W-LWC</u>    | <u>216-W-LWC, 216-W-LC, Laundry Waste Crib, 216-W-LWC Crib, 216-W-1</u>            | <u>Crib</u>                      |  |
| <u>218-W-6**</u>    | <u>218-W-6 Burial Ground</u>   | <u>Burial Ground</u>             |  |
| <u>2607-W1*</u>     | <u>2607-W1</u>   | <u>Septic Tank</u>               |  |
| <u>2607-WL</u>      | <u>2607-WL, 2607-WL Septic System</u>  | <u>Septic Tank</u>               |  |
| <u>616-WS-1*</u>    | <u>616-WS-1, 616 NDWSF French Drain</u>  | <u>French Drain</u>              |  |
| <u>600 OCL</u>      | <u>600 OCL, 600 Area Original Central Landfill, Original CLF</u>                   | <u>Sanitary Landfill</u>         |  |
| <u>600-36</u>       | <u>600-36, Ethel Railroad Siding (Burn Pit)</u>                                    | <u>Burn Pit</u>                  |  |
| <u>600-37</u>       | <u>600-37, Browns Wells, Johnson's Wells</u>                                       | <u>French Drain</u>              |  |
| <u>600-38</u>       | <u>600-38, Railroad Siding Susie, 600-25, Susie Junction</u>                       | <u>Dumping Area</u>              |  |
| <u>600-40</u>       | <u>600-40, West of West Lake Dumping Area</u>                                      | <u>Dumping Area</u>              |  |
| <u>600-51</u>       | <u>600-51, Chemical Dump, Pile of White Powder</u>                                 | <u>Dumping Area</u>              |  |



**OPERABLE UNIT**  
**Waste Unit Name**

**LEAD REGULATORY AGENCY**  
**Waste Unit Aliases**

**Unit Type**

**Status**

200-OA-1 (continued)

|                     |  |                          |  |
|---------------------|--|--------------------------|--|
| <u>600-65</u>       | <u>600-65, 607 Batch Plant Drum Site</u>                                     | <u>Dumping Area</u>      |  |
| <u>600-66</u>       | <u>600-66, 607 Batch Plant Orphan Drums</u>                                  | <u>Dumping Area</u>      |  |
| <u>600-71</u>       | <u>600-71, 607 Batch Plant Burn Pit</u>                                      | <u>Burn Pit</u>          |  |
| <u>600-218</u>      | <u>600-218, H-61-H Anti-Aircraft Artillery Site Dumping Area</u>             | <u>Dumping Area</u>      |  |
| <u>600-220</u>      | <u>600-220, H-51 Anti-Aircraft Artillery Site Dumping Area</u>               | <u>Dumping Area</u>      |  |
| <u>600-222</u>      | <u>600-222, H-60 Gun Site</u>  | <u>Military Compound</u> |  |
| <u>600-226</u>      | <u>600-226, Gun Site H-42 Dumping Area</u>                                   | <u>Dumping Area</u>      |  |
| <u>600-228</u>      | <u>600-228, H-40 Gun Site Dumping Area</u>                                   | <u>Dumping Area</u>      |  |
| <u>600-262</u>      | <u>600-262, West Lake Test Crib</u>  | <u>Crib</u>              |  |
| <u>600-275</u>      | <u>600-275, 218-W-14, Igloo Site, Army Ammo Site, Regulated Storage Area</u> | <u>Foundation</u>        |  |
| <u>600-281</u>      | <u>600-281, Scattered Debris South of Army Loop Road</u>                     | <u>Dumping Area</u>      |  |
| <u>CTFN 2703-E</u>  | <u>CTFN 2703-E, Chemical Tile Field North of 2703-E</u>                      | <u>Drain/Tile Field</u>  |  |
| <u>OCSA</u>         | <u>OCSA, Old Central Shop Area, Central Shop Area</u>                        | <u>Foundation</u>        |  |
| <u>UPR-200-E-11</u> | <u>UPR-200-E-11, Railroad Track Contamination Spread, UN-200-E-11</u>        | <u>Unplanned Release</u> |  |

**OPERABLE UNIT**  
**Waste Unit Name**

**LEAD REGULATORY AGENCY**  
**Waste Unit Aliases**

**Unit Type**

**Status**

200-OA-1 (continued)

|                     |  |                          |  |
|---------------------|--|--------------------------|--|
| <u>UPR-200-E-83</u> | <u>UPR-200-E-83, UN-216-E-11, BC Cribs Controlled Area, UN-200-E-83</u>                            | <u>Unplanned Release</u> |  |
| <u>UPR-200-W-8</u>  | <u>UPR-200-W-8, UN-200-W-8, 200-W-5, Old Burial/Burning Pit, U-Plant Burning Pit/Burial Ground</u> | <u>Unplanned Release</u> |  |
| <u>UPR-200-W-58</u> | <u>UPR-200-W-58, Railroad Track Contamination, UN-200-W-58</u>                                     | <u>Unplanned Release</u> |  |
| <u>UPR-200-W-70</u> | <u>UPR-200-W-70, Contamination Found at the 200 West Burning Ground East of Beloit Ave.</u>        | <u>Unplanned Release</u> |  |
| <u>UPR-600-12</u>   | <u>UPR-600-12, UN-600-12, UNH Spill to Route 4S</u>  | <u>Unplanned Release</u> |  |
| <u>UPR-600-20</u>   | <u>UPR-600-20, UN-216-E-41, Cross Country Transfer Line</u>  | <u>Unplanned Release</u> |  |
| <u>UPR-600-21</u>   | <u>UPR-600-21, Contamination found Northeast of 200 East Area, UN-216-E-31</u>                     | <u>Unplanned Release</u> |  |
| <b>200-PW-1</b>     | <b>EPA</b>   | <b>CPP</b>               |  |
| 216-Z-1&2           | 216-Z-1&2, 234-5 No. 1 Crib, 216-Z-7, 234-5 No. 2 Crib, 216-Z-1 & 2TF, 216-Z-1 and 216-Z-2 Cribs   | Crib                     |  |
| 216-Z-1A            | 216-Z-1A, 216-Z-1A Tile Field, 216-Z-7, 234-5 Tile Field, 216-Z-1AA, 216-Z-1AB, 216-Z-1AC          | Drain/Tile Field         |  |
| 216-Z-3             | 216-Z-3, 216-Z-3 Culvert, 216-Z-8, 234-5 No. 3 & 4 Cribs   | Crib                     |  |
| 216-Z-9             | 216-Z-9, 216-Z-9 Cavern, 234-5 Recuplex Cavern, 216-Z-10, 216-Z-9 Crib, 216-Z-9 Trench             | Trench                   |  |

**OPERABLE UNIT**      **LEAD REGULATORY AGENCY**  
**Waste Unit Name**      **Waste Unit Aliases**

**Unit Type**      **Status**

**200-PW-1 (continued)**

|                 |  |                     |   |
|-----------------|--|---------------------|---|
| 216-Z-12        | 216-Z-12, 241-Z-12   | Crib                |   |
| 216-Z-18        | 216-Z-18, 216-Z-18   | Crib                |   |
| 241-Z-361       | 241-Z-361, 241-Z-361   | Settling Tank       |   |
| <b>200-PW-2</b> | <b>Ecology</b>   | <b>RPP</b>          |   |
| 216-A-5         | 216-A-5, 216-A-5   | Crib                |   |
| 216-A-10        | 216-A-10, 216-A-10   | Crib                |   |
| 216-A-19        | 216-A-19, 216-A-19 Test Hole, 216-A-19 Grave,<br>216-A-19 Sump, 216-A-19 | Trench              |   |
| 216-A-36A       | 216-A-36A, 216-A-36  | Crib                |   |
| 216-A-36B**     | 216-A-36B, 216-A-36  | Crib                | Purex Ammonia Scrubber Distillate (ASD) |
| 216-B-12        | 216-B-12, 216-ER-Crib, 216-ER-1,2,3                                      | Crib                | Cribs                                   |
| 216-B-60        | 216-B-60, 216-B-60   | Crib                |   |
| 216-C-1         | 216-C-1, 216-C-1   | Crib                | Crib                                    |
| 216-S-1&2       | 216-S-1&2, 216-S-5   | Crib                | Crib, 216-S-1 & 2                       |
| 216-S-7         | 216-S-7, 216-S-7   | Crib                | 216-S-15                                |
| 270-W           | 270-W, 270-W   | Neutralization Tank | Neutralization Tank                     |
| UPR-200-W-36    | UPR-200-W-36, Groundwater Contamination at<br>216-S-1 and 216-S-2        | Unplanned Release   |   |

**OPERABLE UNIT** LEAD REGULATORY AGENCY  
Waste Unit Name Waste Unit Aliases

Unit Type Status

| OPERABLE UNIT<br>Waste Unit Name | LEAD REGULATORY AGENCY<br>Waste Unit Aliases  | Unit Type         | Status |
|----------------------------------|---|-------------------|--------|
| <b>200-PW-3</b>                  | <b>EPA</b>  | <b>CPP</b>        |        |
| 216-A-7                          | 216-A-7, 216-A-7 Cavern   | Crib              |        |
| 216-A-8                          | 216-A-8, 216-A-8 Crib   | Crib              |        |
| 216-A-24                         | 216-A-24  | Crib              |        |
| 216-A-31                         | 216-A-31 Crib   | Crib              |        |
| UPR-200-E-56                     | UPR-200-E-56, 216-A-24 Crib Excavation, Excavated Contamination Adjacent to 216-A-24 Crib, UN-200-E-56, UN-216-E-33 | Unplanned Release |        |
| <b>200-PW-4</b>                  | <b>Ecology</b>  | <b>RPP</b>        |        |
| 216-A-37-1**                     | 216-A-37-1, 216-A-37 Crib   | Crib              |        |
| 216-A-45                         | 216-A-45, 216-A-45 Crib   | Crib              |        |
| 216-S-23                         | 216-S-23, 216-S-23 Crib   | Crib              |        |
| <b>200-PW-5</b>                  | <b>EPA</b>  | <b>CPP</b>        |        |
| 216-B-11A&B                      | 216-B-11A&B, 216-B-11 Crib, 242-B-1 Crib, 216-B-11A&B   | French Drain      |        |
| 216-B-50                         | 216-B-50, 216-BY-8 Crib, 216-BY-8 Cavern  | Crib              |        |
| 216-B-57                         | 216-B-57, 216-B-57 Enclosed Trench, Hanford Prototype Barrier   | Crib              |        |
| 216-B-62                         | 216-B-62, 216-B-62 Enclosed Trench, 216-B-62 Crib   | Crib              |        |
| 216-S-9                          | 216-S-9   | Crib              |        |

**OPERABLE UNIT LEAD REGULATORY AGENCY**  
Waste Unit Name Waste Unit Aliases

Unit Type Status

**200-PW-5 (continued)**

|                 |  |                        |  |
|-----------------|--|------------------------|--|
| 216-S-13        | 216-S-13, 276-S-Crib, 216-S-6  | Crib                   |  |
| 216-S-14        | 216-S-14, Buried Contaminated Hexone, Cold Organic French or Grave, 216-S-4 Burial Contaminated Hexone | Trench                 |  |
| 216-S-21        | 216-S-21, 216-SX-1, 216-SX-1 Cavern or Crib  | Crib                   |  |
| <b>200-PW-6</b> | <b>EPA</b>   | <b>CPP</b>             |  |
| 216-Z-5         | 216-Z-5, 231-W Sumps, 231-W-1 & 2 Cribs  | Crib                   |  |
| 216-Z-8         | 216-Z-8, 234-5 Recuplex French Drain, 216-Z-9, 216-Z-8 Crib  | French Drain           |  |
| 216-Z-10        | 216-Z-10, 216-Z-2, 231-W Reverse Well, 231-W-150 Dry Well or Reverse Well                              | Injection/Reverse Well |  |
| 241-Z-8         | 241-Z-8, 241-Z-TK-8, Silica Slurry Tank, 216-Z-8   | Settling Tank          |  |
| <b>200-SC-1</b> | <b>EPA</b>   | <b>CPP</b>             |  |
| 216-A-6         | 216-A-6, 216-A-6 Cavern  | Crib                   |  |
| 216-A-30        | 216-A-30, 216-A-30 Crib  | Crib                   |  |
| 216-A-37-2      | 216-A-37-2, 216-A-37-2 Crib  | Crib                   |  |
| 216-B-55        | 216-B-55, 216-B-55 Enclosed Trench, 216-B-55 Crib  | Crib                   |  |
| 216-B-64        | 216-B-64, 216-B-64 Retention Basin, 216-B-64 Trench, 216-B-64 Crib                                     | Retention Basin        |  |
| 216-S-5         | 216-S-5, 216-S-5 Cavern #1, 216-S-6 Crib, 216-S-9  | Crib                   |  |

**OPERABLE UNIT**  
**Waste Unit Name**

**LEAD REGULATORY AGENCY**  
**Waste Unit Aliases**

**Unit Type**

**Status**

**200-SC-1 (continued)**

|                 |   |                   |  |
|-----------------|---|-------------------|--|
| 216-S-6         | 216-S-6, 216-S-6 Cavern #2, 216-S-5 Crib, 216-S-13 Crib   | Crib              |  |
| 216-T-36        | 216-T-36  | Crib              |  |
| UPR-200-E-19    | UPR-200-E-19, Contamination Release at 216-A-6 Sampler, UN-200-E-19   | Unplanned Release |  |
| UPR-200-E-21    | UPR-200-E-21, 216-A-6 Overflow, UN-200-E-21   | Unplanned Release |  |
| UPR-200-E-29    | UPR-200-E-29, 216-A-6 Overflow, UN-200-E-29   | Unplanned Release |  |
| <b>200-SW-2</b> | <b>Ecology</b>  | <b>RPP R-CPP</b>  |  |
| <u>216-C-9</u>  | <u>216-C-9, 216-C-7 Swamp, Former 221-C Canyon Excavation, 216-C-9 Swamp, Semi-Works Swamp, 216-C-9 C Canyon Excavation Semiworks Swamp</u> | <u>Pond</u>       |  |
| 218-C-9         | 218-C-9, Dry Waste No.0C9, 218-C-9 Burial Ground  | Burial Ground     |  |
| 218-E-1         | 218-E-1, 200 East Dry Waste No. 001   | Burial Ground     |  |
| 218-E-2         | 218-E-2, 200 East Industrial Waste No. 002, Equipment Burial Ground #2  | Burial Ground     |  |
| 218-E-2A        | 218-E-2A, Regulated Equipment Storage Site No. 02A, Burial Trench   | Burial Ground     |  |
| 218-E-4         | 218-E-4, 200 East Minor Construction No. 4, Equipment Burial Ground #4  | Burial Ground     |  |
| 218-E-5         | 218-E-5, 200 East Industrial Waste No. 05, Equipment Burial Ground #5   | Burial Ground     |  |

**OPERABLE UNIT**  
**Waste Unit Name**

**LEAD REGULATORY AGENCY**  
**Waste Unit Aliases**

**Unit Type**

**Status**

**200-SW-2 (continued)**

|                  |  |               |  |
|------------------|--|---------------|--|
| 218-E-5A         | 218-E-5A, 200 East Industrial Waste No. 005A, Equipment Burial Ground #5A            | Burial Ground |  |
| 218-E-8          | 218-E-8, 200 East Construction Burial Grounds  | Burial Ground |  |
| 218-E-9          | 218-E-9, 200 East Regulated Equipment Storage Site No. 009, Burial Vault (HISS)      | Burial Ground |  |
| 218-E-10**       | 218-E-10, 200 East Industrial Waste No. 10, Equipment Burial Ground #10              | Burial Ground |  |
| 218-E-12A        | 218-E-12A, 200 East Dry Waste No. 12A  | Burial Ground |  |
| 218-E-12B**      | 218-E-12B, 200 East Dry Waste No. 12B, 218-E-12B Burial Ground - Trench 94           | Burial Ground |  |
| <u>216-T-4-2</u> | <u>216-T-4-2, 216-T-4-2 Ditch</u>  | <u>Ditch</u>  |  |
| <u>216-T-4A</u>  | <u>216-T-4A, 216-T-4 Swamp, 216-T-4-1 (P), 216-T-4-1 Pond</u>                        | <u>Pond</u>   |  |
| <u>216-T-4B</u>  | <u>216-T-4B, 216-T-4 New Pond, 216-T-4-2 (P), 216-T-4-2 Pond</u><br><u>231 Swamp</u> | <u>Pond</u>   |  |
| 218-W-1          | 218-W-1, 200-W Area Dry Waste No. 001, Solid Waste Burial Ground #1                  | Burial Ground |  |
| 218-W-1A         | 218-W-1A, 200-W Area Industrial Waste Burial Ground #1, Equipment Burial Ground #1   | Burial Ground |  |
| 218-W-2          | 218-W-2, 200-W Area Dry Waste No. 002, Dry Waste Burial Ground No. 2                 | Burial Ground |  |

**OPERABLE UNIT**  
**Waste Unit Name**

**LEAD REGULATORY AGENCY**  
**Waste Unit Aliases**

**Unit Type**

**Status**

**200-SW-2 (continued)**

|                 |  |               |  |
|-----------------|--|---------------|--|
| 218-W-2A        | 218-W-2A, Industrial Waste No. 02A, Equipment Burial Ground #2                     | Burial Ground |  |
| 218-W-3         | 218-W-3, Dry Waste No. 003   | Burial Ground |  |
| 218-W-3A**      | 218-W-3A, Dry Waste No. 003A   | Burial Ground |  |
| 218-W-3AE**     | 218-W-3AE, Industrial Waste No. 3AE, Dry Waste No. 3AE                             | Burial Ground |  |
| 218-W-4A        | 218-W-4A, Dry Waste No. 04A  | Burial Ground |  |
| 218-W-4B**      | 218-W-4B, Dry Waste No. 04B  | Burial Ground |  |
| 218-W-4C**      | 218-W-4C, Dry Waste No. 004C   | Burial Ground |  |
| 218-W-5**       | 218-W-5, Dry Waste Burial Ground, Low-Level Radioactive Mixed Waste Burial Grounds | Burial Ground |  |
| 218-W-6**       | 218-W-6 Burial Ground  | Burial Ground |  |
| 218-W-11        | 218-W-11, Regulated Storage Site   | Burial Ground |  |
| <b>200-TW-1</b> | <b>EPA</b>   | <b>GPP</b>    |  |
| 216-B-42        | 216-B-42, 241-BX-8 Grave, 216-BX-8 Trench, 216-B-42 Trench                         | Trench        |  |
| 216-B-43        | 216-B-43, 216-BY-1 Crib, 216-BY-1 Cavern   | Crib          |  |
| 216-B-44        | 216-B-44, 216-BY-2 Crib, 216-BY-2 Cavern   | Crib          |  |
| 216-B-45        | 216-B-45, 216-BY-3 Crib, 216-BY-3 Cavern   | Crib          |  |



**OPERABLE UNIT**      **LEAD REGULATORY AGENCY**  
**Waste Unit Name**      **Waste Unit Aliases**

**Unit Type**      **Status**

**200-TW-1 (continued)**

|                 |  |                        |  |
|-----------------|--|------------------------|--|
| 216-B-46        | 216-B-46, 216-BY-4 Crib, 216-BY-4 Cavern   | Crib                   |  |
| 216-B-47        | 216-B-47, 216-BY-5 Crib, 216-BY-5 Cavern   | Crib                   |  |
| 216-B-48        | 216-B-48, 216-BY-6 Crib, 216-BY-6 Cavern   | Crib                   |  |
| 216-B-49        | 216-B-49, 216-BY-7 Crib, 216-BY-7 Cavern   | Crib                   |  |
| 216-BY-201      | 216-BY-201, 241-BY-Flush Tank, 216-BY-47, Supernatant Disposal Flush Tank                                | Settling Tank          |  |
| 216-T-18        | 216-T-18, Test Crib for 221-U-Building, Scavenged TBP Waste, 216-T-17, 241-T-17 Crib                     | Crib                   |  |
| 216-T-19        | 216-T-19, 241-TX-153-Crib and Tile Field, 216-TX-1, 241-TX-3, 216-T-19TF                                 | Crib                   |  |
| 216-T-26        | 216-T-26, 216-TY-1 Cavern, 216-TY-1 Crib, 241-TX-1 Cavern, 216-TX-1 Crib                                 | Crib                   |  |
| <b>200-TW-2</b> | <b>Ecology</b>   | <b>RPP</b>             |  |
| 216-B-5         | 216-B-5, 241-B-361 Reverse Well, 241-B-361 Dry Well, 241-B-5 Dry Well                                    | Injection/Reverse Well |  |
| 216-B-7A&B      | 216-B-7A&B, 241-B-201 Crib, 216-B-7 Crib, 216-B-7A Sump, 216-B-7B Sump, 241-B-1 and 2 Crib, 216-B-7A & B | Crib                   |  |
| 216-B-8         | 216-B-8, 241-B-3 Crib, 216-B-8, 216-B-8TF  | Crib                   |  |
| 216-B-9         | 216-B-9, 241-B-361-Crib, 5-6 Crib and Tile Field, 216-B-361-Crib, 216-B-9TF                              | Crib                   |  |

**OPERABLE UNIT**      **LEAD REGULATORY AGENCY**  
**Waste Unit Name**      **Waste Unit Aliases**

**Unit Type**      **Status**

**200-TW-2 (continued)**

|           |  |                        |  |
|-----------|--|------------------------|--|
| 216-B-35  | 216-B-35, 241-BX-1 Grave, 216-BX-1 Trench,<br>216-B-35 Trench                  | Trench                 |  |
| 216-B-36  | 216-B-36, 241-BX-2 Grave, 216-BX-2 Trench,<br>216-B-36 Trench                  | Trench                 |  |
| 216-B-37  | 216-B-37, 241-BX-3 Grave, 216-BX-3 Trench,<br>216-B-37 Trench                  | Trench                 |  |
| 216-B-38  | 216-B-38, 241-BX-4 Grave, 216-BX-4 Trench,<br>216-B-38 Trench                  | Trench                 |  |
| 216-B-39  | 216-B-39, 241-BX-5 Grave, 216-BX-5 Trench,<br>216-B-39 Trench                  | Trench                 |  |
| 216-B-40  | 216-B-40, 241-BX-6 Grave, 241-BX-6 Trench,<br>216-B-40 Trench, 216-BX-6 Trench | Trench                 |  |
| 216-B-41  | 216-B-41, 241-BX-7 Grave, 216-BX-7 Trench,<br>216-B-41 Trench                  | Trench                 |  |
| 241-B-361 | 241-B-361, 241-B-361 Settling Tank   | Settling Tank          |  |
| 216-T-3   | 216-T-3, 241-T-361-A Reverse Well, 361-T Reverse<br>Well                       | Injection/Reverse Well |  |
| 216-T-5   | 216-T-5, 216-T-5 Grave, 216-T-12, 216-T-5 Trench,<br>241-T-5 Trench            | Trench                 |  |
| 216-T-6   | 216-T-6, 241-T-361(1&2 Cribs), 216-T-5, 361-T-1&2<br>Cribs                     | Crib                   |  |
| 216-T-7   | 216-T-7, 216-T-7TF, 216-T-7 Tile Field, 241-T-3 Tile<br>Field                  | Crib                   |  |

**OPERABLE UNIT**      **LEAD REGULATORY AGENCY**  
**Waste Unit Name**      **Waste Unit Aliases**

**Unit Type**      **Status**

**200-TW-2 (continued)**

216-T-14      216-T-14, 241-T-1 Trench, 216-T-1 Grave, 216-T-13      Trench

216-T-15      216-T-15, 241-T-2 Trench, 241-T-2 Grave, 216-T-14,  
216-T-15 Crib      Trench

216-T-16      216-T-16, 241-T-3 Trench, 241-T-3 Grave, 216-T-15,  
216-T-16 Crib      Trench

216-T-17      216-T-17, 241-T-4 Trench, 216-T-4 Grave, 216-T-16      Trench

216-T-21      216-T-21, 241-TX-1 Trench, 216-TX-1 Grave,  
216-TX-3      Trench

216-T-22      216-T-22, 241-TX-2 Trench, 216-TX-2 Grave,  
216-TX-4      Trench

216-T-23      216-T-23, 241-TX-3 Trench, 216-TX-3 Grave,  
216-TX-5, 241-TX-3 Grave      Trench

216-T-24      216-T-24, 241-TX-4 Trench, 216-TX-4 Grave,  
216-TX-6      Trench

216-T-25      216-T-25, 241-TX-5 Trench, 216-TX-5 Grave,  
216-TX-7      Trench

216-T-32      216-T-32, 241-T-#1 & 2 Crib, 216-T-6      Crib

241-T-361      241-T-361, 241-T-361 Settling Tank, 361-T-TANK      Settling Tank

**200-UR-1**      **Ecology**      **RPP**

200-E-56      200-E-56, 241-C Waste Line Leak adjacent to 201-C,  
Waste Line Leak #1      Unplanned Release

**OPERABLE UNIT**  
**Waste Unit Name**

**LEAD REGULATORY AGENCY**  
**Waste Unit Aliases**

**Unit Type**

**Status**

**200-UR-1 (continued)**

|                 |  |                     |  |
|-----------------|--|---------------------|--|
| 200-E-57        | 200-E-57, 241-C Waste Line Leak east of 201-C; Waste Line Leak #2                | Unplanned Release   |  |
| 200-W-9         | 200-W-9, W291 Excavation VCP Contamination                                       | Unplanned Release   |  |
| 216-N-8         | 216-N-8, West Lake, West Pond, 216-N-8 Pond; Honeyhill Pond, Seepage Pond        | Pond                |  |
| UPR-200-E-83    | UPR-200-E-83, UN-216-E-11, BC-Cribs Controlled Area, UN-200-E-83                 | Unplanned Release   |  |
| UPR-200-E-103   | UPR-200-E-103, UN-200-E-103, BCS Line Leak South of R-17 at 221-B                | Unplanned Release   |  |
| UPR-200-E-144   | UPR-200-E-144, Soil Contamination North of 241-B; UN-216-E-44                    | Unplanned Release   |  |
| UPR-200-W-14    | UPR-200-W-14, Waste Line Leak at 242-T Evaporator, UN-200-W-14                   | Unplanned Release   |  |
| UPR-200-W-99    | UPR-200-W-99, UN-216-W-7, 153-TX Diversion Box Contamination Spread, UN-200-W-99 | Unplanned Release   |  |
| UPR-200-W-162   | UPR-200-W-162, Contaminated Area on East Side of 221-U, UN-216-W-37              | Unplanned Release   |  |
| UPR-200-W-166   | UPR-200-W-166, Contamination Migration from 241-T Tank Farm, UN-216-W-31         | Unplanned Release   |  |
| <b>200-UW-1</b> | <b>Ecology</b>   | <b>RPP</b>          |  |
| 200-W-42        | 200-W-42, U Plant Radioactive Process Sewer from 221-U to 216-U 8 & 216-U-12     | Radioactive Process |  |

**OPERABLE UNIT**      **LEAD REGULATORY AGENCY**  
**Waste Unit Name**      **Waste Unit Aliases**

**Unit Type**      **Status**

**200-UW-1 (continued)**

|           |  |                        |  |
|-----------|--|------------------------|--|
| 200-W-71  | 200-W-71, Undocumented Trench  | Trench                 |  |
| 200-W-77  | 200-W-77, Pestic Contamination Area East of 216-U-14 Ditch   | Unplanned Release      |  |
| 200-W-85  | 200-W-85, Soil Contamination Area East of 2727-W   | Unplanned Release      |  |
| 200-W-87  | 200-W-87, Unplanned Release on Chemical Spur Railroad Track Northwest of 221-U   | Unplanned Release      |  |
| 200-W-89  | 200-W-89, 252-U, U Plant Electrical Substation, C8S17 Substation, U-Cat  | Foundation             |  |
| 216-U-1&2 | 216-U-1&2, 361-WR (Crib 2), 216-U-3, 216-UR #1&2 Cribs, 216-U-1 & 2  | Crib                   |  |
| 216-U-4   | 216-U-4, 222-U Dry Well, 222-U-110 Dry Well, 216-U-2, 216-U-4 Dry Well   | Injection/Reverse Well |  |
| 216-U-4A  | 216-U-4A, 216-U-4 Reverse Well Replacement French Drain, 216-U-4 Dry Well  | French Drain           |  |
| 216-U-4B  | 216-U-4B, 216-U-4B Dry Well, 216-U-4B French Drain   | French Drain           |  |
| 216-U-5   | 216-U-5, 216-U-4, 221-U Cold U Trench #2   | Trench                 |  |
| 216-U-6   | 216-U-6, U Facility Unirradiated Uranium Waste Trench, 221-U Cold U Trench, 216-U Cold U Trench #1, 216-U-5, 221-U Cold U Grave #1 | Trench                 |  |
| 216-U-8   | 216-U-8, 216-WR-1,2,3 Cribs, 216-U-9   | Crib                   |  |
| 216-U-12  | 216-U-12, 216-U-12 Crib  | Crib                   |  |

**OPERABLE UNIT**      **LEAD REGULATORY AGENCY**  
**Waste Unit Name**      **Waste Unit Aliases**

**Unit Type**      **Status**

**200-UW-1 (continued)**

|              |  |                   |  |
|--------------|--|-------------------|--|
| 216-U-15     | 216-U-15, UN-216-W-10, 388-U Tank Dumping, UPR-200-W-125, UN-200-W-158, U-152 Interface Crud Burial    | Trench            |  |
| 216-U-16     | 216-U-16, UO3-C#b  | C#b               |  |
| 216-U-17     | 216-U-17, 216-U-17-C#b   | C#b               |  |
| 241-U-361    | 241-U-361, 241-U-361 Settling Tank, 361-U-TANK, IMUST, Inactive Miscellaneous Underground Storage Tank | Settling Tank     |  |
| 2607-W5*     | 2607-W5, Septic Tank and Drain Field   | Septic Tank       |  |
| 2607-W7      | 2607-W7, Septic Tank   | Septic Tank       |  |
| UPR-200-W-8  | UPR-200-W-8, UN-200-W-8, 200-W-5, Old Burial/Burning Pit, U-Plant Burning Pit/Burial Ground            | Unplanned Release |  |
| UPR-200-W-19 | UPR-200-W-19, 241-U-361 Overflow, UN-200-W-19  | Unplanned Release |  |
| UPR-200-W-33 | UPR-200-W-33, Ground Contamination at 224-U, UN-200-W-33-C#b   | Unplanned Release |  |
| UPR-200-W-48 | UPR-200-W-48, Contaminated Railroad Track Near 221-U, UN-200-W-48                                      | Unplanned Release |  |
| UPR-200-W-55 | UPR-200-W-55, Uranium Powder Spill at 224-U, UN-200-W-55   | Unplanned Release |  |
| UPR-200-W-60 | UPR-200-W-60, Railroad Contamination, UN-200-W-60  | Unplanned Release |  |

**OPERABLE UNIT**      **LEAD REGULATORY AGENCY**  
**Waste Unit Name**      **Waste Unit Aliases**

**Unit Type**      **Status**

200-UW-1 (continued)

|                      |   |                          |  |
|----------------------|---|--------------------------|--|
| <u>UPR-200-W-78</u>  | <u>UPR-200-W-78, UO3 Powder Spill at 224 U, UN-200-W-78</u>             | <u>Unplanned Release</u> |  |
| <u>UPR-200-W-117</u> | <u>UPR-200-W-117, Railroad Track Contamination, UN-216-W-27</u>         | <u>Unplanned Release</u> |  |
| <u>UPR-200-W-118</u> | <u>UPR-200-W-118, Contamination at 211 U, UN-216-W-28, UN-200-W-118</u> | <u>Unplanned Release</u> |  |

200-WA-1

EPA

CPP

|                      |  |                        |  |
|----------------------|--|------------------------|--|
| <u>207-S</u>         | <u>207-S, REDOX Retention Basin, 207-S Retention Basin</u>   | <u>Retention Basin</u> |  |
| <u>216-S-1&amp;2</u> | <u>216-S-1&amp;2, 216-S-5 Crib, 216-S-1 &amp; 2</u>  | <u>Crib</u>            |  |
| <u>216-S-4</u>       | <u>216-S-4, 216-S-7, 216-S-4 Sump or Crib, UN-216-W-1</u>  | <u>French Drain</u>    |  |
| <u>216-S-5</u>       | <u>216-S-5, 216-S-5 Cavern #1, 216-S-6 Crib, 216-S-9</u>   | <u>Crib</u>            |  |
| <u>216-S-6</u>       | <u>216-S-6, 216-S-6 Cavern #2, 216-S-5 Crib, 216-S-13 Crib</u>   | <u>Crib</u>            |  |
| <u>216-S-7</u>       | <u>216-S-7, 216-S-7 Crib 216-S-15</u>  | <u>Crib</u>            |  |
| <u>216-S-8</u>       | <u>216-S-8, Cold Aqueous Trench, Cold Aqueous Crib, 216-S-3, Unirradiated Uranium Waste Trench, Cold Aqueous Grave</u> | <u>Trench</u>          |  |
| <u>216-S-12</u>      | <u>216-S-12, UPR-200-W-30, 291-S Stack Wash Sump, REDOX Stack Flush Trench</u>   | <u>Trench</u>          |  |
| <u>216-S-18</u>      | <u>216-S-18, 241-SX Steam Cleaning Pit, 216-S-14 Steam Cleaning Pit</u>  | <u>Trench</u>          |  |

**OPERABLE UNIT**      **LEAD REGULATORY AGENCY**  
**Waste Unit Name**      **Waste Unit Aliases**

**Unit Type**      **Status**

200-WA-1 (continued)

|                   |   |                               |  |
|-------------------|---|-------------------------------|--|
| <u>216-S-20</u>   | <u>216-S-20, 216-SL-1&amp;2 Crib, 216-SL-2</u>  | <u>Crib</u>                   |  |
| <u>216-S-22</u>   | <u>216-S-22, 216-S-22 Crib</u>  | <u>Crib</u>                   |  |
| <u>216-S-23</u>   | <u>216-S-23, 216-S-23 Crib</u>  | <u>Crib</u>                   |  |
| <u>216-S-25</u>   | <u>216-S-25, 216-S-25 Crib</u>  | <u>Crib</u>                   |  |
| <u>207-SL*</u>    | <u>207-SL, 222-S Retention Basin, REDOX Lab Retention Basin, 207-SL Retention Basin</u> | <u>Retention Basin</u>        |  |
| <u>216-SX-2</u>   | <u>216-SX-2, 216-SX-2 Crib</u>  | <u>Crib</u>                   |  |
| <u>207-T</u>      | <u>207-T, T Plant Retention Basin, 207-T, 207-T Retention Basin</u>                     | <u>Retention Basin</u>        |  |
| <u>216-T-2</u>    | <u>216-T-2, 222-T-110 Dry Well, 222-T Reverse Well</u>                                  | <u>Injection/Reverse Well</u> |  |
| <u>216-T-4-1D</u> | <u>216-T-4-1D, 216-T-4 Ditch, 216-T-4 Swamp</u>   | <u>Ditch</u>                  |  |
| <u>216-T-8</u>    | <u>216-T-8, 222-T-1 &amp; 2 Cribs</u>   | <u>Crib</u>                   |  |
| <u>216-T-9</u>    | <u>216-T-9, Decontamination Trenches, Equipment Decontamination Area</u>                | <u>Trench</u>                 |  |
| <u>216-T-10</u>   | <u>216-T-10, Decontamination Trenches, Equipment Decontamination Area</u>               | <u>Trench</u>                 |  |
| <u>216-T-11</u>   | <u>216-T-11, Decontamination Trenches, Equipment Decontamination Area</u>               | <u>Trench</u>                 |  |
| <u>216-T-12</u>   | <u>216-T-12, 207-T Sludge Grave, 207-T Sludge Pit, 216-T-11</u>                         | <u>Trench</u>                 |  |



**OPERABLE UNIT**  
Waste Unit Name

**LEAD REGULATORY AGENCY**  
Waste Unit Aliases

**Status**

**Unit Type**

200-WA-1 (continued)

216-T-13 216-T-13, 269-W Regulated Garage, 269-W Trench

Decontamination Pit or Trench, 216-T-12, 269-W  
Regulated Garage Decontamination Pit

216-T-20 216-TX-2, 216-T-20 Crib, 241-TX-155 Trench

Contaminated Acid Grave

216-T-27 216-TY-2 Cavern, 216-TY-2 Crib, Crib

216-TX-2 Cavern, 216-TX-2 Crib

216-T-28 216-TY-3 Cavern, 216-TY-3 Crib, Crib

216-TX-3 Cavern, 216-TX-3 Crib

216-T-29 216-T-29, 291-T Sand Filter Sewer, 216-T-29 French French Drain

Drain

216-T-31 216-T-31, 216-T-31 French Drain French Drain

216-T-33 216-T-33, 216-T-33 Crib Crib

216-T-34 216-T-34 Crib

216-T-35 216-T-35 Crib

216-T-36 216-T-36 Crib

241-T-361 241-T-361, 241-T-361 Settling Tank, 361-T-TANK Settling Tank

207-U\* 207-U, 207-U Retention Basin Retention Basin

216-U-1&2 216-U-1&2, 361-WR (Crib 2), 216-U-3, 216-UR #1&2 Crib

Cribs, 216-U-1 & 2

216-U-3 216-U-3, 216-U-11, 216-U-3 French Drain French Drain

**OPERABLE UNIT**  
**Waste Unit Name**

**LEAD REGULATORY AGENCY**  
**Waste Unit Aliases**

**Unit Type**

**Status**

200-WA-1 (continued)

|                 |   |                               |  |
|-----------------|---|-------------------------------|--|
| <u>216-U-4</u>  | <u>216-U-4, 222-U Dry Well, 222-U-110 Dry Well, 216-U-2, 216-U-4 Dry Well</u>   | <u>Injection/Reverse Well</u> |  |
| <u>216-U-4A</u> | <u>216-U-4A, 216-U-4 Reverse Well Replacement French Drain, 216-U-4 Dry Well</u>  | <u>French Drain</u>           |  |
| <u>216-U-4B</u> | <u>216-U-4B, 216-U-4B Dry Well, 216-U-4B French Drain</u>   | <u>French Drain</u>           |  |
| <u>216-U-5</u>  | <u>216-U-5, 216-U-4, 221-U Cold U Trench #2</u>   | <u>Trench</u>                 |  |
| <u>216-U-6</u>  | <u>216-U-6, U Facility Unirradiated Uranium Waste Trench, 221-U Cold U Trench, 216-U Cold U Trench #1, 216-U-5, 221-U Cold U Grave #1</u> | <u>Trench</u>                 |  |
| <u>216-U-7</u>  | <u>216-U-7, 221-U Counting Box French Drain, 221-U Vessel Vent Blower Pit French Drain</u>  | <u>French Drain</u>           |  |
| <u>216-U-8</u>  | <u>216-U-8, 216-WR-1, 2, 3 Cribs, 216-U-9</u>   | <u>Crib</u>                   |  |
| <u>216-U-12</u> | <u>216-U-12, 216-U-12 Crib</u>  | <u>Crib</u>                   |  |
| <u>216-U-13</u> | <u>216-U-13, 216-U-13 Cribs, 216-U-13, Vehicle Steam Cleaning Pit</u>   | <u>Trench</u>                 |  |
| <u>216-U-14</u> | <u>216-U-14, 216-U-14 Ditch, Laundry Ditch</u>  | <u>Ditch</u>                  |  |
| <u>216-U-15</u> | <u>216-U-15, UN-216-W-10, 388-U Tank Dumping, UPR-200-W-125, UN-200-W-158, U-152 Interface Crud Burial</u>                                | <u>Trench</u>                 |  |
| <u>216-U-16</u> | <u>216-U-16, UO3 Crib</u>   | <u>Crib</u>                   |  |
| <u>216-U-17</u> | <u>216-U-17, 216-U-17 Crib</u>  | <u>Crib</u>                   |  |

**OPERABLE UNIT**  
Waste Unit Name

**LEAD REGULATORY AGENCY**  
Waste Unit Aliases

**Unit Type**

**Status**

200-WA-1 (continued)

241-U-361

241-U-361, 241-U-361 Settling Tank, 361-U-TANK, IMUST, Inactive Miscellaneous Underground Storage Tank

Settling Tank

200-W-1

200-W-1, REDOX Mud Pit West

Mud Pit

200-W-2

200-W-2, REDOX Berms West

Spoils Pile/Berm

200-W-6

200-W-6, 200-W Painter Shop paint solvent disposal area

Dumping Area

200-W-9

200-W-9, W291 Excavation VCP Contamination

Unplanned Release

200-W-11

200-W-11, Concrete Foundation South of 241-S, S-Farm Foundation and Dump Site

Dumping Area

200-W-12

200-W-12, 201-W Soil Mound and Plastic Pipe

Dumping Area

200-W-14

200-W-14, 200 West Heavy Equipment Storage Area

Dumping Area

200-W-21

200-W-21, 204-T Unloading Station, T-Plant Waste Railcar Unloading Facility

Pump Station

200-W-22

200-W-22, 203-S/204-S/205-S Stabilized Area

Unplanned Release

200-W-42

200-W-42, U Plant Radioactive Process Sewer from 221-U to 216-U-8 & 216-U-12

Radioactive Process

200-W-51

200-W-51, Septic Tank (Abandoned)

Septic Tank

200-W-53

200-W-53, UPR-200-W-166, UN-216-W-31

Unplanned Release

200-W-54

200-W-54, Contamination Migration from 241-SX Tank Farm

Unplanned Release

**OPERABLE UNIT**  
**Waste Unit Name**

**LEAD REGULATORY AGENCY**  
**Waste Unit Aliases**

**Unit Type**

**Status**

200-WA-1 (continued)

|                 |  |                          |  |
|-----------------|--|--------------------------|--|
| <u>200-W-55</u> | <u>200-W-55, Dumping Area North of 231-Z</u>   | <u>Dumping Area</u>      |  |
| <u>200-W-63</u> | <u>200-W-63, Contaminated Concrete Pad</u>   | <u>Unplanned Release</u> |  |
| <u>200-W-67</u> | <u>200-W-67, Contaminated Soil at the Corner of Cooper and 16th Street</u>                                   | <u>Unplanned Release</u> |  |
| <u>200-W-71</u> | <u>200-W-71, Undocumented Trench</u>   | <u>Trench</u>            |  |
| <u>200-W-75</u> | <u>200-W-75, Radiological Logging System (RLS) Calibration Silos</u>   | <u>Silo</u>              |  |
| <u>200-W-77</u> | <u>200-W-77, Posted Contamination Area East of 216-U-14 Ditch</u>  | <u>Unplanned Release</u> |  |
| <u>200-W-80</u> | <u>200-W-80, Mound of Contaminated Soil Southwest of T Plant</u>   | <u>Spoils Pile/Berm</u>  |  |
| <u>200-W-81</u> | <u>200-W-81, Contaminated Tumbleweed Fragments Along Railroad Track East of 218-W-3AE</u>                    | <u>Unplanned Release</u> |  |
| <u>200-W-82</u> | <u>200-W-82, Risers East of 216-TY-201 and 216-T-26, 216-T-27, and 216-T-28 Crib, Crib Unloading Station</u> | <u>Product Piping</u>    |  |
| <u>200-W-83</u> | <u>200-W-83, Contamination Area North of 2727W</u>   | <u>Unplanned Release</u> |  |
| <u>200-W-85</u> | <u>200-W-85, Soil Contamination Area East of 2727 W</u>  | <u>Unplanned Release</u> |  |
| <u>200-W-86</u> | <u>200-W-86, Contamination Area Around Light Pole</u>  | <u>Unplanned Release</u> |  |
| <u>200-W-87</u> | <u>200-W-87, Unplanned Release on Chemical Spur Railroad Track Northwest of 221-U</u>                        | <u>Unplanned Release</u> |  |
| <u>200-W-89</u> | <u>200-W-89, 252-U, U Plant Electrical Substation, C8S17 Substation, U-Cat</u>                               | <u>Foundation</u>        |  |

**OPERABLE UNIT**  
**Waste Unit Name**

**LEAD REGULATORY AGENCY**  
**Waste Unit Aliases**

**Unit Type**

**Status**

200-WA-1 (continued)

|                  |   |                               |  |
|------------------|---|-------------------------------|--|
| <u>200-W-90</u>  | <u>200-W-90, Underground Radioactive Material Areas posted along 23rd Street in 200 West Area</u> | <u>Unplanned Release</u>      |  |
| <u>200-W-92</u>  | <u>200-W-92, Contaminated Mound of Soil and Debris, Soil Mound West of 241-TY Tank Farm</u>       | <u>Dumping Area</u>           |  |
| <u>200-W-101</u> | <u>200-W-101, Contaminated Material West of 216-S-12 Crib</u>                                     | <u>Dumping Area</u>           |  |
| <u>200-W-106</u> | <u>200-W-106, Soil Contamination Area Adjacent to 200-W-55</u>                                    | <u>Unplanned Release</u>      |  |
| <u>200-W-107</u> | <u>200-W-107, Miscellaneous Stream #685, 222-U Building Stormwater Runoff</u>                     | <u>Injection/Reverse Well</u> |  |
| <u>200-W-108</u> | <u>200-W-108, Miscellaneous Stream #687, 222-U Building Stormwater Runoff</u>                     | <u>Injection/Reverse Well</u> |  |
| <u>200-W-109</u> | <u>200-W-109, Miscellaneous Stream #521, 222-U Building Stormwater Runoff</u>                     | <u>Injection/Reverse Well</u> |  |
| <u>200-W-111</u> | <u>200-W-111, Miscellaneous Stream #394, 222-U Building Stormwater Runoff</u>                     | <u>Injection/Reverse Well</u> |  |
| <u>200-W-118</u> | <u>200-W-118, Miscellaneous Stream #141, Steam Condensate MSS-TRP-006</u>                         | <u>Injection/Reverse Well</u> |  |
| <u>218-W-8</u>   | <u>218-W-8, 222-T Vault</u>   | <u>Burial Ground</u>          |  |
| <u>218-W-9</u>   | <u>218-W-9, Dry Waste Burial Ground No. 9, Non-TRU Dry Waste No. 009</u>                          | <u>Burial Ground</u>          |  |

**OPERABLE UNIT**  
Waste Unit Name

**LEAD REGULATORY AGENCY**  
Waste Unit Aliases

**Unit Type**

**Status**

200-WA-1 (continued)

|                    |  |                            |  |
|--------------------|--|----------------------------|--|
| <u>231-W-151</u>   | <u>231-W-151, 231-W-151 Vault, 231-W-151-001 (Tank), 231-W-151-002 (Tank), 231-W-151 Sump, 231-Z-151 Sump, IMUST, Inactive Miscellaneous Underground Storage Tank (See Subsites)</u> | <u>Receiving Vault</u>     |  |
| <u>231-W-151:1</u> | <u>231-W-151:1, 231-W-151-001</u>  |                            |  |
| <u>231-W-151:2</u> | <u>231-W-151:2, 231-W-151-002</u>  |                            |  |
| <u>270-W</u>       | <u>270-W, 270-W Tank, 270-W Neutralization Tank</u>  | <u>Neutralization Tank</u> |  |
| <u>2607-W3</u>     | <u>2607-W3</u>   | <u>Septic Tank</u>         |  |
| <u>2607-W4</u>     | <u>2607-W4, T Plant Septic Tank and Drain Field</u>  | <u>Septic Tank</u>         |  |
| <u>2607-W5*</u>    | <u>2607-W5, Septic Tank and Drain Field</u>  | <u>Septic Tank</u>         |  |
| <u>2607-W6*</u>    | <u>2607-W6</u>   | <u>Septic Tank</u>         |  |
| <u>2607-W7</u>     | <u>2607-W7, Septic Tank</u>  | <u>Septic Tank</u>         |  |
| <u>2607-W8</u>     | <u>2607-W8</u>   | <u>Septic Tank</u>         |  |
| <u>2607-W9</u>     | <u>2607-W9, 2707-SX Septic Tank</u>  | <u>Septic Tank</u>         |  |
| <u>2607-WC*</u>    | <u>2607-WC, 2607-WC Septic System</u>  | <u>Septic Tank</u>         |  |
| <u>2607-WZ</u>     | <u>2607-WZ</u>   | <u>Septic Tank</u>         |  |
| <u>207-Z</u>       | <u>207-Z, 207-Z Retention Basin, 241-Z Retention Basin, 241-Z-RB</u>   | <u>Retention Basin</u>     |  |

**OPERABLE UNIT**  
Waste Unit Name

**LEAD REGULATORY AGENCY**  
Waste Unit Aliases

**Unit Type**

**Status**

200-WA-1 (continued)

|                    |  |                          |  |
|--------------------|--|--------------------------|--|
| <u>216-Z-4</u>     | <u>216-Z-4, 231-W-3 Pit, 231-W-3 Sump, 231-W-3 Crib, 216-Z-3, 216-Z-4 Crib</u>                     | <u>Trench</u>            |  |
| <u>216-Z-6</u>     | <u>216-Z-6, 231-W-4 Crib, 231-Z-6, 216-W-4, 231-W Crib, 216-Z-4, 216-Z-6 &amp; 6A Crib</u>         | <u>Crib</u>              |  |
| <u>216-Z-7</u>     | <u>216-Z-7, 231-W Crib, 231-W Trench, 216-Z-6</u>  | <u>Crib</u>              |  |
| <u>216-Z-13*</u>   | <u>216-Z-13, 234-5 Dry Well #1, 216-Z-13 Dry Well, Miscellaneous Stream #261, 216-Z-13 A and B</u> | <u>French Drain</u>      |  |
| <u>216-Z-14*</u>   | <u>216-Z-14, 234-5 Dry Well #2, 216-Z-14 Dry Well, Miscellaneous Stream #262, 216-Z-14 A and B</u> | <u>French Drain</u>      |  |
| <u>216-Z-15</u>    | <u>216-Z-15, 234-5 Dry Well #3, 216-Z-15 Dry Well, Miscellaneous Stream #263</u>                   | <u>French Drain</u>      |  |
| <u>216-Z-16</u>    | <u>216-Z-16</u>  | <u>Crib</u>              |  |
| <u>216-Z-17</u>    | <u>216-Z-17, 216-Z-17 Ditch</u>  | <u>Trench</u>            |  |
| <u>216-Z-21</u>    | <u>216-Z-21, 216-Z-21 Seepage Basin, PFP Cold Waste Pond</u>                                       | <u>Pond</u>              |  |
| <u>2607-Z</u>      | <u>2607-Z</u>  | <u>Septic Tank</u>       |  |
| <u>2607-Z1</u>     | <u>2607-Z1, Septic Tank and Drainfield</u>   | <u>Septic Tank</u>       |  |
| <u>600-70</u>      | <u>600-70, Solid Waste Management Unit (SWMU) #2 - Miscellaneous Solid Waste</u>                   | <u>Dumping Area</u>      |  |
| <u>UPR-200-W-3</u> | <u>UPR-200-W-3, Railroad Contamination, UN-200-W-3</u>   | <u>Unplanned Release</u> |  |
| <u>UPR-200-W-4</u> | <u>UPR-200-W-4, Railroad Contamination, UN-200-W-4</u>   | <u>Unplanned Release</u> |  |

**OPERABLE UNIT**  
Waste Unit Name

**LEAD REGULATORY AGENCY**  
Waste Unit Aliases

Unit Type

Status

200-WA-1 (continued)

|                     |  |                          |                          |
|---------------------|--|--------------------------|--------------------------|
| <u>UPR-200-W-14</u> | <u>UPR-200-W-14, Waste Line Leak at 242-T Evaporator, UN-200-W-14</u>                      | <u>Unplanned Release</u> | <u>Unplanned Release</u> |
| <u>UPR-200-W-19</u> | <u>UPR-200-W-19, 241-U-361 Overflow, UN-200-W-19</u>                                       | <u>Unplanned Release</u> | <u>Unplanned Release</u> |
| <u>UPR-200-W-23</u> | <u>UPR-200-W-23, Waste Box Fire at 234-5Z, UN-200-W-23</u>                                 | <u>Unplanned Release</u> | <u>Unplanned Release</u> |
| <u>UPR-200-W-33</u> | <u>UPR-200-W-33, Ground Contamination at 224-U, UN-200-W-33 Crib</u>                       | <u>Unplanned Release</u> | <u>Unplanned Release</u> |
| <u>UPR-200-W-36</u> | <u>UPR-200-W-36, Groundwater Contamination at 216-S-1 and 216-S-2</u>                      | <u>Unplanned Release</u> | <u>Unplanned Release</u> |
| <u>UPR-200-W-39</u> | <u>UPR-200-W-39, UN-200-W-39, 224-U Buried Contamination Trench</u>                        | <u>Unplanned Release</u> | <u>Unplanned Release</u> |
| <u>UPR-200-W-41</u> | <u>UPR-200-W-41, Railroad Contamination, UN-200-W-41, REDOX Railroad Cut Contamination</u> | <u>Unplanned Release</u> | <u>Unplanned Release</u> |
| <u>UPR-200-W-44</u> | <u>UPR-200-W-44, Railroad Track Contamination, UN-200-W-44</u>                             | <u>Unplanned Release</u> | <u>Unplanned Release</u> |
| <u>UPR-200-W-46</u> | <u>UPR-200-W-46, Contaminated Railroad Track, H-2 Centrifuge Burial, UN-200-W-46</u>       | <u>Unplanned Release</u> | <u>Unplanned Release</u> |
| <u>UPR-200-W-48</u> | <u>UPR-200-W-48, Contaminated Railroad Track Near 221-U, UN-200-W-48</u>                   | <u>Unplanned Release</u> | <u>Unplanned Release</u> |
| <u>UPR-200-W-51</u> | <u>UPR-200-W-51, Release from 241-S Diversion Box, UN-200-W-51, UPR-200-W-52</u>           | <u>Unplanned Release</u> | <u>Unplanned Release</u> |
| <u>UPR-200-W-55</u> | <u>UPR-200-W-55, Uranium Powder Spill at 224-U, UN-200-W-55</u>                            | <u>Unplanned Release</u> | <u>Unplanned Release</u> |



**OPERABLE UNIT**  
Waste Unit Name

**LEAD REGULATORY AGENCY**  
Waste Unit Aliases

**Unit Type**

**Status**

200-WA-1 (continued)

|                      |  |                          |                          |
|----------------------|--|--------------------------|--------------------------|
| <u>UPR-200-W-60</u>  | <u>UPR-200-W-60, Railroad Contamination, UN-200-W-60</u>                                     | <u>Unplanned Release</u> | <u>Unplanned Release</u> |
| <u>UPR-200-W-63</u>  | <u>UPR-200-W-63, Road Contamination along the South Shoulder of 23rd Street, UN-200-W-63</u> | <u>Unplanned Release</u> | <u>Unplanned Release</u> |
| <u>UPR-200-W-65</u>  | <u>UPR-200-W-65, Contamination in the T-Plant Railroad Cut, UN-200-W-65</u>                  | <u>Unplanned Release</u> | <u>Unplanned Release</u> |
| <u>UPR-200-W-67</u>  | <u>UPR-200-W-67, Contamination near 2706-T, UN-200-W-67</u>                                  | <u>Unplanned Release</u> | <u>Unplanned Release</u> |
| <u>UPR-200-W-71</u>  | <u>UPR-200-W-71, UN-200-W-71, Contamination Spread along 16th Street</u>                     | <u>Unplanned Release</u> | <u>Unplanned Release</u> |
| <u>UPR-200-W-73</u>  | <u>UPR-200-W-73, Contaminated Railroad Track at 221-T, UN-200-W-73</u>                       | <u>Unplanned Release</u> | <u>Unplanned Release</u> |
| <u>UPR-200-W-78</u>  | <u>UPR-200-W-78, UO3 Powder Spill at 224-U, UN-200-W-78</u>                                  | <u>Unplanned Release</u> | <u>Unplanned Release</u> |
| <u>UPR-200-W-99</u>  | <u>UPR-200-W-99, UN-216-W-7, 153-TX Diversion Box Contamination Spread, UN-200-W-99</u>      | <u>Unplanned Release</u> | <u>Unplanned Release</u> |
| <u>UPR-200-W-101</u> | <u>UPR-200-W-101, UN-216-W-9, 221-U Acid Spill R-1 through R-9, UN-200-W-101</u>             | <u>Unplanned Release</u> | <u>Unplanned Release</u> |
| <u>UPR-200-W-103</u> | <u>UPR-200-W-103, 216-Z-18 Line Break, UN-216-W-13, UN-200-W-103, Pipe Line Leak</u>         | <u>Unplanned Release</u> | <u>Unplanned Release</u> |
| <u>UPR-200-W-111</u> | <u>UPR-200-W-111, Sludge Trench at 207-U, UN-216-W-21</u>                                    | <u>Unplanned Release</u> | <u>Unplanned Release</u> |
| <u>UPR-200-W-112</u> | <u>UPR-200-W-112, Sludge Trench at 207-U, UN-216-W-22</u>                                    | <u>Unplanned Release</u> | <u>Unplanned Release</u> |

**OPERABLE UNIT**  
Waste Unit Name

**LEAD REGULATORY AGENCY**  
Waste Unit Aliases

**Unit Type**

**Status**

200-WA-1 (continued)

|                      |   |                          |  |
|----------------------|---|--------------------------|--|
| <u>UPR-200-W-116</u> | <u>UPR-200-W-116, UN-216-W-26, Ground Contamination North of 202-S, UN-200-W-116</u>                                  | <u>Unplanned Release</u> |  |
| <u>UPR-200-W-117</u> | <u>UPR-200-W-117, Railroad Track Contamination, UN-216-W-27</u>   | <u>Unplanned Release</u> |  |
| <u>UPR-200-W-118</u> | <u>UPR-200-W-118, Contamination at 211-U, UN-216-W-28, UN-200-W-118</u>   | <u>Unplanned Release</u> |  |
| <u>UPR-200-W-138</u> | <u>UPR-200-W-138, 221-U Vessel Vent Blower Pit French Drain, UN-216-W-11, UN-200-W-138, UN-200-W-22, UPR-200-W-22</u> | <u>Unplanned Release</u> |  |
| <u>UPR-200-W-162</u> | <u>UPR-200-W-162, Contaminated Area on East Side of 221-U, UN-216-W-37</u>  | <u>Unplanned Release</u> |  |
| <u>UPR-200-W-165</u> | <u>UPR-200-W-165, Contamination Area East of 241-S, UN-216-W-30</u>   | <u>Unplanned Release</u> |  |
| <u>UPR-200-W-166</u> | <u>UPR-200-W-166, Contamination Migration from 241-T Tank Farm, UN-216-W-31</u>                                       | <u>Unplanned Release</u> |  |

Groundwater Operable Units

| Operable Unit      | Lead Regulatory Agency | Past Practice Process |
|--------------------|------------------------|-----------------------|
| 100-BC-5 (GW O.U.) | EPA                    | CPP                   |
| 100-FR-3 (GW O.U.) | EPA                    | CPP                   |
| 100-HR-3 (GW O.U.) | Ecology                | CPP                   |
| 100-KR-4 (GW O.U.) | EPA                    | CPP                   |
| 100-NR-2 (GW O.U.) | Ecology                | CPP                   |
| 200-BP-5 (GW O.U.) | <u>EPA Ecology</u>     | CPP                   |
| 200-PO-1 (GW O.U.) | Ecology                | CPP                   |
| 200-UP-1 (GW O.U.) | <u>Ecology EPA</u>     | CPP                   |
| 200-ZP-1 (GW O.U.) | EPA                    | CPP                   |
| 300-FF-5 (GW O.U.) | EPA                    | CPP                   |

\* Active waste management units where a hazardous substance has been potentially released or a substantial threat of a release of a hazardous substance exists.

\*\*Treatment Storage and Disposal (TSD) units where closure and permitting activities are to be coordinated with past practice investigation and remediation activities.

† Interim Action Record of Decision for the 100-BC-1, 100-BC-2, 100-DR-1, 100-DR-2, 100-FR-1, 100-FR-2, 100-HR-1, 100-HR-2, 100-KR-1, 100-KR-2, 100-IU-2, 100-IU-6, and 200-CW-3 Operable Units (1999)

|  |  |                                       |
|--|--|---------------------------------------|
| <b>Change Number</b><br><br>M-16-09-03 | <b>Federal Facility Agreement and Consent Order<br/>Change Control Form</b><br><br>Do not use blue ink. Type or print using black ink. | <b>Date</b><br><br>September 15, 2010 |
|--|--|---------------------------------------|

**Originator**  
Matthew S. McCormick **Phone** 373-9971

**Class Of Change**  
 I - Signatories                     
 II - Executive Manager                     
 III - Project Manager

**Change Title**  
Modify M-016-00 major milestone scope and establish additional M-016 series milestones to implement U Plant (221 U facility) remediation.

**Description/Justification Of Change**

In accordance with the February 2009 Agreement In Principle (AIP) signed by the Tri-Parties, DOE developed a Central Plateau Cleanup Completion Strategy for overall clean-up of the Central Plateau including non-tank farm waste site operable units, excess facilities and groundwater remediation. The Parties also agreed to conduct negotiations for the facilities in an AIP on Central Plateau facility disposition signed in August 2008.

Coordination of waste site remediation with remediation of canyon facilities and closure of tank farm waste management areas (WMAs) was evaluated as part of DOE's strategy and during follow-on discussions and negotiations among the Tri-Parties.

This change package, in conjunction with accompanying change packages M-15-09-02 and M-85-10-01, modifies the scope of the M-016-00 major milestone to exclude past practice waste sites associated with B Plant, PUREX, and REDOX canyon buildings and establishes additional milestones to implement U Plant canyon (221 U Facility) remediation.

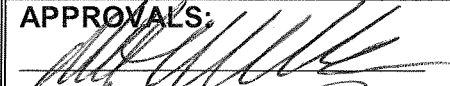


*Continued on page 2*

**Impact Of Change**

The scope of the M-016-00 major milestone is modified to remove scope to be covered by the new M-085 milestone series. New milestones for U Plant canyon remediation are added. This change package was developed in conjunction with M-15-09-02 (site investigation milestones), M-85-10-01 (canyons, associated waste sites, and other excess facilities), C-09-07 (operable unit assignments).

**Affected Documents**

The HFFACO, as amended, and Hanford Site internal planning, management, and budget documents (e.g., USDOE and USDOE contractor Baseline Change Control documents; Multi-Year Work Plan; Site-wide Systems Engineering Control Documents, and Project Management Plans).

|   |  |             |
|---|--|-------------|
| <b>APPROVALS:</b>   |  | Page 1 of 3 |
| DOE      | 10/15/10 <input checked="" type="checkbox"/> Approved    ___ Disapproved |             |
| EPA      | 10/20/10 <input checked="" type="checkbox"/> Approved    ___ Disapproved |             |
| Ecology  | 10/26/10 <input checked="" type="checkbox"/> Approved    ___ Disapproved |             |

**Description/Justification Of Change**

*Continued from page 1*




The current M-016-00 major milestone requires remedial actions for all non-tank farm operable units to be completed by September 30, 2024. The milestones for the Remedial Investigation Feasibility Study (RI/FS) process contained in Change Package M-15-09-02 establish the schedule for the RI/FS process for non-tank farm waste sites.

The major milestone, M-016-00 is revised to encompass remediation for non-tank farm and non-canyon operable units. Past practice waste sites associated with canyon facilities are addressed in accompanying change package M-85-10-01.

This change package also incorporates interim milestones for remediation of the U Plant canyon (221 U Facility) for which a Record of Decision and RD/RA Work Plan have been issued.

Changes to milestones are indicated by Double Underline to indicate addition of text and by ~~Strikeout~~ to indicate deletion of text.

|                   |   |                   |
|-------------------|---|-------------------|
| M-016-00          | <p>Complete remedial actions for all non-tank farm <u>and non-canyon</u> operable units.</p> <p>Note: See operable unit LRA designation listing in Appendix C.</p> <p>It is assumed that the Record of Decision will be signed 6 months after the <u>public comment period closes on the proposed plan</u> <del>is submitted</del>. Per Action Plan Section 11.6 a day-for-day slip in the RD/RA Work Plan due date will be given for each day the remedy decision is not issued past the 6 month date. The document review, comment and approval process prescribed in the action plan of the HFFACO Section 9 will be followed.</p> <p>The schedule for completion of the construction of the remedy will reflect the scope and complexity of the selected remedial action. The schedule for remedial action implementation will be established upon regulatory agency approval of the RD/RA work plans and is enforceable as a HFFACO requirement.</p> | 09/30/2024        |
| <u>M-016-200A</u> | <u>Complete U Plant canyon (221 U Facility) demolition in accordance with the Remedial Design/Remedial Action Work Plan.</u>  | <u>9/30/2017</u>  |
| <u>M-016-200B</u> | <u>Complete U Plant (221 U Facility) barrier construction in accordance with the Remedial Design/Remedial Action Work Plan.</u>   | <u>09/30/2021</u> |

|  |  |                                |
|--|--|--------------------------------|
| <b>Change Number</b><br>M-85-10-01   | <b>Federal Facility Agreement and Consent Order<br/>Change Control Form</b><br>Do not use blue ink. Type or print using black ink. | <b>Date</b><br>March 18, 2010  |
| <b>Originator</b><br>Matthew S. McCormick  |  | <b>Phone</b><br>(509) 373-9971 |
| <b>Class of Change</b><br><input checked="" type="checkbox"/> I - Signatories <input type="checkbox"/> II - Executive Manager <input type="checkbox"/> III - Project Manager   |  |                                |
| <b>Change Title</b><br>Modify Tri-Party Agreement to add M-85 series milestones for Central Plateau facilities and associated waste sites.   |  |                                |
| <b>Description/Justification of Change</b><br><p>In accordance with the February 2009 Agreement In Principle (AIP) signed by the Tri-Parties, DOE developed a Central Plateau cleanup completion strategy for overall clean-up of the Central Plateau including non-tank farm waste site operable units, excess facilities and groundwater remediation. The Parties also agreed to conduct negotiations for the facilities in an AIP on Central Plateau facility disposition signed in August 2008.</p> <p>The five Central Plateau canyon buildings – U Plant, B Plant, PUREX, REDOX, and T Plant – and associated past practice waste sites were included in the discussions and negotiations among the Parties. The U Plant CERCLA record of decision has already been approved; as a result the U Plant canyon remediation will remain in the M-16 milestone series. The T Plant canyon is still in active operations and is not included in these milestones. After operations are complete, T Plant will be dispositioned in accordance with Action Plan sections 7 and 8. For the three remaining canyons and associated past practice waste sites, the CERCLA remedial action process will be utilized through establishment of new operable units (200-CB-1, 200-CP-1, and 200-CR-1) with milestones established in the M-085 milestone series.</p> <p><i>Continued on page 2</i></p> |  |                                |
| <b>Impact of Change</b><br>Approval of this change package impacts the existing milestones for developing feasibility studies, proposed plans, and for conducting response actions on the Central Plateau. This change package was developed in conjunction with Change Packages M-15-09-02 (site investigation milestones), M-16-09-03 (response action milestones), and C-09-07 (operable unit assignments).   |  |                                |
| <b>Affected Documents</b><br>The Hanford Federal Facility Agreement and Consent Order, as amended, and Hanford Site internal planning, management and budget documents (e.g., baseline control documents, related work authorization and directives). Specifically, this change will result in development of new remedial investigation/feasibility study work plans for the B Plant, PUREX, and REDOX canyon facilities and associated past practice waste sites. Additional documentation to be developed will include follow-on CERCLA decision and implementation documents. Work plans for implementation of removal action memoranda for the 224 B and 224T facilities will be developed, as will one or more Engineering Evaluation/Cost Analysis documents for removal actions for other Tier 2 facilities on the Central Plateau.  |  |                                |
| <b>Approvals</b><br><br>_____<br>Date <u>10/13/10</u> <input checked="" type="checkbox"/> Approved                      ___ Disapproved<br><br>_____<br>Date <u>10/27/10</u> <input checked="" type="checkbox"/> Approved                      ___ Disapproved<br><br>_____<br>Date <u>10/26/10</u> <input checked="" type="checkbox"/> Approved                      ___ Disapproved   |  | Page 1 of 3                    |

## **Description/Justification of Change**

*Continued from page 1*

Cleanup of Tier 2 facilities identified in the newly established Appendix J will utilize CERCLA response actions and are included in the scope of M-85 milestones.

A new major milestone for completion of response actions for canyon buildings, associated past practice waste sites, and Tier 2 facilities defined in Appendix J has been established. New interim milestones for RI/FS work plans are included for canyons and associated waste sites operable units (200-CB-1, 200-CP-1, and 200-CR-1). The work plans will lead to CERCLA Remedial Action decision documents that will be followed by Remedial Design/Remedial Action Work Plans.




Approval of this change package will result in the following modification to Appendix D of the Action Plan:

- Establish a new major milestone for completion of response actions for canyon buildings/associated past practice waste sites, other Central Plateau Tier 1 facilities not covered by existing milestones, and Central Plateau Tier 2 facilities.
- Establish new interim milestones for submittal of RI/FS work plans for the B Plant, PUREX, and REDOX canyon/associated waste site operable units.
- Establish interim milestones for submittal of removal action work plans for two Tier 2 facilities.



Changes to milestones are displayed by Double Underline to indicate addition of text and by ~~Strikeout~~ to indicate deletion of text.

| <b>Number</b>   | <b>Description</b>   | <b>Due date</b>   |
|---|--|-------------------|
| <u>M-085-00</u><br><u>LEAD</u><br><u>AGENCY:</u><br><br><u>DUAL</u> | <u>Complete response actions for the canyon facilities/associated past practice waste sites, other Tier 1 Central Plateau facilities not covered by existing milestones, and Tier 2 Central Plateau facilities.</u><br><br><u>This includes B Plant, PUREX, and REDOX canyons and associated past practice waste sites in 200-CB-1, 200-CP-1, and 200-CR-1 OUs. The milestone does not include U Plant or T Plant canyons.</u> | <u>TBD</u>        |
| <u>M-085-01</u>   | <u>Submit a change package to establish a date for major milestone M-085-00.</u>   | <u>09/30/2012</u> |
| <u>M-085-10A</u>  | <u>Submit Remedial Investigation/Feasibility Study Work Plan for the 200-CB-1 OU (B Plant Canyon/associated past practice waste sites) to Ecology.</u>   | <u>12/31/2011</u> |
| <u>M-085-20A</u>  | <u>Submit Remedial Investigation/Feasibility Study Work Plan for the 200-CP-1 OU (PUREX Canyon/associated past practice waste sites) to Ecology.</u>   | <u>09/30/2015</u> |
| <u>M-085-30A</u>  | <u>Submit Remedial Investigation/Feasibility Study Work Plan for the 200-CR-1 OU (REDOX Canyon /associated past practice waste sites) to EPA.</u>  | <u>12/31/2017</u> |
| <u>M-085-50</u>   | <u>Submit revised removal action work plan for the 224B Concentration Facility in accordance with the Action Memorandum for the Non-Time Critical Removal Action for the 224-B Plutonium Concentration Facility (DOE/RL-2004-36). A change package with a completion milestone will accompany the submittal of the work plan.</u>  | <u>12/31/2015</u> |
| <u>M-085-51</u>   | <u>Submit removal action work plan for the 224T Transuranic Storage and Assay Facility in accordance with the Action Memorandum for the Non-Time-Critical Removal Action for the 224-T Plutonium Concentration Facility (DOE/RL-2004-68). A change package with a completion milestone will accompany the submittal of the work plan.</u>  | <u>12/31/2025</u> |
| <u>M-085-60</u>   | <u>Complete Engineering Evaluation/Cost Analysis report(s) for all Tier 2 facilities listed in Appendix J.</u>   | <u>03/31/2018</u> |

|  |   |                                |
|--|---|--------------------------------|
| <b>Change Number</b><br>P-00-09-02   | <b>Federal Facility Agreement and Consent Order<br/> Change Control Form</b><br>Do not use blue ink. Type or print using black ink. | <b>Date</b><br>March 18, 2010  |
| <b>Originator</b><br>Matthew S. McCormick  |   | <b>Phone</b><br>(509) 373-9971 |
| <b>CLASS OF CHANGE</b><br><input type="checkbox"/> I - Signatories <input checked="" type="checkbox"/> II - Executive Manager <input type="checkbox"/> III - Project Manager   |   |                                |
| <b>CHANGE TITLE</b><br>Update Tri-Party Agreement Action Plan, Sections 7.0 and 8.0 to incorporate changes to the Central Plateau cleanup approach coordinating waste site and facility disposition.   |   |                                |
| <b>DESCRIPTION/JUSTIFICATION OF CHANGE</b><br>This change package revises the Tri-Party Agreement Action Plan Section 8.0, <i>Facility Decommissioning Process</i> , in a general update. When Section 8.0 was initially included in the Tri-Party Agreement in 1995, many of the significant processing and operational facilities (Key Facilities) were awaiting a defined disposition process. The purpose of Section 8.0 was to establish a process that coordinated the requirements of DOE's decommissioning processes with the requirements of RCRA and CERCLA, as they relate to disposition of facilities. The designated Key Facilities have completed the transition from operations to the surveillance and maintenance or disposition phases. In the accompanying change packages, the regulatory disposition path has been set for the canyon facilities, the last remaining Key facilities without a path forward. As a result, the processes described in Section 8.0 are no longer applicable. This change package describes the regulatory path forward for disposition of the canyons using established CERCLA remedial action and RCRA closure processes. The change package also defines the process for disposition of other facilities using a graded approach and CERCLA response actions as needed.<br><i>Continued on page 2</i> |   |                                |
| <b>IMPACT OF CHANGE</b><br>The modification supports implementation of coordinated Central Plateau cleanup for waste sites and facilities. This change recognizes that CERCLA processes will be used for disposition of most Hanford Site facilities that have had a release or have a substantial threat of release of hazardous substances. A graded approach for determining the need for a CERCLA response action is established. This change package was developed in conjunction with accompanying change packages M-15-09-02 (site investigation milestones), M-16-09-03 (response action milestones), M-85-10-01 (canyon OU milestones), A-10-01 (Action Plan definitions) and J-09-01 (new Action Plan Appendix J).   |   |                                |
| <b>AFFECTED DOCUMENTS</b><br>The HFFACO, as amended, and Hanford Site internal planning, management, and budget documents (e.g., USDOE and USDOE contractor Baseline Change Control documents; Multi-Year Work Plan; Sitewide Systems Engineering Control Documents, and Project Management Plans). Development of transition-related documents previously required by Section 8 will no longer be necessary. A Facility Evaluation will be prepared to apply the graded approach for Central Plateau facilities.  |   |                                |
| <b>APPROVALS</b><br> _____ Date <u>10/13/10</u> <input checked="" type="checkbox"/> Approved    ___ Disapproved<br> _____ Date <u>10/20/10</u> <input checked="" type="checkbox"/> Approved    ___ Disapproved<br> _____ Date <u>10/26/10</u> <input checked="" type="checkbox"/> Approved    ___ Disapproved   |   | Page 1 of 23                   |

*Continued from page 1*

Changes to Tri-Party Agreement text are displayed by Double Underline to indicate addition of text and by ~~Strikeout~~ to indicate deletion of text.

### **7.1 INTRODUCTION, (paragraph 5)**

In accordance with Section 3.1, and discussed in Section ~~8.3~~, the parties may elect to disposition facilities (as the term "facility" is defined in Section 8) outside of Section 8.0 requirements and include the disposition of facilities under the past-practices processes. Such actions ~~can~~ will proceed under ~~either the CPP or the RPP Program.~~

### **7.2.2 Operable Unit Scoping Activity (paragraph 1)**

The operable unit scoping activity will be used to support the initial planning phase for each RI/FS (or RFI/CMS). Such activity and planning will result in an overall management strategy for each operable unit. In some cases, the operable unit management strategy may include facility (as defined in Section 8) dispositioning activities which will be integrated with this process as discussed under Section 8.3, "Decommissioning Process Planning." Canyon buildings on the Central Plateau are grouped with associated waste sites into canyon area operable units, defined in Appendix C, for disposition under the CPP program. The DOE shall assemble and evaluate existing data and information about the individual waste management units within each operable unit. The data and information obtained during each operable unit scoping activity will be used to support the logic for the RI/FS (or RFI/CMS) work plan and, therefore, will be submitted as part of each work plan.

## 8.0 FACILITY ~~DECOMMISSIONING~~ DISPOSITION PROCESS

### 8.1 INTRODUCTION

The facility ~~decommissioning~~ disposition process defines the approach by which DOE, with involvement of the lead regulatory agencies, will take a facility from operational status to its end state condition (final disposition) at Hanford. This is accomplished by the completion of facility transition, surveillance and maintenance (S&M), and disposition phase activities. The process is designed to integrate ~~DOE HQ guidance (U.S. Department of Energy, Office of Environmental Restoration, Decommissioning Handbook, DOE/EM-0142D, March 1994, and U.S. Department of Energy, Office of Environmental Management, Decommissioning Resource Manual, DOE/EM-0246, August 1995, hereafter referred to as the EM-40 Guidance Documents-DOE Order 430.1B, U.S. Department of Energy Real Property Asset Management, September 24, 2003 and The Decommissioning Handbook (DOE/EM-0383, January 2000),~~ and to ensure compliance with environmental regulations, including waste management, closure and post closure requirements under RCRA, and remedial and/or removal action requirements under CERCLA.

Facility ~~decommissioning~~ disposition at Hanford will proceed on a priority-based path that results in an expedient and cost efficient transition of facilities to a safe and stable condition that presents no significant threat of release of hazardous substances into the environment and no significant risk to human health and the environment. The methodology allows for cases where higher priority Hanford cleanup activities warrant deferring regulated unit closure actions until prioritization decisions are made to proceed with the disposition phase.

Notwithstanding any other provision of Section 8.0, EPA and Ecology reserve the right to require closure in accordance with Federal and State hazardous waste law, and the Agreement, and to require response or corrective actions in accordance with RCRA and CERCLA and the Agreement, at any time. During the facility ~~decommissioning~~ disposition process, DOE shall comply with all applicable environmental, safety and health, and security requirements.

#### 8.1.1 Background

The DOE consolidated virtually all of its waste management, remedial action and decontamination and decommissioning (D&D) program activities in 1989 into the Office of Environmental Management (EM). Within EM, the Office of Environmental Restoration was assigned responsibility for performing remedial actions, S&M, and dispositioning activities for DOE facilities. When Section 8.0, *Facility Decommissioning Process*, (now *Facility Disposition Process*) was initially included in the Tri-Party Agreement in 1995, many of the significant processing and operational facilities were awaiting a defined disposition process. The purpose of Section 8.0 was to establish a process that coordinated the requirements of DOE's decommissioning processes with the requirements of environmental regulations, such as RCRA and CERCLA, as they relate to disposition of facilities. As part of this effort, the parties identified "Key" facilities, or those that were determined to present sufficient potential environmental concern that coordination of the decommissioning process with cleanup activities under the Tri-Party Agreement was deemed necessary.

~~With the downsizing of both nuclear weapons inventories and nuclear material production capabilities, the DOE HQ established the Office of Facility Transition in mid 1992. This office is chartered with management of the transition from operational status to shutdown status for the numerous facilities used for nuclear material production or otherwise involved in the DOE nuclear program.~~

**8.1.2 Applicability**

~~This section applies~~ Section 8.0 was applied to the transition, the S&M surveillance and maintenance, and/or the disposition of key facilities located on the Hanford Site that ~~were~~ are not fully addressed under Section 6.0, (*TSD Process*), or Section 7.0, (*Past Practice Process*), of this Action Plan. As used in Section 8, the term “facility” is defined to mean buildings and structures used for material handling and processing, storage, maintenance, administrative, or support activities on the Hanford Site and is not to be confused with the term “facility” as defined under WAC 173-303-040, CERCLA or RCRA. Facilities may be above or below grade and may be contaminated or uncontaminated.

Key Facilities subject to this Section 8.0 process ~~which have been~~ identified by the parties to date included the following: PUREX, PFP (234-5Z and 236Z), B Plant, FFTF, UO<sub>3</sub> Plant, U Plant, REDOX (202-S Building), and DOE’s old reactor buildings (specifically: 105-B, 105-C, 105-F, 105-D, 105-DR, 105-H, 105-KE, 105-KW, and 105/109-N buildings). The 105 reactor buildings, UO<sub>3</sub> Plant, and REDOX are recognized as already having been transferred to DOE’s Environmental Restoration Program. On approval of each facility Surveillance and Maintenance Plan by the Lead Regulatory Agency (see section 8.6), these facilities will be recognized as having entered the surveillance and maintenance phase as described within this section. As of February 2010, the Key facilities have been retired from active operation and are either (1) in S&M mode pending final disposition (e.g. B Plant, REDOX, and PUREX), (2) have final disposition decisions that are being implemented (U Plant and PFP), or (3) have completed their primary disposition phase and are being monitored in interim safe storage (e.g. most of the reactor buildings). The status of each of the Key facilities is described in Table 8-1.

**Table 8-1 Status of “Key Facilities as of March 2010**

| <u>Facility</u>                | <u>Status</u>   |
|--------------------------------|---|
| <b><u>Canyon Buildings</u></b> |   |
| <u>PUREX</u>                   | <p><u>Deactivated in accordance with PUREX/UO<sub>3</sub> Deactivation Project Management Plan (WHC-SP-1011D) and PUREX Deactivation End Point Criteria (WHC-SD-TPP-053).</u></p> <p><u>S&amp;M performed in accordance with Surveillance and Maintenance Plan for the PUREX Facility (DOE/RL-98-35).</u></p> <p><u>Final disposition to be addressed using CERCLA remedial action coordinated with RCRA closure. Completion schedules to be established with RI/FS Work Plans and RD/RA Work Plans in accordance with Action Plan Section 11.6. (M-85 milestones) and closure conditions/schedules established in the Hanford Facility Dangerous Waste Permit.</u></p> |
| <u>B Plant</u>                 | <p><u>Deactivated in accordance with B Plant End Points Document (WHC-SD-TPP-054).</u></p> <p><u>S&amp;M performed in accordance with Surveillance and Maintenance Plan for the 221-B Facility (B Plant) (DOE/RL-99-24).</u></p> <p><u>Final disposition to be addressed using CERCLA remedial action coordinated with RCRA closure. Completion schedules to be established with RI/FS Work Plans and RD/RA Work Plans in accordance with Action Plan Section 11.6. (M-85 milestones)</u></p>   |
| <u>U Plant</u>                 | <p><u>Retired from active operations in approximately 1964; not formally deactivated.</u></p> <p><u>Final disposition and interim S&amp;M in accordance with the Record of Decision for the 221-U [EPA 2005] and Remedial Design/Remedial Action Work Plan (DOE/RL-2006-21). (M-16 milestones)</u></p>  |

| <b>Facility</b>                            | <b>Status</b>   |
|--|---|
| <u>REDOX</u>                               | <p><u>Retired from active operations in 1967; limited deactivation. S&amp;M performed in accordance with Surveillance and Maintenance Plan for the REDOX Facility (DOE/RL-98-19).</u></p> <p><u>Final disposition to be addressed using CERCLA remedial action. Completion schedules to be established with RI/FS Work Plans and RD/RA Work Plans in accordance with Action Plan Section 11.6. (M-85 milestones)</u></p>  |
| <b><u>Production Reactor Buildings</u></b> |   |
| <u>105-B</u>                               | <p><u>S&amp;M performed in accordance with Surveillance And Maintenance Plan For 105-B Reactor Facility (DOE/RL-2001-68).</u></p> <p><u>Because the reactor was designated a National Historic Landmark in August 2008, further management and disposition to be addressed in accordance with Nation Park Service requirements. No further CERCLA response action is anticipated.</u></p>   |
| <u>105-C</u>                               | <p><u>In Interim safe storage with S&amp;M performed in accordance with Surveillance and Maintenance Plan For 105-C Reactor Safe Storage Enclosure (DOE/RL-98-44). Final disposition to be determined (M-93 milestones).</u></p>  |
| <u>105-D</u>                               | <p><u>In Interim safe storage with S&amp;M performed in accordance with Surveillance and Maintenance Plan For 105-D Reactor Safe Storage Enclosure (DOE/RL-2004-59). Final disposition to be determined (M-93 milestones).</u></p>  |
| <u>105-DR</u>                              | <p><u>In Interim safe storage with S&amp;M performed in accordance with Surveillance and Maintenance Plan For 105-DR Reactor Safe Storage Enclosure (DOE/RL-2002-28) Final disposition to be determined (M-93 milestones).</u></p>  |
| <u>105-F</u>                               | <p><u>In Interim safe storage with S&amp;M performed in accordance with Surveillance and Maintenance Plan For 105-F Reactor Safe Storage Enclosure (DOE/RL-2003-45). Final disposition to be determined (M-93 milestones).</u></p>  |
| <u>105-H</u>                               | <p><u>In Interim safe storage with S&amp;M performed in accordance with Surveillance and Maintenance Plan For 105-H Reactor Safe Storage Enclosure (DOE/RL-2005-67). Final disposition to be determined (M-93 milestones).</u></p>  |
| <u>105-KE</u><br><u>105-KW</u>             | <p><u>To be dispositioned in accordance with Removal Action Work Plan for 105-KE/KW Reactor Facilities and Ancillary Facilities (DOE/RL-2005-26).</u></p> <p><u>Completion schedules to be established in accordance with Action Plan Section 11.6. (M-93 milestones)</u></p>   |
| <u>105/109-N</u>                           | <p><u>To be dispositioned in accordance with Removal Action Work Plan for 105-N 109-N Buildings Interim Safe Storage and Related Facilities (DOE/RL-2005-43)</u></p> <p><u>Completion schedules to be established in accordance with Action Plan Section 11.6. (M-93 milestones).</u></p>   |
| <b><u>Others</u></b>                       |   |
| <u>PFP (234-5Z and 236Z)</u>               | <p><u>Demolition of above ground structures in accordance with Non-Time Critical Removal Action Memorandum for PFP Above Ground Structures (DOE/RL-2005-13).</u></p> <p><u>Completion schedules have been established in accordance with Action Plan Section 11.6. (M-83 milestones)</u></p>  |
| <u>FFTF</u>                                | <p><u>S&amp;M being performed in accordance with Surveillance and Maintenance Plan for the Fast Flux Test Facility (DOE/RL-2009-26) in accordance with milestone M-081-00A.</u></p>   |
| <u>UO<sub>3</sub> Plant</u>                | <p><u>Deactivated in accordance with PUREX/UO<sub>3</sub> Deactivation Project Management Plan (WHC-SP-1011D).</u></p> <p><u>Disposition in progress in accordance with Action Memorandum for Non-Time Critical Removal Action For U-Plant Ancillary Facilities (DOE/RL-2004-67) and U Plant Ancillary Facilities Removal Action Work Plan (DOE/RL-2004-83)</u></p> <p><u>Completion schedules have been established in accordance with U Plant Ancillary Facilities Removal Action Work Plan (DOE/RL-2004-83).</u></p> |

### 8.1.3 Disposition Of Other Facilities

Other ~~key~~ facilities that the parties agree are subject to Section 8.0 will be ~~decommissioned~~ disposed in accordance with the provisions of this section and any milestones established specific to those facilities. If there is a conflict between the provisions of this section and of a specific milestone, the provisions of the milestone will prevail. This section does not apply to the following:

- ~~Any waste disposal unit (e.g., crib, pond, ditch, landfill),~~
- RCRA treatment or storage units either fully closed or scheduled for closure under Section 6.0 that result in the final disposition of the facility, ~~or result in a remaining facility that does not qualify as a "key facility".~~
- Any facility which is fully addressed as part of a past-practice operable unit under Section 7.0 of this action plan (i.e., N-area pilot project) ~~or which is addressed under Section 7.0 to a condition which results in a remaining facility that does not qualify as a "key facility".~~
- ~~Facilities on the Hanford Site that have already been transferred to the ER Program and which will be decommissioned as a part operable unit remediation under Section 7.0 or under DOE authority, unless identified as key facilities by the parties.~~

Additional key facilities may be identified by the parties for CERCLA response actions on a case by case basis, using the following general criteria:

- Facilities that do not fall into any of the categories summarized in the bullets above,
- Facilities that will undergo a surveillance and maintenance period greater than 180 days with hazardous substances to be left in place,
- Facilities where either physical closure actions or waste unit remediation must be performed in conjunction with facility disposition, and/or
- Central Plateau facilities identified during the graded approach (Facility Evaluation) identified and incorporated into Appendix J of the Action Plan.
- ~~Facilities that may be addressed in conjunction with any other facility which qualifies as a key facility.~~

~~Upon identification as a key facility subject to Section 8.0, EPA and Ecology will designate a lead regulatory agency in accordance with Section 5.6.~~

~~Key Facilities do not include uncontaminated structures (i.e., contains no hazardous substances), or facilities which are fully disposed following a decision to remove them from use.~~

~~Only with the agreement of DOE and the lead regulatory agency may key facilities (or portions thereof) be used for alternative beneficial uses, and be addressed independent of Section 8.0.~~

Facilities on the Central Plateau will be characterized to determine the hazards and risks. A Facility Evaluation, described in Section 8.1.4 will be completed for these facilities to determine how the graded approach will be applied. The Facility Evaluation will place a facility into one of the following tiers:

- **Tier 1 facilities** are facilities historically designated as “Key” (Section 8.1.2) or other complex facilities that played a major role in Hanford’s primary mission activities related to nuclear materials. Tier 1 facilities are generally large heavily shielded metal and concrete structures containing tanks, heavily shielded gloveboxes or hot cells, underground vaults, piping etc. that are integral to the facility structure which pose a threat of release of hazardous substances to the environment during disposition. Tier 1 facilities will be dispositioned under CERCLA as either a remedial action or a removal action, coordinated with closure of RCRA TSD units as needed.
- **Tier 2 facilities** are facilities not identified as Tier 1 that require a CERCLA response action. The disposition of Tier 2 facilities will be coordinated with closure of RCRA TSD units as needed.
- **Other facilities** not designated as Tier 1 or Tier 2. These facilities do not have a release or substantial threat of release of hazardous substances and will be dispositioned through the appropriate DOE processes.

### **8.1.3 Decommissioning Relationships and Key Planning Documentation**

Table 8-1 shows the relationship between phases, processes and key planning documents that support the overall decommissioning process. A general description of key planning documents is included here. Additional information is provided in following text specific to the individual phases. Definitions specific to the facility decommissioning process are included in Appendix A of this document. The process described in Section 9.3 will be used to modify applicable documentation.



**Table 8-1 Decommissioning Process Relationships**

| DECOMMISSIONING PHASES       | FACILITY PROCESSES  | KEY PLANNING DOCUMENTS  |
|------------------------------|---|---|
| Transition                   | Stabilization<br>Deactivation<br>Surveillance<br>Maintenance<br>Decontamination | Project Management Plan (PMP)<br>Facility Transition End Point Criteria Document<br>Preclosure Work Plan<br>Surveillance and Maintenance Plan |
| Surveillance and Maintenance | Surveillance<br>Maintenance<br>Deactivation*<br>Decontamination*                | Surveillance and Maintenance Plan   |
| Disposition                  | Decontamination<br>Dismantlement<br>Entombment<br>Closure<br>Site Restoration   | Decision Document (e.g., Action Memo, ROD, RCRA Closure Plan**)<br>Project Design Report  |

\* Completed on a case-by-case basis to further reduce facility surveillance and maintenance expenses.

\*\* RCRA Closure Plan applicable to TSD units within the facility.

Project Management Plan: An internal DOE management plan prepared to aid in governing the successful completion of a project. The Plan defines DOE and DOE contractor organization, and responsibilities for executing the project. It outlines the work breakdown structure for the activities, clearly identifying the scope of work based on the technical criteria established. This document incorporates cost and schedule planning. The PMP is used to establish cost controls and milestones for tracking and reporting status on key processes and activities from start to finish of the phase. Project Management Plans are prepared during the transition phase.

Facility Transition End Point Criteria Document: A document developed during the transition phase that establishes the physical state of the systems and spaces within the facility to be achieved at the end of the transition phase. This document is used to satisfy programmatic requirements for transition to the S&M phase. The actual condition of the facility at the end of transition will be documented as part of the S&M plan.

Preclosure Work Plan: A document submitted during the transition phase. The preclosure work plan will contain, but is not limited to, elements summarized in Table 8-2. This preclosure work plan is based in part on the facility transition end point criteria document and S&M plan. The transition end point criteria document and the S&M plan are considered part of the preclosure work plan as they pertain to information related to RCRA TSD units.

Surveillance and Maintenance Plan: A document outlining facility specific activities taken to address essential systems monitoring, maintenance and operation requirements necessary at a facility to ensure efficient, cost effective maintenance of the facility in a safe condition that presents no significant threat of release of hazardous substances into the environment and no significant risk to human health and the environment until final disposition is completed.

Project Design Report: The Project Design Report (PDR) is prepared to describe activities during the disposition phase of the facility. The PDR is prepared consistent with Section 7.0 requirements for the remedial design/remedial action phase of the project. The report will contain a definition of the project scope (i.e., goals, objectives, background information, and scope statement), description of specific tasks, cost, and schedule for the completion of disposition. The intent of the report is to identify the basis and provide direction for preparation of detailed work packages or procedures utilized for conducting the project tasks. The contents of the PDR may be submitted as a separate document (i.e., Remedial Design Report) or as part of an overall design document. The lead regulatory agency will be involved in the development of the PDR and have approval in part as appropriate for the final document.

#### **8.1.4 Decision Document Disposition Documentation**

Documentation required to authorize implementation of the disposition phase activities: a) will be prepared in accordance with the provisions of Section 7.0 and the joint policy on Decommissioning of DOE Facilities under CERCLA Policy on Decommissioning of Department of Energy Facilities under CERCLA, and b) will be prepared in accordance with Section 8.8 6.0 for any necessary RCRA TSD closure plans. The decision documents (e.g., Action Memoranda Memorandum, Records of Decision, or Closure Plans) will be issued by the lead agency in accordance with Sections 6.0 or 7.0 or Section 8.8 of the Action Plan will be the decision document for key facilities, and will define the final end states as developed under Section 8.7.1, as well as preliminary cost and schedules. Completion schedules will be developed in accordance with the requirements of Section 11.6.

The Facility Evaluation is prepared to evaluate each facility in regards to a graded approach to identify facilities subject to removal or remedial action under CERCLA. Facilities are placed in Tier 1 or Tier 2 based on their past history of releases or substantial threat of release. DOE will conduct the Facility Evaluation process for the Central Plateau facilities. A lead regulatory agency will be identified in Appendix J corresponding with the lead regulatory agency for operable units located in the same geographic area as the facility, unless otherwise agreed to by EPA and Ecology. The lead regulatory agency's concurrence with the designation of facilities as Tier 1 or Tier 2, and the selection of response action for Tier 1 facilities, will be obtained by approval of a change to the Tri-Party Agreement Appendix J to be completed in accordance with Tri-Party Agreement Section 12.0, *Changes to the Agreement*. The designation will be based on the Facility Evaluation document and other documents or inspection as appropriate. The Facility Evaluation documents supporting Tier 1 or Tier 2 designations will be processed as secondary documents as defined in Action Plan Section 9, *Documentation and Records*.

## **8.2 FACILITY OPERATIONS**

Facility operations precede the decommissioning process and consequently are only briefly addressed in this section. Prior to receiving a formal shutdown notice from DOE HQ, facilities that do not have a future mission may begin preparing for the transition phase of the decommissioning process. Preparation may include conducting final process vessel clean out runs in order to expedite transition phase activities and to avoid the necessity for operational permitting of process vessels containing hazardous materials for storage and/or treatment following a determination that their contents are dangerous wastes. Facility

personnel may also initiate preliminary development of transition end point criteria to describe the physical state of the systems and spaces within the facility at the end of the transition phase. The process of developing transition end point criteria will be structured to specifically incorporate regulatory, tribal and stakeholder input and involvement. Once a shutdown order has been received or a separate agreement is made by the parties, the facility will enter the transition phase as described in Section 8.5.

### **8.3 DECOMMISSIONING PROCESS PLANNING**

The parties agree that sufficient up front planning for facilities that will undergo decommissioning is necessary to support the budget planning process and to facilitate integration and prioritization of decommissioning with other Hanford cleanup efforts. The parties also recognize, however, that there may be unanticipated situations in which it will be necessary to take immediate actions to abate significant threats to human health or the environment.

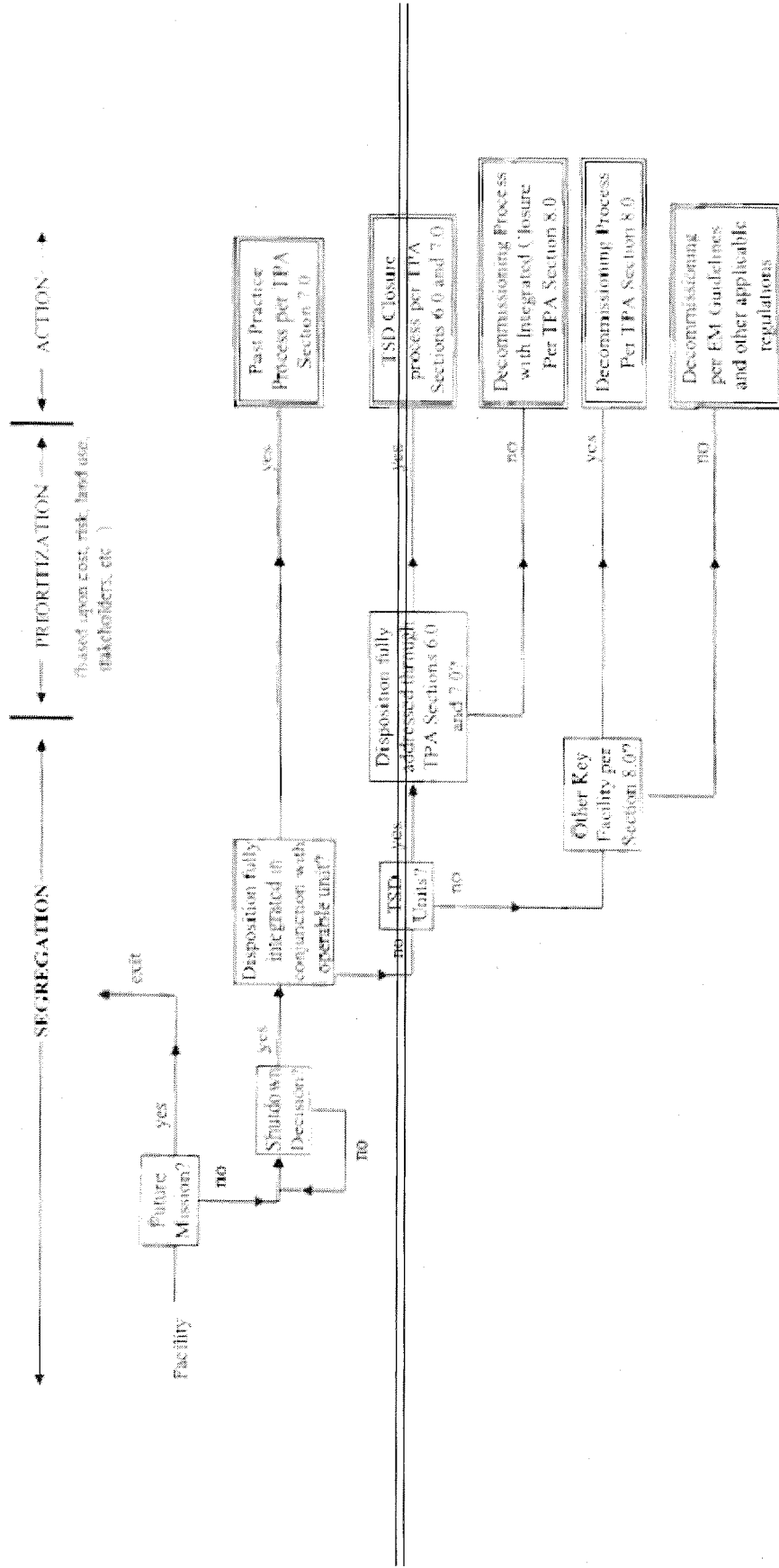
#### **8.3.1 Long-Term Planning**

DOE developed and submitted its long term facility decommissioning plan covering key Hanford facilities to Ecology and EPA for review in June, 1996. This plan and associated Agreement commitments (including those made pursuant to Section 8.3.2) are expected to aided the parties in addressing overall decommissioning planning for existing and future facilities on the Hanford Site. The plan categorized facilities through a series of key decision making questions such as the logic process shown in Figure 8-1. The parties recognize that there are a large number of facilities on the Hanford Site. However, many of the facilities are administrative and/or small in nature and will fall into the category of non-key facilities. Disposition of many of these facilities will be completed using CERCLA removal actions. A listing of these non-key facilities will be maintained for information purposes. Many facilities are associated with and may be addressed as part of a larger facility. In these cases, facility complexes will be identified as one key facility for the purpose of implementing the decommissioning process.

For key facilities subject to the decommissioning process under this section, the plan includes a long-term road map depicting the approximate time periods that the key facilities (or facility complexes) are expected to undergo transition, surveillance and maintenance, and/or disposition. The road map is for use by the parties to assist in the planning process in order to integrate and prioritize work, and is not considered a committed schedule. Such commitments will be established under the Agreement (see Section 8.3.2). This plan will be updated biennially as part of the biennial review (see Section 8.3.3).

Note – Figure 8-1 is deleted in its entirety

Figure 8-1 Predecommissioning Planning



**8.3.2 Negotiations**

The long-term facility decommissioning plan, as well as pertinent Agreement milestones and associated commitments, will be used by the parties as aids in scheduling future decommissioning-related negotiations. Such negotiations will be coordinated with the facility planning phases discussed under Sections 8.5 and 8.7.

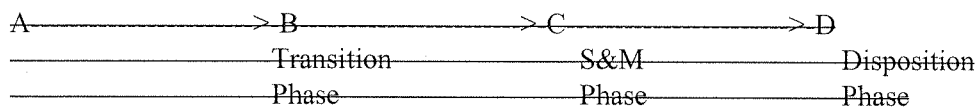
**8.3.3 Biennial Review and Update**

The parties will; (1) conduct a biennial review of facility/unit status, the long-term facility decommissioning plan, and associated Agreement commitments; (2) discuss current priorities; (3) and assess what changes are necessary. Based on this review and the latest DOE guidance associated with the future use of facilities, DOE will update and submit the long-term facility decommissioning plan and any draft changes addressing proposed Agreement modifications to EPA and Ecology.

**8.4 GENERAL DECOMMISSIONING PROCESS**

The typical facility decommissioning process, shown in Figure 8-2, depicts the sequential phases a facility undergoes following facility operations and includes transition, surveillance and maintenance (S&M), and disposition. This process is normally initiated following a decision from DOE HQ to shut down a subject facility and proceed with decommissioning activities. The process time frame is established by milestones and associated target dates negotiated as part of the Agreement, and in most cases will be established one phase at a time.

**Figure 8-2 Typical Decommissioning Process**



A — Marks the end of the operational phase. A determination has been made by DOE HQ that the facility is a surplus facility (i.e., formal letter documentation).

B — Marks the end of the transition phase. The preclosure work plan, surveillance & maintenance (S&M) plan and transition end point criteria document are updated as required, and approved by the DOE program responsible for S&M, and by the lead regulatory agency. The DOE review will include a check for transition end point criteria adequacy and equivalency to EM acceptance criteria objectives. Following receipt of necessary approvals, this point marks the start of the S&M phase as an interim period prior to DOE initiation of the disposition phase.

C — Decision to proceed with disposition phase.

D = Completion of disposition phase in compliance with applicable or relevant and appropriate requirements and in a condition protective of human health and the environment. (Note: All associated RCRA closure actions are completed at this point.)

Figure 8-2 has been expanded in Figures 8-3 through 8-5 to include individual process steps involved with each of the subject phases. Figures 8-3 through 8-5 identify actions involving regulatory, tribal, and public involvement, and those actions or documents requiring specific regulatory approval. Agreement negotiations are shown as part of the transition, S&M and disposition phases. More detailed descriptions of individual phases, actions and documentation are discussed in Sections 8.5 through 8.7.

## **8.5 TRANSITION PHASE**

The transition phase of a facility is initiated when a formal shutdown decision is made by DOE. Figure 8-3 shows a breakdown of the activities associated with the transition phase. The numbers shown in the boxes correspond with the section numbering from this document. Discussion specific to RCRA TSD closure plan preparation and submittal is contained in Section 8.8.

### **8.5.1 Transition Planning**

Early in the transition phase, project goals and objectives are developed in conjunction with regulatory, tribal and public input and involvement to enable a mutually agreeable and efficient transition. Vital to the success of this phase is development of transition end point criteria and S&M planning information. Transition end point criteria and S&M planning are discussed in greater detail in Sections 8.5.3 and 8.5.4, respectively. DOE will initiate discussions with the lead regulatory agency, tribes and the public to identify issues and develop proposals within three months of an official shutdown notice decision made by DOE-HQ.

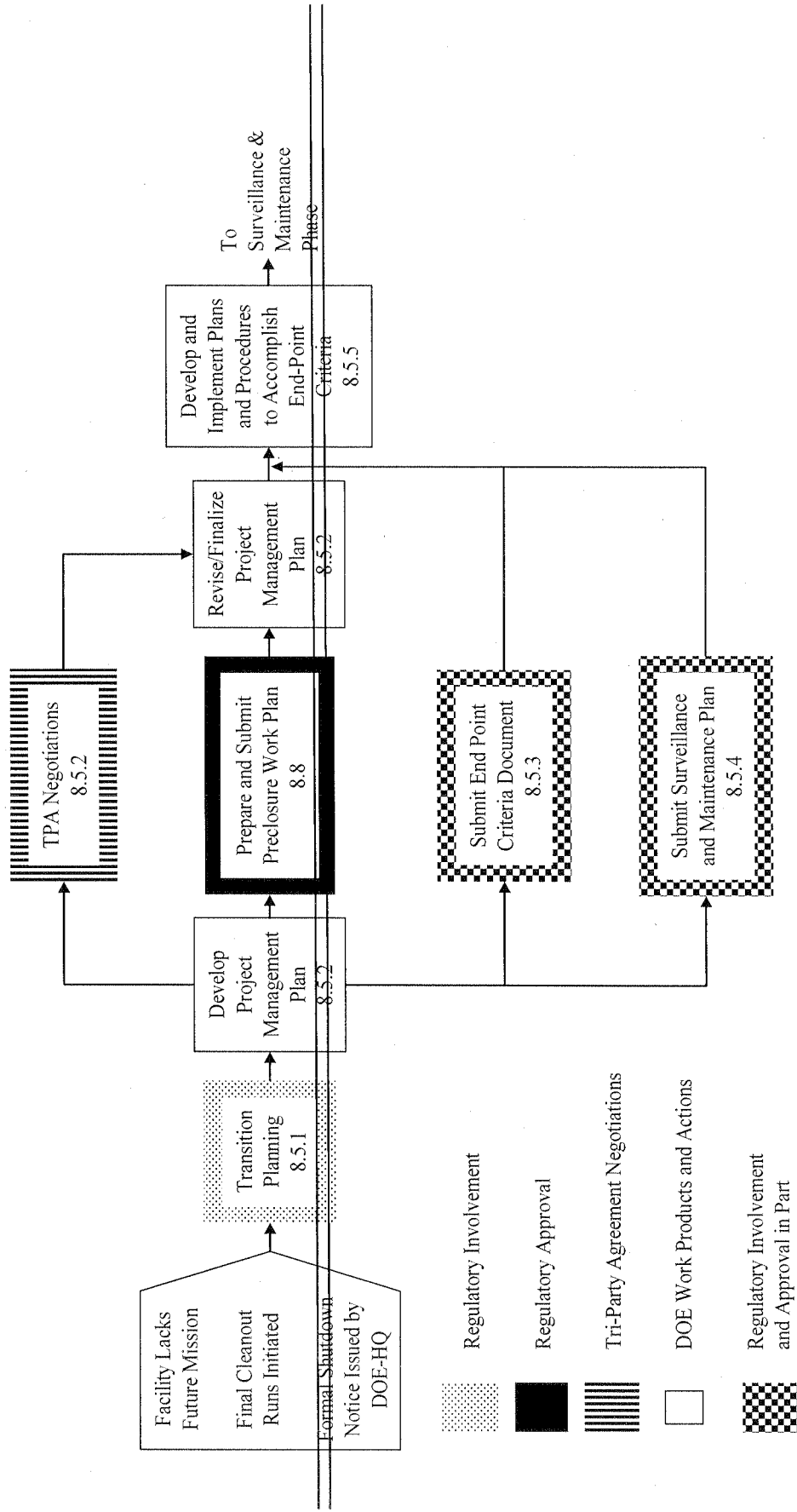
During the transition planning stage, NEPA documentation supporting transition will be initiated as necessary and a preclosure work plan or closure plan will be developed for RCRA TSD units requiring RCRA closure. Where final closure of a unit does not need to be performed in conjunction with key facility disposition, a closure plan will be submitted. Documentation produced during this stage will support protection of human health and the environment and consider waste minimization and pollution prevention opportunities.

### **8.5.2 Project Management Plan**

The Project Management Plan (PMP) is prepared to describe how transition phase activities will be managed. The PMP contains work breakdown structures, cost and schedule information, and summarizes major project targets and Agreement milestones. If necessary, a revision to the PMP will be made at the conclusion of the Agreement negotiations to ensure consistency with scheduling agreements. The process of developing and revising the PMP is depicted in Figure 8-3.

Note – Figure 8-3 is deleted in its entirety

Figure 8-3 Transition Phase Breakdown



### **8.5.3 Transition End Point Criteria**

DOE HQ has developed a set of generic acceptance criteria for use complex-wide as a target for acceptance into the S&M phase. Based on these generic acceptance criteria, facility-specific transition end point criteria are developed throughout the transition phase with intent to establish acceptable final conditions of systems (i.e., tanks, piping) and spaces (i.e., rooms, areas) at the end of the transition phase. In general, the acceptance criteria require:

- documentation for the active systems and structural integrity of the facility;
- updated permitting and documented regulatory status that reflects the shutdown, stabilized condition of the facility;
- documentation of remaining hazardous and radioactive material in the facility;
- documentation of and facility history for the shutdown systems; and
- a DOE-approved S&M Plan for the facility.

The transition end point criteria are tailored specifically to the facility in question and are based on the EM acceptance criteria and regulatory, tribal and public input. Transition end point criteria will be developed and documented early in the transition phase in conjunction with discussions with the regulators, tribes and stakeholders to facilitate achieving mutually accepted criteria. Aspects of the criteria may evolve during transition necessitating revisions and refinements to the criteria.

Transition end point criteria are applicable to all facilities, and their equipment and systems accepted into a surveillance and maintenance phase. All transition end point criteria will be initially developed to incorporate regulatory, tribal and stakeholder input and values. However, lead regulatory agency approval over transition end point criteria will be specific to regulated units, and/or hazardous substances proposed to remain in the facility after the transition phase is complete. Transition end point criteria will take the form of a document addressing both regulated and nonregulated equipment and systems. This document will be submitted to the lead regulatory agency in conjunction with the preclosure work plan and S&M plan. Transition end point criteria will be consistent with, and will not prejudice the development of acceptable end state criteria. Changes to approved transition end point criteria will be coordinated with the lead regulatory agency, and approved for changes affecting regulated units and hazardous substances that will remain in the facility.

### **8.5.4 Surveillance and Maintenance Plan**

A surveillance and maintenance (S&M) plan is developed along with transition end point criteria since the selected transition end point criteria directly dictate actions that will be performed during the S&M phase. The S&M plan describes facility-specific activities to be taken in order to adequately address monitoring, maintenance and operational requirements for the essential systems at a facility. It will ensure the facility is maintained cost effectively and in a safe, stable condition that presents no significant threat of release of hazardous substances into the environment and no significant risk to human health and the environment until final disposition is completed. Although the S&M plan evolves throughout the transition phase, focused efforts and coordination with the lead regulatory agency, tribes and stakeholders are emphasized early in the transition phase to facilitate a mutually agreeable approach to S&M.



The S&M plan will cover hazardous substances and both regulated and nonregulated equipment and systems. Although the S&M plan will be developed to incorporate regulatory, tribal and stakeholder input and values, lead regulatory agency approval of the S&M plan will be specific to regulated units and hazardous substances in the facility. Post-closure care activities will be negotiated with the lead regulatory agency on a case by case basis and incorporated into the S&M plan.

For facilities that contain RCRA TSD units, the S&M plan developed during the transition phase will be submitted to Ecology in conjunction with the preclosure work plan and the latest transition end point criteria document.

### **8.5.5 Proceed with and Complete Transition Activities**

In accordance with transition planning and Agreement negotiations, internal work plans and procedures are developed to aid accomplishing the facility specific transition phase tasks. Procedures provide operational guidance for the workers to achieve the objectives outlined in the facility transition planning documentation. As systems and spaces reach their identified transition end points, S&M activities are initiated consistent with the S&M plan. At the point where all systems and spaces at the facility achieve their respective transition end point conditions, the facility will await transfer to the S&M phase contingent upon verification of achievement of end point criteria (and acceptance criteria not addressed by the end point criteria). Appropriate records documenting transition related activities will, at a minimum, be maintained through completion of the disposition phase. During the facility decommissioning process, DOE shall comply with all applicable environmental, safety and health, and security requirements.

## **8.6 SURVEILLANCE AND MAINTENANCE PHASE**

The surveillance and maintenance (S&M) phase for facilities is conducted in accordance with the S&M plan developed for each facility. For facilities transitioned under Section 8.5, the S&M Plan is developed as part of the transition phase. For key facilities (See Section 8.1.2), which did not proceed through formal transition, but which have been transferred to DOE's Environmental Restoration Program, S&M Plan(s) will be submitted in accordance with established Agreement milestones. The S&M phase is shown in Figure 8-4. The objectives of the S&M phase are to ensure adequate containment of any contaminants left in place and to provide physical safety and security controls and to maintain the facility in a manner that will present no significant risk to human health or the environment

S&M plans will be prepared by DOE and will detail facility aspects and associated requirements including the following: (1) surveillance, (2) maintenance, (3) quality assurance, (4) radiological controls, (5) hazardous substance inventory, management and protection, (6) health and safety/emergency preparedness, (7) safeguards and security, and (8) cost and schedule. DOE shall comply with all applicable environmental, safety and health, and security requirements throughout the S&M phase.

### **8.6.1 Initiation of S&M Phase**

The S&M Phase will start after plant operators have verified the transition end points, the lead regulatory agency and DOE HQ have received the verification, and all appropriate approvals have been received. Initiation of the S&M phase is shown as the first box in Figure 8-4.

### **8.6.2 Biennial Evaluation of Disposition Priorities**

Throughout the S&M phase, biennial evaluations of long-term S&M and disposition plans and schedules will be performed. These evaluations will be performed in conjunction with the biennial reviews discussed in Section 8.3.3 and Agreement negotiations to identify, evaluate and assess the status of Hanford Site priorities as well as tribal and stakeholder values. S&M surplus facilities will be included in the evaluation of disposition priorities.

### **8.6.3 Ongoing S&M Activities**

Ongoing S&M activities will be conducted in accordance with the approved S&M plan and associated Agreement commitments until a decision is made by DOE HQ to initiate the disposition phase, or actions are required by the lead regulatory agency pursuant to the terms of Sections 8.3.3 or 8.1.

## **8.7 DISPOSITION PHASE**

The disposition phase is initiated following a decision by DOE HQ, or may result from a decision by the lead regulatory agency pursuant to the terms of Section 8.1. Figure 8-5 shows a breakdown of the activities associated with the disposition phase. The numbers identified in the boxes correspond with applicable discussion below. Discussion specific to closure plan revision is deferred to Section 8.8.

### **8.7.1 Disposition Phase Planning**

Early in the disposition phase, project goals and objectives are developed in conjunction with lead regulatory agency, tribal and public input and involvement to enable a mutually agreeable and efficient disposition of the facility. A cooperative effort among all parties will be required in order to establish and revise the disposition end state consistent with applicable requirements. DOE will initiate discussions with the lead regulatory agency, tribes and public to identify issues, evaluate alternatives, and develop a proposed disposition alternative to meet defined end states.

The facility specific disposition end states are developed during the disposition planning phase with the intent to establish the ultimate acceptable condition of systems and spaces at the end of the disposition phase. Disposition end states will be developed and documented early in the disposition phase in conjunction with the lead regulatory agency, tribes and stakeholders to facilitate mutually acceptable criteria. Aspects of the end states that pertain to RCRA TSD units and/or hazardous substances shall be developed, revised or refined only with the approval of the lead regulatory agency.

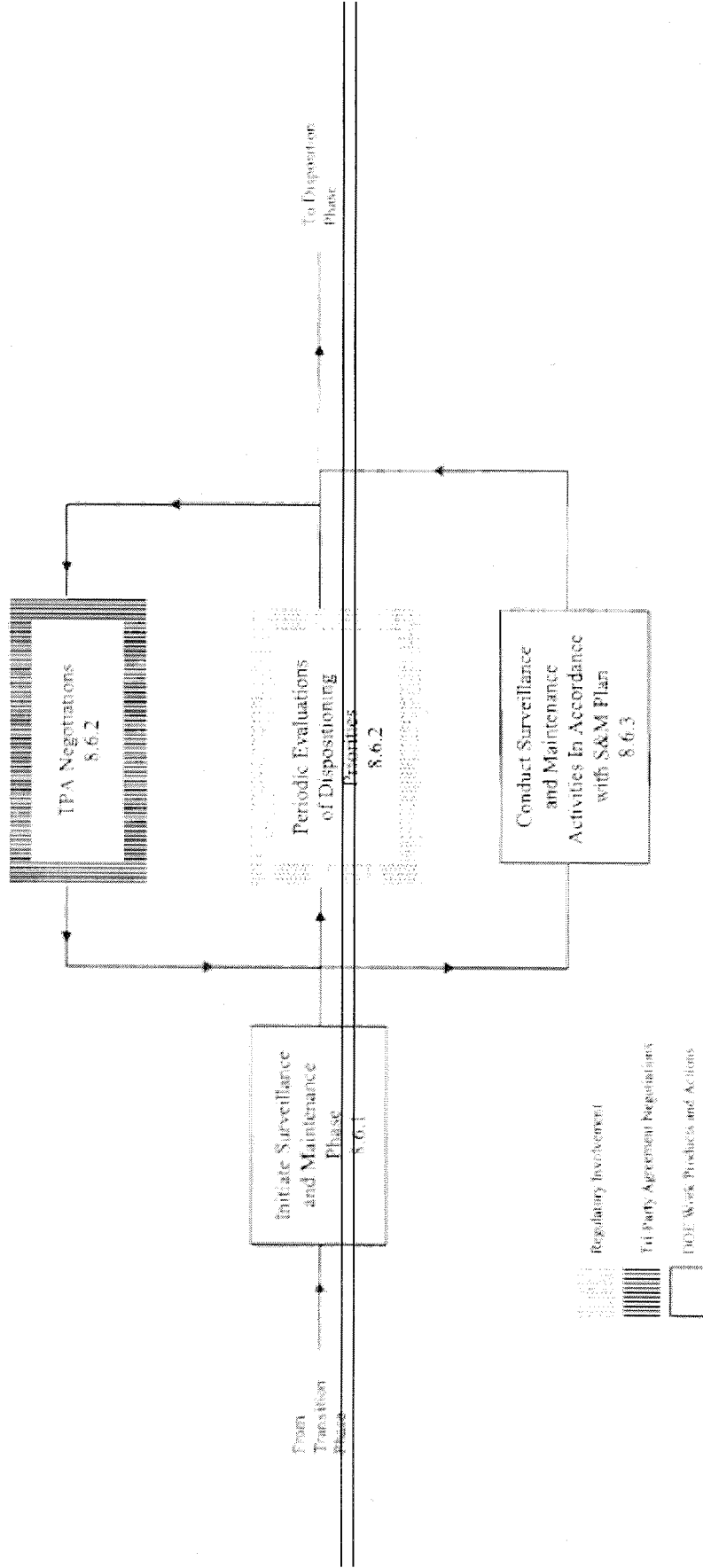
Disposition end states will be initially developed to incorporate lead regulatory agency and stakeholder input and values. The disposition end states will be contained in a document covering hazardous substances and both regulated and non-regulated equipment and systems. The lead regulatory agency will have approval authority over disposition end states for regulated RCRA TSD units and hazardous substances. This document (e.g., EE/CA, Proposed Plan) will be prepared in accordance with Section 7.0 and will be submitted to the lead regulatory agency in conjunction with any necessary closure plan. The final draft Closure Plan for RCRA TSD units will be submitted for public review and comment at the same time as the disposition planning document. DOE and the lead regulatory agency may establish Agreement commitments during the planning phase to be incorporated into the decision documentation in Section 8.7.2.

### **8.7.2 Decision Documents**

Documentation required to authorize implementation of the disposition phase activities: a) will be prepared in accordance with the provisions of Section 7.0 and the joint policy on Decommissioning of DOE Facilities under CERCLA, and b) any necessary closure plans for RCRA TSD units will be prepared in accordance with Section 8.8. The decision document (e.g., Action Memorandum, Record of Decision, Closure Plan) issued in accordance with Section 7.0 or Section 8.8 of the Action Plan will define the final end states as developed under Section 8.7.1, as well as preliminary cost and schedules.

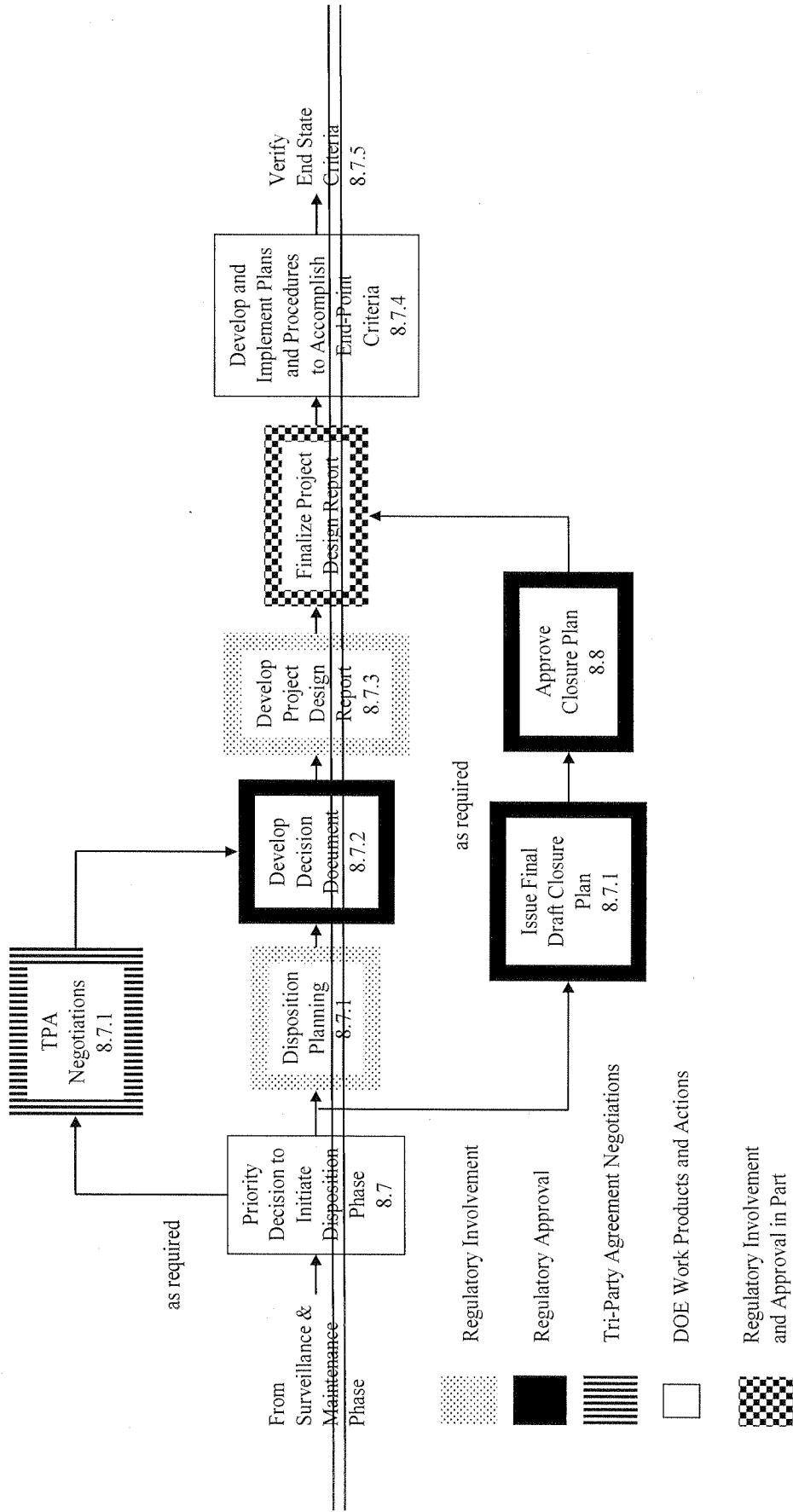
Note – Figure 8-4 is deleted in its entirety

~~Figure 8-4 Surveillance and Maintenance Phase Breakdown~~



Note – Figure 8-5 is deleted in its entirety

Figure 8-5 Disposition Phase Breakdown



### **8.7.3 Project Design Report**

The Project Design Report (PDR) is prepared to describe activities during the disposition phase of the facility. The PDR is prepared consistent with Section 7.0 requirements for the remedial design/remedial action phase of the project. The report will contain a definition of the project scope (i.e., goals, objectives, background information, and scope statement), description of specific tasks, cost, and schedule for the completion of disposition. The intent of the report is to identify the basis and provide direction for preparation of detailed work packages or procedures utilized for conducting the project tasks. The contents of the PDR may be submitted as a separate document (i.e., Remedial Design Report) or as part of an overall design document. The lead regulatory agency will be involved in the development of the PDR and have approval in part to ensure consistency with the final decision document.

### **8.7.4 Proceed with and Complete Disposition Phase Activities**

In accordance with disposition planning and associated Agreement commitments, implementing documentation will be developed to accomplish facility-specific disposition phase tasks. Detailed work packages and procedures provide operational guidance for the workers to satisfy the objectives outlined in the disposition planning documentation. At the point where all systems and spaces at the facility achieve their respective disposition end state condition, final disposition is achieved and the end states will be verified. Appropriate records documenting transition and closure related activities will be maintained on file. During the disposition phase, DOE shall comply with applicable environmental law, safety and health, and security requirements.

### **8.7.5 Verification of Disposition End State**

During the closeout and verification of the disposition phase, achievement of disposition end state criteria will be verified. DOE will perform verification surveys and sampling. Verification will specifically tie to closure planning requirements for applicable regulated units. All verification results, regardless of the methods used, will be available to the public.

### **8.7.6 Integration of Disposition Phase with Operable Units**

As shown on Figure 8.1, some facilities will be addressed fully in conjunction with operable unit activities under Agreement Section 7.0 or under DOE authority. These facilities are not covered by this Section 8.0. For key facilities that are only partially addressed as part of an operable unit activity, the remaining disposition phase activities will be planned conducted under this section. This may include the management of soil contamination not accessible during the operable unit activity

In the event disposition of a key facility proceeds prior to operable unit activity, the disposition of any contaminated soils and site restoration activities may be deferred to follow on operable unit activities conducted under Section 7.0. Any such agreement will be documented in writing and approved by the DOE and Lead Regulatory Agency executive managers.

## **8.8 PRECLOSURE WORK PLAN AND RCRA CLOSURE PLAN**

Washington's HWMA and associated regulations contained in Chapter 173-303 WAC require owners or operators of dangerous waste treatment, storage or disposal facilities to have a written and approved

closure plan. DOE, Ecology and EPA have established a mutually acceptable closure plan format that is being used currently for Hanford Site closure plans. The basic closure plan format contains the following nine chapters: 1) Introduction, 2) Facility Description, 3) Process Information, 4) Waste Characteristics, 5) Groundwater Monitoring, 6) Closure Strategy and Performance Standards, 7) Closure Activities, 8) Postclosure Plan, and 9) References.

The nature of the decommissioning process has led DOE, Ecology and EPA to evaluate the timing of RCRA closure at key facilities. The phased decommissioning process combined with the requirements of NEPA and future land use determinations will often make completion of RCRA closure activities during the transition or S&M phases impracticable. In cases where timely completion of RCRA TSD unit closure is practicable, DOE will prepare, and submit to Ecology for review and approval, a complete closure plan for implementation during the transition phase. In cases where physical conditions and/or unknowns prevent timely completion of closure, DOE will prepare, and submit to Ecology for review and approval, a preclosure work plan for implementation during the transition phase. The preclosure work plan will detail actions to be completed during the transition phase in order to facilitate full RCRA closure in the future. These efforts may include removal of dangerous wastes and hazardous substances and/or removal or decontamination of equipment or structures contaminated with dangerous wastes or hazardous substances. The content of the preclosure work plan and its relationship to the RCRA closure plan are summarized in Table 8-23. The transition phase will not be considered complete until DOE has either completed RCRA closure and/or implemented a lead regulatory agency approved preclosure work plan. In cases where closure is not completed during the transition phase, the S&M plan for the key facility will address RCRA compliance. It is anticipated that, for such units, RCRA closure will be conducted during the disposition phase, however, Ecology may, at any time, choose to accelerate closure timing and/or initiate final closure in order to assure timely protection of human health and the environment. Agreement negotiations during the transition and disposition phases will establish Agreement milestones and target dates applicable to preclosure and closure activities.




In addition to its review and approval of RCRA closure plans and preclosure work plans, the lead regulatory agency will have approval authority in establishing acceptable transition end point criteria and disposition end states for hazardous substances and associated facility systems and spaces. The transition end point criteria document and/or disposition end states will be submitted to the lead regulatory agency with closure plans and/or preclosure work plans during the transition and/or disposition phases as appropriate (e.g., if closure will occur during the transition phase, the transition end point criteria document will be submitted with the RCRA closure plan). The lead regulatory agency will also have involvement in and receive an S&M plan for each key facility. The S&M plan will be developed by DOE and submitted to the lead regulatory agency during the transition phase in conjunction with the transition end point criteria document and closure plan or preclosure work plan. When approved, the S&M Plan will document any hazardous substances to be left at the facility during the S&M phase.

**Table 8-2 Preclosure Work Plan and Closure Plan Elements \***

| Cpt | Description                                | Preclosure Work Plan Submitted During Transition Phase  | Closure Plan on Submittal, e.g., During Disposition Phase   |
|-----|--|---|---|
| 1   | Introduction                               | ALL   | ALL   |
| 2   | Facility Description                       | ALL   | ALL   |
| 3   | Process Information                        | ALL   | ALL   |
| 4   | Waste Characteristics                      | ALL   | ALL   |
| 5   | Groundwater Monitoring                     | Documents the nature and extent of groundwater contamination that has occurred and describes actions necessary during the S&M phase   | Documents details of groundwater investigation, necessary remediation and monitoring (may be conducted in conjunction with applicable CERCLA operable unit and RI/FS process)   |
| 6   | Closure Strategy and Performance Standards | Documents the preclosure strategy, end point criteria performance standards and necessary transition phase preclosure activities. This chapter will contain a qualitative assessment of anticipated closure and postclosure outcomes, if known (i.e., clean closure or otherwise) | Remaining details including closure of secondary containment, end state of systems and material left in place, final disposition of vessels, end state of canyon structures and integration with CERCLA remedial activities. Includes cross references to surveillance and maintenance plan |
| 7   | Closure Activities                         | Detailed description of any closure activities and schedule(s)  | Describes the remaining closure information/ activities related to disposition phase  |
| 8   | Postclosure Plan                           | Postclosure activities will be addressed to the extent known  | Detailed Postclosure plan if decision is made to leave waste in place   |
| 9   | References                                 | Includes references used in transition phase of the preclosure work plan  | Includes all remaining references   |

\* Requirements of a RCRA closure plan are specified in 40 CFR 264 and Chapter 173-303 WAC, and are only briefly summarized here



|  |  |                                   |
|--|--|-----------------------------------|
| <b>Change Number</b><br><br>J-09-01  | <b>Federal Facility Agreement and Consent Order<br/>Change Control Form</b><br><br>Do not use blue ink. Type or print using black ink. | <b>Date</b><br><br>March 22, 2010 |
| <b>Originator</b><br>Matthew S. McCormick  |  | <b>Phone</b><br>373-9971          |
| <b>CLASS OF CHANGE</b><br><input type="checkbox"/> I - Signatories <input checked="" type="checkbox"/> II - Executive Manager <input type="checkbox"/> III - Project Manager   |  |                                   |
| <b>CHANGE TITLE</b><br>Establish Tri-Party Agreement Appendix J Listing of Central Plateau Facilities  |  |                                   |
| <b>DESCRIPTION/JUSTIFICATION OF CHANGE</b><br><br>This change package establishes a new Hanford Federal Facility Agreement and Consent Order (Tri-Party Agreement) Appendix J that identifies facilities (buildings and structures) located on the Central Plateau that are subject to cleanup milestones established in accompanying change package M-85-10-01.<br><br>Approval of this change package will insert the attachment into the Tri-Party Agreement as a new Appendix J. The new appendix identifies facilities that will require a CERCLA response action in accordance with the graded approach for facility disposition [Facility Evaluation (FE) process] described in change package P-00-09-02. This change package establishes the appendix and provides a preliminary listing of facilities. The listing of facilities will be revised as facility evaluations are completed.<br><br>Appendix J is new to the Tri-Party Agreement. For ease of reading, <u>double underline</u> for new text is not used in this change package. |  |                                   |
| <b>IMPACT OF CHANGE</b><br><br>This change package supports implementation of the Central Plateau cleanup by integrating facilities into cleanup actions addressed by Tri-Party Agreement milestones. This change package was developed in conjunction with M-15-09-02 (site investigation milestones), M-85-10-01 (canyon OU milestones), P-00-09-02 (Action Plan Section 8 revision) and A-10-01 (definition of "facility").   |  |                                   |
| <b>AFFECTED DOCUMENTS</b><br><br>The HFFACO, as amended, and Hanford Site internal planning, management, and budget documents (e.g., USDOE and USDOE contractor Baseline Change Control documents; Multi-Year Work Plan; Sitewide Systems Engineering Control Documents, and Project Management Plans).  |  |                                   |
| <b>APPROVALS</b><br><br>DOE                      10/13/10 <input checked="" type="checkbox"/> Approved                      ___ Disapproved<br>Date<br><br>EPA                      10/20/10 <input checked="" type="checkbox"/> Approved                      ___ Disapproved<br>Date<br><br>Ecology                      10/26/10 <input checked="" type="checkbox"/> Approved                      ___ Disapproved<br>Date   |  | Page 1 of 8                       |

## APPENDIX J

### Central Plateau Facilities

#### Purpose and Description

Appendix J, *Central Plateau Facilities*, is focused on Central Plateau facilities that are anticipated to require a Comprehensive Environmental Response, Compensation, and Liability Act (CERCLA) response action for cleanup. The following information will be contained in Appendix J:

- Central Plateau facilities determined by the Tri-Parties, in accordance with the Graded Approach process described in Section 8 of the Action Plan, to be subject to removal or remedial action under CERCLA. These facilities are identified as Tier 1 (facilities historically designated as “Key” in Section 8 of the Action Plan) or Tier 2 facilities. The lead regulatory agency will be defined corresponding with the lead regulatory agency for operable units located in the same geographic area as the facility, unless otherwise agreed to by EPA and Ecology.
- For Tier 1 facilities, DOE and the lead regulatory agency will make a determination whether the CERCLA response action will be a remedial action or a removal action. The column titled “Decision Document” will record that determination. The title of the approved decision document will be inserted in that column when it is issued.
- Central Plateau process or other inactive facilities that have not been evaluated as part of the graded approach described in Section 8 of the Action Plan are identified as To Be Determined (TBD). Following completion of the evaluation process, the facility type will be revised to Tier 1 or 2 for those that are determined to be subject to removal or remedial action under CERCLA. Facilities determined not to be Tier 1 or 2 will be removed from the Appendix J table.
- Facilities that contain a Resource Conservation and Recovery Act (RCRA) Treatment, Storage, and Disposal (TSD) unit are identified with a \*\* in the building number field.

The tables in Appendix J will be updated periodically in accordance with Tri-Party Agreement Section 12.0, *Changes to the Agreement* to reflect the results of the graded evaluation process, and to identify decision documents as they are issued.

Facilities that are actively supporting cleanup are not listed in Appendix J. When these facilities are ready for disposition, they will be added to Appendix J, as appropriate.

**CENTRAL PLATEAU FACILITIES**

| <b>Facility Tier</b>           | <b>DOE Facility Number</b> | <b>Description</b>                                | <b>Lead Regulatory Agency</b> | <b>Decision Document</b><br><i>Remedial/removal action [Tier 1]</i>  |
|--------------------------------|----------------------------|---|-------------------------------|--|
| <b>B Plant Geographic Area</b> |                            |   |                               |  |
| 1                              | 221B**                     | B PLANT (200-CB-1 OU)                             | Ecology                       | <i>Remedial action</i>   |
| 1 <sup>a</sup>                 | 224B                       | CONCENTRATION FACILITY                            | EPA                           | Action Memorandum for the Non-Time Critical Removal Action for the 224-B Plutonium Concentration Facility (DOE/RL-2004-36) |
| TBD                            | 221BC                      | SWP CHANGE HOUSE                                  |                               |  |
| TBD                            | 221BF**                    | CONDENSATE EFFLUENT DISCHARGE FACILITY            |                               |  |
| TBD                            | 221BK                      | B PLANT CANYON VENTILATION INSTRUMENT BLDG        |                               |  |
| TBD                            | 242B                       | RADIOACTIVE PARTICLE RESEARCH LABORATORY          |                               |  |
| TBD                            | 291B                       | EXHAUST AIR CONTROL HOUSE AND SAND FILTER / STACK |                               |  |
| TBD                            | 291BA                      | EXHAUST AIR SAMPLE HOUSE                          |                               |  |
| TBD                            | 291BB                      | INSTRUMENT BUILDING - A / B FILTERS               |                               |  |
| TBD                            | 291BC                      | A AND B FILTERS                                   |                               |  |
| TBD                            | 291BD                      | C FILTER - INSTRUMENT BLDG                        |                               |  |
| TBD                            | 291BF                      | INSTRUMENT SERVICES BUILDING D FILTER             |                               |  |
| TBD                            | 291BG                      | D FILTER INSTRUMENT BUILDING                      |                               |  |
| TBD                            | 291BH                      | E FILTER VAULT                                    |                               |  |
| TBD                            | 291BK                      | INSTRUMENT BUILDING - E/F FILTERS                 |                               |  |
| TBD                            | 292B                       | STACK MONITOR STATION                             |                               |  |
| TBD                            | 2716B                      | RM CHECK OUT STATION RR TUNNEL                    |                               |  |
|                                |                            |   |                               |  |

| Facility Tier                | DOE Facility Number | Description                                     | Lead Regulatory Agency | Decision Document<br><i>Remedial/removal action [Tier 1]</i> |
|------------------------------|---------------------|---|------------------------|--|
| <b>PUREX Geographic Area</b> |                     |   |                        |  |
| 1                            | 202A**              | PUREX CANYON AND SERVICE FACILITY (200-CP-1 OU) | Ecology                | <i>Remedial action</i>                                       |
| TBD                          | 203A**              | ACID PUMP HOUSE                                 |                        |  |
| TBD                          | 206A                | VACUUM ACID FRACTIONATOR BUILDING               |                        |  |
| TBD                          | 212A                | FISSION PRODUCT LOAD OUT STATION                |                        |  |
| TBD                          | 213A                | FISSION PRODUCT LOAD IN STATION                 |                        |  |
| TBD                          | 217A                | SAMCONS SURVEILLANCE FOR PUREX BLDG.            |                        |  |
| TBD                          | 252AB               | PUREX SUBSTATION                                |                        |  |
| TBD                          | 252AC               | PUREX MINI SUBSTATION                           |                        |  |
| TBD                          | 2711A               | AIR COMPRESSOR BUILDING                         |                        |  |
| TBD                          | 276A                | COLD SOLVENT STORAGE VAULT R CELL               |                        |  |
| TBD                          | 291A                | EXHAUST AIR FILTER AND STACK PLENUM             |                        |  |
| TBD                          | 291A001             | STACK 202A MAIN PUREX                           |                        |  |
| TBD                          | 291AB               | EXHAUST AIR SAMPLER HOUSE                       |                        |  |
| TBD                          | 291AC               | EXHAUST AIR SAMPLER HOUSE                       |                        |  |
| TBD                          | 291AD               | AMMONIA OFF GAS BUILDING                        |                        |  |
| TBD                          | 291AE               | FILTER HOUSE #4 SOUTH OF PUREX                  |                        |  |
| TBD                          | 291AG               | SAMPLE STATION #2                               |                        |  |
| TBD                          | 291AH               | AOG SAMPLE STATION                              |                        |  |
| TBD                          | 291AJ               | SAMPLE STATION #3                               |                        |  |
| TBD                          | 291AK               | TUNNEL SPRAY ENCLOSURE AND CAISSONS             |                        |  |
| TBD                          | 292AA               | PR STACK SAMPLE HOUSE                           |                        |  |

| Facility Tier                  | DOE Facility Number | Description                                       | Lead Regulatory Agency | Decision Document<br><i>Remedial/removal action [Tier 1]</i>  |
|--------------------------------|---------------------|---|------------------------|---|
| TBD                            | 292AB               | PUREX GASES EFFLUENT MONITORING BUILDING          |                        |   |
| TBD                            | 293A                | OFFGAS TREATMENT FACILITY                         |                        |   |
| TBD                            | 294A                | OFFGAS TREATMENT AND MONITORING STATION           |                        |   |
| TBD                            | 295A                | ASD SAMPLE STATION                                |                        |   |
| TBD                            | 295AA               | SCD SAMPLE AND PUMPOUT STATION                    |                        |   |
| TBD                            | 295AB               | PDD SAMPLE STATION                                |                        |   |
| TBD                            | 295AC               | CSL SAMPLE STATION                                |                        |   |
| TBD                            | 295AD               | SWL SAMPLE STATION                                |                        |   |
|                                |                     |   |                        |   |
| <b>U Plant Geographic Area</b> |                     |   |                        |   |
| 1                              | 221U                | U PLANT CANYON AND SERVICE BUILDING (200-CU-1 OU) | EPA                    | Record of Decision for the 221-U Facility (Canyon Disposition Initiative) Hanford Site, Washington [EPA 2005] |
| 1                              | 224U                | CONCENTRATION FACILITY U03 PLANT                  | EPA                    | Action Memorandum for Non-Time Critical Removal Action For U-Plant Ancillary Facilities (DOE/RL-2004-67)      |
| 2                              | 276U                | SOLVENT RECOVERY TANK (200-CU-1 OU)               | EPA                    | Record of Decision for the 221-U Facility (Canyon Disposition Initiative) Hanford Site, Washington [EPA 2005] |
| 2                              | 291U                | EXHAUST FANS/STACKS FOR U-PLANT (200-CU-1 OU)     | EPA                    |   |
| 2                              | 291U001             | 221U MAIN STACK (200-CU-1 OU)                     | EPA                    |   |
| 2                              | 292U                | STACK MONITORING STATION (200-CU-1 OU)            | EPA                    |   |
| 2 <sup>a</sup>                 | 203UX               | GAS STORAGE FACILITY                              | EPA                    | Action Memorandum for Non-Time Critical Removal Action For U-Plant Ancillary Facilities (DOE/RL-2004-67)      |
| 2 <sup>a</sup>                 | 211U                | COLD CHEMICAL MAKE UP TANK FARM                   | EPA                    |   |
| 2 <sup>a</sup>                 | 211UA               | COLD CHEMICAL MAKE UP TANK FARM ADDITION          | EPA                    |   |

| Facility Tier  | DOE Facility Number | Description                                     | Lead Regulatory Agency | Decision Document<br><i>Remedial/removal action [Tier 1]</i>   |
|--|---------------------|---|------------------------|--|
| 2 <sup>a</sup>   | 224UA               | CALCINATION FACILITY                            | EPA                    | Action Memorandum for Non-Time Critical Removal Action For U-Plant Ancillary Facilities (DOE/RL-2004-67)                   |
| 2 <sup>a</sup>   | 2712U               | ELECTRICAL INSTRUMENTATION BUILDING             | EPA                    |  |
| 2 <sup>a</sup>   | 2712U               | ELECTRICAL INSTRUMENTATION BUILDING             | EPA                    |  |
| <b>REDOX Geographic Area</b>                           |                     |   |                        |  |
| 1  | 202S                | REDOX CANYON AND SERVICE FACILITY (200-CR-1 OU) | EPA                    | <i>Remedial action</i>   |
| TBD  | 2711S               | STACK GAS MONITORING STATION                    |                        |  |
| TBD  | 2718S               | EXHAUST AIR SAND FILTER SAMPLE BOARD SHELTER    |                        |  |
| TBD  | 276S                | COLD SOLVENT STORAGE AND MAKEUP BUILDING        |                        |  |
| TBD  | 292S                | JET PIT HOUSE                                   |                        |  |
| TBD  | 293S                | ACID RECOVERY AND GAS TREATMENT BUILDING        |                        |  |
| <b>T Plant Geographic Area</b>                         |                     |   |                        |  |
| 1 <sup>a</sup>   | 224T                | TRANSURANIC STORAGE AND ASSAY FACILITY          | Ecology                | Action Memorandum for the Non-Time-Critical Removal Action for the 224-T Plutonium Concentration Facility (DOE/RL-2004-68) |
| TBD  | 292T                | FISSION PRODUCTS RELEASE LABORATORY             |                        |  |
| <b>Plutonium Finishing Plant (PFP) geographic area</b> |                     |   |                        |  |
| 1  | 234-5Z              | PLUTONIUM FABRICATION FACILITY                  | Ecology                | Non-Time Critical Removal Action Memorandum for PFP Above Ground Structures (DOE/RL-2005-13)                               |

| Facility Tier  | DOE Facility Number | Description                                    | Lead Regulatory Agency | Decision Document<br><i>Remedial/removal action [Tier 1]</i>                                 |
|----------------|---------------------|--|------------------------|--|
| 1              | 236Z                | PLUTONIUM RECLAMATION FACILITY                 | Ecology                | Non-Time Critical Removal Action Memorandum for PFP Above Ground Structures (DOE/RL-2005-13) |
| 2 <sup>a</sup> | 234-5ZA             | PFP MICON, ACES, AND MASK FIT STATIONS         | Ecology                |  |
| 2 <sup>a</sup> | 242Z                | WASTE TREATMENT FACILITY                       | Ecology                |  |
| 2 <sup>a</sup> | 243Z                | LOW LEVEL WASTE TREATMENT FACILITY             | Ecology                |  |
| 2 <sup>a</sup> | 243ZA               | LOW LEVEL WASTE STORAGE FACILITY               | Ecology                |  |
| 2 <sup>a</sup> | 243ZB               | COOLING TOWERS AND CONCRETE PAD                | Ecology                |  |
| 2 <sup>a</sup> | 2701ZA              | CENTRAL ALARM STATION FACILITY                 | Ecology                |  |
| 2 <sup>a</sup> | 2701ZD              | PLUTONIUM FINISHING PLANT BADGEHOUSE           | Ecology                |  |
| 2 <sup>a</sup> | 2702Z               | COMMUNICATIONS SUPPORT BUILDING AND TOWER      | Ecology                |  |
| 2 <sup>a</sup> | 2704Z               | OFFICE ADMINISTRATION BUILDING // SECURED AREA | Ecology                |  |
| 2 <sup>a</sup> | 2705Z               | PFP OPERATION CONTROL FACILITY                 | Ecology                |  |
| 2 <sup>a</sup> | 270Z                | PFP SUPPORT FACILITY // INSIDE THE FENCE       | Ecology                |  |
| 2 <sup>a</sup> | 2712Z               | STACK MONITORING STATION                       | Ecology                |  |
| 2 <sup>a</sup> | 2729Z               | STORAGE BUILDING                               | Ecology                |  |
| 2 <sup>a</sup> | 2734ZL              | HYDROGEN FLUORIDE FACILITY                     | Ecology                |  |
| 2 <sup>a</sup> | 2735Z               | CHEMICAL STORAGE                               | Ecology                |  |
| 2 <sup>a</sup> | 291Z                | EXHAUST AIR FILTER STACK BUILDING              | Ecology                |  |
| 2 <sup>a</sup> | 291Z001             | STACK, 234-5Z, 236Z, AND 242Z MAIN             | Ecology                |  |
| TBD            | 2736Z               | PLUTONIUM STORAGE BUILDING                     |                        |  |

| <b>Facility Tier</b> | <b>DOE Facility Number</b> | <b>Description</b>                      | <b>Lead Regulatory Agency</b> | <b>Decision Document</b><br><i>Remedial/removal action [Tier 1]</i> |
|----------------------|----------------------------|---|-------------------------------|---|
| TBD                  | 2736ZA                     | PLUTONIUM STORAGE VENTILATION STRUCTURE |                               |   |
| TBD                  | 2736ZB                     | PLUTONIUM STORAGE SUPPORT FACILITY      |                               |   |
|                      |                            |   |                               |   |

\*\* Facility contains a Treatment Storage and Disposal (TSD) unit.

---

<sup>a</sup> Designation is based on the fact that an EE/CA has already been developed and not on the results of the graded approach process.



|                                 |  |                                   |
|---------------------------------|--|-----------------------------------|
| <b>Change Number</b><br>A-10-01 | <b>Federal Facility Agreement and Consent Order<br/>Change Control Form</b><br>Do not use blue ink. Type or print using black ink. | <b>Date</b><br>September 15, 2010 |
|---------------------------------|--|-----------------------------------|

|   |                                |
|---|--------------------------------|
| <b>Originator</b><br>Matthew S. McCormick | <b>Phone</b><br>(509) 373-9971 |
|---|--------------------------------|

**CLASS OF CHANGE**  
 I - Signatories                       II - Executive Manager                       III - Project Manager

**CHANGE TITLE**  
Revise Appendix A Definition of "Facility"

**DESCRIPTION/JUSTIFICATION OF CHANGE**  
Change package P-00-09-02 makes substantial revisions to the Tri-Party Agreement Action Plan Section 8, *Facility Disposition Process* (formerly *Facility Decommissioning Process*.) These changes include a change to how the term "facility" is defined for the purposes of Section 8. This change package incorporates the same change into the Action Plan Appendix A definition.

Changes to Tri-Party Agreement text are displayed by Double Underline to indicate addition of text and by ~~Strikeout~~ to indicate deletion of text.




**APPENDIX A (Page A-9)**

Facility (as applied to the Facility ~~Decommissioning~~ Disposition Process [Section 8]): Buildings and structures used for material handling and processing, storage, maintenance, administrative, or support activities. Facilities may be above or below grade and may be contaminated or uncontaminated. A freestanding building, plant, laboratory, or other enclosure and associated buildings and disposal sites under its responsibility that fulfills, or fulfilled, a specific purpose, and is owned by or otherwise under the responsibility of the DOE-HQ. (Note: This usage definition differs substantially from that in the "facility" as defined under WAC 173-303-040, Comprehensive Environmental Response, Compensation, and Liability Act [CERCLA] and or RCRA).

Continued on Page 2

**IMPACT OF CHANGE**  
The change maintains consistency between the Action Plan Section 8 and Appendix A.

**AFFECTED DOCUMENTS**  
The Hanford Federal Facility Agreement and Consent Order, as amended.

|  |  |             |
|--|--|-------------|
| <b>APPROVALS</b>   |  | Page 1 of 2 |
| DOE<br>     | 10/13/10 ✓ Approved    ___ Disapproved<br>Date |             |
| EPA<br>     | 10/20/10 ✓ Approved    ___ Disapproved<br>Date |             |
| Ecology<br> | 10/26/10 ✓ Approved    ___ Disapproved<br>Date |             |

**Description/Justification of Change (continued)**

The following changes are made to Tri-Party Agreement Appendix A to implement the Corrective Action Decision/Record of Decision (CAD/ROD) document process in conjunction with Tri-Party Agreement Change Forms P-00-09-01 and L-09-01.

**APPENDIX A (Page A-4)**

R-CPP      RCRA-CERCLA Past Practice

**APPENDIX A (Page A-17)**

RCRA-CERCLA Past Practice (R-CPP): A process by which a past practice unit containing hazardous wastes or hazardous constituents and hazardous substances will be addressed for RCRA corrective action and CERCLA Cleanup, regardless of the date waste was received or discharged at a unit (see Section 7.4 for the process).

|                                 |  |                                  |
|---------------------------------|--|----------------------------------|
| <b>Change Number</b><br>L-09-01 | <b>Federal Facility Agreement and Consent Order<br/>Change Control Form</b><br>Do not use blue ink. Type or print using black ink. | <b>Date</b><br>February 22, 2010 |
|---------------------------------|--|----------------------------------|

|   |                                |
|---|--------------------------------|
| <b>Originator</b><br>Matthew S. McCormick | <b>Phone</b><br>(509) 373-9971 |
|---|--------------------------------|

|  |
|--|
| <b>Class of Change</b><br><input checked="" type="checkbox"/> I - Signatories <input type="checkbox"/> II - Executive Manager <input type="checkbox"/> III - Project Manager |
|--|




|  |
|--|
| <b>Change Title</b><br>Implementation of the Corrective Action Decision / Record of Decision (CAD/ROD) document process in the Hanford Federal Facility Agreement and Consent Order. |
|--|

|  |
|--|
| <b>Description/Justification of Change</b><br>The U.S. Department of Energy, the U.S. Environmental Protection Agency and the State of Washington Department of Ecology (the Parties) have engaged in discussions regarding the coordination of Comprehensive Environmental Response, Compensation and Liability Act (CERCLA) Record(s) of Decision (ROD) and Resource Conservation and Recovery Act (RCRA) (Hazardous Waste Management Act [HWMA]) Corrective Action Decision (CAD) documents and processes at the site for certain past practice units where the Hanford Federal Facility Agreement and Consent Order (Tri-Party Agreement) identifies a RCRA Past Practice Corrective Action process is to be followed. |
|--|

*Continued on Page 2*

|   |
|---|
| <b>Impact of Change</b><br>These changes will implement a coordinated RCRA/CERCLA process for certain operable units. |
|---|

|  |
|--|
| <b>Affected Documents</b><br>The Hanford Federal Facility Agreement and Consent Order, as amended. |
|--|

|  |          |  |                                      |
|--|----------|--|--------------------------------------|
| <b>Approvals</b>   |          |  |                                      |
|  | 10/13/10 | <input checked="" type="checkbox"/> Approved | <input type="checkbox"/> Disapproved |
| DOE  | Date     |  |                                      |
|  | 10/20/10 | <input checked="" type="checkbox"/> Approved | <input type="checkbox"/> Disapproved |
| EPA  | Date     |  |                                      |
|  | 10/26/10 | <input checked="" type="checkbox"/> Approved | <input type="checkbox"/> Disapproved |
| Ecology  | Date     |  |                                      |

*Description/Justification of Change, continued*

The Parties have negotiated the coordination of RCRA Corrective Action and CERCLA decision processes (to produce a Corrective Action Decision and Record of Decision, or CAD and ROD) for selected past-practice units in the 200 Areas. This change will align CERCLA and RCRA decision-making processes and procedures for past-practice units that, without the change, would have been addressed under corrective action authority under the Tri-Party Agreement Action Plan (with CERCLA authority reserved). Specifically, by adding a CERCLA decision-making process to selected past-practice units that previously would have been addressed under RCRA Corrective Action authority and by providing for Corrective Action Decisions to be prepared, issued and implemented under the authority of the Tri-Party Agreement, the coordinated RCRA and CERCLA processes will address all hazardous substances under the TPA using the authority of both jurisdictions.

Changes to HFFACO text are displayed by Double Underline to indicate addition of text and by ~~Strikeout~~ to indicate deletion of text.

**ARTICLE VIII. RESOLUTION OF DISPUTES**

30. Except as otherwise specifically provided in this Agreement, if DOE objects to any Ecology disapproval, proposed modification, decision or determination made pursuant to Part Two of this Agreement (or Part Three requirements for which Ecology is the lead regulatory agency, except as provided in Article XXIV, Paragraph 89) it shall notify Ecology in writing of its objection within seven (7) days of receipt of such notice. Thereafter, DOE and Ecology shall make reasonable efforts to informally resolve disputes at the project manager level. These Dispute Resolution provisions shall not apply to Dangerous Waste permit actions which are otherwise subject to administrative or judicial appeal. These Dispute Resolution provisions shall not apply to enforcement actions which are otherwise subject to administrative or judicial appeal, except that these Dispute Resolution provisions shall apply in the event of the assessment of stipulated penalties under Article IX.

**ARTICLE XIV. WORK**

46. DOE agrees to perform the work described in this Article XIV in accordance with the Action Plan. EPA and Ecology agree to provide DOE with guidance and timely response to requests for guidance to assist DOE in its performance of work under Part Three of this Agreement. Ecology will administer RCRA Subtitle C corrective action provisions in accordance with this Agreement and issue all future modifications to the corrective action portion of the TSD permit. The selection of remedial or corrective action shall be governed by Part Three of this Agreement. Disputes between DOE and Ecology arising under this Part ~~which involve~~ concerning RCRA corrective action shall be resolved in accordance with Article VIII (Resolution of Disputes). Work undertaken at those operable units designated under the Action Plan as RCRA-CERCLA past-practice units is subject to both RCRA Corrective Action and CERCLA requirements including, but not limited to the provisions of Article IX, Article X, Article XX and Article XXI.

## ARTICLE XVI. RESOLUTION OF DISPUTES

59. If a dispute arises under Part Three of this Agreement with respect to a matter for which EPA is the lead regulatory agency, or as specifically set forth elsewhere in this Agreement, the procedures of this Article shall apply. These procedures shall not apply, however, where otherwise specifically excluded. EPA and DOE shall make reasonable efforts to informally resolve disputes. Except as provided in Paragraph 46, if resolution cannot be achieved informally, the procedures of this Article shall be implemented to resolve a dispute. These Dispute Resolution provisions shall not apply to RCRA permit actions which are otherwise subject to administrative or judicial appeal. These Dispute Resolution provisions shall not apply to enforcement actions which are otherwise subject to administrative or judicial appeal, except that these Dispute Resolution provisions shall apply in the event of the assessment of stipulated penalties.

A. Within thirty (30) days after: (1) the period established for review of a primary document pursuant to Article XV (Review of Documents), or (2) any action which leads to or generates a dispute, the disputing Party shall submit to the IAMIT a written statement setting forth the nature of the dispute, the work affected by the dispute, the disputing Party's position with respect to the dispute, the information the disputing Party is relying upon to support its position, and a description of all steps taken to resolve the dispute.

B. Prior to issuance of a written statement of dispute, the disputing Party shall engage the other Party in informal Dispute Resolution among the project managers. During this informal Dispute Resolution period the EPA and DOE shall meet as many times as necessary to discuss and attempt resolution of the dispute.

C. If agreement cannot be reached on any issue within the informal Dispute Resolution period, the disputing Party shall forward the written statement of dispute to the IAMIT within the thirty (30) days specified in subparagraph A above, thereby elevating the dispute to the IAMIT for resolution.

D. The IAMIT will serve as a forum for resolution of disputes for which agreement has not been reached through informal dispute resolution. EPA and DOE shall each designate in writing one individual and an alternate to serve on the IAMIT. The individuals designated to serve on the IAMIT shall be employed at the Executive Managers level. The EPA representative on the IAMIT is the Program Manager, Hanford Project Office of EPA Region 10. DOE's representative on the IAMIT will be the Assigned Executive Manager. Written notice of any delegation of authority from a Party's designated representative on the IAMIT shall be provided to the other Party pursuant to the procedures of Article XXXIII (Notification).

E. Following elevation of a dispute to the IAMIT, the IAMIT shall have twenty-one (21) days to unanimously resolve the dispute and issue a written decision. If the IAMIT is unable to unanimously resolve the dispute within this twenty-one (21)-day period, the written statement of dispute shall be forwarded by the disputing Party within seven (7) days to the Senior Executive Committee (SEC) for resolution.

F. The SEC will serve as the forum for resolution of disputes for which agreement has not been reached by the IAMIT. EPA's representative on the SEC is the Director, Office of Environmental Clean Up of EPA Region 10. DOE's representative on the SEC is the DOE Richland Operations Office Deputy Manager. The SEC members shall, as appropriate, confer, meet and exert their best efforts to resolve the dispute. The SEC shall have twenty-one (21) days to unanimously resolve the dispute.

G. If unanimous resolution of the dispute is not reached within twenty-one (21) days, EPA's Regional Administrator shall issue a final written decision resolving the dispute within fourteen (14) days. This authority can not be delegated. The time for issuing a final decision may be extended by EPA upon notice to the other Parties.

H. Within fourteen (14) days of the Regional Administrator's issuance of the final written decision on the dispute, DOE may request that the Administrator of EPA resolve the dispute if the Secretary of Energy determines that the decision of the Regional Administrator has significant national policy implications. The request must be in writing, and must identify the basis for the determination by the Secretary that the decision has significant national policy implications. If no such request is made within the fourteen (14) day period, DOE shall be deemed to have agreed with the Regional Administrator's written decision. If such a request is made, the Administrator will review and resolve the dispute in accordance with applicable law and regulations within twenty-one (21) days. Upon request and prior to resolving the dispute, the Administrator may meet and confer with the DOE to discuss the issues under dispute. The Administrator shall provide five (5) days advance notice of such meeting. Upon resolution, the Administrator shall provide a written final decision setting forth resolution of the dispute. The duties of the EPA Administrator and Secretary of Energy set forth in this Article XVI shall not be delegated.

I. The pendency of any dispute under this Part shall not affect DOE's responsibility for timely performance of the work required by this Agreement, except that, when DOE has delivered a change request to EPA one hundred seven (107) days or more in advance of when a milestone or other enforcement schedule or deadline under this Agreement is due and EPA's action on the change request has been disputed under this Article, the time period for completion of work directly affected by such dispute shall be extended for a period of time usually not to exceed the actual time taken to resolve any good faith dispute beyond ninety-three (93) days. In accordance with the procedures specified in Section 12 of the Action Plan, the Parties may agree to extend or postpone any milestone or other enforceable schedule or deadline under this Agreement during the pendency of any dispute. All elements of the work required by this Agreement which are not directly affected by the dispute shall continue and be completed in accordance with this Agreement.

J. In the event that EPA assesses stipulated penalties under Article XX (Stipulated Penalties) and DOE disputes the matter under this Article XVI, stipulated penalties with respect to the disputed matter shall continue to accrue but payment shall be stayed pending resolution of the dispute. Notwithstanding the stay of payment, stipulated penalties shall accrue from the first day of noncompliance with any applicable provision of the Agreement. In the event that Energy does not prevail on the disputed issue, stipulated penalties may be assessed and shall be paid as provided in Article XX (Stipulated Penalties).

K. When Dispute Resolution is in progress, work affected by the dispute will immediately be discontinued if the EPA project manager requests in writing that such work be stopped because, in EPA's opinion, such work is inadequate or defective, and such inadequacy or defect is likely to yield an adverse affect on human health and environment, or is likely to have a substantial adverse affect on the remedy selection or implementation process. To the extent possible, EPA shall give DOE prior notification that a work stoppage request is forthcoming. After stoppage of work, if DOE believes that the work stoppage is inappropriate, DOE may meet with the EPA to discuss the work stoppage. Within fourteen (14) days of this meeting, the EPA project manager will issue a final written decision with respect to the stoppage.

Upon receipt of this final written decision of the EPA project manager, DOE may initiate Dispute Resolution at the IAMIT level.

L. Within twenty-one (21) days of resolution of any dispute, DOE shall incorporate the resolution and final determination into the appropriate plan, schedule or procedures and proceed to implement this Agreement according to the amended plan, schedule or procedures.

M. Resolution of a dispute pursuant to this Article constitutes final resolution of the dispute and all Parties shall abide by all terms and conditions of such final resolution.

N. Any deadline in the dispute resolution process may be extended with the consent of DOE and EPA.

O. In computing any period of time prescribed in this dispute resolution process, the day a document is received shall not be included. The last day of the period so computed shall be included, unless it is a Saturday, Sunday, or a legal holiday, in which case the period runs until the end of the next day that is neither a Saturday, Sunday nor a legal holiday.

P. If a dispute arises under Part Three of this Agreement with DOE with respect to a matter for which Ecology is the lead regulatory agency and relating to an operable unit designated under the Action Plan as a RCRA-CERCLA past-practice operable unit, the dispute will be resolved as follows:

1. If there is a dispute on the selection of a CERCLA remedial action and a RCRA Corrective Action, dispute resolution processes will run concurrently under Article VIII with respect to the RCRA Corrective Action decision, and this Article and Article XXIV, Paragraph 89 with respect to selection of the CERCLA remedial action.
2. For all other disputes with DOE the matter will be resolved in accordance with Article VIII.

|                                    |   |                                   |
|------------------------------------|---|-----------------------------------|
| <b>Change Number</b><br>P-00-09-01 | <b>Federal Facility Agreement and Consent Order<br/> Change Control Form</b><br>Do not use blue ink. Type or print using black ink. | <b>Date</b><br>September 15, 2010 |
|------------------------------------|---|-----------------------------------|

|   |                              |
|---|------------------------------|
| <b>Originator</b><br>Matthew S. McCormick | <b>Phone</b><br>509-373-9971 |
|---|------------------------------|

|  |  |  |
|--|--|--|
| <b>Class of Change</b><br><input type="checkbox"/> I - Signatories <input checked="" type="checkbox"/> II - Executive Manager <input type="checkbox"/> III - Project Manager |  |  |
|--|--|--|

|  |
|--|
| <b>Change Title</b><br>Implementation of the Corrective Action Decision / Record of Decision (CAD/ROD) document process in the Hanford Federal Facility Agreement and Consent Order Action Plan. |
|--|

|  |
|--|
| <b>Description/Justification of Change</b><br>The U.S. Department of Energy, the U.S. Environmental Protection Agency and the State of Washington Department of Ecology (the Parties) have engaged in discussions regarding the coordination of Comprehensive Environmental Response, Compensation and Liability Act (CERCLA) Record(s) of Decision (ROD) and Resource Conservation and Recovery Act (RCRA) (Hazardous Waste Management Act [HWMA]) Corrective Action Decision (CAD) documents and processes at the site for certain past practice units where the Hanford Federal Facility Agreement and Consent Order (Tri-Party Agreement) identifies a RCRA Past Practice Corrective Action process is to be followed. |
|--|

Continued on Page 2

|  |
|--|
| <b>Impact of Change</b><br>These changes will implement a coordinated RCRA /CERCLA process for certain operable units. |
|--|

|  |
|--|
| <b>Affected Documents</b><br>The Hanford Federal Facility Agreement and Consent Order, as amended. |
|--|

|  |  |              |
|--|--|--------------|
| <b>Approvals</b><br><br>_____<br>DOE                      10/13/10 <input checked="" type="checkbox"/> Approved    _____ Disapproved<br>Date<br><br>_____<br>EPA                      10/20/10 <input checked="" type="checkbox"/> Approved    _____ Disapproved<br>Date<br><br>_____<br>Ecology                      10/26/10 <input checked="" type="checkbox"/> Approved    _____ Disapproved<br>Date |  | Page 1 of 19 |
|--|--|--------------|



*Description/Justification of Change (continued)*

The Parties have negotiated the coordination of RCRA Corrective Action and CERCLA decision processes (to produce a Corrective Action Decision and Record of Decision, or CAD and ROD) for selected past-practice units in the 200 Areas. This change will align CERCLA and RCRA decision-making processes and procedures for past-practice units that, without the change, would have been addressed under corrective action authority under the Tri-Party Agreement Action Plan (with CERCLA authority reserved). Specifically, by adding a CERCLA decision-making process to selected past-practice units that previously would have been addressed under RCRA Corrective Action authority and by providing for Corrective Action Decisions to be prepared, issued and implemented under the authority of the Tri-Party Agreement, the coordinated RCRA and CERCLA processes will address all hazardous substances under the TPA using the authority of both jurisdictions.

Modifications to the Tri-Party Agreement Action Plan are displayed as ~~strikeout~~ for text to be deleted and double underline for text to be added.

**Action Plan, Executive Summary, Pages 6 and 7:**

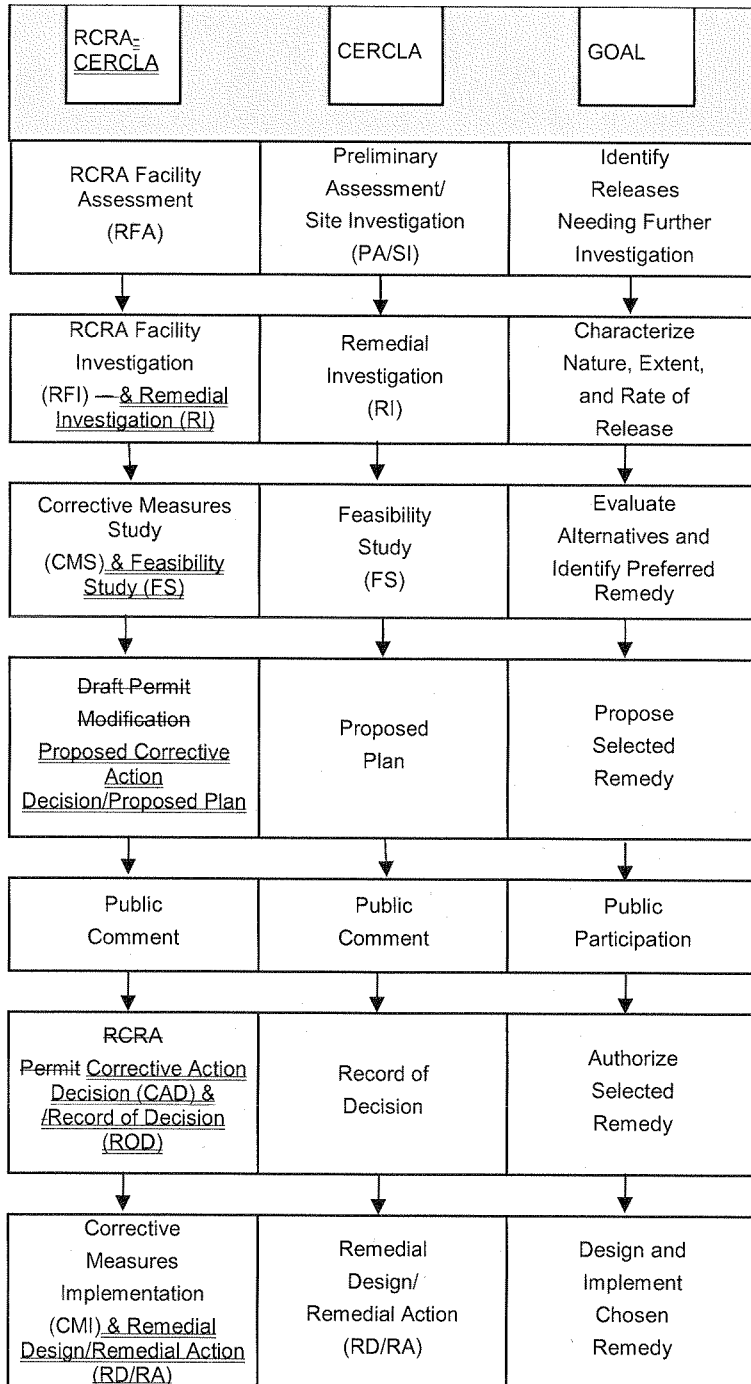
**Integration of RCRA and CERCLA**

RCRA and CERCLA overlap in many areas. RCRA and CERCLA both require corrective action for releases regardless of time of release. RCRA regulated wastes are also regulated under CERCLA. Many of the RCRA disposal units on the Hanford Site which are scheduled for closure are located in close proximity to past-practice units. These TSD units have been incorporated into the appropriate operable unit with the past-practice units so that integrated investigation and cleanup actions result. These TSD units will be closed under the authority of RCRA, generally in coordination with the past-practice activities. In order to streamline the interface between RCRA and CERCLA authorities within an operable unit, the past-practice units contained within an operable unit will all be designated as either ~~RCRA corrective action units or CERCLA units~~ or as RCRA corrective action and CERCLA units.

**Action Plan, Executive Summary, Pages 7 and 8:**

**Remedial and Corrective Action**

Either the CERCLA remedial action, or both the RCRA corrective action and CERCLA remedial action processes will be used for the past-practice operable units. Under either approach process, DOE will investigate the contamination at the operable unit and study alternatives for cleaning up the problem. Following a public comment period, the appropriate regulatory agency will select the remedy. The following figure summarizes these processes, and shows that they are functionally equivalent.



A work plan will be developed for each operable unit that will address all activities from the start of field investigation through the proposed selection of a remedy for cleanup. The documentation of the selected remedy will be made available for public comment.

Appendix D provides the definitive work schedule which reflects specific dates for activities in support of the major milestones.

**Action Plan, Section 3.3, Third Paragraph:**

The WIDS (see Section 3.5) contains information on waste management units that was used to support the development of operable units. This information, combined with operable unit identification and prioritization criteria described in this section, resulted in the initial designation of approximately 75 operable units across the Hanford Site. Each of the operable units will be subject to an investigation in the form of either a CERCLA or a RCRA-CERCLA past-practice process as described in Sections 7.3 and 7.4, respectively. Appendix C includes a list of all the past-practice units on the Hanford Site by operable unit. In addition, current listings of all past-practice units on the Hanford Site are maintained electronically in the WIDS.

**Action Plan, Section 3.5, First Paragraph, Second Sentence:**

**3.5 WASTE INFORMATION DATA SYSTEM/WASTE MANAGEMENT UNITS REPORT**

The Waste Information Data System (WIDS) is the electronic database of waste site information for the Hanford Site. The WIDS identifies all waste management units on the Hanford Site, and describes the current status of each unit (e.g., active/inactive, TSD, CERCLA past-practice or RCRA-CERCLA past-practice), and includes other descriptive information (e.g., location, waste types.) The system is maintained by the DOE in accordance with the WIDS change control system, which documents and traces all additions, deletions and/or other changes dealing with the status of waste management units.

**Action Plan, Section 5.2:**

**5.2 CATEGORIES OF WASTE UNITS**

There are three categories of units and related statutory or regulatory authorities that will be addressed under this action plan. These categories are TSD unit, RCRA-CERCLA past-practice (R-CPP) unit, and CERCLA past-practice (CPP) unit, and are defined as follows.

**5.2.1 Treatment, Storage, and Disposal Unit**

This is a unit that has treated, stored or disposed of RCRA hazardous waste after November 19, 1980 or State-only dangerous waste, after March 12, 1982, or that is currently treating, storing, or disposing of RCRA hazardous waste or State-only dangerous waste. It also includes units at which such wastes will be stored, treated, or disposed in the future, except as provided by 173-303-200 WAC (waste accumulation times that do not require permitting). The TSD units are those that must receive a RCRA permit for operation or postclosure care and/or that must be closed to meet State standards. Section 6.0 describes the processes to be used to permit and/or close TSD units.

**5.2.2 RCRA-CERCLA Past-Practice Unit**

The purpose of this category is to address releases of RCRA hazardous wastes or constituents from sources other than TSD units at the Hanford Site regardless of the date of waste receipt at the unit. This includes single incident releases at any location on the Site and corrective action beyond the Site boundary. Releases of CERCLA hazardous substances would also be addressed. Corrective action The releases will be addressed conducted using under both the authorized-state HWMA corrective action program and CERCLA authority and process. Corrective action authority is based on three separate components of HSWA as follows:

- RCRA Section 3004(u). Section 3004(u) of RCRA provides authority for corrective action at solid waste management units at a facility seeking a RCRA permit. This includes units that received any solid waste, as defined in 40 CFR Part 261.2, including RCRA hazardous wastes or hazardous constituents, at any time. Hazardous constituents are those that are listed in 40 CFR Part 261 Appendix VIII. Those waste management units that will be addressed as RPP units under Section 3004(u) are so designated in Appendix C.
- RCRA Section 3004(v). RCRA Section 3004(v) specifies that corrective action to address releases from a RCRA facility will extend beyond the physical boundaries of the Site, to the extent necessary to protect human health and the environment. Section 3004(v) does not apply to releases within the boundary of the Hanford Site.
- RCRA Section 3008(h). RCRA Section 3008(h) is a broad corrective action authority that is applicable to the Hanford Site as long as RCRA interim status is maintained. It is more expansive than RCRA Section 3004(u), in that it can be used to address corrective action for any release of RCRA hazardous waste or constituents, including single-spill incidents, and can be used to address releases that migrate offsite.

### **Action Plan, Section 5.4:**

#### **5.4 MANAGEMENT OF PAST-PRACTICE UNITS**

This section describes the rationale for placing units in either a RCRA-CERCLA or a CERCLA past-practice category for corrective action as defined below. In many cases, either authority could be used with comparable results. The categories are as follows:

- The CPP units, (see Section 7.3)
- The R-CPP units, under both the authorized state corrective action program and CERCLA (see Section 7.4).

Since the Hanford Site was proposed for inclusion on the National Priorities List (NPL) (Federal Register, June 24, 1988), and was placed on the NPL on November 3, 1989 (Federal Register, October 4, 1989), the parties agree that regardless of a unit's designation as a CPP or R-CPP, any units managed as RPP units shall address all CERCLA hazardous substances for the purposes of corrective action. The parties agree that and all of the wastes regulated under the State Dangerous Waste Program (173-303 WAC) shall be addressed as part of any CERCLA or RCRA-CERCLA response action or RCRA corrective action.

Section 121 of CERCLA, with provision for waivers in a limited number of circumstances, requires that remedial actions attain a degree of cleanup that meets "applicable or relevant and appropriate Federal and State environmental requirements" (ARAR). Accordingly, (1) all State-only hazardous wastes will be addressed under CERCLA, and (2) RCRA standards for cleanup or TSD requirements (as well as other applicable or relevant and appropriate Federal and State regulations) will be met under a CERCLA action (See Section 7.5 for further discussion of cleanup requirements). This eliminates many discrepancies between the two programs ~~and lessens the significance of whether an operable unit is placed in one program or the other.~~

All past-practice units within an operable unit will be designated as either R-CPP units, with Ecology as the lead regulatory agency, or CPP units, with either the EPA or Ecology as the lead regulatory agency (See Appendix C). ~~This designation will ensure that only one past-practice program will be applied at each operable unit.~~ The past practice corrective action process selected for each operable unit shall be sufficiently comprehensive to satisfy the technical requirements of both statutory authorities and the

respective regulations. For R-CPP operable units there will be both a Corrective Action Decision under RCRA and a Record of Decision under CERCLA.

If an operable unit consists primarily of past-practice units (i.e., no TSD units or relatively insignificant TSD units), CERCLA authority will generally be used for those past-practice units. The CERCLA authority will also be used for past-practice units in which remediation of CERCLA-only materials comprises the majority of work to be done in that operable unit. In some cases Ecology will be the lead regulatory agency for remedial action under CPP authority.

The R-CPP authority will generally be used for operable units that contain significant TSD units and/or lower priority past-practice units.

Currently assigned R-CPP and CPP designations are shown in Appendix C. Further assignments will be made in accordance with Section 12.2 prior to initiation of any actions for those operable units.

The EPA and Ecology shall jointly determine whether an operable unit will be managed ~~under the authority of~~ as an R-CPP or CPP unit. Such designation may be changed due to the discovery of additional information concerning the operable unit. If a change in authority management (e.g. change from R-CPP to CPP unit) is proposed after the Remedial Investigation/Feasibility Study (RI/FS) or RCRA Facility Investigation/Corrective Measures Study (RFI/CMS) work plan, as described in Section 7.0, has been submitted to the lead regulatory agency (see Section 5.6 on discussion of lead regulatory agency), the change requires the agreement of all parties.

## **Action Plan, Section 6.1, third paragraph:**

### **6.1 INTRODUCTION**

This section discusses the requirements of RCRA and the State of Washington Hazardous Waste Management Act, Chapter 70.105 RCW, and pertains to all units that were used to store, treat, or dispose of RCRA hazardous waste and hazardous constituents after November 19, 1980; State-only hazardous waste after March 12, 1982; and units at which such wastes will be stored, treated, or disposed in the future, except as provided by 173-303-200 WAC.

A list of these units, or grouping of units, is provided in Appendix B. Section 3.0 identifies the criteria by which these units will be scheduled for permitting and closure actions.

Some of the TSD groups/units (primarily land disposal units) have been included in operable units, as discussed in Section 3.3. The information necessary for performing RCRA closures within an operable unit will be provided in coordination with various RFI/CMS or RI/FS documents. These documents will include a coordinated past-practice site investigation/RCRA closure/RCRA corrective action approach in order to implement applicable regulations as discussed in Section 5.5.

## **Action Plan, Section 7.1:**

### **7.1 INTRODUCTION**

This section has the following five purposes.

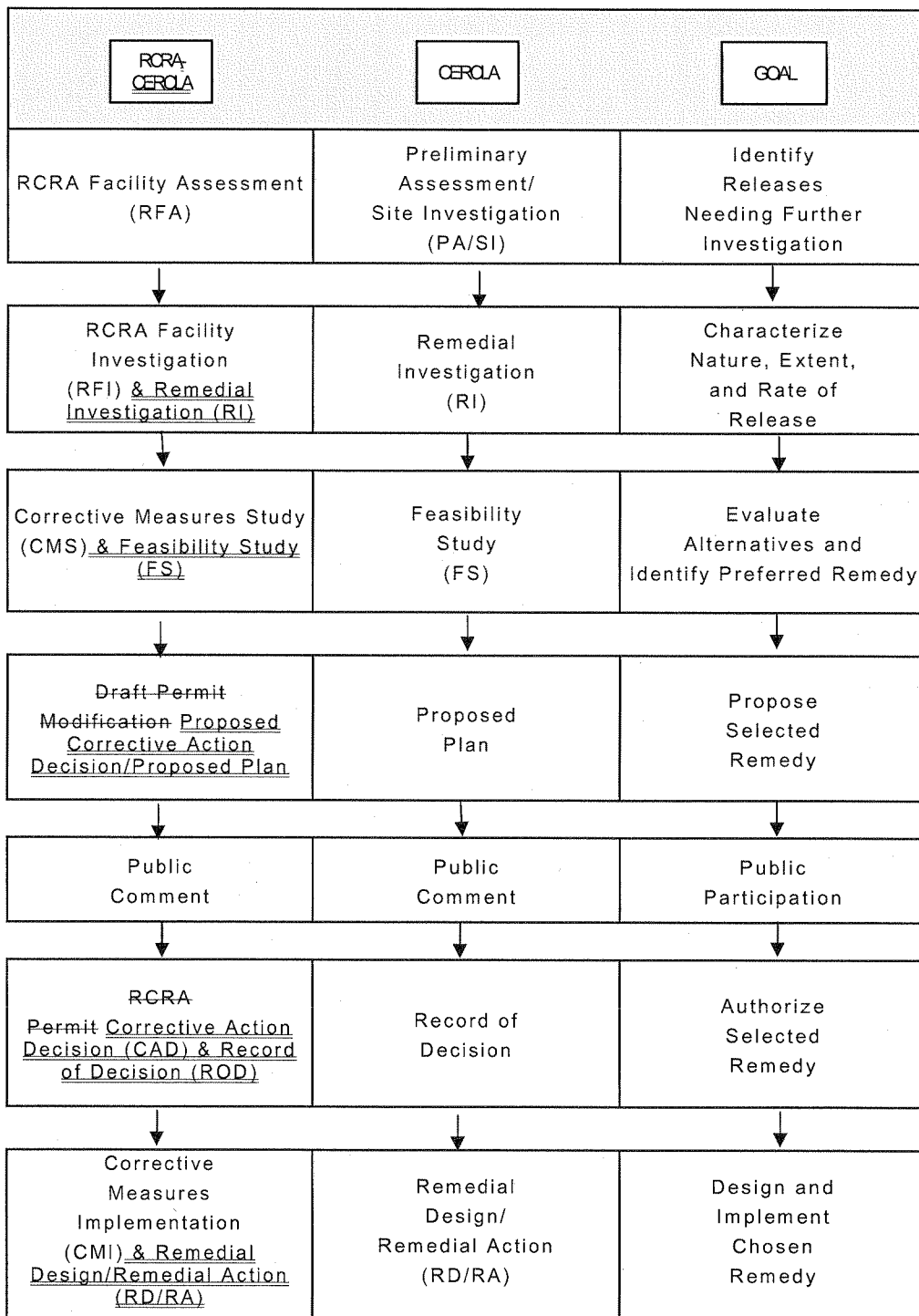
- Describe the processes that are common to both CPP units and R-CPP units (Section 7.2).
- Describe the steps to be followed if the past-practice units at a given operable unit are to be managed through the CERCLA process (Section 7.3).

- Describe the steps to be followed if the past-practice units at a given operable unit are to be managed through the R-CPP unit process (Section 7.4).
- Describe the process for setting cleanup standards for any CPP or R-CPP remedial action (Section 7.5).
- Describe the role of other Federal agencies in the investigation and remedial action processes (Sections 7.6 and 7.7).

Approximately 1,200 waste management units have been identified within the boundaries of the 560-square mile Hanford Site. This includes approximately 1,000 past-practice units. Most past-practice units are located in two general geographic areas as identified by the DOE (the 100 and 200 Areas). Other past-practice units are located in the 300, 1100 and other areas of the Hanford Site. The 100, 200, 300, and 1100 Areas were identified as aggregate areas for inclusion of the Hanford Site on the CERCLA NPL. Figure 7-1 reflects these geographic areas at the Hanford Site. Each of these areas has a unique environmental setting and waste disposal history. The four aggregate areas were proposed for inclusion on the NPL on June 24, 1988, and were placed on the NPL on November 3, 1989 (Federal Register, October 4, 1989). The remaining past-practice units from other areas have been assigned to operable units within one of the four aggregate areas for the purpose of investigation and subsequent action. Any future units that may be identified will also be assigned to operable units within an aggregate area.

Cleanup of past-practice units will be conducted pursuant to either the CERCLA process (Section 7.3) or under both RCRA and CERCLA processes (Section 7.4). Figure 7-2 highlights the major steps involved in both the CPP and R-CPP programs and indicates how each of these steps is related to a comparable step in the other program. It shows that the steps of CERCLA are functionally equivalent to steps in the RPP program. Accordingly, the investigative process at any operable unit can proceed under either the CPP or the R-CPP program.

**Action Plan, Figure 7-2:**



CERCLA = Comprehensive Environmental Response, Compensation, and Liability Act

RCRA = Resource Conservation and Recovery Act

Note: Interim response actions or interim measures can be performed at any point in the remedial action/corrective measure process.

Figure 7-2. Comparison of Joint Resource Conservation and Recovery Act Corrective Measure and Comprehensive Environmental Response, Compensation, and Liability Act Remedial Action Processes with that of CERCLA alone.

## **Action Plan, Section 7.2:**

### **7.2 PRELIMINARY PROCESSES**

Section 5.4 describes the rationale for managing operable units under either the CPP or the R-CPP category. The following processes apply to all past-practice units, regardless of whether they are classified as R-CPP or CPP units.

## **Action Plan, Section 7.2.3:**

### **7.2.3 Response to Imminent and Substantial Endangerment Cases**

In the event that a situation is determined by the lead regulatory agency to represent an imminent and substantial endangerment to the public health or welfare or the environment because of an actual or threatened release of a hazardous substance or hazardous waste or solid waste at an operable unit, the lead regulatory agency may require the DOE to immediately initiate activities to abate the danger or threat. CERCLA, RCRA and the HWMA all include provisions to quickly respond to such situations. If the operable unit is being managed under the CPP procedures, abatement in accordance with Section 104 106 of CERCLA and the applicable sections of the National Contingency Plan (NCP) (40 CFR Part 300) is preferred. ~~If the operable unit is being managed under the R-CPP procedures, abatement under the provisions of the HWMA will be preferred~~ the lead regulatory agency will choose the authority (RCRA and/or CERCLA) under which to address the imminent and substantial endangerment. If the operable unit has not yet been assigned to either the CPP or R-CPP process, the EPA and Ecology will jointly choose an authority to address the imminent and substantial endangerment and will assign a lead regulatory agency to oversee DOE's efforts in completing the project.

The DOE may voluntarily submit a proposed method for abatement to the lead regulatory agency at any time. In cases involving a proposed method for abatement, the lead regulatory agency must approve the DOE's proposal prior to initiation of field work. The final selection of remedy for an abatement action shall be consistent, to the extent practicable, with the final selection of remedial action (for CPP units) or corrective measures and remedial action (for R-CPP units) anticipated for the unit(s).

To expedite the cleanup process, neither the specified abatement method nor the proposal for abatement will be subject to the public comment process, except as required by law. However, the public will be kept informed of the status of the abatement process through other means as described in Section 10.0. After completion of all required abatement activity, the routine RI/FS or RFI/CMS process will be implemented, or continued, in accordance with the work schedule (Appendix D). The procedures specified in Section 7.3 or 7.4, respectively, will be followed.

## **Action Plan, Section 7.2.4:**

### **7.2.4 Interim Response Action and Interim Measure Processes**

If data or information acquired at any time indicate that an expedited response is needed or appropriate because of an actual or threatened release from a past-practice unit, the lead regulatory agency may require the DOE to submit a proposal for an expedited response at that unit. In addition, the DOE may submit such a proposal at any time, without request from the lead regulatory agency.



Both CERCLA and RCRA include provisions for expedited responses. These expedited responses will be reserved for situations in which an expedited response is determined to be warranted by the lead regulatory agency, which for purposes of this section includes both interim response action and interim measures. An IRA refers to the CERCLA process and an IM refers to the RCRA process. The IRA or IM process will be used in cases where early remediation will prevent the potential for an imminent and substantial endangerment or an imminent hazard to develop. It may also be used in cases where a single unit within an operable unit is a high priority for action, but the overall priority for the operable unit is low. In this way, a specific unit or release at an operable unit can be addressed on an expedited schedule, when warranted.

In addition to the CERCLA and RCRA authorities, Section 2 of Executive Order 12580, dated January 29, 1987, allows the DOE to implement removal actions in circumstances other than emergencies. To the extent that a removal action taken by the DOE under Executive Order 12580 could be inconsistent with the CERCLA or RCRA processes, or if such action could alter the schedules as set forth in Appendix D, the concurrence of DOE and the lead regulatory agency shall be required prior to initiation of field work in accordance with the modification procedures described in Section 12.0.

If the operable unit is being managed under the CPP procedures, an IRA proposal shall be submitted by the DOE to the lead regulatory agency, and the IRA shall be conducted in accordance with 40 CFR Part 300 Subpart E. If the operable unit is being managed under the R-CPP procedures, the IM and/or IRA proposal shall be submitted to the lead regulatory agency, and the IM and/or IRA shall be conducted in accordance with applicable regulations of the authority through which action is implemented. If the operable unit has not yet been assigned to either the CPP or R-CPP process, the EPA and Ecology will jointly choose an authority to address the expedited response.

Any proposal for an IRA or an IM must be approved by the lead regulatory agency prior to initiation of field work. The selection of remedy for an IRA or an IM shall be consistent, to the extent practicable, with anticipated alternatives for final selection of remedial action (for CPP units) or corrective measures and remedial action (for R-CPP units).

Public comment on the IRA proposal, as well as other public participation opportunities, will be provided as described in Section 10.0.

#### **Action Plan, Section 7.4:**

#### **7.4 RESOURCE CONSERVATION AND RECOVERY ACT AND COMPREHENSIVE ENVIRONMENTAL RESPONSE, COMPENSATION, AND LIABILITY ACT PAST-PRACTICE UNIT PROCESS**

The R-CPP processes are the subject of this Section and are governed by the authorized state corrective action program and CERCLA.

##### **7.4.1 Resource Conservation and Recovery Act Facility Assessment**

For those units that are defined as R-CPP units, (~~see definition in Section 7.1~~), the lead regulatory agency for an operable unit may require the DOE to conduct a RCRA facility assessment (RFA) of all or some of the R-CPP units within that operable unit. The need for an RFA is based on whether sufficient knowledge exists to determine if an RFI and RI is required. Based on the results of the RFA, the lead regulatory agency may require additional information from the DOE, or it may determine that no further investigation or corrective action is required for any of the R-CPP units within the operable unit. The project manager for the lead regulatory agency for that operable unit may direct the DOE to conduct a RFI and RI based on results of the RFA.

The RFA will be developed in accordance with current applicable regulations, guidance documents, and written policy available at the time the RFA is begun. An RFA report will be prepared documenting the results of the RFA. The RFA report is a primary document as described in Section 9.0. If the lead regulatory agency determines that further investigation is necessary, the project manager for the lead regulatory agency will direct the DOE to prepare an RFI and RI report, as described below.

In some cases, sufficient information may already exist that indicates that further investigation will be required. In these cases the RFA process will be bypassed and effort will be focused on the RFI/CMS and RI/FS. Figure 7-5 shows the normal sequence of events that occur during the RFI/CMS process.

#### **7.4.2 Resource Conservation and Recovery Act Facility Investigation and Remedial Investigation**

Each RCRA Facility Investigation (RFI) and Remedial Investigation (RI) will address all units within a specific operable unit, as identified in the RFI/CMS and RI/FS work plan. Certain operable units also contain TSD units, primarily land disposal units that are to be investigated and managed in conjunction with past-practice units. The information necessary for performing RCRA closures within an operable unit will be provided in coordination with various RFI/CMS and RI/FS documents as discussed in Section 5.5. ~~The RFI/CMS work plan will be functionally equivalent to an RI/FS work plan (see Section 7.3.2).~~ Timing for submittal of the work plan will be in accordance with the work schedule (Appendix D).

An RFI and RI report will be prepared by the DOE, and it will document the results of the RFI and RI. The RFI and RI report is a primary document as described in Section 9.0. The schedule for conducting the RFI and RI will be specified for each operable unit in the work schedule (Appendix D) and integrate any planned facility dispositioning in accordance with Section 8.3. ~~The parties agree that the information obtained through the RFI and RI must include be functionally equivalent to information gathered in the CERCLA process through the RI Phases I and II, as described in Sections 7.3.3 and 7.3.6.~~

Based on the results of the RFI and RI, the lead regulatory agency may determine that no further investigation or corrective action is required for each R-CPP unit in an operable unit. The project manager from the lead regulatory agency for that operable unit may direct the DOE to conduct a CMS and FS based on results of the RFI.

Alternatively, a CERCLA RI prepared as described in Section 7.3.2, 7.3.3 and 7.3.6 may substitute for an RFI and RI.

#### **Figure 7-5. Overview of RCRA Facility Investigation/Corrective Measures Study Process**

*Modify box in lower right corner of Figure 7-5 as follows:*

|   |
|---|
| Permit Modification<br><u>Corrective Action Decision &amp;<br/>Record of Decision</u> |
|---|

### **7.4.3 Corrective Measures Study and Feasibility Study and Proposed Corrective Action Decision/Proposed Plan**

A Corrective Measures Study (CMS) and Feasibility Study (FS) shall be prepared by the DOE and will include an identification and development of the corrective measure and remedial action alternative(s), an evaluation of these alternatives, and a justification for the recommended alternative. The CMS and FS will include development of a cost estimate for each alternative considered.

A CMS and FS report documenting the results of the study will be prepared by the DOE. The CMS and FS report is a primary document as described in Section 9.0. The schedule for conducting the CMS and FS will be specified for each operable unit in the work schedule (Appendix D). ~~The CMS report will become the basis for revision of the RCRA permit through the modification or revocation and reissuance processes described in Section 6.2. The parties agree that the information obtained through the CMS and FS must include be functionally equivalent to information gathered in the CERCLA process through the FS Phases I, II, and III as described in Sections 7.3.4, 7.3.5, and 7.3.7.~~

~~The lead regulatory agency for the operable unit shall continue its oversight role through the corrective measures implementation (CMI) phase and through any long term monitoring or maintenance phase that is specified in the CMI work plan.~~

Alternatively, a CERCLA FS prepared as described in Sections 7.3.4, 7.3.5, and 7.3.7 may substitute for a CMS and FS, provided that the FS includes an assessment of (or a basis on which to assess) satisfaction of state corrective action standards in evaluating alternatives.

With consideration of all information generated through the preceding investigative and study processes, the DOE shall prepare a proposed corrective action decision/proposed plan in accordance with the schedule specified in the work schedule (Appendix D). The proposed corrective action decision/proposed plan is a primary document as described in Section 9.0. The proposed corrective action decision/proposed plan must describe an analysis of the feasible alternatives and clearly state why the proposed remedy is the most appropriate for the operable unit, based on state corrective action decision criteria and written CERCLA guidance and criteria.

Once the lead regulatory agency has approved the CMS and FS Report and the proposed corrective action decision/proposed plan, the documents will be made available for public review and comment in accordance with the procedures described in Section 10.0. Public review of the proposed corrective action decision/proposed plan will provide opportunity for consideration of an additional criterion in preparation of the Corrective Action Decision and Record of Decision. This criterion is community preference or concerns about the proposed alternatives.

### **7.4.4 Corrective Action Decision and Record of Decision**

After the public comment period has closed on the CMS and FS report and the proposed corrective action decision/proposed plan, the corrective action decision/record of decision (CAD/ROD) process will begin.

A draft CAD will be prepared by Ecology and will describe the decision making process for corrective measures selection, and summarize the alternatives developed, screened, and evaluated in accordance with state corrective action requirements, incorporating by reference, as appropriate, the ROD discussion of the same topics. The CAD must be signed by Ecology. See TPA Action Plan Section 7.3.8 for development of a ROD. The goal of the lead regulatory agency (Ecology), working in cooperation with DOE and EPA, is to finalize both the CAD and the ROD within 180 days of the close of the public comment period on the CMS and FS report and the proposed corrective action decision/proposed plan. Any disputes between Ecology and DOE during development of the final CAD will be resolved in

accordance with the dispute resolution procedures in Article VIII, Resolution of Disputes. Any disputes with DOE during development of the final ROD will be resolved in accordance with the dispute resolution procedures in Article XVI, Resolution of Disputes. The Article VIII and Article XVI dispute resolution processes on selection of a CERCLA remedial action and a RCRA corrective action will run concurrently in accordance with Paragraph 59(P). The CAD and ROD will both become part of their respective administrative record. The lead regulatory agency shall continue its role after issuance of the CAD and ROD, including oversight of the remedial design and remedial action phases, as described below.

#### **7.4.4.5 Corrective Measures and Remedial Design/Remedial Action Implementation**

The lead regulatory agency for the operable unit shall continue its oversight role through the corrective measures implementation (CMI) and Remedial Design/Remedial Action (RD/RA) phase including any long-term monitoring or maintenance phase that is specified in the CMI and RD/RA work plan.

Following issuance of the CAD and ROD, the CMI and RD/RA phase will be initiated as provided under Section 11.6, in accordance with a schedule agreed to by the project managers. Milestone change requests shall be processed in accordance with Section 12.0.

The DOE will initiate, maintain progress toward completion of, and complete any necessary corrective and remedial action for all R-CPP units within each operable unit in accordance with the a CMI and RD/RA work plan and corrective measures and RD design (CMD and RD) report. The CMD and RD report will satisfy the requirements of Section 7.3.9. This work will be done in accordance with current applicable regulations, guidance documents, and written policy available at any time during the corrective and remedial action process. It is agreed by the parties that the content of the The CMI and RD/RA work plan will satisfy the requirements of an be considered to be functionally equivalent to that of the RA work plan described in Section 7.3.10.

The CMI and RD/RA work plan and the corrective measures design (CMD and RD) report, which are produced as part of the CMI and RD/RA phase, are primary documents as described in Section 9.0. The schedule for developing the CMI and RD/RA work plan and conducting the CMI and RD/RA will be specified for each operable unit in the work schedule (Appendix D). The CMI and RD/RA phase will be conducted in accordance with the schedule of compliance specified in the RCRA permit and the work schedule (Appendix D).

Upon satisfactory completion of the CMI and RD/RA phase as described in the CMI and RD/RA work plan for a given operable unit, the lead regulatory agency shall issue a certificate of completion to the DOE for that operable unit. At the discretion of the lead regulatory agency, a certificate of completion may be issued for completion of a portion of the CMI and RD/RA phase for an operable unit.

#### **7.4.6 Operation and Maintenance**

The operation and maintenance (O&M) phase will be initiated at each operable unit when the CMI and RD/RA phase has been completed. This phase will include inspections and monitoring as described in the O&M plan. In all cases where waste or contamination is left in place as part of the CMI and RD/RA, the O&M phase is expected to be a long-term activity. Where waste or contamination is left in place, the operable unit will be evaluated by the lead regulatory agency at least every 5 years during the O&M phase to determine whether continued O&M activity is indicated or further CMI and RD/RA is required. The lead regulatory agency may conduct more frequent evaluations should data indicate this is necessary to ensure effective implementation of the CMI and RD/RA. All O&M data and records obtained to that date, along with any additional information provided by DOE, will be used in that evaluation.

In cases where all waste or contamination is removed or destroyed, a short period for the O&M phase for specific units within an operable unit may be specified by the lead regulatory agency. The lead regulatory agency may, where appropriate, allow for the O&M phase to be terminated for certain units within an operable unit while requiring O&M to be continued at other units. In these cases, certain units may be considered for delisting in accordance with the NCP, after the O&M phase has been completed.

The O&M plan is a primary document as described in Section 9.0. The schedule for conducting significant steps described in the O&M plan is specified for each operable unit in the work schedule (Appendix D).

#### 7.4.57 Offsite Releases and Corrective Action

In the event that hazardous constituents or contamination from a landfill unit, surface impoundment, or waste pile is found to have migrated beyond the boundaries of the Hanford Site, the lead regulatory agency may require that corrective action for such contamination be conducted. Corrective action authority will be implemented through a schedule of compliance. The DOE shall make every reasonable effort to gain access to investigate and remediate offsite contamination. The DOE will document attempts to attain offsite access for investigative work and corrective action in such cases, in accordance with the access provisions as specified in Article XXXVII of the Agreement. Where necessary to accomplish offsite RA, such releases may be addressed by the lead regulatory agency under CERCLA authority.

The DOE will initiate, maintain progress toward completion of, and complete any offsite corrective action required by the lead regulatory agency, in accordance with the time frames specified in the work schedule (Appendix D) and in accordance with current applicable regulations, guidance documents, and written policy available at any time during the corrective action process.

### **Action Plan, Section 7.5:**

#### **7.5 CLEANUP REQUIREMENTS**

In accordance with Section 121(d) of CERCLA, the DOE will comply with all ARARs when hazardous substances, pollutants, or contaminants are to remain onsite as part of RAs. These requirements include cleanup standards, standards of control, and other substantive environmental protection requirements and criteria for hazardous substances as specified under Federal or State laws and regulations. The parties intend that ARARs, as appropriate, will apply at all past-practice units being managed under the RPP program at the Hanford Site to ensure continuity between the RCRA and CERCLA authorities.

"Applicable requirements" are those cleanup standards, standards of control, and other substantive environmental protection requirements, criteria, or limitations promulgated under Federal or State law. These requirements specifically address a hazardous substance, pollutant, contaminant, hazardous waste, hazardous constituent, RA, location, or other circumstance at the Hanford Site.

"Relevant and appropriate requirements" are those which do not meet the definition of applicable requirements, yet pertain to problems or situations similar to those encountered in the cleanup effort at the Hanford Site. Such requirements must be suited to the unit under consideration and must be both relevant and appropriate to the situation.

The ARARs are classified into three general categories as follows:

- Ambient or chemical-specific requirements. These are established numeric criteria for various constituents. These criteria are usually set from risk-based or health-based values or methodologies

- Performance, design, or other action-specific requirements. These are usually technology or activity-based requirements or limitations on actions taken with respect to a given hazardous substance or hazardous constituent
- Location-specific requirements. These are restrictions placed on the concentration of hazardous substances or hazardous constituents or on the conduct of activities solely because they occur in special locations.

In addition to ARARs, certain non-promulgated Federal or State criteria, advisories, guidance, and proposed standards may be used to establish cleanup standards. These "to-be-considered" criteria can be imposed if necessary to assure protection of human health and the environment but are not necessarily legally binding. These criteria will be specified by the lead regulatory agency in cases where an ARAR does not exist, or in cases where the lead regulatory agency does not believe the ARAR is protective of human health and the environment given the site specific conditions.

For units which are selected for abatement actions or interim actions, as described in Sections 7.2.3 and 7.2.4, ARARs will be applied, where appropriate, recognizing that these units will later be subject to ARARs during the final remedial or corrective action process.

Compliance with an ARAR may be waived in certain circumstances, as specified in current EPA guidance on cleanup requirements. Waivers will be limited to the following situations:

- Cases in which the remedy selected is only part of a total remedial action that will satisfy the ARAR when completed.
- Cases in which compliance with an ARAR will result in a greater risk to human health and the environment than an alternative option.
- Cases in which compliance with an ARAR is technically impracticable from an engineering perspective.
- Cases in which alternative treatment methods to those specified as ARARs have been shown to result in equivalent standards of performance.
- With respect to a State standard, requirement, criteria, or limitation, the State has not consistently applied procedures to establish a standard, requirement or criteria or demonstrated the intention to consistently apply the standard, requirement, criteria, or limitation in similar circumstances at other RAs.

Federal statutes, regulations, and "to-be-considered" criteria from which cleanup requirements will be developed are included in the current EPA guidance document, "CERCLA Compliance with Other Laws Manual." The following list identifies the key state statutes and regulations from which cleanup requirements will be developed for the Hanford Site. This list is not intended to be inclusive; other standards may be applicable on a case-by-case basis. In addition, this list can be expanded as new State statutes and regulations become effective:

- Washington State Environmental Policy Act--Chapter 43.21C RCW, and implementing regulations; Guidelines Interpreting and Implementing the State Environmental Policy Act--197-11 WAC
- Water Well Construction Act--Chapter 18.104 RCW, and implementing regulations; Minimum Standards for Construction and Maintenance of Water Wells--173-160 WAC
- Washington Clean Air Act--Chapter 70.94 RCW
- Solid Waste Management, Recovery and Recycling Act--Chapter 70.95 RCW, and implementing regulations;

Minimum Functional Standards for Solid Waste Handling--173-304 WAC

- Nuclear Energy and Radiation Act--Chapter 70.98 RCW, and implementing regulations; Standards for Protection Against Radiation-- 402-24 WAC

Licensing Requirements for Land Disposal of Radioactive Waste--402-61 WAC

Monitoring and Enforcement of Air Quality and Emission Standards for Radionuclides--402-80 WAC

- Hazardous Waste Management-Chapter 70.105 RCW, and implementing regulations; Dangerous Waste Regulations--173-303 WAC

- Model Toxics Control Act--Chapter 70.105D RCW, and implementing regulations; Model Toxics Control Act Cleanup Regulation--173-340 WAC

- Washington State Water Code--Chapter 90.03 RCW

- Regulation of Public Groundwaters--Chapter 90.44 RCW

- Water Pollution Control Act--Chapter 90.48 RCW, and implementing regulations; Water Quality Standards for Water of the State of Washington--173-201 WAC

State Waste Discharge Program--173-216 WAC Underground Injection Control Program--173-218 WAC

National Pollution Discharge Elimination System Permit Program--173-220 WAC

- Water Resources Act of 1971--Chapter 90.54 RCW

- Shoreline Management Act--Chapter 90.58 RCW and implementing regulations, 173-14 through 173-22 WAC

The DOE shall use the Federal and State sources of information, as mentioned above, in developing proposed ARARs during the RI/FS (or RFI/CMS and RI/FS) process. The detailed documentation of ARARs shall be provided in an appendix to the FS Phase III Report (or CMS and FS report).

The lead regulatory agency for each CERCLA and RCRA-CERCLA operable unit shall prepare a summary of the rationale for selection of ARARs for the ROD. ~~The lead regulatory agency of each RPP operable unit shall prepare a summary of the rationale for selection of the ARARs for the fact sheet that will accompany the CMS report (including permit modification or permit revocation and reissuance, as applicable).~~

In the event that new standards are developed subsequent to initiation of RA at any operable unit, and these standards result in revised ARARs or "to-be- considered" criteria, these new standards will be considered by the lead regulatory agency as part of the review conducted at least every five years under Section 121(c) of CERCLA.

### **Action Plan, Section 7.8, first paragraph:**

#### **7.8 QUALITY ASSURANCE**

The level of quality assurance and quality control (QA/QC) for the collection, preservation, transportation, and analysis of each sample which is required for implementation of this Agreement shall be dependent upon the data quality objectives for the sample. Such data quality objectives shall be

specified in RI/FS or RFI/CMS work plans or in other work plans that may be used to describe sampling and analyses at CERCLA or RCRA-CERCLA past-practice units.



**Action Plan, Section 9.2, Table 9-1:**

---

**Table 9-1. Primary Documents.**

---

Remedial investigation/feasibility study (RI/FS) work plan

Remedial investigation (RI) Phase II report

Feasibility study (FS) Phases I and II report

FS Phase III report

Preclosure Work Plan

Proposed plan

Proposed Corrective Action Decision/Proposed Plan

Remedial design (RD) report

Remedial action (RA) work plan

Remedial design and remedial action (RD/RA) work plan

Operation and maintenance (O&M) plan

Closure plan

Part B permit application (for operation and/or postclosure)

RCRA facility assessment (RFA) report

RCRA facility investigation/corrective measures study (RFI/CMS) & Remedial Investigation/Feasibility Study work plan

RCRA facility investigation (RFI) and Remedial Investigation (RI) report (final)

Corrective measures study (CMS) and Feasibility Study report (preliminary and final)

Corrective measures implementation (CMI) work plan

Corrective measures implementation and Remedial Design/Remedial Action Work Plan (CMI and RD/RA)

Corrective measures design (CMD) and Remedial Design report

Interim response action (IRA) proposal

Interim measure (IM) proposal

Waste/Material Stream Project Management (Work) Plans (see Action Plan Section 11.5).

Other work plans (as specified in Section 11.6)

Other documents as specified elsewhere in the Agreement

## **Action Plan, Section 11.6:**

### **11.6 OTHER WORK PLANS AND SUPPORTING SCHEDULES**

Unless otherwise specified, other work plans, including operable unit (OU) work plans prepared under the Hanford Past-Practice Investigation Strategy, shall be prepared, reviewed and approved as primary documents. At the time work plans are submitted for approval, they shall describe in detail the work to be done and include the performance standards to be met. They shall also include an implementation schedule with start and completion dates. The work plan schedule shall identify completion dates for major tasks and deliverables as interim milestones. Milestones shall be set in a manner which fits the requirements of the work to be accomplished, with at least one milestone every twelve months, unless otherwise agreed to by the project managers. A change package shall be submitted with the work plan which identifies the interim milestones.

Schedules may be constructed in a manner that allows tasks or deliverables which require or follow regulatory agency review and approval to be due a fixed number of days after approval, rather than on a fixed date. The project managers will rely primarily on the supporting schedules for tracking progress.

Required work plans include:

- RI/FS work plan
- Remedial action work plan
- Remedial Design and Remedial Action (RD/RA) work plan
- Closure plan
- RFI/CMS and RI/FS work plan
- CMI and RD/RA work plan
- LFI work plan
- ERA work plans/EECA's.

Within 180 days of the last ROD signature for CPP units, or CAD and ROD signature for R-CPP units, or an alternative period designated in the ROD or in the CAD and ROD, an RD/RA (or CMI and RD/RA) work plan including schedule, along with a milestone change package, shall be submitted for lead regulatory agency review and approval as specified above.

ERA work plans/EECAs are not to be prepared, reviewed and approved as primary documents, but are subject to approval in accordance with Section 7.2.4 of the Action Plan. Additional detailed schedules, beyond those contained in the above plans, may be needed as agreed to by the assigned project managers to provide more definitive schedules to track progress. These may be part of other plans or may be stand-alone schedules.

In addition to the work plans previously described, other work plans may be developed for special situations at the request of the lead regulatory agency. These work plans will be considered primary documents as discussed in Section 9.1, and are subject to all work plan requirements.

|                                    |  |                                   |
|------------------------------------|--|-----------------------------------|
| <b>Change Number</b><br>P-07-09-02 | <b>Federal Facility Agreement and Consent Order<br/>Change Control Form</b><br>Do not use blue ink. Type or print using black ink. | <b>Date</b><br>September 15, 2010 |
|------------------------------------|--|-----------------------------------|

|  |                              |
|--|------------------------------|
| <b>Originator</b><br>Matthew S. McCormick. | <b>Phone</b><br>509-373-9971 |
|--|------------------------------|

**Class of Change**  
 I - Signatories                       II - Executive Manager                       III - Project Manager




**Change Title**  
Modification of Hanford Federal Facility Agreement and Consent Order (Tri-Party Agreement) Action Plan Section 7.3.8 to assign responsibility for initial preparation of Records of Decision to the U.S. Department of Energy.

**Description/Justification of Change**  
Section 120 of CERCLA and the National Contingency Plan assign the responsibility for development of Records of Decision (ROD) jointly to the U. S. Department of Energy (DOE) and the U.S. Environmental Protection Agency (EPA) for DOE sites. Currently, the Tri-Party Agreement Action Plan, Section 7.3.8, assigns the responsibility for preparing RODs to the lead regulatory agency. The original change form provided that the DOE would provide the draft ROD which would then be finalized by the EPA. Based upon feedback received during the public comment period on this change form the DOE, the State of Washington Department of Ecology (Ecology), and the EPA have agreed to revise the Tri-Party Agreement Action Plan, Section 7.3.8, to state that the lead regulatory agency will prepare RODs *in cooperation with the DOE* and EPA will retain final approval authority of RODs in accordance with the mandate of CERCLA Section 120(e)(4)(A).  
Corresponding changes to address preparation of the corrective action determination is included in the proposed change package P-00-09-01.  
Continued on page 2

**Impact of Change**  
No impacts are anticipated by these changes to the Tri-Party Agreement.

**Affected Documents**  
The Hanford Federal Facility Agreement and Consent Order, Action Plan as amended.

**Approvals**

|  |          |  |                                      |
|--|----------|--|--------------------------------------|
|  | 10/13/10 | <input checked="" type="checkbox"/> Approved | <input type="checkbox"/> Disapproved |
| DOE  | Date     |  |                                      |
|  | 10/20/10 | <input checked="" type="checkbox"/> Approved | <input type="checkbox"/> Disapproved |
| EPA  | Date     |  |                                      |
|  | 10/26/10 | <input checked="" type="checkbox"/> Approved | <input type="checkbox"/> Disapproved |
| Ecology  | Date     |  |                                      |

*Description/Justification of Change (continued)*

Modifications to Tri-Party Agreement Action Plan Section 7.3.8 are indicated by ~~strikeout~~ to indicate text to be deleted and by double underline to indicate text to be added.

**7.3.8 Record of Decision**

After the public comment period on the FS ~~Phase III~~ Report and the ~~Proposed~~ Plan has closed, the ~~Record of Decision~~ (ROD) process will begin. ~~The~~ A draft ROD will be prepared by the ~~lead regulatory agency and~~ EPA (or jointly by EPA and Ecology, if Ecology is the lead regulatory agency). The lead regulatory agency, working in cooperation with DOE (and EPA if Ecology is the lead regulatory agency), will finalize the ROD. The goal of the Parties is to finalize the ROD within 180 days of the close of the public comment period. The ROD will describe the decision making process for remedy selection, and summarize the alternatives developed, screened, and evaluated in accordance with CERCLA and the NCP and include a responsiveness summary addressing comments provided on the Proposed Plan. The lead regulatory agency is responsible for reviewing the comments received and will prepare a responsiveness summary that will accompany the ROD. Although all of the RI/FS documents and preliminary determinations through the process of drafting the ROD will be the responsibility of the lead regulatory agency for a given operable unit, leading up to the ROD will be the responsibility of DOE and the lead regulatory agency, the ROD must be signed by the EPA. The ROD will become part of the administrative record for each operable unit. The lead regulatory agency shall continue its role after issuance of the ROD, including oversight of the remedial design and remedial action phases, as described below.