



NIH Extramural Loan Repayment Programs FY 2007

THE LRP DATA BOOK

Fiscal Year 2007 Highlights

*Fiscal Year period covers October 1, 2006 to September 30, 2007



Application Cycle:
September 1- December 1, 2006



Table of Contents

The Year in Review	1
The Five Extramural Loan Repayment Programs	2
Applications, Awards, and Success Rates by Program (New and Renewal)	3
Funding by Program (New and Renewal)	4
Funding by NIH Institutes and Centers (ICs) (New and Renewal)	5
Applications, Awards, and Success Rates by Post-Degree Years	6
LRP Awards by Doctoral Degree	7
Applications, Awards, and Success Rates by Source of Research Funding	8
Educational Debt Levels of LRP Awardees	9
Applications, Awards, and Success Rates by Gender	10
Recipient Demographics	11
Number of Participants by State	12



The Year in Review

In Fiscal Year (FY) 2007, 3,066 individuals applied to the five Extramural Loan Repayment Programs (LRPs): Clinical Research, Pediatric Research, Health Disparities Research, Clinical Research for Individuals from Disadvantaged Backgrounds, and Contraception and Infertility Research. Of those applicants, 1,646 were awarded contracts totaling \$73,749,265. The combined (new and renewal applicants) success rate for the Extramural LRPs was 54 percent.

The Extramural Clinical Research LRP received 56 percent (1,711) of all applications.

New applicants (those not previously funded) constituted 62 percent of all applications while renewal applicants (those previously funded) comprised 38 percent of all applicants. Success rates for new and renewal applicants were 42 and 72 percent, respectively.

The LRPs are open to health professionals with doctoral level degrees and varying levels of experience. Many FY 2007 awardees are beginning their careers, with 26 percent having received their qualifying degrees within the last 5 years and 78 percent within the past 10 years.

MDs (including those with MD/PhD degrees) comprised 53 percent of the 1,646 awards, while those with PhDs or other doctoral level degrees comprised 47 percent of the total awards.

Fifty-one percent of the 1,646 awardees had educational debt greater than \$50,000, with approximately 4 percent having debt levels greater than \$200,000.

Women received 869 of the 1,646 LRP awards. African-Americans received 170 awards, Asian/Pacific Islanders received 178 awards, Hispanics received 109 awards, and Native Americans were recipients of 18 awards.



The Five Extramural Loan Repayment Programs

Clinical Research LRP:

Clinical research is “patient-oriented clinical research conducted with human subjects, or research on the causes and consequences of disease in human populations involving material of human origin (such as tissue specimens and cognitive phenomena) for which an investigator or colleague directly interacts with human subjects in an outpatient or inpatient setting to clarify a problem in human physiology, pathophysiology or disease, or epidemiologic or behavioral studies, outcomes research or health services research, or developing new technologies, therapeutic interventions, or clinical trials.”

Pediatric Research LRP:

Qualified Pediatric Research is defined as “research directly related to diseases, disorders, and other conditions in children.”

Health Disparities Research LRP:

The scope of research qualified for this program includes basic research, clinical research or behavioral research directly related to health disparity populations and the medically underserved. Group is defined as a health disparity population “if there is a significant disparity in the overall rate of disease incidence, prevalence, morbidity, mortality, or survival rates in the population as compared to the health status of the general population.”

Clinical Research for Individuals from Disadvantaged Backgrounds LRP:

For this program, “an individual from a disadvantaged background” is defined according to low family income levels set by the U.S. Bureau of the Census – as published in the Federal Register.

To meet this low-income requirement candidates must demonstrate their disadvantaged status by submitting (1) a written statement from former school(s) where he/she qualified for Federal disadvantaged assistance, (2) verification of receipt of loans from either the Health Professions Student Loans (HPSL) or Loans for Disadvantaged Student Program, or (3) verification of a scholarship from the U.S. Department of Health and Human Services under the Scholarship for Individuals with Exceptional Financial Need.

Contraception and Infertility Research LRP:

Contraception research is defined as research whose ultimate goal is to provide new or improved methods of preventing pregnancy. Infertility research is defined as research whose long-range objective is to evaluate, treat, or ameliorate conditions which result in the failure of couples to either conceive or bear young.



NIH Extramural Loan Repayment Programs FY 2007

Applications, Awards, and Success Rates by Program

In FY 2007, the NIH received 3,066 applications.
62 percent of the applications were from new applicants.
54 percent of all applicants were awarded contracts.

LRP	New			Renewal			Total		
	Applications	Awards	Success Rate	Applications	Awards	Success Rate	Applications	Awards	Success Rate
Clinical Research	1,026	406	40%	685	503	73%	1,711	909	53%
Pediatric Research	517	198	38%	276	185	67%	793	383	48%
Health Disparities Research	274	167	61%	161	122	76%	435	289	66%
Clinical Research for Individuals from Disadvantaged Backgrounds	40	16	40%	33	26	79%	73	42	58%
Contraception and Infertility Research	43	17	40%	11	6	55%	54	23	43%
Total	1,900	804	42%	1,166	842	72%	3,066	1,646	54%

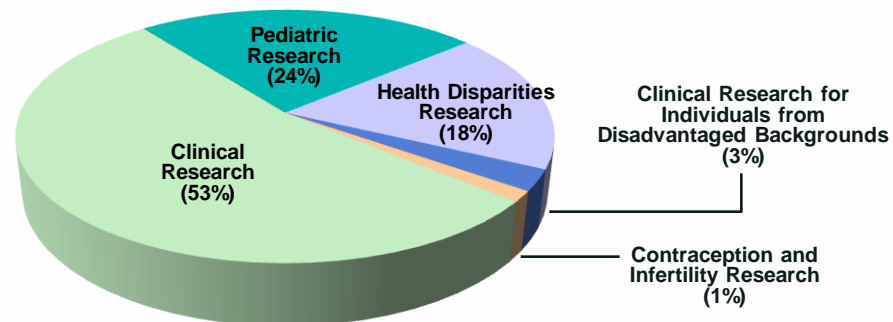


NIH Extramural Loan Repayment Programs FY 2007

Funding by Program

LRP	New		Renewal		Total	
	Awards	Funding	Awards	Funding	Awards	Funding
Clinical Research	406	\$24,375,657	503	\$14,994,070	909	\$39,369,728
Pediatric Research	198	\$11,956,930	185	\$6,095,159	383	\$18,052,089
Health Disparities Research	167	\$9,474,432	122	\$3,850,402	289	\$13,324,833
Clinical Research for Individuals from Disadvantaged Backgrounds	16	\$1,109,234	26	\$872,204	42	\$1,981,439
Contraception and Infertility Research	17	\$819,902	6	\$201,275	23	\$1,021,176
Total	804	\$47,736,155	842	\$26,013,110	1,646	\$73,749,265

Percent of Total Awards by LRP





NIH Extramural Loan Repayment Programs FY 2007

Funding by NIH Institutes and Centers (ICs) (New and Renewal Awards)

IC	Awards	Funding
NCMHD	331	\$15,306,272
NHLBI	197	\$9,681,258
NCI	149	\$8,113,076
NIAID	142	\$5,626,672
NIMH	133	\$4,933,972
NICHD	119	\$5,308,502
NIDA	113	\$3,519,779
NIDDK	64	\$3,988,257
NIA	60	\$2,517,107
NIAAA	56	\$1,564,753
NCRR	52	\$2,801,122
NINDS	48	\$2,595,229
NIAMS	42	\$1,776,116
NIDCD	35	\$1,100,891
NEI	31	\$1,567,052
NIDCR	15	\$839,914

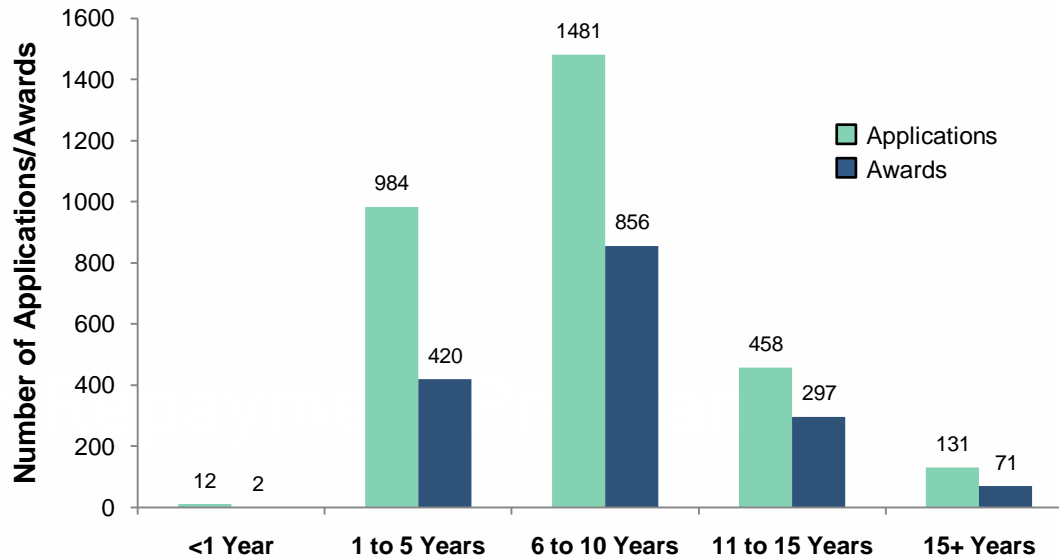
IC	Awards	Funding
NIEHS	15	\$452,469
NCCAM	13	\$568,860
NIGMS	11	\$717,167
NHGRI	6	\$248,719
NLM	5	\$231,948
NINR	5	\$48,726
NIBIB	3	\$154,295
FIC	1	\$87,111
Total	1,646	\$73,749,265

**24 Institutes and Centers funded
at least one LRP contract in FY 2007.**

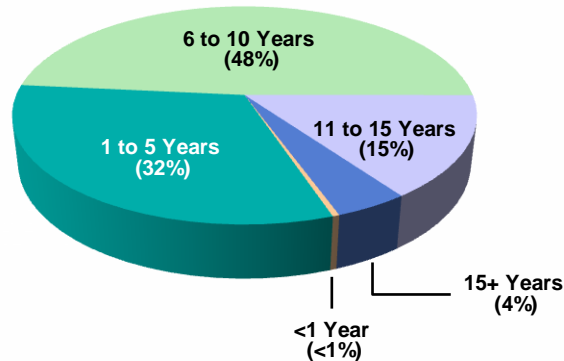


NIH Extramural Loan Repayment Programs FY 2007

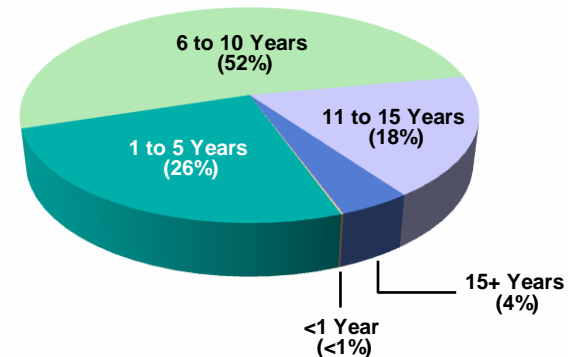
Applications, Awards, and Success Rates By Post-Degree Years



Distribution of Applications



Distribution of Awards





LRP Awards by Doctoral Degree

MD: 733 (44%) held MD degrees.

PhD: 671 (41%) held PhD Degrees.

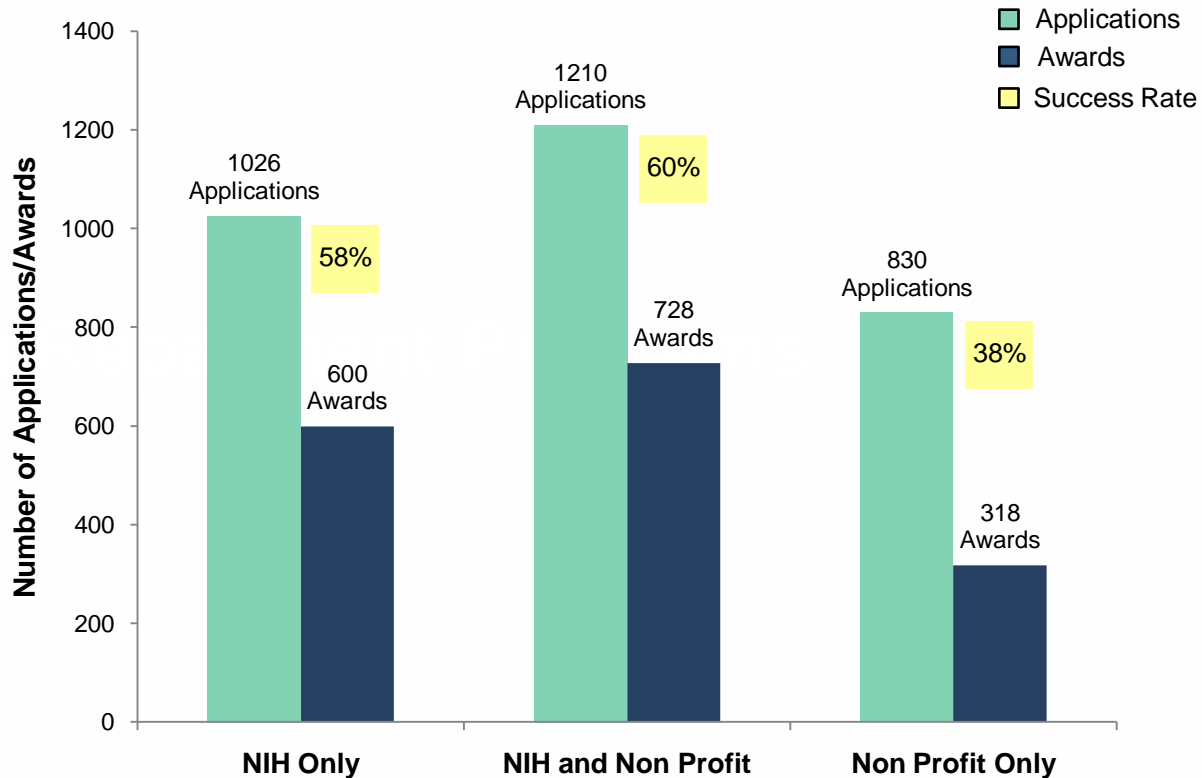
MD/PhD: 145 (9%) held MD/PhD degrees.

Other: 97 (6%) held various other doctoral level degrees including ScD, PharmD, DrPH, DDS, OD, DO, JD, DMD, DDS, DVM, PsyD, EdD, DNSc, DPT.

LRP	MD	MD/PhD	PhD	Other	Total
Clinical Research	439	81	340	49	909
Pediatric Research	202	54	111	16	383
Health Disparities Research	57	6	195	31	289
Clinical Research for Individuals from Disadvantaged Backgrounds	28	1	13	0	42
Contraception and Infertility Research	7	3	12	1	23
Total	733	145	671	97	1,646



Applications, Awards, and Success Rates By Source of Research Funding



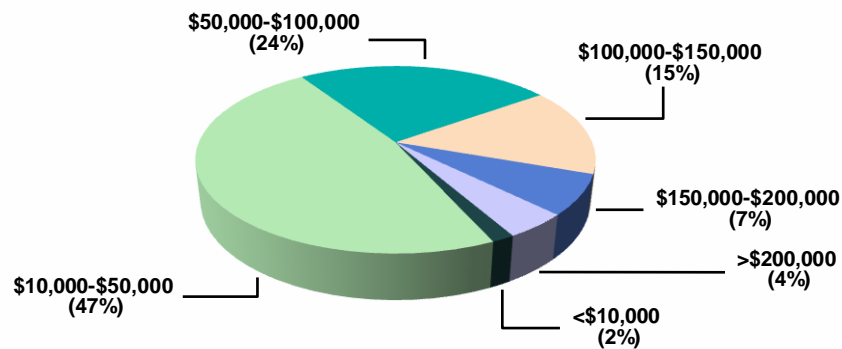


Educational Debt Levels of LRP Awardees

Fifty-one percent of FY 2007 awardees had educational debt levels in excess of \$50,000.

Debt Range	Number of Awardees
Less than \$10,000	26
\$10,000 - \$50,000	781
\$50,000 - \$100,000	402
\$100,000 - \$150,000	250
\$150,000 - \$200,000	114
\$200,000 and over	73
Total	1,646

Distribution of Awards by Debt Level





NIH Extramural Loan Repayment Programs FY 2007

Applications, Awards, and Success Rates by Gender

LRP	Male Applicants			Female Applicants			Gender Distribution	
	Applications	Awards	Success Rate	Applications	Awards	Success Rate	% Male Awardees	% Female Awardees
Clinical Research	827	464	56%	817	406	50%	53%	47%
Pediatric Research	326	154	47%	444	219	49%	41%	59%
Health Disparities Research	123	82	67%	303	204	67%	29%	71%
Clinical Research for Individuals from Disadvantaged Backgrounds	26	14	54%	45	27	60%	34%	66%
Contraception and Infertility Research	21	9	43%	30	13	43%	41%	59%
Total*	1,323	723	55%	1,639	869	53%	45%	55%

*Does not include applicants (104) and awardees (54) who did not state their gender.



Recipient Demographics *

LRP	Awards	African-American	Asian/ Pacific Islander	Hispanic	Native American	White
Clinical Research	909	26	99	33	**	666
Pediatric Research	383	13	45	21	**	282
Health Disparities Research	289	116	28	41	**	90
Clinical Research for Individuals from Disadvantaged Backgrounds	42	Restricted Data – small-sized datasets cannot be distributed to the general public due to participant confidentiality considerations				
Contraception and Infertility Research	23	Restricted Data – small-sized datasets cannot be distributed to the general public due to participant confidentiality considerations				
Total	1,646	170	178	109	18	1,062
% of Awards	100%	10%	11%	7%	1%	64%

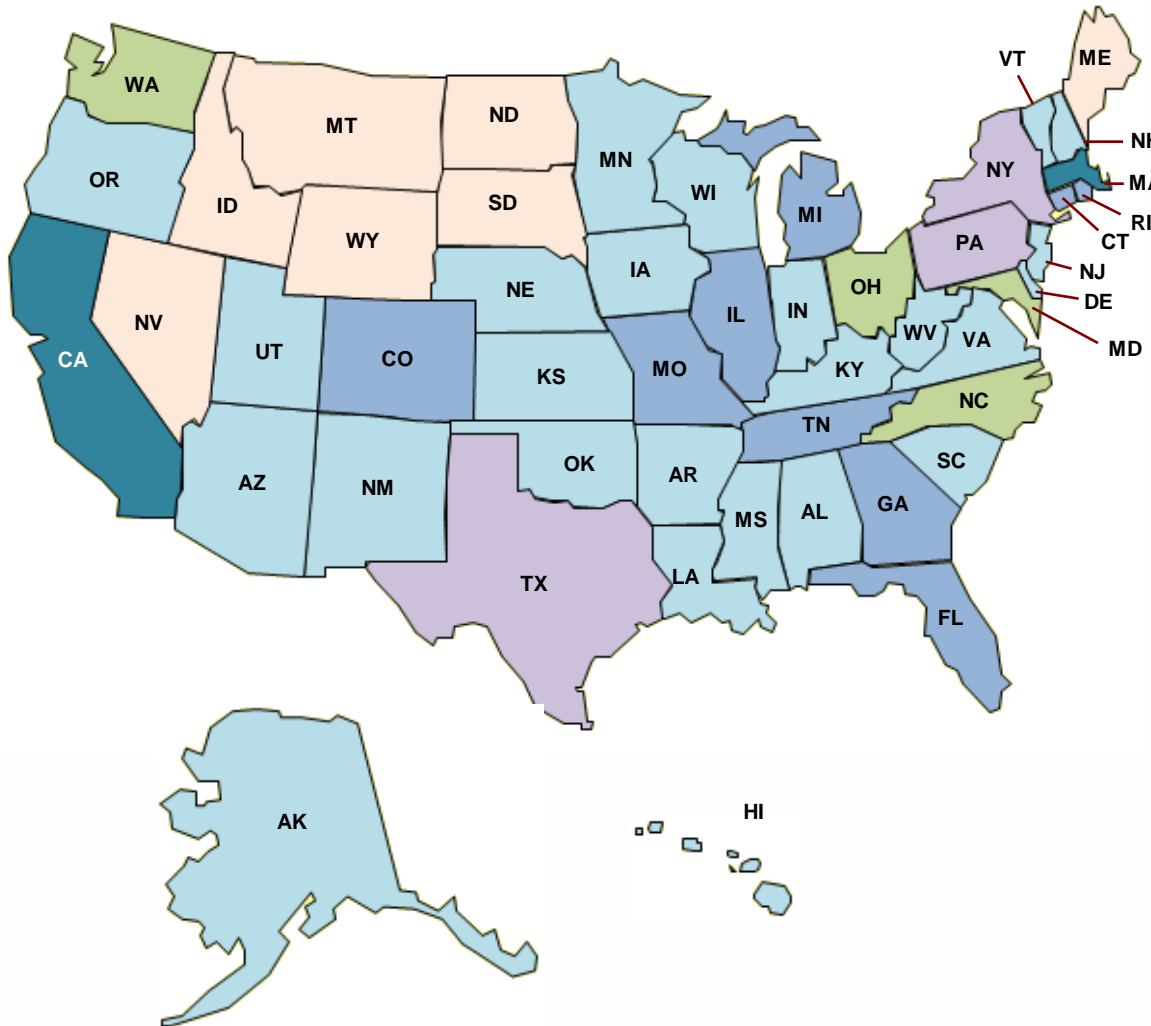
* Does not include 109 awardees who selected Other /No Response

** **Restricted Data** – small-sized datasets cannot be distributed to the general public due to participant confidentiality considerations

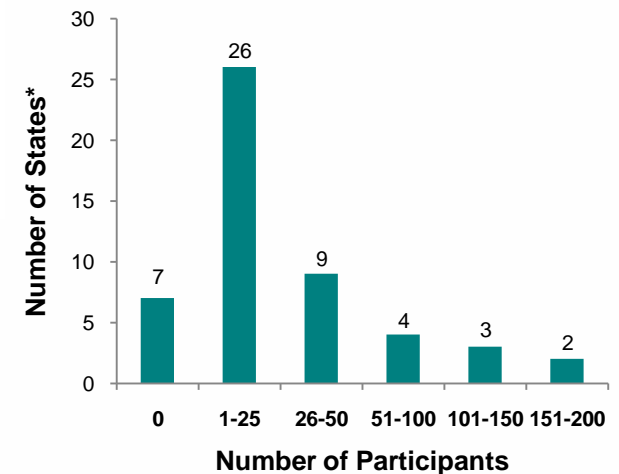


NIH Extramural Loan Repayment Programs FY 2007

Number of Participants by State



Number of Participants	States*
0	ID, ME, MT, ND, NV, SD, WY
1-25	AK, AL, AR, AZ, DC, DE, HI, IA, IN, KS, KY, LA, MN, MS, NE, NH, NJ, NM, OK, OR, SC, UT, VA, VT, WI, WV
26-50	CO, CT, GA, FL, IL, MI, MO, RI, TN
51-100	MD, NC, OH, WA
101-150	NY, PA, TX
151-200	CA, MA



* Includes DC



NIH Extramural Loan Repayment Programs

**Division of Loan Repayment
Office of Extramural Programs
Office of Extramural Research
Office of the Director**

**National Institutes of Health
Department of Health and Human Services**

Web site: www.lrp.nih.gov

