

FY 2010



THE INTRAMURAL LOAN
REPAYMENT PROGRAMS
DATA BOOK



**Fiscal Year
2010 Highlights**

October 1, 2009
to September 30, 2010

Application Cycles:

New:

September 1, 2009 - May 3, 2010

Renewal:

September 1, 2009 – February 1, 2010

NIH Division of Loan Repayment

NIH Institutes and Centers

Institutes

National Cancer Institute (NCI)
National Eye Institute (NEI)
National Heart, Lung, and Blood Institute (NHLBI)
National Human Genome Research Institute (NHGRI)
National Institute on Aging (NIA)
National Institute on Alcohol Abuse and Alcoholism (NIAAA)
National Institute of Allergy and Infectious Diseases (NIAID)
National Institute of Arthritis and Musculoskeletal and Skin Diseases (NIAMS)
National Institute of Biomedical Imaging and Bioengineering (NIBIB)
National Institute of Child Health and Human Development (NICHD)
National Institute on Deafness and Other Communication Disorders (NIDCD)
National Institute of Dental and Craniofacial Research (NIDCR)
National Institute of Diabetes and Digestive and Kidney Diseases (NIDDK)
National Institute on Drug Abuse (NIDA)
National Institute of Environmental Health Sciences (NIEHS)
National Institute of General Medical Sciences (NIGMS)
National Institute of Mental Health (NIMH)
National Institute of Neurological Disorders and Stroke (NINDS)
National Institute of Nursing Research (NINR)
National Library of Medicine (NLM)

Centers

John E. Fogarty International Center (FIC)
National Center for Complementary and Alternative Medicine (NCCAM)
National Center on Minority Health and Health Disparities (NCMHD)
National Center for Research Resources (NCRR)
Clinical Center (CC)
Center for Information Technology (CIT)

Table of Contents

The Year in Review	1
The Four Intramural Loan Repayment Programs	2
Applications, Awards, and Success Rates by Program (New and Renewal)	3
Funding by Program (New and Renewal)	4
Funding by NIH Institutes and Centers (New Awards)	5
Funding by NIH Institutes and Centers (Renewal Awards)	6
Applications, Awards, and Success Rates by Post-Degree Years (New)	7
LRP Awards by Degree (New Awards)	8
LRP Awards by Degree (Renewal Awards)	9
Educational Debt Levels of LRP Awardees (New Awards)	10
Educational Debt Levels of LRP Awardees (Renewal Awards)	11
Applications, Awards, and Success Rates by Gender	12
Recipient Demographics by Ethnicity & Race	13

The Year in Review

In Fiscal Year (FY) 2010, 96 individuals applied to the Intramural Loan Repayment Programs (LRPs) in General Research, AIDS Research, Clinical Research for Individuals from Disadvantaged Backgrounds, and General Research for Accreditation Council for Graduate Medical Education (ACGME) Fellows. Of those applicants, 84 were awarded contracts totaling \$5,342,432. The combined (new and renewal applicants) success rate for the Intramural LRPs was 88 percent.

The NIH will repay up to \$35,000 per year of outstanding educational debt for the General, AIDS, and Clinical Research for Individuals from Disadvantaged Backgrounds and up to \$20,000 per year for the ACGME LRP. In return, participants must sign a contract agreeing to conduct appropriately qualified research activities as NIH employees for a minimum of two years for the AIDS and Clinical Research (Disadvantaged Background) LRPs, or three years for the General or ACGME LRPs.

The Intramural General Research LRP received 68 percent of all applications.

New applicants (those not previously funded) constituted 48 percent of all applications while renewal applicants (those previously funded) comprised 52 percent of all applicants. Success rates for new and renewal applicants were 78 and 96 percent, respectively.

The LRPs are open to health professionals with doctoral level, P.A., B.S.N. or A.D.N. degrees and varying levels of experience. Most new FY 2010 awardees are beginning their careers, with 72 percent having received their qualifying degrees within the last five years and 28 percent within the past six to ten years.

Physician doctorates (including dual physician doctorates and academic doctorates, for example, MD/PhD degrees) comprised 81 percent of the awards, while those with academic doctoral level degrees comprised 18 percent of the total awards.

Eighty-nine percent of the new awardees had educational debt greater than \$50,000, with 33 percent having debt levels greater than \$200,000. In comparison, 42 percent of the renewal awardees had educational debt greater than \$50,000, with 2 percent having debt levels greater than \$200,000.

Women received 40 of the 84 LRP awards. Black/African American applicants received 5 awards, Asians received 14 awards, and Hispanics received 5 awards.

The Four Intramural Loan Repayment Programs

AIDS Research LRP:

In November 1988, Public Law (P.L.) 100-607 introduced Section 487A of the Public Health Service (PHS) Act (42 USC 288-1), authorizing the National Institutes of Health (NIH) to establish a program of educational loan repayment to attract additional health professionals into Acquired Immunodeficiency Syndrome (AIDS) research. The mission of the NIH AIDS Research Loan Repayment Program (AIDS-LRP) is to attract highly qualified physicians, nurses, and scientists to HIV/AIDS research by countering the growing economic disincentives to embark on biomedical research careers, using loan repayment as an incentive.

General Research LRP:

In June 1993, P.L. 103-43 authorized Section 487C (42 USC 288-3), which established a program of educational loan repayment to attract highly qualified health professionals, particularly physicians, to conduct research at the NIH. The mission of the General Research Loan Repayment Program is to attract talented researchers to public service as employees of the NIH using loan repayment as an economic incentive to embark on biomedical research careers. Generally, those at a tenure track or above level are given priority for funding of LRP awards.

General Research LRP for ACGME Fellows:

General Research LRP for ACGME Fellows provides \$20,000 per year in loan repayment (plus tax reimbursement) and is currently available to fellows offered employment by the NIH in subspecialty and residency training programs accredited by the Accreditation Council for Graduate Medical Education (ACGME). Qualifying fellows must hold a three-year appointment.

Clinical Research LRP for Individuals from Disadvantaged Background:

Clinical research is patient-oriented research that is conducted with human subjects or research on the causes and consequences of disease in human populations involving material of human origin for which an investigator or colleague directly interacts with human subjects in an outpatient or inpatient setting to clarify a problem in human physiology; pathophysiology or disease; epidemiologic or behavioral studies; outcomes research or health services research; or developing new technologies, therapeutic interventions, or clinical trials. The NIH Clinical Research Loan Repayment Program's mission is to recruit highly qualified health professionals from disadvantaged backgrounds to serve as clinical researchers, using loan repayment as an economic incentive.

Applications, Awards, and Success Rates By Program

In FY 2010, the NIH received 96 applications. 48 percent of the applications were from new applicants. 88 percent of all applicants were awarded contracts.

LRP	New			Renewal			Total		
	Applications	Awards	Success Rate	Applications	Awards	Success Rate	Applications	Awards	Success Rate
General Research *	25	16	64%	40	38	95%	65	54	83%
AIDS Research	2	1	50%	6	6	100%	8	7	88%
Clinical Research for Individuals from Disadvantaged Backgrounds *	1	1	100%	4	4	100%	5	5	100%
ACGME	18	18	100%	N/A	N/A	N/A	18	18	100%
Total	46	36	78%	50	48	96%	96	84	88%

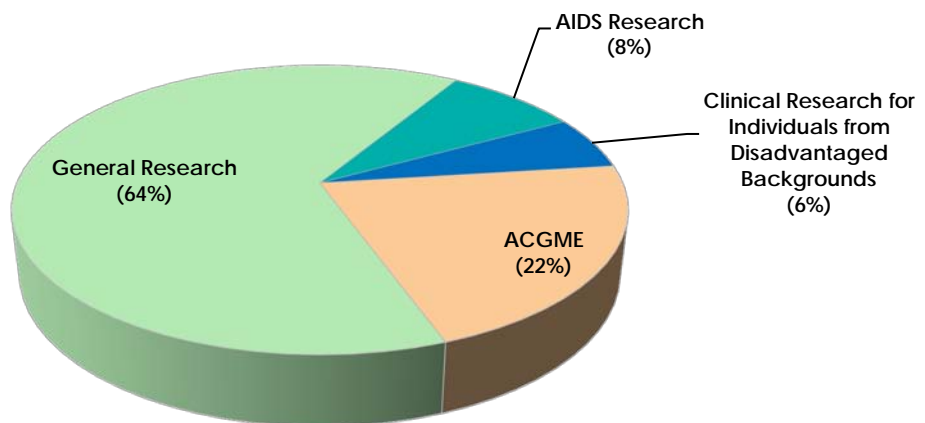
* Includes 3 New applicants funded by another IC: 2 General and 1 Clinical Research for Individuals from Disadvantaged Backgrounds

Funding by Program

LRP	New		Renewal		Total	
	Awards	Funding	Awards	Funding	Awards	Funding
General Research	16	\$2,202,559	38	\$1,026,348	54	\$3,228,907
AIDS Research	1	\$111,733	6	\$173,576	7	\$285,309
Clinical Research for Individuals from Disadvantaged Backgrounds	1	\$112,292	4	\$139,105	5	\$251,397
ACGME	18	\$1,576,819	N/A	N/A	18	\$1,576,819
Total	36	\$4,003,403	48	\$1,339,029	84	\$5,342,432 *

* Includes \$174,643 funding by other ICs

Percentage of Total Awards by LRP



Funding by NIH Institutes and Centers New Awards

The Intramural Loan Repayment Programs
awarded 36 new LRP contracts from 8 different ICs in FY 2010.

IC	Awards	Funding
CC	5	\$553,440
NCI	14	\$1,687,729
NIAID *	6	\$584,906
NIAMS	3	\$395,399
NINDS *	5	\$482,799
NHGRI	1	\$118,228
CIT *	1	\$12,464
NIA	1	\$168,438
Total	36	\$4,003,403

* Funding for 1 application was provided by NINDS, NIAID and CIT directly.

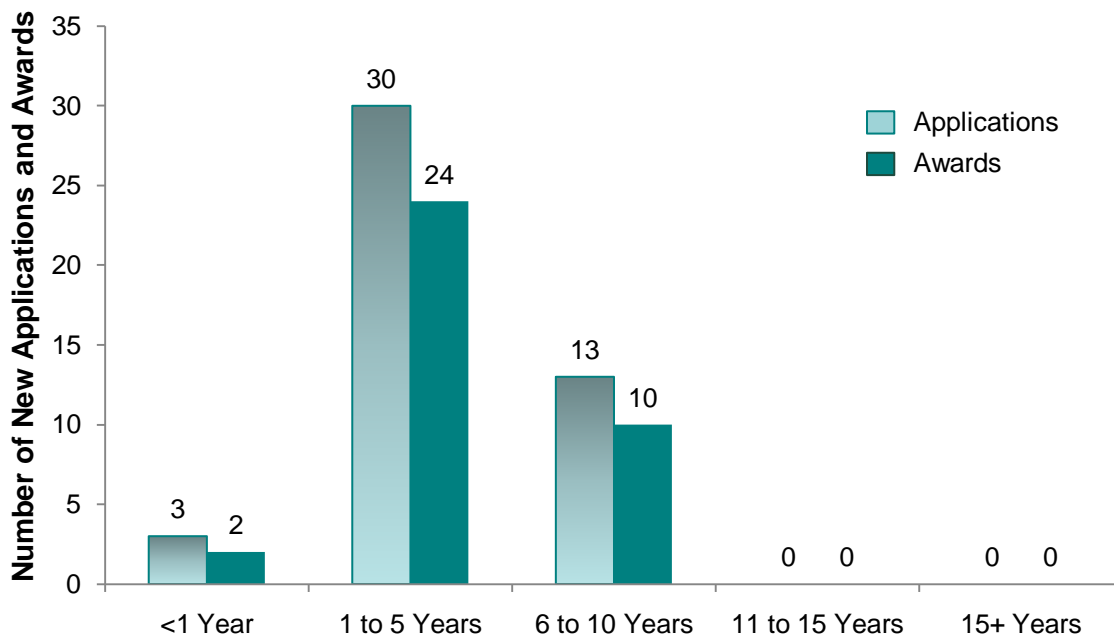
Funding by NIH Institutes and Centers Renewal Awards

The Intramural Loan Repayment Programs awarded 48 renewal LRP contracts from 13 different ICs in FY 2010.

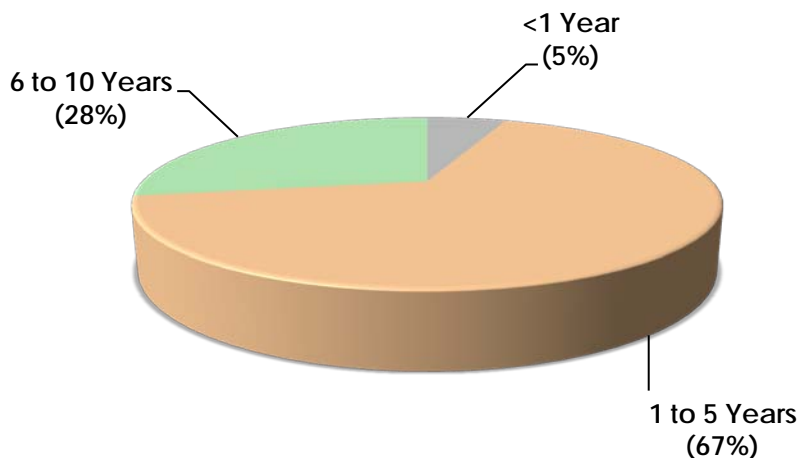
IC	Awards	Funding
CC	5	\$199,378
NCI	16	\$451,134
NHGRI	2	\$63,327
NHLBI	2	\$63,289
NIA	1	\$7,371
NIAAA	2	\$33,535
NIAID	9	\$266,072
NICHD	1	\$6,003
NLM	1	\$7,822
NIEHS	3	\$20,634
NIDA	2	\$32,084
NIMH	1	\$56,146
NINDS	3	\$132,234
Total	48	\$1,339,029

Applications, Awards, and Success Rates

New Applicants and Awardees By Post-Degree Years



Distribution of Awards



*Percentages may not total 100% as a result of rounding.

LRP Awards by Degree New Awards

Physician Doctorate:	27 (75%) held MD or DO degrees.
Professional Clinical Doctorate:	None held a DDS, DMD, DVM, DPT, ND, OD, PharmD, or PsyD degree.
Academic Doctorate:	4 (11%) held PhD, DrPH, EdD, or ScD degrees.
Physician Doctorate / Academic Doctorate:	5 (14%) held dual MD/PhD degrees.
Other:	None held an MS/MPH degree.

*Percentages may not total 100% as a result of rounding.

LRP	Physician Doctorate	Professional Clinical Doctorate	Academic Doctorate	Physician Doctorate / Academic Doctorate	Other	Total
General Research	11	0	3	2	0	16
AIDS Research	0	0	1	0	0	1
Clinical Research for Individuals from Disadvantaged Backgrounds	1	0	0	0	0	1
ACGME	15	0	0	3	0	18
Totals	27	0	4	5	0	36

LRP Awards by Degree Renewal Awards

- Physician Doctorate:** 32 (67%) held MD or DO degrees.
- Professional Clinical Doctorate:** None held a DDS, DPT, DVM, ND, OD, PharmD, or PsyD degree.
- Academic Doctorate:** 11 (23%) held PhD, DrPH, EdD, or ScD degrees.
- Physician Doctorate / Academic Doctorate:** 4 (8%) held dual MD/PhD degrees.
- Other:** 1 (2%) held B.S.N., M.S.N., or M.H.S degrees.

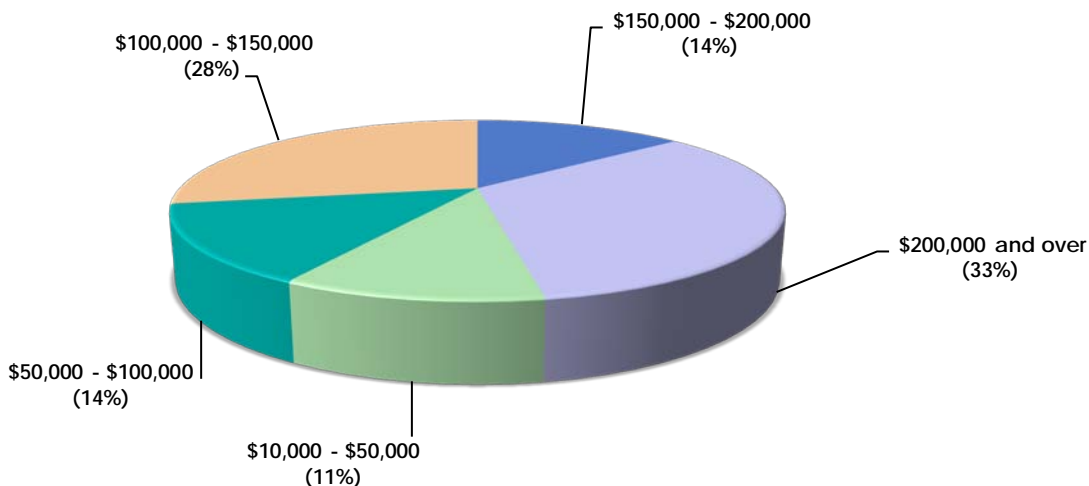
LRP	Physician Doctorate	Professional Clinical Doctorate	Academic Doctorate	Physician Doctorate / Academic Doctorate	Other	Total
General Research	25	0	9	4	0	38
AIDS Research	3	0	2	0	1	6
Clinical Research for Individuals from Disadvantaged Backgrounds	4	0	0	0	0	4
ACGME	0	0	0	0	0	0
Totals	32	0	11	4	1	48

Educational Debt Levels of LRP Awardees New Awards

89 percent of new FY 2010 awardees had educational debt levels in excess of \$50,000.

Debt Range	Number of Awardees
Less than \$10,000	0
\$10,000 - \$50,000	4
\$50,000 - \$100,000	5
\$100,000 - \$150,000	10
\$150,000 - \$200,000	5
\$200,000 and over	12
Total	36

Distribution of Awards by Debt Level

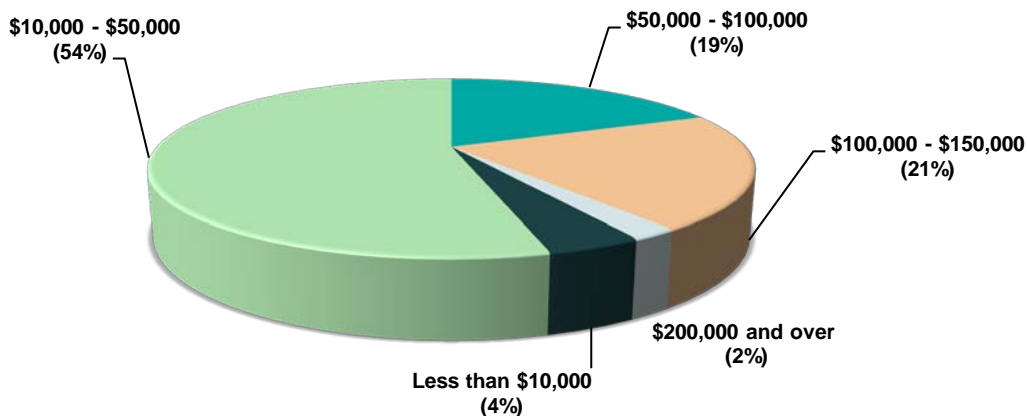


Educational Debt Levels of LRP Awardees Renewal Awards

42 percent of renewal FY 2010 awardees had educational debt levels in excess of \$50,000.

Debt Range	Number of Awardees
Less than \$10,000	2
\$10,000 - \$50,000	26
\$50,000 - \$100,000	9
\$100,000 - \$150,000	10
\$150,000 - \$200,000	0
\$200,000 and over	1
Total	48

Distribution of Awards by Debt Level



Applications, Awards, and Success Rates

*By Gender New and Renewal Awards

LRP	Male Applicants			Female Applicants			Gender Distribution	
	Applications	Awards	Success Rate	Applications	Awards	Success Rate	% Male Awardees	% Female Awardees
General Research	31	27	87%	31	24	77%	53%	47%
AIDS Research	2	2	100%	6	5	83%	29%	71%
Clinical Research for Individuals from Disadvantaged Backgrounds	2	2	100%	3	3	100%	40%	60%
ACGME	10	10	100%	8	8	100%	56%	44%
Total*	45	41	91%	48	40	83%	51%	49%

*Three applicants/awardees did not specify their gender.

Awardee Demographics By Ethnicity

LRP	Awards	Hispanic or Latino	Not Hispanic or Latino
All Intramural LRPs	84	5	79
Percentage of Awards	100%	6%	94%

Awardee Demographics By Race

LRP	American Indian or Alaska Native	Black or African-American	Asian	Native Hawaiian or Other Pacific Islander	White	Other / No Response/ More than One Race	Award Totals
All Intramural LRPs	0	5	14	0	52	8	79
Percentage of Awards	0%	6%	18%	0%	66%	10%	100%

Patricia A. Cole, Ph.D.
Director, Loan Repayment Programs
Office of Intramural Research
Office of the Director
National Institutes of Health
Department of Health and Human Services

Web site:
Loan Repayment Program (LRP)
<http://www.lrp.nih.gov>

