



Electronic Research Administration
National Institutes of Health, Office of Extramural Research



Powering the Advancement of Science

NIH Research Performance Progress Report (RPPR) Instruction Guide

System Version 3.5.1.4

Document Version 3.0.0

October 15, 2012

Forms Approved Through 08/31/2015
OMB No. 0925-0002



CONTACT US

Document Comments:

We value your feedback on this document. Please submit comments to your eRA Customer Relationship Manager.

For general questions about this module and associated business processes:

Please contact your IC Coordinator. A list of IC Coordinators is available online: http://inside.era.nih.gov/techrep_list.cfm.

Troubleshooting support:

Please contact the eRA Help Desk:

Toll-free: 1-866-504-9552

Phone: 301-402-7469

TTY: 301-451-5939

Web: <http://ithelpdesk.nih.gov/eRA/> (Preferred method of contact)

Email: commons@od.nih.gov (for Commons Support)

Email: helpdesk@od.nih.gov (for IMPAC II Support)

Hours: Mon-Fri, 7:00 a.m. to 8:00 p.m. Eastern Time

DISCLAIMER STATEMENT

No data shown in illustrations represents any real account, project, or individual. Any resemblance to actual accounts, projects, or individuals is purely coincidental.

DOCUMENT HISTORY

Date	System Version	Document Version	Description of Change	Author
4/25/2012	3.3.3.1	1.0.0	Develop initial draft of document	eRA Documentation Team
6/8/2012	3.3.3.1	2.0.0	Updated for June 2012	eRA Documentation Team
10/15/2012	3.5.1.4	3.0.0	Updated for October 2012	eRA Documentation Team

TABLE OF CONTENTS

1	Purpose.....	1
2	Background and Paperwork Burden.....	2
3	RPPR Due Dates	3
4	Data Entry, PDF Attachments, and Style.....	4
4.1	Data or Text Box, and PDF Size Limits	4
4.2	PDF Attachments and File Names	4
4.3	Style	5
5	Navigation.....	6
5.1	Initiate the RPPR.....	7
5.2	Check RPPR for Errors.....	11
5.3	Edit the RPPR	12
5.4	Route the RPPR	17
5.5	Recall the RPPR.....	18
5.6	Submit the RPPR to Agency.....	19
5.7	View the RPPR	21
5.8	View Routing History	22
5.9	Viewing the Final RPPR in Commons	22
5.10	Progress Report Additional Materials (PRAM).....	24
5.10.1	Initiate PRAM.....	25
5.10.2	Submit PRAM.....	28
6	RPPR Component Instructions	31
6.1	Section A – Cover Page	31
6.2	Section B – Accomplishments	32
6.3	Section C – Products	36
6.4	Section D – Participants.....	40
6.5	Section E – Impact	46
6.6	Section F – Changes.....	47
6.7	Section G – Special Reporting Requirements.....	49
6.8	Section H – Budget [applicable to non-SNAP awards only]	59
7	Supplemental Instructions	60
7.1	Individual Career Development (K) Awards	60
7.2	Fellowship Awards	62

7.3	SBIR/STTR Awards	63
7.4	Training Awards – Reserved	64
7.5	Education Awards.....	64
7.6	Complex Awards – Reserved.....	66
7.6.1	Subcomponent (Project/Core) Instructions – Reserved.....	66
8	Assurances/Certifications.....	67
9	Government Use of Information Under the Privacy Act	69

LIST OF TABLES

Table 1: Applicable Supplemental Instructions 60

LIST OF FIGURES

Figure 1: RPPR Navigation Links from Cover Page 6

Figure 2: Status Screen and List of Applications/Grants Links..... 7

Figure 3: eSNAP Link on Status Result – List of Applications/Grants..... 7

Figure 4: Manage eSNAP List of Grant Applications 8

Figure 5: eSNAP/RPPR Options 8

Figure 6: RPPR Menu for Initiating the Report..... 10

Figure 7: RPPR Error Messages 11

Figure 8: Check for Errors Button on RPPR Menu 11

Figure 9: Status Screen and List of Applications/Grants Links..... 12

Figure 10: eSNAP Link on Status Result – List of Applications/Grants..... 13

Figure 11: Manage eSNAP List of Grant Applications 13

Figure 12: RPPR Menu Buttons 14

Figure 13: RPPR Cover Page and Component Navigation Links 15

Figure 14: Add/New Feature 16

Figure 15: Total Remaining Characters 16

Figure 16: RPPR Menu – Route Button 17

Figure 17: Route RPPR to Next Reviewer 17

Figure 18: PD/PI Assurance Statement..... 18

Figure 19: RPPR Successfully Routed 18

Figure 20: RPPR Menu – Recall Button..... 19

Figure 21: RPPR Successfully Recalled..... 19

Figure 22: Successful Submission Message 21

Figure 23: RPPR Menu – View Button 21

Figure 24: RPPR Menu – View Routing History Button 22

Figure 25: RPPR Routing History 22

Figure 26: Status Menu Option..... 23

Figure 27: Application ID hyperlink..... 23

Figure 28: Status Information Screen – e-Application Link..... 24

Figure 29: PRAM Link 25

Figure 30: Routing the PRAM..... 26

Figure 31: Route PRAM to Next Reviewer 26

Figure 32: PRAM PD/PI Assurance Statement 27

Figure 33: Successfully Routed PRAM..... 27

Figure 34: PRAM Link for SO 28

Figure 35: Submitting PRAM..... 29

Figure 36: SO Certification of PRAM 29

Figure 37: PRAM Submitted to Agency..... 30

Figure 38: RPPR Section A. Cover Page..... 32

Figure 39: RPPR Section B. Accomplishments – Question B1 33

Figure 40: RPPR Section B. Accomplishments – Questions B2 & B3 34

Figure 41: RPPR Section B. Accomplishments – Question B4 35
Figure 42: RPPR Section B. Accomplishments – Question B5 35
Figure 43: RPPR Section B. Accomplishments – Question B6 36
Figure 44: RPPR Section C. Products – Question C1 38
Figure 45: RPPR Section C. Products – Questions C2 & C3 39
Figure 46: RPPR Section C. Products – Questions C4 & C5 40
Figure 47: RPPR Section D. Participants – Question D1 43
Figure 48: RPPR Section D. Participants – Questions D2a & D2b 44
Figure 49: RPPR Section D. Participants – Questions D2c – D2e 46
Figure 50: RPPR Section E. Impact – Questions E1 through E4 47
Figure 51: RPPR Section F. Changes – Questions F1 & F2 48
Figure 52: RPPR Section F. Changes – Question F3 49
Figure 53: RPPR Section G. Special Reporting Requirements – Questions G1 through G3 50
Figure 54: RPPR Section G. Special Reporting Requirements – Question G4 55
Figure 55: RPPR Section G. Special Reporting Requirements – Questions G5 through G7 56
Figure 56: RPPR Section G. Special Reporting Requirements – Question G8 57
Figure 57: RPPR Section G. Special Reporting Requirements – Question G9 58
Figure 58: RPPR Section G. Special Reporting Requirements – Questions G10 through G12 ... 59

1 Purpose

The purpose of this document is to provide those preparing the Research Performance Progress Report (RPPR) with an explanation of the RPPR module in the eRA Commons and the information required in the report. This document also provides the steps for accessing and completing the report in eRA Commons, navigation, validations, routing and submission to the NIH.

Progress reports to NIH must be submitted electronically through the NIH RPPR module in the eRA Commons, unless the award has not yet transitioned to use of the eSNAP or RPPR. See <http://grants.nih.gov/grants/RPPR/> to determine whether the award requires an RPPR, eSNAP, PHS 2590 Non-competing Continuation Progress Report, or PHS 416-9 NRSA Individual Fellowship Progress Report for Continuation Support.

For progress reports for multi-year funded awards (project period and budget period are the same and are longer than one year), follow the instructions at: <http://grants.nih.gov/grants/policy/myf.htm>.

Note that the RPPR will appear in the eSNAP Commons module until all SNAP awards have transitioned to use of the RPPR. At that time the eSNAP module will be renamed RPPR.

2 Background and Paperwork Burden

The NIH Research Performance Progress Report (RPPR) implements the uniform reporting format for interim research progress reporting developed under the auspices of the National Science and Technology Council, through the Committee on Science and the Research Business Models Subcommittee, and established by the Office of Management and Budget for use by agencies that support research and research-related activities.

The RPPR replaces the Public Health Service (PHS) Non-competing Continuation Progress Report (PHS 2590) and the Ruth L. Kirschstein National Research Service Award Individual Fellowship Progress Report for Continuation Support (PHS 416-9). Other PHS agencies that utilize the NIH RPPR are the Food and Drug Administration, Centers for Disease Control and Prevention, and Agency for Healthcare Research and Quality. These agencies may have requirements that differ from those for NIH grantees; refer to the Notice of Award (NoA) or contact the Grants Management Specialist named in the NoA.

NIH is transitioning use of the PHS 2590, eSNAP, and the PHS 426-9 to the RPPR. To determine whether an award has transitioned, see <http://grants.nih.gov/grants/RPPR/>.

Progress reports are required to continue support of a PHS grant for each budget year within a competitive segment. The NIH RPPR is not used for submitting a Final Progress Report; instructions for submitting a Final Progress Report are at <http://grants.nih.gov/grants/funding/finalprogressreport.pdf>.

PHS estimates that it will take approximately 15 hours to complete this progress report. An agency may not conduct or sponsor, and a person is not required to respond to, a collection of information unless it displays a currently valid OMB control number. If you have comments regarding the burden estimate or other aspect of the collection of information, including suggestions for reducing the burden, send comments to: NIH, Project Clearance Office, 6705 Rockledge Drive MSC 7974, Bethesda, MD 20892-7974, ATTN: PRA (0925-0002). Do not send progress reports to this address.

3 RPPR Due Dates

Grantees can determine which progress reports are due through the website located at: http://era.nih.gov/commons/quick_queries/index.cfm#progress, and should periodically check the site, which is updated on/around the 30th of each month. Progress report due dates are also available in the eRA Commons Status system. In addition, automatic e-mail notifications are sent to the PD/PI prior to due date. If an award is issued under the SNAP (Streamlined Noncompeting Award Process) provisions, the progress report is due the 15th of the month preceding the month in which the budget period ends (e.g., if the budget period ends 11/30, the due date is 10/15). If the 15th falls on a weekend or Federal holiday, the due date is automatically extended to the next business day. If an award is not issued under the SNAP provisions, the progress report is due the first of the month preceding the month in which the budget period ends (e.g., if the budget period ends 11/30, the due date is 10/1). For Fellowships the progress report is due two months before the beginning date of the next budget period. Occasionally the Notice of Award (NoA) will indicate a different due date which will supersede these dates. Grantees should consult the NoA to determine when SNAP procedures apply.

4 Data Entry, PDF Attachments, and Style

RPPR data is either entered directly into data or text boxes or uploaded as text attachment PDF files. **Data fields and text entry boxes only support ASCII characters:** Greek letters, mathematical equations, images, and so-called “rich” text (including bold, italic, underline, superscript, subscript, strikethrough, etc.) are not permitted. Although you may enter non-ASCII characters in RPPR text fields, upon submission of the RPPR a PDF of the report is generated and the non-ASCII characters will not appear correctly. PDF attachments may include non-ASCII characters, “rich” text, and/or images. Grantees should review the final RPPR prior to submission.

4.1 Data or Text Box, and PDF Size Limits

Most text entry boxes have an 8,000 character limit (3 pages); this limit is standardized across federal agencies implementing the RPPR and entry of more than 8,000 characters is prevented by the system. In an effort to reduce grantee burden and encourage concise responses NIH prefers that grantees limit text responses to no more than one page, or approximately 2800 characters. Text boxes with a limit of less than 8,000 characters are agency specific items.

Warning: Text exceeding 8,000 characters is cut to 8,000 when using the *cut and paste* feature.

PDF file uploads (attachments) do not have page limits, but may not be more than 6 megabytes (6MB). PDF attachments are utilized when there may be a need for a grantee to provide considerable detail (e.g., change in human subject protocols that requires a new or revised Protection of Human Subjects section as described in Part II of the competing application instructions). Even when developing PDF responses, grantees are encouraged to be concise and avoid unnecessary detail.

4.2 PDF Attachments and File Names

Grantees should generate text attachments using any word processing software and then convert those files to PDF before attaching the files to the appropriate component in the progress report. The PDF format is used to preserve document formatting. All PDF attachments must be submitted as individual files. Although some software packages allow bundling of multiple PDFs into a single file, eRA systems cannot support “Bundling” or “Portfolio” features at this time. Use of these features may result in delays in agency acceptance of the progress report. Paginated PDF files are also discouraged since they can interfere with system pagination of the entire RPPR document upon submission to the agency.

Save all files with descriptive file names of 50 characters or less and be sure to only use standard characters in file names: A through Z, a through z, 0 through 9, and underscore (_). Do not use any special characters (example: &, -, *, %, /, and #) or spacing in the file name, and for word separation use an underscore (e.g., My_Attached_File.pdf).

4.3 Style

Use English and avoid jargon. Abbreviations and language that may not be known to the broader scientific community should be avoided unless clearly defined. Internet Web site addresses (URLs) should not be used unless provided under C.2.

5 Navigation

The RPPR is completed using the eRA Commons system. The report in Commons consists of separate screens for each reporting component as listed below:

- A. Cover Page
- B. Accomplishments
- C. Products
- D. Participants
- E. Impact
- F. Changes
- G. Special Reporting Requirements
- H. Budget

Users may work on the screens in any order, however, it is important to click the **Save** button in the navigation bar before leaving a screen in order to retain data entered on that screen. Upon submission to NIH, the system will generate a PDF of the progress report, which may be viewed from the *RPPR Menu* screen using the **View** button.

Once submitted, the final RPPR, in PDF format, is accessible in Commons via the *Status Information* screen. Refer to the section titled [View the Final RPPR in Commons](#) for detailed steps.

Note that a link to a site outside the RPPR (e.g., U.S. Select Agency Registry in F.3.d, ClinicalTrials.gov in G.4.c, or the NIH human embryonic stem cell Registry in G.6) opens a site in a new browser window. You must close that window to return to the RPPR. Do not close the browser or use the browser's back button.




Figure 1: RPPR Navigation Links from Cover Page

5.1 Initiate the RPPR

Only the PD/PI or the PD/PI delegate may initiate an RPPR. When there are multiple PIs (MPI), only the Contact PI or the PD/PI delegate of the Contact PI may initiate the report. To initiate, the user can choose from one of two ways to access the RPPR functionality:

1. Access RPPR from **Status**:
 - a. Select the **Status** tab from the Commons menu options.
 - b. Select the **List of Applications/Grants** link from the *Status* screen or from the menu options.

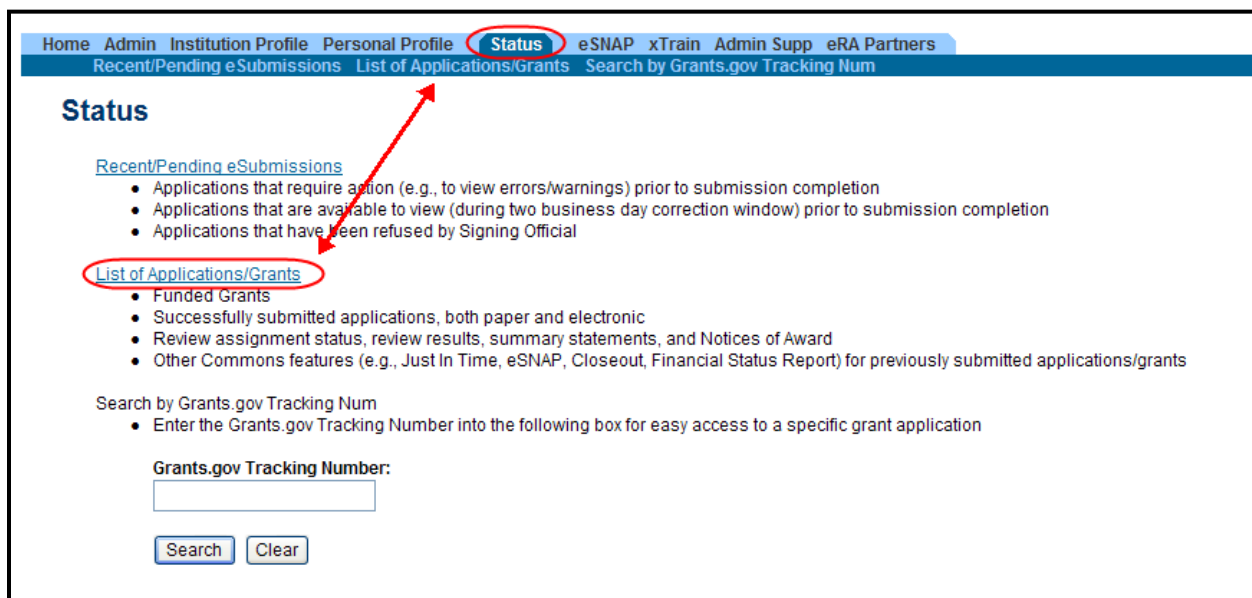


Figure 2: Status Screen and List of Applications/Grants Links

- c. From the *Status Result – List of Applications/Grants* screen, locate the application and select the **eSNAP** link from the **Action** column for the specific application.

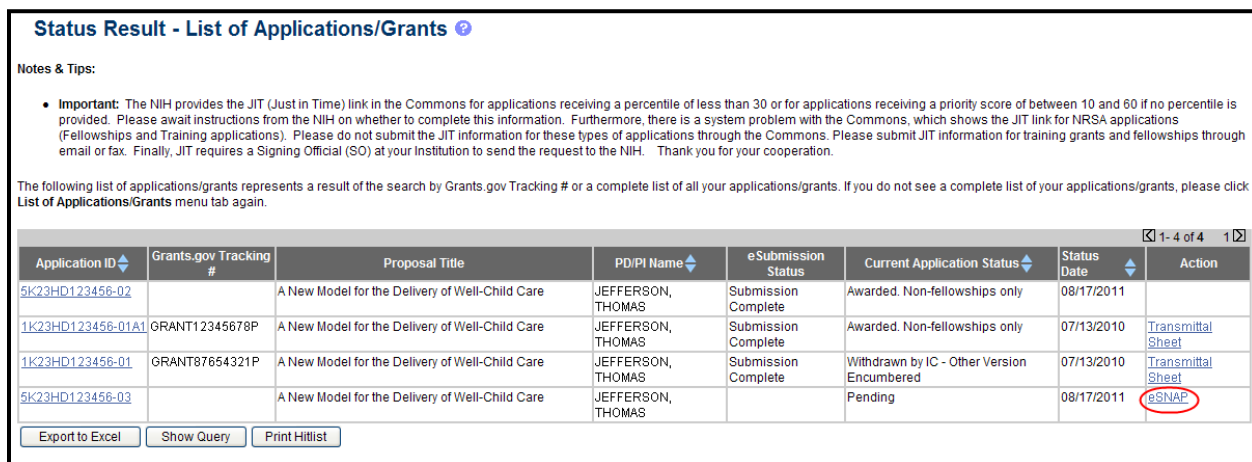


Figure 3: eSNAP Link on Status Result – List of Applications/Grants

NOTE: If the award is a Fellowship, it is eligible for RPPR only, and the **RPPR** link displays.

–OR–

1. Access RPPR from **eSNAP** tab:
 - a. Select the **eSNAP** tab from the Commons menu options.

The *Manage eSNAP* screen displays. *Manage eSNAP* is used to view the progress reports to which the user has access and allows the user to select a progress report in order to perform various actions. PD/PIs or users delegated PD/PI updating authority uses the *Manage eSNAP* screen to view their own progress reports. SOs and AOs use the screen to search for grants from their institutions and/or for grants routed to them for review.

- b. Select the specific grant by clicking the hyperlink in the **Grant Number** column on the *Manage eSNAP* screen.

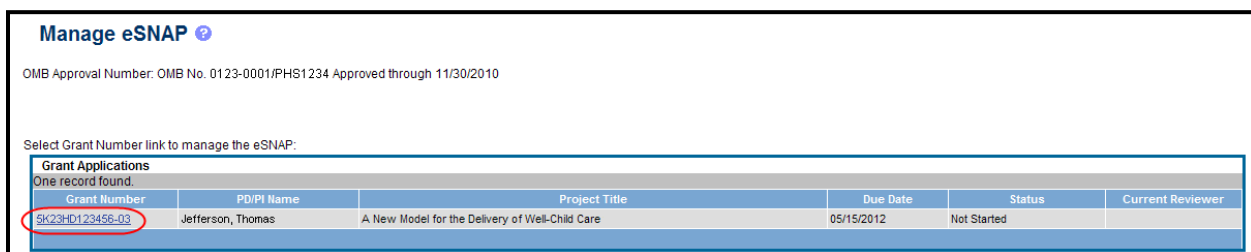


Figure 4: Manage eSNAP List of Grant Applications

During the transition phase the following message displays:

Either an RPPR or an eSNAP may be selected, but not both. Please contact your AO or SO before selecting the RPPR format.

NOTE: If the award is a Fellowship, it is eligible for RPPR only and this message does not display.

If an RPPR exists already, Commons displays the report for editing.

2. Select the **RPPR** button.

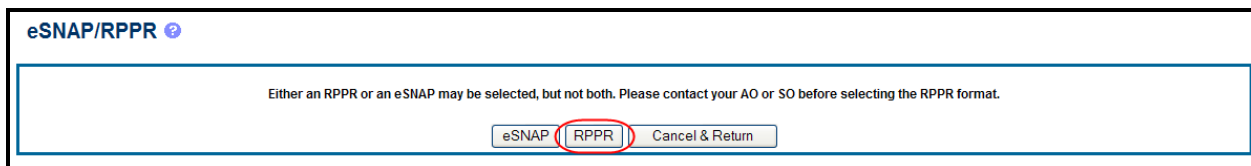


Figure 5: eSNAP/RPPR Options

The *RPPR Menu* screen displays. The options for the uninitiated report are **Initiate** and **Cancel**. Once an RPPR is in progress, the buttons for other options are enabled. These options are discussed later, following the steps for initiation.

The *RPPR Menu* screen includes the following fields:

Grant Number

This is the complete number of the grant

Grantee Institution

This field contains the name of the applicant's institution

PD/PI Name

The PD/PI of the grant award for which the progress report is being prepared. In the case of MPIs, a list of PD/PI names displays with the contact PD/PI indicated by the word *Contact*.

Project Title

The project title of the grant

Due Date

The electronic due date. The due date for awards issued under the SNAP (Streamlined Noncompeting Award Process) provisions is the 15th of the month preceding the month in which the budget period ends (e.g., if the budget period ends 11/30, the due date is 10/15). If the award is not issued under SNAP provisions, the progress report is due the first of the month preceding the month in which the budget period ends (e.g., if the budget period ends 11/30, the due date is 10/1). If the due date falls on a weekend or federal holiday, the due date is automatically extended to the next business day. Progress reports for Fellowships are due two months before the beginning date of the next budget period. Occasionally the Notice of Award (NoA) will indicate a different due date which will supersede these dates. Grantees should consult the NoA to determine when SNAP procedures apply.

Current Reviewer

The name of the current reviewer or organization (e.g., PD/PI name, NIH). This value is blank before the RPPR is initiated.

Status

The current state of the progress report. Possible values are as follows: *Not Started*, *PD/PI Work in Progress*, *Reviewer Work in Progress*, and *Submitted to Agency*.

Buttons

The displayed and enabled buttons vary depending on the status of the RPPR and/or the limitations of the current user's role. The possible available actions include the following:

- **Initiate:** Begins the RPPR process. Available for grants with a status of *Not Started*. Access is granted to PD/PIs and PD/PI delegates. An RPPR can be initiated even if required information in the *Personal Profile* and *Institution Profile* sections is missing. If any of this information is incorrect or missing, a prompt will appear to correct/complete the information after initiating the report. Processing may continue on the RPPR without making the corrections; however, the RPPR will not pass validations for submission to the agency until the errors are corrected.
- **Edit:** Opens the RPPR for edits. Available for progress reports with a status of *Work in Progress (WIP)*. Access is granted to PD/PIs or PD/PI delegates when the PD/PI is the

current reviewer, AOs when the AO is the current reviewer, and SOs when the SO is the current reviewer. The **Edit** button allows the user to view and edit RPPR information.

- **View:** Opens the RPPR report in PDF format, as it will be seen by the agency. Available for progress reports with a status of *Work in Progress (WIP)* or *Submitted to Agency*. Access is granted to PD/PIs, PD/PI delegates, and reviewers. Until the RPPR is submitted to agency, the PDF report shows a status of *Draft* and a blank submission date.
- **Check for Errors:** Checks the RPPR for any errors or warnings. Available for progress reports with a status of *WIP*. Access is granted to any user with access to the grant. The RPPR can be validated at any time while in the status of *WIP* and can be validated multiple times.
- **View Routing History:** Opens a page that displays a routing history table. Available for progress reports with a status of *Work in Progress (WIP)* or *Submitted to Agency*. Access is granted to PD/PIs, PD/PI delegates, and reviewers.
- **Route:** Routes the RPPR to the next reviewer for further review or corrections. Available for progress reports with a status of *Work in Progress (WIP)*. Access is granted to the current reviewer. A PD/PI delegate cannot route an RPPR to the next reviewer.
- **Recall:** Recalls RPPRs that have been forwarded to another reviewer and resets the user as the current reviewer. Available for reports with a status of *Work in Progress (WIP)*. Access is granted to the last reviewer (who recalls the report from the current reviewer). Signing Officials and PD/PIs can recall an RPPR even if they are not the last reviewer whenever it has a status of *Reviewer Work in Progress*. This is useful in situations when a RPPR has been routed to the wrong person or to someone who is unavailable.
- **Submit:** Submits the RPPR to the Agency. Available for reports with a status of *Work in Progress (WIP)*. Access is granted to the SO when the SO is the current reviewer and to the PD/PI when the PD/PI has been delegated eSNAP award submit authority.
- **Cancel:** Closes the *RPPR Menu* screen and returns the user to the previous screen.

3. Select the **Initiate** button to begin the RPPR.

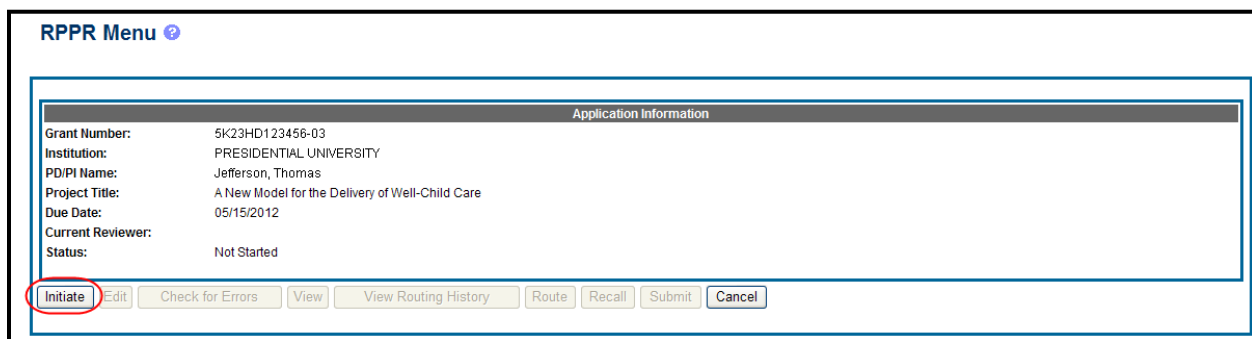


Figure 6: RPPR Menu for Initiating the Report

Once initiated, Commons creates the report in a *PD/PI Work in Progress* status and sets the current reviewer. A message displays as follows:

The RPPR has been successfully initiated.

NOTE: If at any time initiation fails due to business rules validations, error or warning messages display on the screen.

5.2 Check RPPR for Errors

At any time before an RPPR is submitted to agency, an error check can be performed to verify that the report passes the business rules and system validations in place. Any user who has access to the RPPR may perform the error check.

If errors or a warning exist, the appropriate error or warning message displays for each failed occurrence.

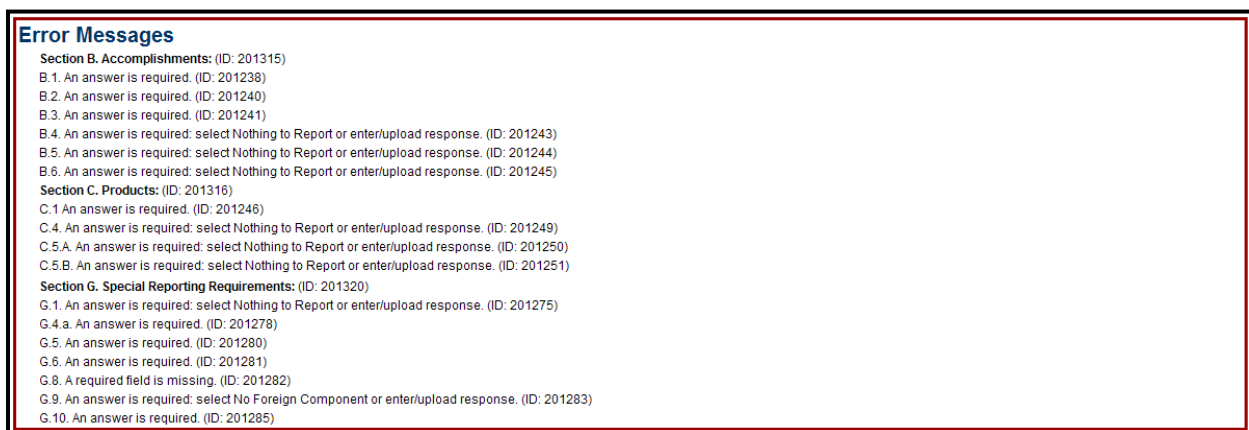


Figure 7: RPPR Error Messages

If all validations pass, a message displays indicating: *No errors found on validation.*

To perform an error check on the RPPR, select the **Error Check** button from the *RPPR Menu* screen.

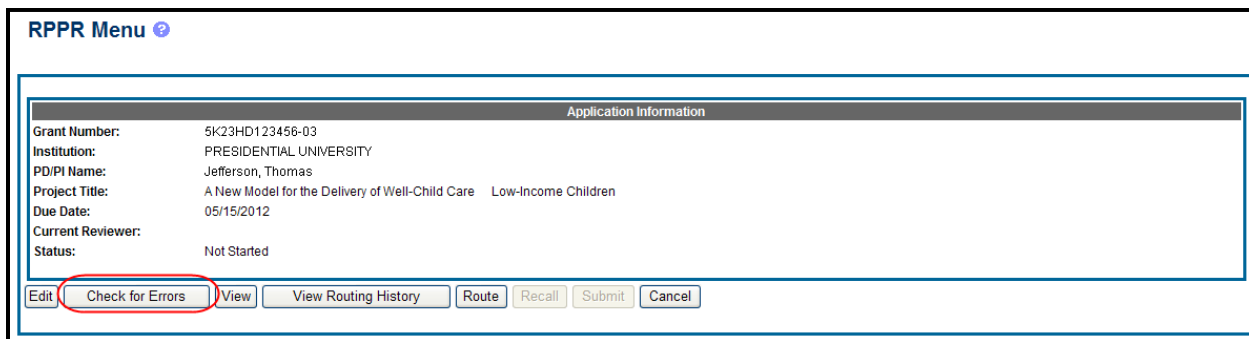


Figure 8: Check for Errors Button on RPPR Menu

All errors must be corrected prior to submission; the system will prevent submission of an RPPR containing errors. The only warning in the RPPR occurs when a publication is associated with the progress report in C.1. Publications that is not in compliance with the Public Access

Policy (see 6.3 Section C). The Public Access compliance warning appears for the grantee’s information; the system will not prevent submission of an RPPR with this warning.

5.3 Edit the RPPR

Once an RPPR is initiated, its status becomes *PD/PI Work in Progress* and it becomes available for editing. The PD/PI or delegate uses the **Edit** option for viewing and completing the report. Additionally, this option is available to the SO or AO when that user is the current reviewer of the report.

NOTE: For applications with multiple PD/PIs (MPI applications), only the Contact PD/PI has access to the **Edit** feature unless the Contact PD/PI has granted progress report authority to other PD/PIs. Without this authority, MPIs can only view the RPPR PDF and its routing history.

There are two means of accessing the progress report for editing. These are similar methods used for initiating the report and are as follows:

1. Access RPPR from **Status**:
 - a. Select the **Status** tab from the Commons menu options.
 - b. Select the **List of Applications/Grants** link from the *Status* screen.

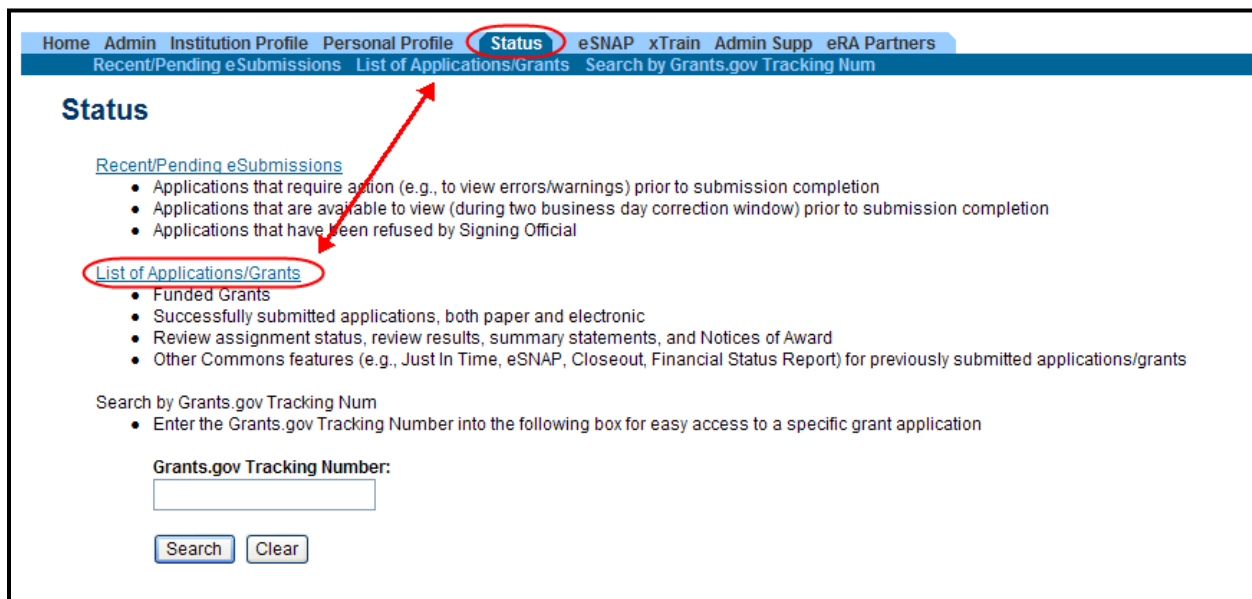


Figure 9: Status Screen and List of Applications/Grants Links

- c. From the *Status Result – List of Applications/Grants* screen, locate the application and select the **RPPR** link from the **Action** column for the specific application.

Status Result - List of Applications/Grants

Notes & Tips:

- Important:** The NIH provides the JIT (Just in Time) link in the Commons for applications receiving a percentile of less than 30 or for applications receiving a priority score of between 10 and 60 if no percentile is provided. Please await instructions from the NIH on whether to complete this information. Furthermore, there is a system problem with the Commons, which shows the JIT link for NRSA applications (Fellowships and Training applications). Please do not submit the JIT information for these types of applications through the Commons. Please submit JIT information for training grants and fellowships through email or fax. Finally, JIT requires a Signing Official (SO) at your Institution to send the request to the NIH. Thank you for your cooperation.

The following list of applications/grants represents a result of the search by Grants.gov Tracking # or a complete list of all your applications/grants. If you do not see a complete list of your applications/grants, please click List of Applications/Grants menu tab again.

Application ID	Grants.gov Tracking #	Proposal Title	PD/PI Name	eSubmission Status	Current Application Status	Status Date	Action
5K23HD123456-02		A New Model for the Delivery of Well-Child Care	JEFFERSON, THOMAS	Submission Complete	Awarded. Non-fellowships only	08/17/2011	
1K23HD123456-01A1	GRANT12345678P	A New Model for the Delivery of Well-Child Care	JEFFERSON, THOMAS	Submission Complete	Awarded. Non-fellowships only	07/13/2010	Transmittal Sheet
1K23HD123456-01	GRANT87654321P	A New Model for the Delivery of Well-Child Care	JEFFERSON, THOMAS	Submission Complete	Withdrawn by IC - Other Version Encumbered	07/13/2010	Transmittal Sheet
5K23HD123456-03		A New Model for the Delivery of Well-Child Care	JEFFERSON, THOMAS		Pending	08/17/2011	eSNAP

Export to Excel Show Query Print Hitlist

Figure 10: eSNAP Link on Status Result – List of Applications/Grants

–OR–

1. Access RPPR from **eSNAP** tab:
 - a. Select the **eSNAP** tab from the Commons menu options.
 - b. Select the specific grant by clicking the hyperlink in the **Grant Number** column on the *Manage eSNAP* screen. SOs/AOs must perform a query first.

Manage eSNAP

OMB Approval Number: OMB No. 0123-0001/PHS1234 Approved through 11/30/2010

Select Grant Number link to manage the eSNAP:

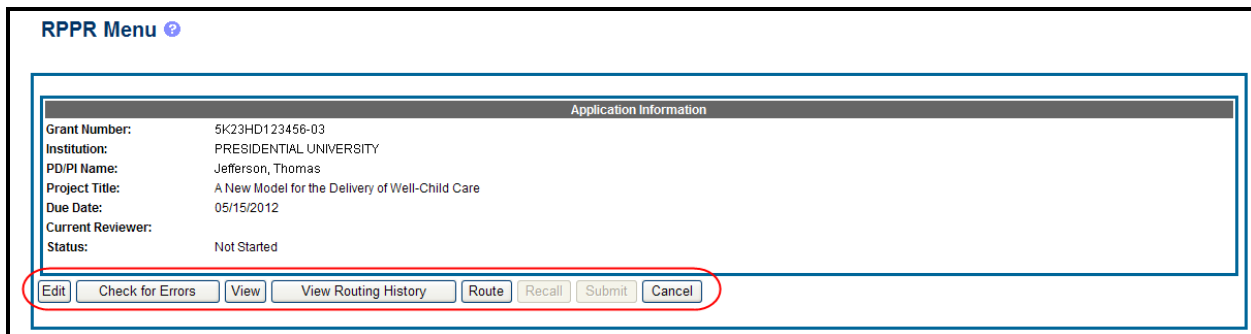
Grant Number	PD/PI Name	Project Title	Due Date	Status	Current Reviewer
5K23HD123456-03	Jefferson, Thomas	A New Model for the Delivery of Well-Child Care	05/15/2012	Not Started	

Figure 11: Manage eSNAP List of Grant Applications

The *RPPR Menu* screen displays with buttons for the following available options:

- Edit**
- Check for Errors**
- View**
- View Routing History**
- Route**
- Cancel**

NOTE: Once an RPPR has been routed for review, the **Recall** and **Submit** buttons are enabled. These functions are covered in subsequent chapters.



The screenshot shows a web interface titled "RPPR Menu" with a sub-section "Application Information". The information displayed is as follows:

Application Information	
Grant Number:	5K23HD123456-03
Institution:	PRESIDENTIAL UNIVERSITY
PD/PI Name:	Jefferson, Thomas
Project Title:	A New Model for the Delivery of Well-Child Care
Due Date:	05/15/2012
Current Reviewer:	
Status:	Not Started

Below the information table is a row of buttons: Edit, Check for Errors, View, View Routing History, Route, Recall, Submit, and Cancel. The "Edit" button is highlighted with a red circle.

Figure 12: RPPR Menu Buttons

2. Select the **Edit** button to open the RPPR for editing.

The RPPR section A. *Cover Page* displays with information about the grant, PD/PI, signing and administrative officials, organization, and project/reporting/budget periods. For more information on the *Cover Page*, refer to the section of this document titled [Section A – Cover Page](#) located in the *RPPR Component Instructions*.

3. Update the information as necessary and select the **Save** button.

The *Cover Page* includes tabs at the top and links bottom of the page for navigating to the other reporting components (e.g., **Participants**, **Accomplishments**), which may be completed in any order. Before navigating to and from any of these component pages, it is always necessary to select the **Save** button to save all changes on the current page. Navigating away from any page on the RPPR without selecting **Save** results in the loss of any information entered prior to the last save.

The screenshot shows the NIH RPPR Cover Page form. At the top, there is a header for the U.S. Department of Health & Human Services and the eRA Commons logo. Below the header is a navigation bar with links: Home, Admin, Institution Profile, Personal Profile, Status, eSNAP, xTrain, Admin Supp, eRA Partners, Grant List, Manage eSNAP, Cover Page (highlighted), Accomplishments, Products, Participants, Impact, Changes, Special Reporting Req, Budget. The main form area is titled 'A. Cover Page' and contains the following sections:

- Grant Information:** Grant Number: 5K23HD123456-03; Project Title: A New Model for the Delivery of Well-Child Care.
- Program Director/Principal Investigator (PD/PI) Information:** Name: JEFFERSON, THOMAS; E-mail: Jefferson@email.com; Phone: (703) 555-1776. Includes a question: 'Is there a change of contact PD/PI on a multiple-PI award?' with radio buttons for N/A, Yes, and No.
- A.2 Signing Official Information:** Name: WASHINGTON, GEORGE; E-mail: Washington@email.com; Phone: (202) 555-1111.
- A.3 Administrative Official Information:** Name: WASHINGTON, GEORGE; E-mail: Washington@email.com; Phone: (202) 555-1111.
- A.4 Recipient Organization Information:** Organization Name: PRESIDENTIAL UNIVERSITY; Address: PRESIDENTIAL UNIVERSITY, Office of Research Administration, 7777 University Drive, Our Town, MD 98765; DUNS: 012345678; EIN: 1234567890A1; Recipient ID: [input field].
- Project/Grant Period:** Start Date: 07/01/2010; End Date: 06/30/2015.
- Reporting Period:** Start Date: 07/01/2012; End Date: 06/30/2013.
- Requested Budget Period:** Start Date: 07/01/2013; End Date: 06/30/2014; Report Frequency: Annual; Other Frequency: [input field].

At the bottom of the form, there are 'Save' and 'Cancel' buttons, and a navigation bar with links: Cover Page (highlighted), Accomplishments, Products, Participants, Impact, Changes, Special Reporting Req, Budget.

Figure 13: RPPR Cover Page and Component Navigation Links

- Components can be completed in any order. To navigate and populate the other components of the RPPR, select the appropriate link from the top or bottom of the page.

The same navigational links appear on each component page of the RPPR. For information on the specific fields in each component refer to Chapter 6 [RPPR Component Instructions](#).

- Complete the appropriate fields of the report components.

Details for completing each component page are discussed later in this document. Many of the fields on these pages, however, behave in a similar manner and are discussed below.

Add/New

To use the Add/New feature, enter or select data into the appropriate fields. Select the Add/New button to add the data to a table.

or provide the following for each foreign country: Dollar Amount Country

Amount of Award Spent in Foreign Countries		
Dollar Amount	Country	Action
5000	AUSTRALIA	Edit Delete

Figure 14: Add/New Feature

Items can be edited or deleted from the table using the **Action** links.

Text Box

All text boxes on the RPPR have character limits. The number of characters available is reflected beneath each text box as characters are entered.

List the major goals below (NIH recommended length is up to 1 page.)

Figure 15: Total Remaining Characters

Changing Saved Responses

While in WIP status, answers may be changed. A warning message displays as follows:

The entered/uploaded response will be deleted. Do you wish to continue?

The user editing the information can choose to **Continue** or **Cancel** the action. Choosing **Continue** deletes the previous response, removes any attachments, and disables the relevant fields associated with the question. Choosing **Cancel** cancels the change.

6. Select the **Save** button before navigating to the next component page.
7. To return to the *RPPR Menu*, select the **Cancel** button.

When an RPPR is ready for review and submission, it is routed to the next reviewer. Refer to the section of this document titled [Route the RPPR](#) for steps on routing to the next reviewer.

5.4 Route the RPPR

Progress reports in *Work in Progress (WIP)* status can be routed to others for review or corrections by the current reviewer of the report. The routing feature is found on the *RPPR Menu* screen.

NOTE: A PD/PI delegate cannot route an RPPR to the next reviewer.

To route an RPPR to the next reviewer:

1. Select the **Route** button from the *RPPR Menu* screen.

The screenshot shows the 'RPPR Menu' interface. At the top, it says 'RPPR Menu' with a help icon. Below is a section titled 'Application Information' containing the following details:

Grant Number:	5K23HD123456-03
Institution:	PRESIDENTIAL UNIVERSITY
PD/PI Name:	Jefferson, Thomas
Project Title:	A New Model for the Delivery of Well-Child Care
Due Date:	05/15/2012
Current Reviewer:	Jefferson, Thomas
Status:	PD/PI Work in Progress

At the bottom of the application information section, there is a row of buttons: 'Edit', 'Check for Errors', 'View', 'View Routing History', 'Route', 'Recall', 'Submit', and 'Cancel'. The 'Route' button is circled in red.

Figure 16: RPPR Menu – Route Button

The *Route RPPR to Next Reviewer* screen displays. From this screen, the next reviewer can be chosen from a list of reviewers, and comments can be added.

2. Select a reviewer from the **Next Reviewer** drop-down list.
3. *Optional:* Enter comments in the **Comments** text box to provide information to the next reviewer.
4. Select the **Submit** button.

The screenshot shows the 'Route RPPR to Next Reviewer' interface. It displays the following information:

Name: JEFFERSON, THOMAS Grant Number: K23HD123456-03
 Grantee Institution: PRESIDENTIAL UNIVERSITY

Next Reviewer: WASHINGTON, GEORGE [SO] (selected in a drop-down menu, circled in red)

Comments: Enter useful comments in this text field! (text box with a red arrow pointing to it)

At the bottom, there are 'Submit' and 'Cancel' buttons. The 'Submit' button is circled in red.

Figure 17: Route RPPR to Next Reviewer

5. *When routed by the PD/PI only:* The PD/PI Assurance statement displays. Select the **I Agree** button to continue.

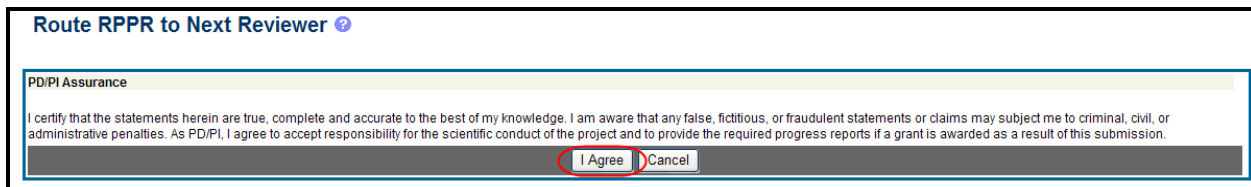


Figure 18: PD/PI Assurance Statement

The *RPPR Menu* displays once again. If the routing is successful, the message on the screen reads as follows:

The RPPR was successfully routed to [Selected Reviewer User ID], [Selected Reviewer Name].

The person who routed the RPPR can no longer edit the report (**Edit** button becomes disabled). The editing feature is now available only to the new reviewer. The RPPR status is updated to *Reviewer Work in Progress*.

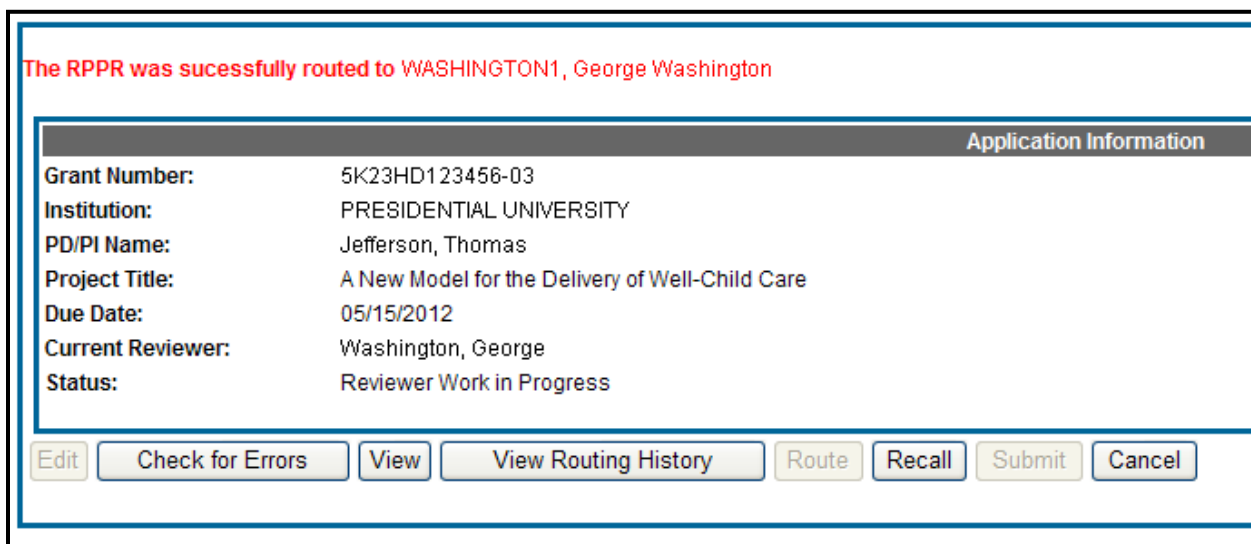


Figure 19: RPPR Successfully Routed

5.5 Recall the RPPR

RPPRs that have been routed to a reviewer can be recalled by the person who performed the routing action. This is useful in situations when the report was routed to the wrong person or the reviewer is unavailable. The last reviewer of the report is able to recall it; however, Signing Officials at the Institution and the Contact PD/PI who are not the last reviewer can also recall the report when it is in a status of *Reviewer Work in Progress*.

NOTE: A PD/PI delegate does not have the ability to recall the RPPR.

To recall an RPPR, select the **Recall** button from the *RPPR Menu* screen.

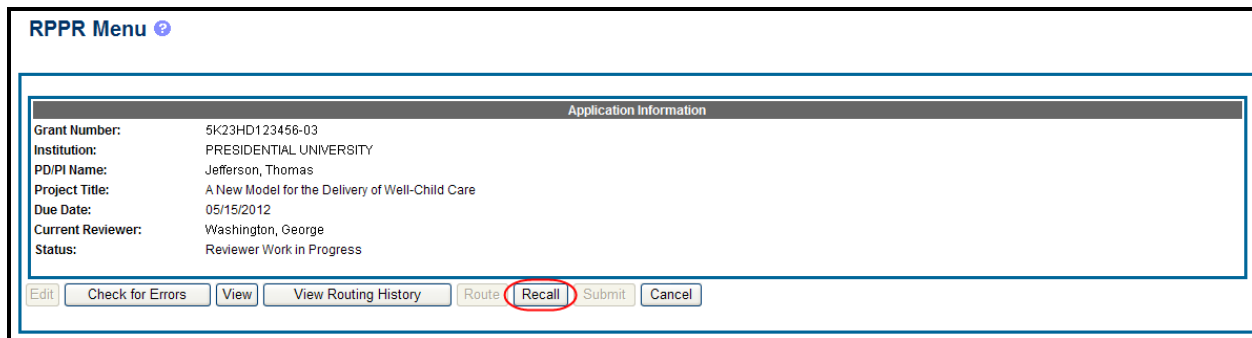


Figure 20: RPPR Menu – Recall Button

A message displays on the screen indicating: *The RPPR has been successfully recalled. You have been set as the Current RPPR Reviewer.*

The status of the RPPR is updated to *PD/PI Work in Progress* or *Reviewer Work in Progress*, the reviewer from whom the RPPR is recalled receives an email informing him of the action, and the RPPR routing audit history is updated to reflect the action.

Additionally, the **Edit** and **Route** buttons are enabled, providing the new reviewer with the ability to continue editing the RPPR or to route it to another reviewer.

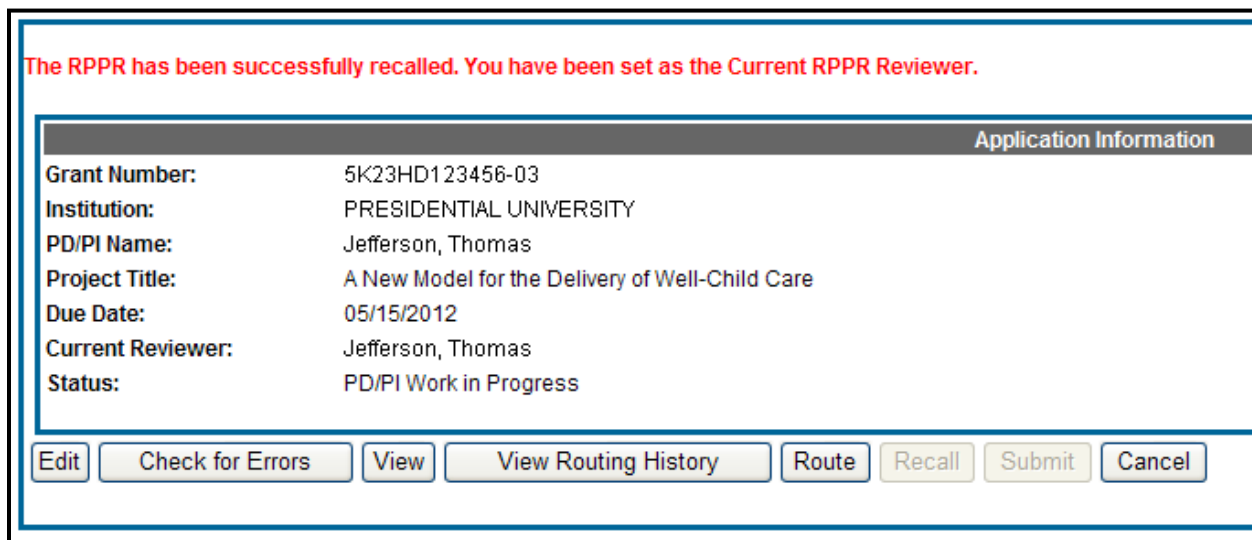


Figure 21: RPPR Successfully Recalled

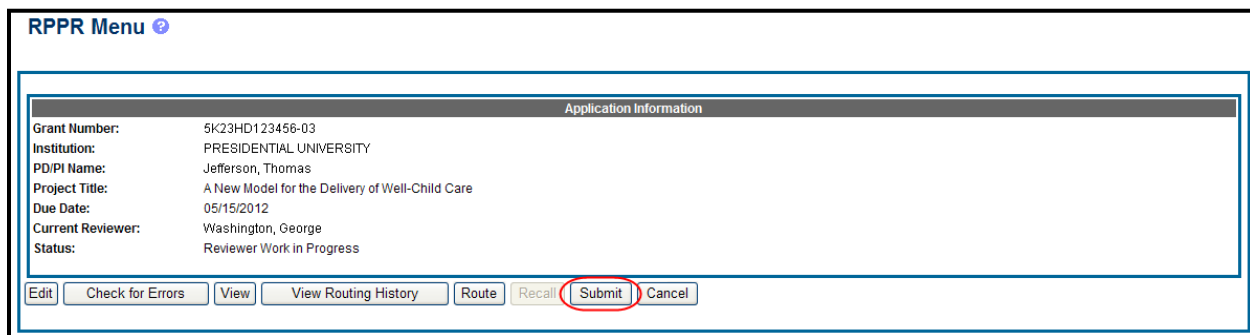
5.6 Submit the RPPR to Agency

Grantees are **strongly** encouraged to view the RPPR prior to submission to the NIH to ensure that the correct information and attachments are provided (see 5.7 [View the RPPR](#)).

Completed and validated RPPRs in a status of *Work in Progress* can be submitted to the Agency for acceptance. This act is performed by the Signing Official (SO) when the SO is the current reviewer of the report. PD/PIs may also submit the report if they have been delegated submit authority by the SO for SNAP awards.

To submit the RPPR to agency:

1. Select the **Submit** button from the *RPPR Menu* screen.



The screenshot shows the 'RPPR Menu' interface. At the top, there is a header 'RPPR Menu' with a help icon. Below this is a section titled 'Application Information' containing the following details:

Grant Number:	5K23HD123456-03
Institution:	PRESIDENTIAL UNIVERSITY
PD/PI Name:	Jefferson, Thomas
Project Title:	A New Model for the Delivery of Well-Child Care
Due Date:	05/15/2012
Current Reviewer:	Washington, George
Status:	Reviewer Work in Progress

At the bottom of the application information section, there is a row of buttons: 'Edit', 'Check for Errors', 'View', 'View Routing History', 'Route', 'Recall', 'Submit', and 'Cancel'. The 'Submit' button is highlighted with a red circle.

The *Submit RPPR* screen displays a certification statement as follows:

In submitting this RPPR, the SO (or PD/PI with delegated authority), certifies that the grantee organization is in compliance with the terms and conditions specified in the Notice of Award and Grants Policy Statement, and verifies the accuracy and validity of all administrative, fiscal, and scientific information in the progress report. The SO (or PD/PI with delegated authority) further certifies that the grantee organization will be accountable for the appropriate use of any funds awarded and for the performance of the grant-supported project or activities resulting from the progress report. Deliberate withholding, falsification, or misrepresentation of information could result in administrative actions such as withdrawal of a progress report, suspension and/or termination of an award, debarment of individuals, as well as possible criminal penalties. The grantee institution may be liable for the reimbursement of funds associated with any inappropriate or fraudulent conduct of the project activity.

2. Select the **I Agree** button to sign off on the certification.

The RPPR is validated for systemic and business rules. If there are any validation failures, they are indicated by error messages on the *RPPR Menu* screen. Errors must be corrected in order to submit the RPPR.

If warnings exist, they are displayed on the *RPPR Menu* screen. Although the RPPR can be submitted with warnings present, the warning messages should be reviewed to determine if an issue should be addressed.

3. *If Warnings Exist:* To address issues associated with warnings, select the **Cancel** button, correct the issue, and resubmit the RPPR again. To continue with submission despite the warnings, select the **OK** button.

If all validations pass, the *RPPR Menu* screen displays the following message: *The RPPR has been successfully submitted to PHS.*

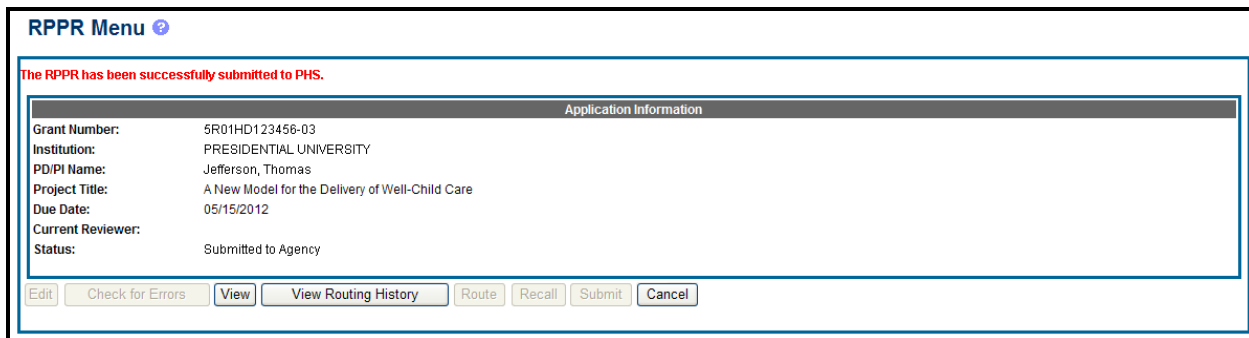


Figure 22: Successful Submission Message

The current reviewer is updated to NIH, the RPPR status is updated to *Submitted to Agency*, and the RPPR Submission date is recorded. The routing history is updated to reflect the submission to Agency.

Any citations associated with the RPPR in C.1. Publications are officially associated with the award in MyNCBI.

If Inclusion Enrollment data was reported in the RPPR, this information is updated into the eRA Population Tracking system for NIH staff review and acceptance. The data then becomes the data of record for the particular grant year.

When an RPPR is submitted to Agency, email notification is sent to the PD/PI (Contact PI) on the grant and the SO and AO assigned to the RPPR.

5.7 View the RPPR

As indicated in 5.6, grantees are **strongly** encouraged to view the RPPR prior to submission to the NIH to ensure that the correct information and attachments are provided (see 5.6 [Submit the RPPR to Agency](#)).

PD/Pis, PD/PI delegates, and reviewers can view a PDF version of an RPPR in *Work in Progress (WIP)* or *Submitted to Agency* status to see how it will be seen by the Agency. Until the RPPR is submitted to agency, the PDF report shows a status of *Draft* and a blank submission date.

To view the RPPR form, select the **View** button from the *RPPR Menu* screen.

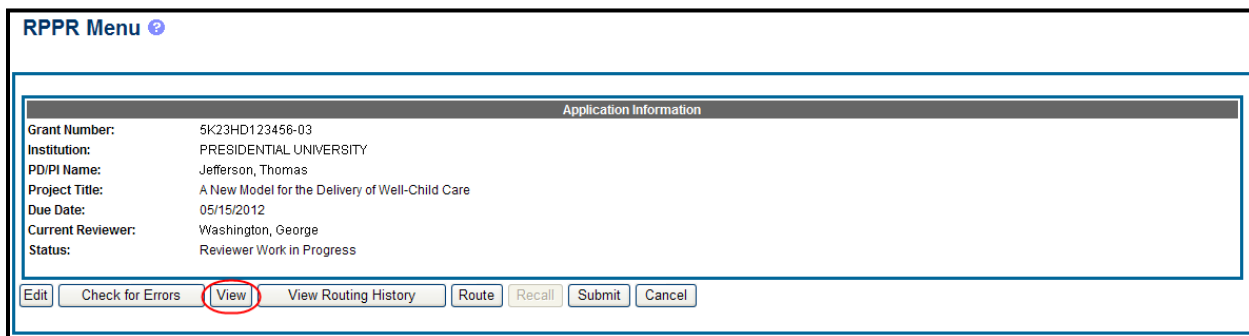


Figure 23: RPPR Menu – View Button

5.8 View Routing History

From initiation to submission to Agency, the routing of an RPPR is captured for auditing purposes. PD/PIs, PD/PI delegates, and reviewers can view the routing history for *Work in Progress* or *Submitted to Agency* RPPRs at any time, even when not they are not the current reviewer.

To view the routing history:

1. Select the **View Routing History** button from the *RPPR Menu* screen.

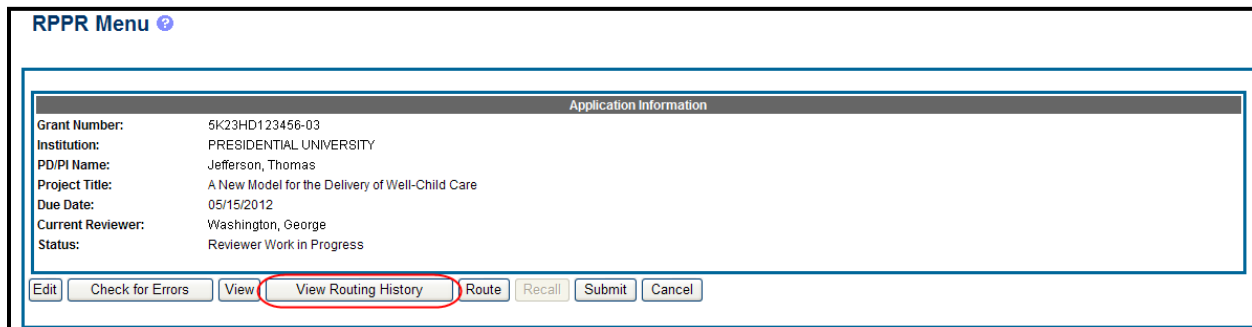


Figure 24: RPPR Menu – View Routing History Button

The *Routing History* screen displays showing the **Reviewer Name**, **Action**, **Notification Sent** (date and time), **Date of Action**, **Next Reviewer Name**, and **Comments** (when available).

Reviewer Name	Action	Notification Sent	Date of Action	Next Reviewer Name	Comments
Jefferson, Thomas	Initiate	03-20-2012 10:37:22			
Jefferson, Thomas	Route	04-03-2012 02:21:50	04-03-2012 02:21:50	Washington, George	
Jefferson, Thomas	Recall	04-03-2012 03:44:18	04-03-2012 03:44:18	Jefferson, Thomas	

At the bottom of the table, there is a 'Back' button.

Figure 25: RPPR Routing History

2. To close the screen, select the **Back** button.

5.9 Viewing the Final RPPR in Commons

The final RPPR, in PDF format, is accessible in Commons within the *Status Information* screen. To view the final RPPR, perform the following steps:

1. From Commons, select the **Status** menu option.
2. Select the link for **List of Applications/Grants**.

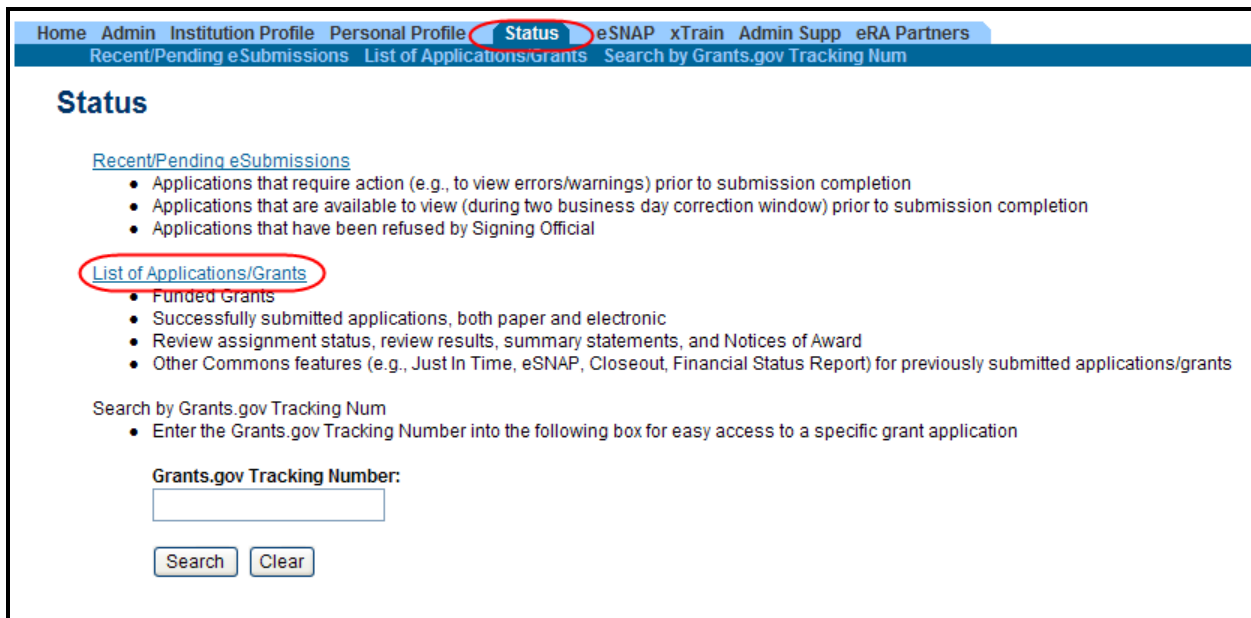


Figure 26: Status Menu Option

- From the *Status Result – List of Applications/Grants* screen, select the hyperlink for the specific Application ID.

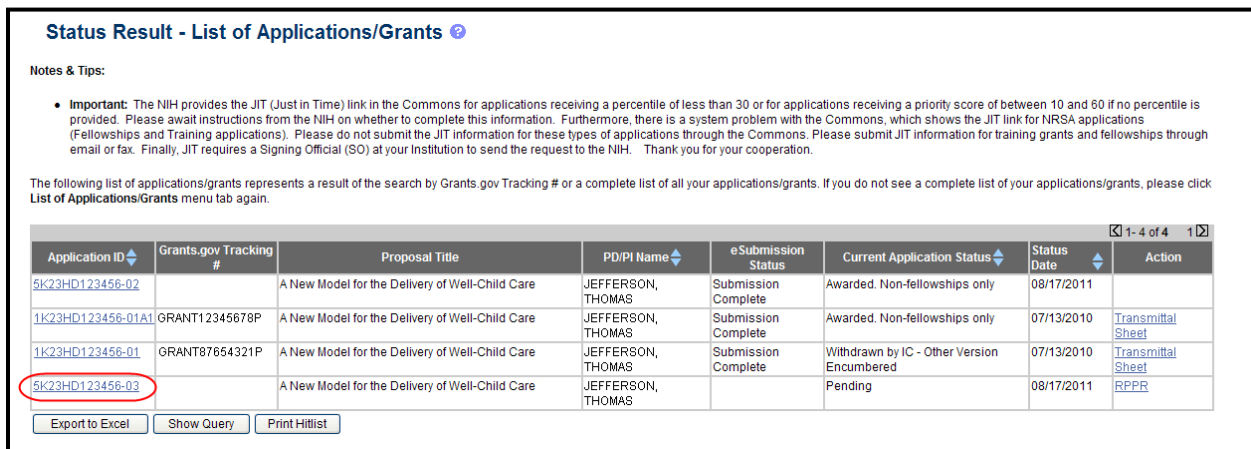


Figure 27: Application ID hyperlink

The *Status Information* screen displays with the **Other Relevant Documents** section in the top right corner.

- Select the **e-Application** link from the **Other Relevant Documents** section of the *Status Information* screen.

Status Information

General Grant Information	Other Relevant Documents						
Status: Pending administrative review. Refer any questions to Program Official or Grants Management Specialist. Institution Name: PRESIDENTIAL UNIVERSITY School Name: SCHOOL OF MEDICINE School Category: SCHOOLS OF MEDICINE Division Name: NONE Department Name: PEDIATRICS PI Name: Jefferson, Thomas Application ID: 5R01HD123456-03 Proposal Title: A New Model for the Delivery of Well-Child Care Proposal Receipt Date: Last Status Update Date: 08/17/2011 Budget Start Date: 07/01/2012 Budget End Date: 06/30/2013 Progress Report Due Date: 05/01/2012 Current Award Notice Date: Application Source: Paper Project Period Begin Date: 07/15/2010 Project Period End Date: 06/30/2015 eApplication Status: FOA: [PA09-043] - MENTORED PATIENT-ORIENTED NIH Appl. ID: 1234567	<div style="background-color: #e6f2ff; padding: 2px; margin-bottom: 2px;">e-Application</div> <div style="background-color: #e6f2ff; padding: 2px; margin-bottom: 2px;">Additions for Review (0 documents)</div> <div style="background-color: #f2f2f2; padding: 2px; margin-bottom: 2px;">Correspondence</div> <div style="background-color: #f2f2f2; padding: 2px; margin-bottom: 2px;">Referral</div> <table border="1" style="width: 100%; border-collapse: collapse;"> <thead> <tr style="background-color: #f2f2f2;"> <th style="text-align: left;">Date</th> <th style="text-align: left;">Description</th> <th style="text-align: left;">Action</th> </tr> </thead> <tbody> <tr> <td> </td> <td> </td> <td> </td> </tr> </tbody> </table>	Date	Description	Action			
Date	Description	Action					

Figure 28: Status Information Screen – e-Application Link

The PDF version of the RPPR opens in a separate window.

NOTE: The submitted RPPR can also be accessed from the *RPPR Menu* screen. The **View** button opens the PDF version of the RPPR.

5.10 Progress Report Additional Materials (PRAM)

The Progress Report Additional Materials (PRAM) feature provides a means for the grantee to enter, review, and submit information in response to specific request(s) from NIH for additional materials following the submission of an RPPR. At this time the PRAM may only be used for public access; in the future PRAM functionality will be expanded to include requests for other additional information.

When an organization submits a RPPR with non-compliant publications, the system sends an automated email to the PD/PI requesting verification that all publications are in compliance with the NIH Public Access Policy. The SO and AO assigned to the RPPR on the cover page (see 6.1) will receive a cc of the email. While an email response to the GMS and PO is acceptable at this time, the grantee may respond using the Progress Report Additional Materials (PRAM) feature in eRA Commons.

As with the RPPR, a PD/PI (or Contact PI in the case of multiple PIs) can enter the PRAM, but can only submit it if the PD/PI is delegated with *Submit Progress Report* authority. Otherwise, only the SO can submit the PRAM to Agency.

The following sections cover the steps for initiating and submitting PRAM.

5.10.1 Initiate PRAM

The PD/PI (Contact PI) or PD/PI Delegate can initiate PRAM by following the steps below:

1. Access the eRA *Commons Status Result – List of Applications* screen.
2. Select the **PRAM** link from the **Action** column of the appropriate grant.

Status Result - List of Applications/Grants

Notes & Tips:

- **Important:** The NIH provides the JIT (Just in Time) link in the Commons for applications receiving a percentile of less than 30 or for applications receiving a priority score of between 10 and 60 if no percentile is provided. Please await instructions from the NIH on whether to complete this information.

The following list of applications/grants represents a result of the search by Grants.gov Tracking # or a complete list of all your applications/grants. If you do not see a complete list of your applications/grants, please click **List of Applications/Grants** menu tab again.

Application ID	Grants.gov Tracking #	Proposal Title	PD/PI Name	eSubmission Status	Current Application Status	Status Date	Action
5K23HD123456-03		A New Model for the Deliver of Well-Child Care	JEFFERSON, THOMAS		Pending	09/30/2012	RPPR PRAM
7DP1CA854321-04 (MPI)	GRANT00123456	Crime & Punishment and the Effects on Mental Health	JEFFERSON, THOMAS	Submission Complete	Pending	09/26/2012	Transmittal Sheet
AN-1234567	GRANT00234567	The Red Badge of Courage and Other Skin Disorders	JEFFERSON, THOMAS	Submission Complete	Application has been entered into computer	08/22/2012	Transmittal Sheet

Export to Excel Show Query Print Hitlist

Figure 29: PRAM Link

The *Progress Report Additional Materials (PRAM)* screen displays. **Grant Information** including Grant Number, PD/PI Name, Project Title, Institution, Status, and Current Reviewer displays at the top of the screen. The **Public Access Compliance** section at the bottom contains guidance for responding to the automated email requesting evidence of compliance and a text box in which to enter the response.

3. Enter a response in the text box in 2,000 characters or less and select the **Route** button at the bottom of the screen.

Progress Report Additional Materials (PRAM)

Grant Information

Grant Number: 5K23HD123456-03
 PD/PI Name: JEFFERSON, THOMAS
 Project Title: A New Model for the Delivery of Well-Child Care
 Institution: PRESIDENTIAL UNIVERSITY
 Status: PD/PI Work in Progress
 Current Reviewer: JEFFERSON, THOMAS

Public Access Compliance

Provide verification that all publications are in compliance with the [NIH Public Access Policy](#)

- Verify that the PD/PI has used My NCBI to enter publications and/or update compliance status.
- For papers published more than three months ago, provide the full citation and PMCID
- For papers in press or published less than three months ago, for which a PMCID is not available, report the full citation and the NIHMSID or report PMC Journal-In Process. Please note the submission process must be completed within three months of publication to be compliant.
- If the publication does not fall under the Policy, provide a brief explanation and confirm that the My NCBI N/A status has been corrected.
- If unable to provide verification, provide a justification for why the publication(s) cannot be brought into compliance.

(Limit is 2000 characters or approximately 1 page).

This is a sample of text entered in response to noncompliant publications submitted as part of the RPPR...

Total remaining allowed limit is 1894 characters.

Save View **Route** Route History Submit Cancel

Figure 30: Routing the PRAM

NOTE: The options for **Save**, **View**, and **Route History** may be selected at this time. Selecting the option for **Cancel** closes the screen without saving or routing the PRAM information.

When the **Route** button is selected, the *Route PRAM to Next Reviewer* screen displays. A list of all available reviewers exists in the drop-down for **Next Reviewer**.

4. Select an SO from the **Next Reviewer** drop-down list.
5. Enter text into the **Comments** field as necessary. This is not a mandatory field.
6. Select the **Submit** button to continue.

Route PRAM to Next Reviewer

Name: JEFFERSON, THOMAS
 Grantee Institution: PRESIDENTIAL UNIVERSITY
 Grant Number: 5K23HD123456-03

Next Reviewer: WASHINGTON, GEORGE [AO, SO]

Comments: Here are my sample comments about entering PRAM information...

Submit Cancel

Figure 31: Route PRAM to Next Reviewer

The *Route PRAM to Next Reviewer* screen displays the PD/PI Assurance statement.

7. Read the assurance statement and select the **Submit** button to agree to the content and continue routing the PRAM to the next reviewer.

Route PRAM to Next Reviewer ⓘ

PD/PI Assurance

I certify that the statements herein are true, complete and accurate to the best of my knowledge. I am aware that any false, fictitious, or fraudulent statements or claims may subject me to criminal, civil, or administrative penalties. As PD/PI, I agree to accept responsibility for the scientific conduct of the project and to provide the required progress reports if a grant is awarded as a result of this submission.

Figure 32: PRAM PD/PI Assurance Statement

The *Progress Report Additional Materials (PRAM)* screen displays with a message indicating that the PRAM was successfully routed to the selected reviewer. Additionally, the status is updated and shown as *Reviewer Work in Progress*. At this point, the PD/PI can only view the PRAM and may not edit it. To be able to allow the PD/PI to edit the PRAM, the SO needs to route the PRAM back to the PD/PI using steps similar to those above.

At the time of routing, an email is sent to the PD/PI and the selected SO (or other Next Reviewer) to notify them of the event.

Progress Report Additional Materials (PRAM) ⓘ

The PRAM was successfully routed to WASHINGTON1, George Washington

Grant Information	
Grant Number:	5K23HD123456-03
PD/PI Name:	JEFFERSON, THOMAS
Project Title:	A New Model for the Delivery of Well-Child Care
Institution:	PRESIDENTIAL UNIVERSITY
Status:	Reviewer Work in Progress
Current Reviewer:	Washington, George

Public Access Compliance

Provide verification that all publications are in compliance with the [NIH Public Access Policy](#)

- Verify that the PD/PI has used My NCBI to enter publications and/or update compliance status.
- For papers published more than three months ago, provide the full citation and PMCID
- For papers in press or published less than three months ago, for which a PMCID is not available, report the full citation and the NIHMSID or report PMC Journal-In Process. Please note the submission process must be completed within three months of publication to be compliant.
- If the publication does not fall under the Policy, provide a brief explanation and confirm that the My NCBI N/A status has been corrected.
- If unable to provide verification, provide a justification for why the publication(s) cannot be brought into compliance.

(Limit is 2000 characters or approximately 1 page).

This is a sample of text entered in response to noncompliant publications submitted as part of the RPPR...

Total remaining allowed limit is 1894 characters.

Figure 33: Successfully Routed PRAM

5.10.2 Submit PRAM

When the Progress Report Additional Materials (PRAM) is in *Reviewer Work in Progress* status, the Signing Official (SO) can submit it to the Agency. PD/PIs may also submit the information if they have been delegated *Submit Progress Report* authority by the SO.

To submit the PRAM:

1. Access the **Status** screen on eRA Commons.
2. Enter the appropriate query parameters to locate the grant and select the **Search** button.

The *Status Result – General Search* screen displays with the matching information.

3. From the **Action** column, select the link for **PRAM**.

Status Result - General Search ⓘ

Tips and Notes:

- PD/PI column shows Contact PI for multi-PI grants.

Application ID	Grants.gov Tracking #	Proposal Title	PD/PI Name	Application Status	Budget Start Date	Show All Prior Errors	Action
5K23HD123456-03		A New Model for the Delivery of Well-Child Care	JEFFERSON, THOMAS	Pending	05/01/2013		RPPR PRAM

Export to Excel Show Query Print Hitlist

Figure 34: PRAM Link for SO

The *Progress Report Additional Materials (PRAM)* screen displays. The screen displays **Grant Information** on top and the PD/PI comments in the text box at the bottom of the screen. In addition to submitting the PRAM, from this screen, the SO also may **View** the PRAM as a PDF, **Route** it to another reviewer (or back to the PD/PI), and view the **Route History**. Select any of the appropriate buttons to perform these actions. Follow the steps below to continue submitting the PRAM.

4. Select the **Submit** button.

Progress Report Additional Materials (PRAM)

Grant Information	
Grant Number:	5K23HD123456-03
PD/PI Name:	JEFFERSON, THOMAS
Project Title:	A New Model for the Delivery of Well-Child Care
Institution:	PRESIDENTIAL UNIVERSITY
Status:	Reviewer Work in Progress
Current Reviewer:	Washington, George

Public Access Compliance	
Provide verification that all publications are in compliance with the NIH Public Access Policy	
<ul style="list-style-type: none"> Verify that the PD/PI has used My NCBI to enter publications and/or update compliance status. For papers published more than three months ago, provide the full citation and PMID For papers in press or published less than three months ago, for which a PMID is not available, report the full citation and the NIHMSID or report PMC Journal-In Process. Please note the submission process must be completed within three months of publication to be compliant. If the publication does not fall under the Policy, provide a brief explanation and confirm that the My NCBI N/A status has been corrected. If unable to provide verification, provide a justification for why the publication(s) cannot be brought into compliance. 	
(Limit is 2000 characters or approximately 1 page).	
<p>This is a sample of text entered in response to noncompliant publications submitted as part of the RPPR...</p>	
Total remaining allowed limit is 1894 characters.	
<input type="button" value="Save"/> <input type="button" value="View"/> <input type="button" value="Route"/> <input type="button" value="Route History"/> <input type="button" value="Submit"/> <input type="button" value="Cancel"/>	

Figure 35: Submitting PRAM

The *Submit PRAM to Agency* screen displays. By continuing from this screen, the SO certifies that the submitting organization is in compliance with the terms and conditions specified in the Notice of Award and Grants Policy Statement. The SO also verifies that the information provided in the PRAM is valid and accurate.

5. Read certification agreement. Select the **I Agree** button to continue submitting the information. (Selecting the **Cancel** button closes the screen and returns the *Progress Report Additional Materials* screen without submitting the material.)

Submit PRAM to Agency

In submitting these Progress Report additional materials, the SO (or PD/PI with delegated authority), certifies that the grantee organization is in compliance with the terms and conditions specified in the Notice of Award and Grants Policy Statement, and verifies the accuracy and validity of all administrative, fiscal, and scientific information in the progress report. The SO (or PD/PI with delegated authority) further certifies that the grantee organization will be accountable for the appropriate use of any funds awarded and for the performance of the grant-supported project or activities resulting from the progress report. Deliberate withholding, falsification, or misrepresentation of information could result in administrative actions such as withdrawal of a progress report, suspension and/or termination of an award, debarment of individuals, as well as possible criminal penalties. The grantee institution may be liable for the reimbursement of funds associated with any inappropriate or fraudulent conduct of the project activity.

Application Information			
Grant Number:	5K23HD123456-03	Due Date:	2013-03-15
Institution:	PRESIDENTIAL UNIVERSITY	Current Reviewer:	Washington, George
PD/PI Name:	JEFFERSON, THOMAS	PRAM Status:	Reviewer Work in Progress
Project Title:	A New Model for the Delivery of Well-Child Care		

Figure 36: SO Certification of PRAM

The *Progress Report Additional Materials (PRAM)* screen displays with a message indicating that the PRAM was successfully submitted. The current reviewer is updated to NIH, the PRAM

status is updated to *Submitted to Agency*, and the PRAM submission date is recorded. The routing history is updated to reflect the submission to Agency.

The screenshot displays the 'Progress Report Additional Materials (PRAM)' interface. At the top, a notification states: 'The progress report additional materials have been successfully submitted to PHS.' Below this, the 'Grant Information' section is visible, containing the following details:

Grant Number:	5K23HD123456-03
PD/PI Name:	JEFFERSON, THOMAS
Project Title:	A New Model for the Delivery of Well-Child Care
Institution:	PRESIDENTIAL UNIVERSITY
Status:	Submitted to Agency
Current Reviewer:	NIH

The 'Public Access Compliance' section follows, with instructions to provide verification of compliance with the NIH Public Access Policy. It includes a list of requirements:

- Verify that the PD/PI has used My NCBI to enter publications and/or update compliance status.
- For papers published more than three months ago, provide the full citation and PMCID
- For papers in press or published less than three months ago, for which a PMCID is not available, report the full citation and the NIHMSID or report PMC Journal-In Process. Please note the submission process must be completed within three months of publication to be compliant.
- If the publication does not fall under the Policy, provide a brief explanation and confirm that the My NCBI N/A status has been corrected.
- If unable to provide verification, provide a justification for why the publication(s) cannot be brought into compliance.

A text area below the list contains a sample of text: 'This is a sample of text entered in response to noncompliant publications submitted as part of the RPPR...'. A character limit of 1894 is shown at the bottom of the text area. At the bottom of the form, there are buttons for 'Save', 'View', 'Route', 'Route History', 'Submit', and 'Cancel'.

Figure 37: PRAM Submitted to Agency

When PRAM is submitted to Agency, an email notification is sent to the PD/PI (Contact PI) on the grant, the submitting SO, the SO assigned to the RPPR, and AO assigned to the RPPR.

NOTE: To view the submitted PRAM, select the **View** button on the *Progress Report Additional Materials (PRAM)* screen. This option opens the PRAM PDF in a separate window.

6 RPPR Component Instructions

The instructions in this section apply to the following awards: D71, DP1, DP5, G08, G11, G13, P40, R00, R01, R03, R18, R21, R33, R34, R36, R37, R56, RC1, RC2, RL1, S10, S21, S22, SC1, SC2, SC3, UB1, UC2, UH1, UH2, UH3, UP5. Many of these instructions apply to other awards but there may be exceptions (items that are not applicable, replace, or are in addition) for awards not listed above. Refer to the table in chapter 7 [Supplemental Instructions](#) and follow the appropriate instruction for the applicable activity code of other awards. Activity codes listed in 7.6 Complex Awards that are issued under the Streamlined Non-competing Award Process (SNAP) will complete the RPPR as described in this section. The electronic RPPR display is dynamic and shows the appropriate questions and instructions based on the activity code and SNAP status of the award.



Agency-specific reporting requirements and instructions are denoted by the DHHS logo displayed to the left of the requirement or instruction, as illustrated here.

Not Applicable next to a particular item indicates that item does not apply to the particular kind of award, and the item should be ignored.

References to *competing application instructions* means either the SF424 (R&R) Application Guides (<http://grants.nih.gov/grants/funding/424/index.htm>) or the PHS 398 Grant Application (<http://grants.nih.gov/grants/funding/phs398/phs398.html>).

The RPPR may not be used for prior approval requests, with the exception of requesting prior approval for a reduction in the level of effort of the PD/PI or other senior/key personnel named in the Notice of Award under D.2 of the RPPR. All other prior approval requests must be submitted directly to the Grants Management Officer of the awarding component in accord with the Grants Policy Statement, 8.1.2.

6.1 Section A – Cover Page

The RPPR section A. Cover Page includes information about the award, PD/PI, organization, and project/reporting/budget periods. Much of this information is pre-populated from data in NIH systems, but certain fields are editable.

The addresses, emails and phone numbers are pre-populated from the Commons Profile. To update contact information as displayed, go to the Commons Profile and save the changes there.

To select a Signing Official and Administrative Official, choose a name from the associated drop-down box. The SO and AO may be the same individual. The SO need not be the SO that submits the RPPR.

If there is a change to the Contact PD/PI (Multiple-PD/PI awards only), select the **Yes** radio button and enter the Commons ID of the new Contact PD/PI in the associated field. The change in Contact PD/PI does not take effect until the agency accepts the report and issues an NoA. The Contact PD/PI must have a PD/PI role in the eRA Commons and must be associated with the grantee institution. The RPPR is not an appropriate vehicle for a prior approval request to change, add, or delete PD/PIs.

The **Recipient ID** field allows the grantee to record an internal tracking number or identifier for its own use. It is not a mandatory field and NIH will disregard the information.

A. Cover Page

Grant Information		A.4 Recipient Organization Information	
Grant Number:	5K23HD123456-03	Organization Name:	PRESIDENTIAL UNIVERSITY
Project Title:	A New Model for the Delivery of Well-Child Care	Address:	PRESIDENTIAL UNIVERSITY Office of Research Administration 7777 University Drive Our Town, MD 98765
Program Director/Principal Investigator (PD/PI) Information		DUNS:	012345678
Name:	JEFFERSON, THOMAS	EIN:	1234567890A1
E-mail:	Jefferson@email.com	Recipient ID:	<input type="text"/>
Phone:	(703) 555-1776	Project/Grant Period	
Is there a change of contact PD/PI on a multiple-PI award? <input checked="" type="radio"/> N/A <input type="radio"/> Yes <input type="radio"/> No		Start Date:	07/01/2010
If yes, provide the eRA Commons ID of the new contact PD/PI <input type="text"/>		End Date:	06/30/2015
A.2 Signing Official Information		Reporting Period	
Name:	WASHINGTON, GEORGE	Start Date:	07/01/2012
E-mail:	Washington@email.com	End Date:	06/30/2013
Phone:	(202) 555-1111	Requested Budget Period	
A.3 Administrative Official Information		Start Date:	07/01/2013
Name:	WASHINGTON, GEORGE	End Date:	06/30/2014
E-mail:	Washington@email.com	Report Frequency:	Annual
Phone:	(202) 555-1111	Other Frequency:	<input type="text"/>

Save Cancel Cover Page | [Accomplishments](#) | [Products](#) | [Participants](#) | [Impact](#) | [Changes](#) | [Special Reporting Req](#) | [Budget](#)

Figure 38: RPPR Section A. Cover Page

6.2 Section B – Accomplishments

The RPPR section B. Accomplishments allows the agency to assess whether satisfactory progress has been made during the reporting period.

PD/PIs are reminded that the grantee is required to obtain prior written approval from the awarding agency grants official whenever there are significant changes in the project or its direction. See agency specific instructions for submission of these requests.

B.1 What are the major goals of the project?

List the major goals of the project as stated in the approved application or as approved by the agency. If the application lists milestones/target dates for important activities or phases of the project, identify these dates and show actual completion dates or the percentage of completion. Generally, the goals will not change from one reporting period to the next. However, if the awarding agency approved changes to the goals during the reporting period, list the revised goals and objectives. Also explain any significant changes in approach or methods from the agency approved application or plan.



Goals are equivalent to *specific aims*. Significant changes in objectives and scope require prior approval of the agency (e.g., NIH Grants Policy Statement, 8.1.2).

The specific aims must be provided in the initial RPPR (i.e., first non-competing type 5 submission). In subsequent RPPRs this section will pre-populate with the aims/goals previously entered, and may be amended by answering **Yes** to question B.1.a.



B.1.a Have the major goals changed since the initial competing award or previous report?

Select **Yes** if the major goals/specific aims have changed since the initial competing award or previous report, and provide a revised description of major goals/specific aims. Remember that written prior approval from the awarding agency grants official is required for significant changes in the project or its direction. The RPPR is not an appropriate vehicle to request such a change.

The first year that an RPPR is submitted any revised goals should be entered into the text box for B.1. In subsequent years, if the user selects **Yes** the text box under B.1.a for entering revised major goals will be provided.

B. Accomplishments

B.1 What are the major goals of the project?

List the major goals of the project as stated in the approved application or as approved by the agency. If the application lists milestones/target dates for important activities or phases of the project, identify these dates and show actual completion dates or the percentage of completion.

Generally, the goals will not change from one reporting period to the next. However, if the awarding agency approved changes to the goals during the reporting period, list the revised goals and objectives. Also explain any significant changes in approach or methods from the agency approved application or plan.

"Goals" are equivalent to "specific aims." Significant changes in objectives and scope require prior approval of the agency (e.g., NIH Grants Policy Statement, 8.1.2).

List the major goals below (NIH recommended length is up to 1 page. Limit is 8000 characters or approximately 3 pages.)

Total remaining allowed limit is 8000 characters.

B.1.a Have the major goals changed since the initial competing award or previous report? Yes No

If yes, list the revised major goals below (NIH recommended length is up to 1 page. Limit is 8000 characters or approximately 3 pages.)

Total remaining allowed limit is 8000 characters.

Figure 39: RPPR Section B. Accomplishments – Question B1

B.2 What was accomplished under these goals?

For this reporting period describe: 1) major activities; 2) specific objectives; 3) significant results, including major findings, developments, or conclusions (both positive and negative); and 4) key outcomes or other achievements. Include a discussion of stated goals not met. As the project progresses, the emphasis in reporting in this section should shift from reporting activities to reporting accomplishments.



Goals are equivalent to *specific aims*. In the response, emphasize the significance of the findings to the scientific field. For most NIH awards the response should not exceed 2 pages.



B.3 Competitive Revisions/Administrative Supplements.

For this reporting period, is there one or more Revision/Supplement associated with this award for which reporting is required?

If yes, identify the Revision(s)/Supplements(s) by grant number (e.g., 3R01CA098765-01S1) or title and describe the specific aims and accomplishments for each Revision/Supplement funded during this reporting period. Include any supplements to promote diversity or re-entry, or other similar supplements to support addition of an individual or a discrete project.

The NoA will indicate any reporting requirements. Be advised that the NoA incorporates requirements of the FOA that may also include reporting requirements.

B.2 What was accomplished under these goals?

For this reporting period describe: 1) major activities; 2) specific objectives; 3) significant results, including major findings, developments, or conclusions (both positive and negative); and 4) key outcomes or other achievements. Include a discussion of stated goals not met. As the project progresses, the emphasis in reporting in this section should shift from reporting activities to reporting accomplishments.

🔗 "Goals" are equivalent to "specific aims." In the response, emphasize the significance of the findings to the scientific field.

🔗 Response should not exceed 2 pages.

Upload accomplishments

B.3 Competitive Revisions/Administrative Supplements

For this reporting period, is there one or more Revision/Supplement associated with this award for which reporting is required? Yes No

If yes, identify the Revision(s)/Supplement(s) by grant number (e.g., 3R01CA098765-01S1) or title and describe the specific aims and accomplishments for each Revision/Supplement funded during this reporting period. Include any supplements to promote diversity or re-entry, or other similar supplements to support addition of an individual or a discrete project.

Revision/Supplement #

or Revision/Supplement Title

Total remaining allowed limit is 255 characters.

Describe the specific aims for this Revision/Supplement below (Limit is 700 characters or approximately 1/4 of a page.)

Total remaining allowed limit is 700 characters.

Describe the accomplishments for this Revision/Supplement below (Limit is 700 characters or approximately 1/4 of a page.)

Total remaining allowed limit is 700 characters.

No items found.

Revision/Supplement #	Revision/Supplement Title	Specific Aims	Accomplishments	Action
Nothing found to display.				

Figure 40: RPPR Section B. Accomplishments – Questions B2 & B3

B.4 What opportunities for training and professional development has the project provided?

If the research is not intended to provide training and professional development opportunities or there is nothing significant to report during the reporting period, select **Nothing to Report**.

Describe opportunities for training and professional development provided to anyone who worked on the project or anyone who was involved in the activities supported by the project. *Training* activities are those in which individuals with advanced professional skills and experience assist others in attaining greater proficiency. Training activities may include, for example, courses or one-on-one work with a mentor. *Professional development* activities result in increased knowledge or skill in one’s area of expertise and may include workshops,

conferences, seminars, study groups, and individual study. Include participation in conferences, workshops, and seminars not listed under major activities.



For T, F, K, R25, R13, D43 and other awards or award components designed to provide training and professional development opportunities, a response is required. Do not reiterate what is reported under Accomplishments. Limit the response to this reporting period.

B.4 What opportunities for training and professional development has the project provided?

If the research is not intended to provide training and professional development opportunities or there is nothing significant to report during this reporting period, state "Nothing to Report."

Describe opportunities for training and professional development provided to anyone who worked on the project or anyone who was involved in the activities supported by the project. "Training" activities are those in which individuals with advanced professional skills and experience assist others in attaining greater proficiency. Training activities may include, for example, courses or one-on-one work with a mentor. "Professional development" activities result in increased knowledge or skill in one's area of expertise and may include workshops, conferences, seminars, study groups, and individual study. Include participation in conferences, workshops, and seminars not listed under major activities.

For T, F, K, R25, R13, D43 and other awards or award components designed to provide training and professional development opportunities, a response is required. Do not reiterate what is reported under Accomplishments. Limit the response to this reporting period.

Nothing to Report

or upload description

Figure 41: RPPR Section B. Accomplishments – Question B4

B.5 How have results been disseminated to communities of interest?

Describe how the results have been disseminated to communities of interest. Include any outreach activities that have been undertaken to reach members of communities who are not usually aware of these research activities, for the purpose of enhancing public understanding and increasing interest in learning and careers in science, technology, and the humanities.



Reporting the routine dissemination of information (e.g., websites, press releases) is not required. For awards not designed to disseminate information to the public or conduct similar outreach activities, a response is not required and the grantee should select **Nothing to Report**. A detailed response is only required for awards or award components that are designed to disseminate information to the public or conduct similar outreach activities. Note that scientific publications and the sharing of research resources will be reported under *Products*.

B.5 How have the results been disseminated to communities of interest?

Describe how the results have been disseminated to communities of interest. Include any outreach activities that have been undertaken to reach members of communities who are not usually aware of these research activities, for the purpose of enhancing public understanding and increasing interest in learning and careers in science, technology, and the humanities.

Reporting the routine dissemination of information (e.g., websites, press releases) is not required. For awards not designed to disseminate information to the public or conduct similar outreach activities, a response is not required and the grantee should select "Nothing to Report". A detailed response is only required for awards or award components that are designed to disseminate information to the public or conduct similar outreach activities. Note that scientific publications and the sharing of research sources will be reported under Products.

Nothing to Report

or enter response below (NIH recommended length is up to 1 page. Limit is 8000 characters or approximately 3 pages.)

Total remaining allowed limit is 8000 characters.

Figure 42: RPPR Section B. Accomplishments – Question B5

B.6 What do you plan to do for the next reporting period to accomplish the goals?

Describe briefly what you plan to do during the next reporting period to accomplish the goals and objectives.



Remember that significant changes in objectives and scope require prior approval of the agency (e.g., NIH Grants Policy Statement, 8.1.2.).

Include any important modifications to the original plans. Provide a scientific justification for any changes involving research with human subjects or vertebrate animals. A detailed description of such changes must be provided under Section F. Changes.

Figure 43: RPPR Section B. Accomplishments – Question B6

6.3 Section C – Products

The RPPR section C. Products allows agencies to assess and report both publications and other products to Congress, communities of interest, and the public.

C.1 Publications.

Are there publications or manuscripts accepted for publication in a journal or other publication (e.g., book, one-time publication, monograph) during the reporting period resulting directly from the award?

PD/PIs are required to report all publications that arise from their NIH award in this section. Publications listed in other parts of the RPPR will not be tracked as award products. If there are publications to report select **Yes** and ensure that the **Associate with this RPPR** box is checked as appropriate. If there are no publications to report select **No**. The tables draw information from the PD/PI’s My NCBI account. PD/PIs can log in to their My NCBI account via the **My NCBI** link at the top of C.1. PD/PIs that do not have a My NCBI account can create one by simply logging in to My NCBI with their eRA Commons credentials, which will automatically create a My NCBI account. Any changes they make to their My Bibliography collection will be reflected in the RPPR once the screen is refreshed (i.e., by clicking the **Save** button). For more information on My NCBI, see:

[Get Started with My NCBI: Access My NCBI, Register, and Sign In](#)
[Edit Your My Bibliography Settings \(Add a Delegate\)](#)

The first table, **All Publications Associated with this Project in My NCBI**, lists all publications that are in the PD/PI’s My Bibliography collection, are associated with this award, and have not been reported in previous electronic progress reports for this award.

The first column **Associate with this RPPR** is automatically checked. Leaving the box checked upon submission associates the publication with this progress report, results in the publication being displayed in RePORT, and makes the award-publication association in My NCBI permanent and the association will be reported in PubMed. Unchecking the box disassociates the publication with this progress report and, upon submission of the RPPR to NIH, removes the award-publication association in My NCBI.

The second column, **NIH Public Access Compliance**, indicates the current compliance status with the NIH Public Access Policy. This information is from My NCBI. Publications that [fall under the Public Access Policy](#) and are non-compliant still must be reported. Generally, publications can be brought into compliance within 10 business days; PD/PIs are advised to do so as soon as possible to ensure their award is renewed in a timely manner. For more information, see [Manage Compliance with the NIH Public Access Policy in My NCBI](#) and the NIH Public Access [website](#).

Note that the publication data in these tables is dynamic until the progress report is submitted to the agency. Any change to the data occurring in PubMed, PubMed Central, the PD/PI's My Bibliography account, or in the compliance status of a publication will refresh upon saving the C.1 Products section, or opening the RPPR in another session. When the progress report is submitted to the agency, the publication data is frozen in the progress report.

The second table, **Publications not associated with this project in MyNCBI**, lists all other publications that are in the PD/PI's My Bibliography collection but do not have an association with this award. Checking **Associate with this RPPR** box will associate a publication with the award both in the progress report and in My NCBI. Refreshing this screen (i.e., clicking the **Save** button) will also move the newly associated publications from this table to the first table. Similarly, publications disassociated in the first table will appear in this table when the screen is refreshed.

The final table, **Publications previously reported for this project**, lists publications reported in a previous electronic progress report for this award. Grantees are responsible for ensuring that these publications comply with the Public Access policy even if they were provisionally compliant (listed as *in Progress*) when previously reported.

The report may be submitted with noncompliant publications; however the system will generate an automated email to the PD/PI (with cc to the AO and SO) requesting that the grantee provide evidence of compliance or an explanation (e.g., the sole author has passed away before s/he was able to process the manuscript for posting to PubMed Central) by a specified due date two weeks prior to the next budget start date. The grantee must respond either via an email to the GMS and PO, or may respond via the Progress Report Additional Materials (**PRAM**) link found on the eRA Commons Status page. The **PRAM** link provides a text box in which the grantee may respond through the eRA Commons. The grantee will be able to view the PRAM in the grant folder. See Section 5.10 [Progress Report Additional Materials \(PRAM\)](#) for more information.

Publications listed in other parts of a progress report are not captured electronically. They will not be included in this table, and may not be listed as resulting from this award in RePORT.

C.1 Publications

Are there publications or manuscripts accepted for publication in a journal or other publication (e.g., book, one-time publication, monograph) during the reporting period resulting directly from this award? Yes No

If yes, select from the table below to affiliate publications with this progress report.
If you need to login to My NCBI account please use this link: [My NCBI](#)

All publications associated with this project in My NCBI

One item found.

Associate with this RPPR	NIH Public Access Compliance	Citation
<input checked="" type="checkbox"/>	Complete	Jefferson, Thomas. An assessment of environmental factors on public health. Health Publ. 2011 Nov; 21 (11): 201-231. PubMed PMID: 12345678; PubMed Central PMCID: PMC1234567

Sort Table Above By: Date Of Publication Ascending Descending
Then By: Author Ascending Descending

Hide publications from My NCBI

Publications not associated with this project in My NCBI

One item found.

Associate with this RPPR	NIH Public Access Compliance	Citation
<input type="checkbox"/>	Complete	Jefferson, Thomas. Study of Child Health & Development in the United States. Health Publ. 2011 Nov; 21 (11): 201-231. PubMed PMID: 12341234; PubMed Central PMCID: PMC11111111

Sort Table Above By: Date Of Publication Ascending Descending
Then By: Author Ascending Descending

Publications previously reported for this project

20 items found, displaying all items.

NIH Public Access Compliance	Citation
Complete	Jefferson, Thomas. Declaration of Children's Health and Development Needs. Health Publ. 2011 Nov; 21 (11): 201-231. PubMed PMID: 22222222; PubMed Central PMCID: PMC1212121

Figure 44: RPPR Section C. Products – Question C1

C.2 Website(s) or other internet site(s).

List the URL for any Internet site(s) that disseminates the results of the research activities. A short description of each site should be provided. It is not necessary to include the publications already specified above.



For awards not designed to create or maintain one or more websites, select **Nothing to Report**. A description is only required for awards designed to create or maintain one or more websites. Limit the response to this reporting period.

C.3 Technologies or techniques.

Identify technologies or techniques that have resulted from the research activities. Describe the technologies or techniques and how they are being shared.



Limit the response to this reporting period.

C.2 Website(s) or other Internet site(s)
 List the URL for any Internet site(s) that disseminates the results of the research activities. A short description of each site should be provided. It is not necessary to include the publications already specified above.

For awards not designed to create or maintain one or more websites select "Nothing to Report". A description is only required for awards designed to create or maintain one or more websites. Limit the response to this reporting period.

Nothing to Report
 or list URL(s) for Internet site(s) and provide description(s) below (NIH recommended length is up to 1 page. Limit is 8000 characters or approximately 3 pages.)

Total remaining allowed limit is 8000 characters.

C.3 Technologies or techniques
 Identify technologies or techniques that have resulted from the research activities. Describe the technologies or techniques and how they are being shared. Limit the response to this reporting period.

Nothing to Report
 or identify and describe technologies or techniques below (NIH recommended length is up to 1 page. Limit is 8000 characters or approximately 3 pages.)

Total remaining allowed limit is 8000 characters.

Figure 45: RPPR Section C. Products – Questions C2 & C3



C.4 Inventions, patent applications and/or licenses.

Have inventions, patent applications and/or licenses resulted from the award during this reporting period?

If yes, has this information been previously provided to the PHS or to the official responsible for patent matters at the grantee organization?

Reporting of inventions through iEdison is strongly encouraged.

C.5 Other products and resources.

C.5 .a Other products

Identify any other significant products that were developed under this project.



Describe the product and how it is available to be shared with the research community. Do not repeat information provided above. Limit the response to this reporting period.

Examples of other products are: audio or video products; data and research material (e.g., cell lines, DNA probes, animal models); databases; educational aids or curricula; instruments or equipment; models; protocols; and software or netware.



C.5.b Resource Sharing

PD/PIs and grantee organizations are expected to make the results and accomplishments of their activities available to the research community and to the public at large. For additional information on NIH Sharing Policies and Related Guidance on NIH-Funded Research Resources see <http://grants.nih.gov/grants/sharing.htm>.

If the initial research plan addressed, or the terms of award require, a formal plan for sharing final research data, model organisms, Genome Wide Association Studies data, or other such project-specific data, describe the progress in implementing that plan. For sharing model organisms, include information on the number of requests received and number of requests fulfilled during this reporting period. If the sharing plan is fully implemented, provide a final statement on data sharing.

C.4 Inventions, patent applications, and/or licenses

Have inventions, patent applications and/or licenses resulted from the award during this reporting period? Yes No

If yes, has this information been previously provided to the PHS or to the official responsible for patent matters at the grantee organization? Yes No

Reporting of inventions through iEdison is strongly encouraged. [iEdison](#)

C.5 Other products and resource sharing

C.5.a Other Products

Identify any other significant products that were developed under this project.

Describe the product and how it is available to be shared with the research community. Do not repeat information provided above. Limit the response to this reporting period.

Examples of other products are: audio or video products; data and research material (e.g., cell lines, DNA probes, animal models); databases; educational aids or curricula; instruments or equipment; models; protocols; and software or netware.

Nothing to Report
or upload Response

C.5.b Resource sharing

If the initial research plan addressed, or the terms of award require, a formal plan for sharing final research data, model organisms, Genome Wide Association Studies data, or other such project-specific data, describe the progress in implementing that plan. For sharing model organisms, include information on the number of requests received and number of requests fulfilled during this reporting period. If the sharing plan is fully implemented, provide a final statement on data sharing.

Nothing to Report
or upload Response

[Cover Page](#) | [Accomplishments](#) | [Products](#) | [Participants](#) | [Impact](#) | [Changes](#) | [Special Reporting Req](#) | [Budget](#)

Figure 46: RPPR Section C. Products – Questions C4 & C5

6.4 Section D – Participants

The RPPR Section D. allows the agency to know who has worked on the project to gauge and report performance in promoting partnerships and collaborations.

D.1 What individuals have worked on the project?

Provide or update the information for: (1) program director(s)/principal investigator(s) (PDs/PIs); and (2) each person who has worked at least one person month per year on the project during the reporting period, regardless of the source of compensation (a person month equals approximately 160 hours or 8.3% of annualized effort).

Provide the name and identify the role the person played in the project. Indicate the nearest whole person month (Calendar, Academic, Summer) that the individual worked on the project. Show the most senior role in which the person has worked on the project for any significant length of time. For example, if an undergraduate student graduates, enters graduate school, and continues to work on the project, show that person as a graduate student.



NIH Instructions:

- An individual's Commons user ID may be used to partially populate his or her information
- A Commons ID is required for all individuals with a postdoctoral role
- Individuals with a postdoctoral-like role should be identified as *Postdoctoral (scholar, fellow, or other postdoctoral position)*
- Do not include Other Significant Contributors who are not committing any specified measurable effort to this project

- Do not report personnel for whom a PHS 2271 Appointment form has been submitted through xTrain
- Required fields are marked with an *

eRA Commons User ID: Entering the User ID allows selection of “Populate from Profile” which will partially populate the individual’s information. Those with an Administrator role in the eRA Commons may search for user IDs by following the instructions at:

<http://era.nih.gov/commons/commons-help/1001.htm>

Senior/key personnel are defined as the PD/PI and other individuals who contribute to the scientific development or execution of a project in a substantive, measurable way, whether or not they receive salaries or compensation under the grant. Typically these individuals have doctoral or other professional degrees, although individuals at the masters or baccalaureate level may be considered senior/key personnel if their involvement meets this definition. Consultants and those with a postdoctoral role also may be considered senior/key personnel if they meet this definition.

Last 4 digits of SS# and Month/Year of birth: The provision of the partial Social Security number and month/year of birth are voluntary, and the information is used only for program management purposes.

Project Role: PD/PI names and information from their Commons Profile(s) will be prepopulated. To update the PD/PI information as displayed, go to the Commons Profile and save the changes there. For all other personnel, select from a dropdown menu of the following options:

- **Co-Investigator**
- **Faculty**
- **Postdoctoral (scholar, fellow or other postdoctoral position)**
- **Technician**
- **Staff Scientist (doctoral level)**
- **Statistician**
- **Graduate Student (research assistant)**
- **Non-Student Research Assistant**
- **Undergraduate Student**
- **High School Student**
- **Consultant**
- **Other (specify)**

Supplement Support: If personnel are supported by a Reentry or Diversity Supplement indicate type of supplement in this field.

Person Months: The metric for expressing the effort (amount of time) devoted to a specific project. The effort is based on the type of appointment of the individual with the organization; e.g., calendar year, academic year, and/or summer term; and the organization's definition of such.

For instance, some institutions define the academic year as a 9-month appointment while others define it as a 10-month appointment.

Include (1) the PD/PI regardless of effort devoted to the project and (2) each person who has worked at least one person month per year on the project during the reporting period, regardless of the source of compensation.

Round to the nearest whole person month that the individual worked on the project. For example, if the individual worked 2.25 person months, indicate 2 person months. If the individual worked 4.7 person months, indicate 5 person months. If the PD/PI worked 0.5 to 1 person month, round up to 1 person month. If the PD/PI worked 0.1 to 0.4 person month, round down to 0 (zero).

To calculate person months, multiply the percentage of effort associated with the project by the number of months of the appointment. For example:

- 25% of a 9 month academic year appointment equals 2.25 (academic year) person months ($.25 \times 9 = 2.25$). Round down to 2.
- 90% of a 12 month calendar appointment equals 10.8 (calendar year) person months ($.90 \times 12 = 10.8$). Round up to 11.
- 35% of a 3 month summer term appointment equals 1.05 (summer) person months ($.35 \times 3 = 1.05$). Round down to 1.
- If the regular pay schedule of an institution is a 9 month academic year and the PD/PI will devote 9 academic months at 30% time/effort and 3 months summer term at 30% time/effort, then 3 academic months ($.30\% \times 9 = 2.7$, round up to 3), and 1 summer month ($.30 \times 3 = .9$, round up to 1) should be reported

Person months reported on the RPPR are intentionally rounded to the nearest whole number to provide for generalized reporting consistent across federal agencies that support research activities. Although it is possible to report 0 (zero) person month for the PD/PI on the RPPR if the PD/PI worked .1 to .4 person month, a PD/PI must have measurable effort. Change in Level of Effort for the PD/PI(s) and other senior key/personnel designated in the NoA is reported under D.2.a below.



Is the individual's primary affiliation with a foreign organization?

Check **No** if the individual's primary affiliation is with a foreign organization but the individual is working on this award solely while in the U.S.

If **Yes**, provide the name of the organization and country.

D. Participants

D.1 What individuals have worked on the project?

Provide or update the following information for: (1) program director(s)/principal investigator(s) (PDs/PIs); and (2) each person who has worked at least one person month per year on the project during the reporting period, regardless of the source of compensation (a person month equals approximately 160 hours or 8.3% of annualized effort). Provide the name and identify the role the person played in the project. Indicate the nearest whole person month (Calendar, Academic, Summer) that the individual worked on the project. Show the most senior role in which the person has worked on the project for any significant length of time. For example, if an undergraduate student graduates, enters graduate school, and continues to work on the project, show that person as a graduate student.

Instructions

- An individual's Commons user ID may be used to partially populate his or her information.
- A Commons ID is required for all individuals with a postdoctoral role.
- Individuals with a postdoctoral-like role should be identified as "Postdoctoral (scholar, fellow, or other postdoctoral position)."
- Do not include Other Significant Contributors who are not committing any specified measurable effort to this project.
- Do not report personnel for whom a PHS 2271 Appointment form has been submitted through xTRAIN.
- Required fields are marked with an *.

eRA Commons User ID

*First Name Middle Name *Last Name *Senior/Key Personnel? Yes No Last 4 digits of Social Security Number XXX-XX- DoB (MM/YYYY)

Degree(s) *Project Role Supplement Support (SS) *Person Months

Calendar Academic Summer

Other (Project Role)

*Is the individual's primary affiliation with a foreign organization? Yes No
Check "no" if the individual's primary affiliation is with a foreign organization but the individual is working on this award solely while in the U.S.

If yes, provide the name of the organization and country

Organization Name Country

Commons ID	S/K	Name	SSN	DOB	Degree(s)	Role	Person Months			Foreign Affiliation		SS	Action
							Cal	Aca	Sum	Org	Country		
TJEFFERSON	Y	JEFFERSON, THOMAS	2800	03/1974	BS,BA,MA,PHD	PD/PI	0	0	0			Not Applicable	Edit
GWASHINGTON	N	Washington, George	1776	08/1971	BS,BA,MA,PHD	Statistician	12					Not Applicable	Edit Delete

Figure 47: RPPR Section D. Participants – Question D1



D.2 Personnel Updates.

D.2.a Level of effort.

Will there be, in the next budget period, either (1) a reduction of 25% or more in the level of effort from what was approved by the agency for the PD/PI(s) or other senior/key personnel designated in the Notice of Award, or (2) a reduction in level of effort below the minimum amount of effort required by the Notice of Award?

Reductions are cumulative, i.e., the 25% threshold may be reached by two or more successive reductions that total 25% or more. Once agency approval has been given for a significant change in the level of effort, then all subsequent reductions are measured against the approved adjusted level. Selecting **Yes** constitutes a prior approval request to the agency and the issuance of a subsequent year of funding constitutes agency approval of the request.

D.2.b New senior/key personnel.

Are there, or will there be, new senior/key personnel?

Senior/key personnel are those identified by the grantee institution as individuals who contribute in a substantive measurable way to the scientific development or execution of the project, whether or not salaries are requested. Typically these individuals have doctoral or other professional degrees, although individuals at the masters or baccalaureate level may be considered senior/key personnel if the involvement meets this definition. Consultants may be considered senior/key personnel if they meet this definition.

If yes, upload biosketches and other support for all new senior/key personnel.

Follow the biosketch instructions in the competing application guide and provide active other support for all new senior/key personnel. Combine all biosketches and other support into a single PDF.

D.2.a Level of Effort

Will there be, in the next budget period, either (1) a reduction of 25% or more in the level of effort from what was approved by the agency for the PD/PI(s) or other senior/key personnel designated in the Notice of Award, or (2) a reduction in the level of effort below the minimum amount of effort required by the Notice of Award?

Yes No

Reductions are cumulative, i.e., the 25% threshold may be reached by two or more successive reductions that total 25% or more. Once agency approval has been given for a significant change in the level of effort, then all subsequent reductions are measured against the approved adjusted level. Selecting "yes" constitutes a prior approval request to the agency and the issuance of a subsequent year of funding constitutes agency approval of the request.

If yes, provide an explanation below (Limit is 700 characters or approximately 1/4 of a page.)

Total remaining allowed limit is 700 characters.

D.2.b New Senior/Key Personnel

Are there, or will there be, new senior/key personnel? Yes No

Senior/key personnel are those identified by the grantee institution as individuals who contribute in a substantive measurable way to the scientific development or execution of the project, whether or not salaries are requested. Typically these individuals have doctoral or other professional degrees, although individuals at the masters or baccalaureate level may be considered senior/key personnel if their involvement meets this definition. Consultants may be considered senior/key personnel if they meet this definition. "Zero percent" effort or "as needed" is not an acceptable level of involvement for senior/key personnel.

If yes, upload biosketches and other support for all new senior/key personnel

Figure 48: RPPR Section D. Participants – Questions D2a & D2b

D.2.c Changes in other support.

Has there been a change in the active other support of senior/key personnel since the last reporting period?

If yes, upload active other support for senior/key personnel whose support has changed and indicate what the change has been.

Select **Yes** only if active support has changed for the PD/PI(s) or senior/key personnel.

If a previously active grant has terminated and/or if a previously pending grant is now active, submit complete Other Support information using the suggested format and instructions found at <http://grants.nih.gov/grants/funding/2590/2590othersupport.doc>. Annotate this information so it is clear what has changed from the previous submission.

Submission of other support information is not necessary if support is pending or for changes in the level of effort for active support reported previously.

Other support information should be submitted only for the PD/PI and for those individuals considered by the grantee to be key to the project for whom there has been a change in other support. Senior/key personnel are defined as individuals who contribute in a substantive measurable way to the scientific development or execution of the project, whether or not a salary is requested. Do not include other support information for Other Significant Contributors; e.g.,

those that may contribute to the scientific development or execution of the project, but are not committing any specified measurable effort to the project.

D.2.d New other significant contributors.

Are there, or will there be, new other significant contributors?

Other significant contributors are individuals who have committed to contribute to the scientific development or execution of the project, but are not committing any specified measurable effort (i.e., person months) to the project.


If yes, upload biosketches for all new other significant contributors.

D.2.e Will there a change in the MPI Leadership Plan for the next budget period?

Change in status of PD/PI requires prior approval of the agency (e.g., NIH Grants Policy Statement, 8.1.2.6). In accord with the NIH GPS, 9.5, revision of the Leadership Plan during the project period may be accomplished through a joint decision of the PD/PIs and reported in the RPPR. Prior approval of a change in the MPI Leadership Plan is not required.


If yes, upload a revised MPI Leadership Plan that includes a description of the change(s).

All multiple PD/PI awards have a Leadership Plan that describes the roles and areas of responsibility of the named PD/PIs, the process for making decisions concerning scientific directions, allocation of resources, disputes that may arise, and other information related to the management of the proposed team science project. If there has been any change in the governance and/or organizational structure of the Leadership Plan, provide a description, including communication plans and procedures for resolving conflicts, and any changes to the administrative, technical, and scientific responsibilities of the PD/PIs. If the progress report includes a change in the contact PD/PI (*Cover Page, A.1*) address this change and the impact, if any, the change has on the administrative, technical, and scientific responsibilities of the PD/PIs. A request to change from a multiple PD/PI model to a single PD/PI model, or a change in the number or makeup of the PD/PIs on a multiple PD/PI award, requires the prior approval of the GMO. The progress report is not the appropriate vehicle to request such a change.

D.2.c Changes in Other Support 

Has there been a change in the active other support of senior/key personnel since the last reporting period? Yes No

If yes, upload active other support for senior/key personnel whose support has changed and indicate what the change has been





D.2.d New Other Significant Contributors

Are there, or will there be, new other significant contributors? Yes No

Other significant contributors are individuals who have committed to contribute to the scientific development or execution of the project, but are not committing any specified measurable effort (i.e., person months) to the project.

If yes, upload biosketches for all new other significant contributors



D.2.e Multi-PI (MPI) Leadership Plan 

Will there be a change in the MPI Leadership Plan for the next budget period? N/A Yes No

Change in status of PD/PI requires prior approval of the agency (e.g., NIH Grants Policy Statement, 8.1.2.6).

If yes, upload a revised MPI Leadership Plan that includes a description of the change(s)




Figure 49: RPPR Section D. Participants – Questions D2c – D2e

6.5 Section E – Impact

The RPPR Section E Impact will be used to describe ways in which the work, findings, and specific products of the project have had an impact during this reporting period.

E.1 Not Applicable for most awards. See chapter 7 Supplemental Instructions.

E.2 What is the impact on physical, institutional, or information resources that form infrastructure?

Describe ways, if any, in which the project made an impact, or is likely to make an impact, on physical, institutional, and information resources that form infrastructure, including:

- physical resources (such as facilities, laboratories, or instruments);
- institutional resources (such as establishment or sustenance of societies or organizations);
- or
- information resources, electronic means for accessing such resources or for scientific communication, or the like.



If the award or award component(s) is not intended to support physical, institutional, or information resources that form infrastructure, select **Nothing to Report**.

E.3 Not Applicable for most awards. See chapter 7 Supplemental Instructions.

E. 4 What dollar amount of the award’s budget is being spent in foreign country(ies)?



For domestic awardees provide the dollar amount obligated to first-tier subawards to foreign entities for this reporting period. For foreign awardees provide the dollar amount of the award, excluding all first-tier subawards to U.S. entities, for this reporting period. Dollars provided should reflect total costs.

If more than one foreign country identify the distribution between the foreign countries.

Report only cumulative first-tier subawards dollars by country. Do not report foreign travel, purchases, etc., unless part of a first-tier subaward to a foreign country.

E.1 Not Applicable

E.2 What is the impact on physical, institutional, or information resources that form infrastructure?

Describe ways, if any, in which the project made an impact, or is likely to make an impact, on physical, institutional, and information resources that form infrastructure, including:

- physical resources (such as facilities, laboratories, or instruments);
- institutional resources (such as establishment or sustenance of societies or organizations); or
- information resources, electronic means for accessing such resources or for scientific communication, or the like.

If the award or award component(s) is not intended to support physical, institutional, or information resources that form infrastructure, select "Nothing to Report".

Nothing to Report

or describe impact on physical, institutional, or information resources below (NIH recommended length is up to 1 page. Limit is 8000 characters or approximately 3 pages.)

Total remaining allowed limit is 8000 characters.

E.3 Not Applicable

E.4 What dollar amount of the award's budget is being spent in foreign country(ies)?

For domestic awardees provide the dollar amount obligated to first-tier subawards to foreign entities for this reporting period. For foreign awardees provide the dollar amount of the award, excluding all first-tier subawards to U.S. entities, for this reporting period. Dollars provided should reflect total costs.

If more than one foreign country, identify the distribution between the foreign countries.

Nothing to Report (zero dollars)

or provide the following for each foreign country: Dollar Amount Country

Figure 50: RPPR Section E. Impact – Questions E1 through E4

6.6 Section F – Changes

The RPPR Section F addresses Changes. Grantees are reminded that significant changes in objectives and scope require prior approval of the agency.

F.1 Not Applicable to most awards. See chapter 7 Supplemental Instructions.

F.2 Actual or anticipated challenges or delays and actions or plans to resolve them.

Describe challenges or delays encountered during the reporting period and actions or plans to resolve them.



Describe only significant challenges that may impede the research (e.g., accrual of patients, hiring of personnel, need for resources or research tools) and emphasize their resolution.

F. Changes

F.1 Not Applicable

F.2 Actual or anticipated challenges or delays and actions or plans to resolve them

Describe challenges or delays encountered during the reporting period and actions or plans to resolve them.

Describe only significant challenges that may impede the research (e.g., accrual of patients, hiring of personnel, need for resources or research tools) and emphasize their resolution.

Nothing to Report

or describe challenges or delays and plans to resolve them below (NIH recommended length is up to 1 page. Limit is 8000 characters or approximately 3 pages.)

Total remaining allowed limit is 8000 characters.

Figure 51: RPPR Section F. Changes – Questions F1 & F2



F.3 Significant changes to human subjects, vertebrate animals, biohazards, and/or select agents.

Describe significant deviations, unexpected outcomes, or changes in approved protocols for human subjects, vertebrate animals, biohazards and/or select agents during this reporting period.

Remember that significant changes in objectives and scope require prior approval of the agency (e.g., NIH Grants Policy Statement, 8.1.2.). If there are changes in any of the following areas, check the appropriate box and provide a description of the changes.

F.3.a Human Subjects

If human subject protocols are or will be different from the previous submission, include a description and explanation of how the protocols differ and provide a new or revised Protection of Human Subjects Section as described in the competing application instructions.

F.3.b Vertebrate Animals

If there are or will be significant changes to the uses of vertebrate animals from the previous submission, provide a description of the changes. Examples of changes considered to be significant include, but are not limited to, changing animal species, changing from noninvasive to invasive procedures, new project/performance site(s) where animals will be used, etc. If studies involving live vertebrate animals are planned and were not part of the originally proposed research design, provide a new or revised Vertebrate Animal Section as described in the competing application instructions.

F.3.c Biohazards

If the use of biohazards is or will be different from that in the previous submission, provide a description and explanation of the difference(s).

F.3 d Select Agents

If the possession, use, or transfer of Select Agents is or will be different from that proposed in the previous submission, including any change in the select agent research location and/or the required level of biocontainment, provide a description and explanation of the differences. If the use of Select Agents was proposed in the previous submission but has not been approved by regulatory authorities, provide an explanation. If studies involving Select Agents are planned

and were not part of the originally proposed research design, provide a description of the proposed use, possession, transfer, and research location as described in the competing application instructions.

U.S. Select Agent Registry information:

<http://www.selectagents.gov/Select%20Agents%20and%20Toxins.html>

F.3 Significant changes to Human Subjects, Vertebrate Animals, Biohazards, and/or Select Agents

Describe significant deviations, unexpected outcomes, or changes in approved protocols for human subjects, vertebrate animals, biohazards, and/or select agents during this reporting period.

Remember that significant changes in objectives and scope require prior approval of the agency (e.g., NIH Grants Policy Statement, 8.1.2.). If there are changes in any of the following areas check the appropriate box and provide a description of the changes.

F.3.a Human Subjects

If human subject protocols are or will be different from the previous submission, include a description and explanation of how the protocols differ and provide a new or revised Protection of Human Subjects Section as described in the competing application instructions.

No Change
or upload description of change

F.3.b Vertebrate Animals

If there are or will be significant changes to the uses of vertebrate animals from the previous submission, provide a description of the changes. Examples of changes considered to be significant include, but are not limited to, changing animal species, changing from noninvasive to invasive procedures, new project/performance site(s) where animals will be used, etc. If studies involving live vertebrate animals are planned and were not part of the originally proposed research design, provide a new or revised Vertebrate Animal Section as described in the competing application instructions.

No Change
or upload description of change

F.3.c Biohazards

If the use of biohazards is or will be different from the previous submission, provide a description and explanation of the difference(s).

No Change
or upload description of change

F.3.d Select Agents

If the possession, use, or transfer of Select Agents is or will be different from that proposed in the previous submission, including any change in the select agent research location and/or the required level of biocontainment, provide a description and explanation of the differences. If the use of Select Agents was proposed in the previous submission but has not been approved by regulatory authorities, provide an explanation. If studies involving Select Agents are planned and were not part of the originally proposed research design, provide a description of the proposed use, possession, transfer, and research location as described in the competing application instructions.

U.S. Select Agent Registry information: <http://www.selectagents.gov/Select%20Agents%20and%20Toxins.html>

No Change
or upload description of change

Figure 52: RPPR Section F. Changes – Question F3

6.7 Section G – Special Reporting Requirements



The RPPR Section G Special Reporting Requirements address agency-specific award terms and conditions, as well as any award specific reporting requirements.

G.1 Special Notice of Award and Funding Opportunity Announcement Reporting Requirements

Address any special reporting requirements specified in the award terms and conditions in the Notice of Award (NoA) or Funding Opportunity Announcement (FOA).

G.2 Not Applicable to most awards. See chapter 7 Supplemental Instructions.

G.3 Not Applicable to most awards. See chapter 7 Supplemental Instructions.

G. Special Reporting Requirements

G.1 Special Notice of Award Terms and Funding Opportunity Announcement Reporting Requirements

Address any special reporting requirements specified in the award terms and conditions in the [Notice of Award \(NoA\)](#) or Funding Opportunity Announcement (FOA).

Nothing to Report
or upload file(s)

G.2 Not Applicable

G.3 Not Applicable

Figure 53: RPPR Section G. Special Reporting Requirements – Questions G1 through G3

G.4. Human Subjects

G.4.a Does the project involve human subjects?

If activities involving human subjects are planned at any time during the next budget period at the grantee organization or at any other project/performance site or collaborating institution, select **Yes**. Select **Yes** even if the project is exempt from the Regulations for the Protection of Human Subjects. Select **No** if activities involving human subjects are not planned at any time during the next budget period.

Policy on research involving human subjects, including definitions, can be found in the [NIH Grants Policy Statement](#) or in the competing application instructions.

Is the research exempt from federal regulations? Not applicable unless the answer to G.4.a. is **Yes**. If **all** of the proposed human subjects research meet the criteria for one or more of the exemptions from the requirements in the DHHS regulations (45 CFR 46.101(b)), **Yes** should be selected, and the appropriate exemption number(s) checked. The six categories of research exempt from the DHHS human subject regulations appear in Part III of the competing application instructions, under Definitions, Human Subjects.

If in doubt, consult with the [Office for Human Research Protections](#) (OHRP), Department of Health and Human Services, or the NIH Office of Extramural Research, Office of Extramural Programs at OEPMailbox@mail.nih.gov.

Note that if the proposed research involves only the use of human data or biological specimens, first determine whether the research involves human subjects. The exemptions do not apply if the research does not involve human subjects. For help determining whether research that involves the use of human data or biological specimens is human subjects research, refer to the NIH [Research Involving Human Subjects](#) website.

Does this project involve a clinical trial? Not applicable unless the answer to G.4.a. is **Yes**. The NIH defines a clinical trial as a prospective biomedical or behavioral research study of human subjects that is designed to answer specific questions about biomedical or behavioral interventions (drugs, treatments, devices, or new ways of using known drugs, treatments, or devices). Clinical trials are used to determine whether new biomedical or behavioral interventions are safe, efficacious, and effective. Behavioral human subjects research involving

an intervention to modify behavior (diet, physical activity, cognitive therapy, etc.) fits this definition of a clinical trial.

Human subjects research to develop or evaluate clinical laboratory tests (e.g. imaging or molecular diagnostic tests) might be considered to be a clinical trial if the test will be used for medical decision making for the subject or the test itself imposes more than minimal risk for subjects.

Biomedical clinical trials of experimental drug, treatment, device or behavioral intervention may proceed through four phases:

Phase I clinical trials test a new biomedical intervention in a small group of people (e.g., 20-80) for the first time to evaluate safety (e.g., to determine a safe dosage range and to identify side effects).

Phase II clinical trials study the biomedical or behavioral intervention in a larger group of people (several hundred) to determine efficacy and to further evaluate its safety.

Phase III studies investigate the efficacy of the biomedical or behavioral intervention in large groups of human subjects (from several hundred to several thousand) by comparing the intervention to other standard or experimental interventions as well as to monitor adverse effects, and to collect information that will allow the intervention to be used safely.

Phase IV studies are conducted after the intervention has been marketed. These studies are designed to monitor effectiveness of the approved intervention in the general population and to collect information about any adverse effects associated with widespread use.

If yes, is this an NIH defined Phase III Clinical Trial?

An NIH-defined *Phase III clinical trial* is a broadly based prospective Phase III clinical investigation, usually involving several hundred or more human subjects, for the purpose of evaluating an experimental intervention in comparison with a standard or controlled intervention or comparing two or more existing treatments. Often the aim of such investigation is to provide evidence leading to a scientific basis for consideration of a change in health policy or standard of care. The definition includes pharmacologic, non-pharmacologic, and behavioral interventions given for disease prevention, prophylaxis, diagnosis, or therapy. Community trials and other population-based intervention trials are also included.

G4.b Inclusion enrollment data.

Unless otherwise notified by the program official, reporting the cumulative enrollment of subjects and the distribution by sex/gender, race, and ethnicity is required for NIH-defined clinical research as defined in the [competing application instructions](#). If you have inclusion enrollment, update the Inclusion Enrollment Report, with the total cumulative data collected to-date. You may have more than one Inclusion Enrollment Report. If there are details or concerns related to your inclusion enrollment progress or if the enrollment data does not reflect the targeted enrollment by race, ethnicity, and/or sex/gender, the reasons for this should be addressed in the text of the progress report.

In Section F.3.a of the RPPR, please describe details or concerns related to your inclusion enrollment progress.

If the system determines that the RPPR does not require inclusion monitoring or if the inclusion enrollment data records have a *Closed* status, the *Inclusion Enrollment* section of the form displays the following message:

The RPPR does not have any Inclusion Enrollment Reports or the report records have a status of Closed. If you have any questions, please contact your NIH Program Official [PO's name] at [email address].

If the system determines that the RPPR does require inclusion monitoring, the *Inclusion Enrollment* section of the form displays the following message:

You are required to complete Inclusion Enrollment Report for the following studies: [list of all protocols]

If it is determined that inclusion monitoring is required and one or more inclusion enrollment data records exist for the previous budget period, inclusion enrollment data records are created in the RPPR Population Tracking tables. If the inclusion enrollment data records from the current budget period are in an Open status, the existing enrollment data is refreshed with the data from the previous year.

If inclusion monitoring is required, but inclusion enrollment data records from the previous support year do not exist, a default inclusion enrollment data record is created for the RPPR. Additionally, an email notification is sent to the NIH Program Official associated with the RPPR.

Below are instructions for how to collect and report data on the basis of sex/gender, race, and ethnicity with additional guidance for handling subpopulations, foreign populations, changes to target data, and NIH-defined Phase III clinical trials.

For questions about the NIH policies for inclusion, please refer to:

http://grants.nih.gov/grants/funding/women_min/women_min.htm or contact your program officer.

Standards for Collecting Data from Study Participants: The [Office of Management and Budget \(OMB\) Directive No. 15](#) defines minimum standards for maintaining, collecting and presenting data on ethnicity and race for all Federal (including NIH) reporting purposes. The categories in this classification are social-political constructs and should not be interpreted as being anthropological in nature. The standards were revised in 1997 and now include two ethnic categories: Hispanic or Latino, and Not Hispanic or Latino. There are five racial categories: American Indian or Alaska Native, Asian, Black or African American, Native Hawaiian or Other Pacific Islander, and White. Reports of data on ethnicity and race should use these categories. The definitions below apply for the ethnic and racial categories.

Ethnic Categories:

Hispanic or Latino: A person of Cuban, Mexican, Puerto Rican, South or Central American, or other Spanish culture or origin, regardless of race. The term, “Spanish origin,” can be used in addition to “Hispanic or Latino”.

Not Hispanic or Latino

Racial Categories:

American Indian or Alaska Native: A person having origins in any of the original peoples of North, Central, or South America and maintains tribal affiliation or community.

Asian: A person having origins in any if the original peoples of the Far East, Southern Asia, or the Indian subcontinent including, for example, Cambodia, China, India, Japan, Korea, Malaysia, Pakistan, the Philippine Islands, Thailand, and Vietnam.

Black or African American: A person having origins in any of the black racial groups of Africa. Terms such as “Haitian” or “Negro” can be used in addition to “Black or African American.”

Native Hawaiian or Other Pacific Islander: A person having origins in any of the original peoples of Hawaii, Guam, Samoa, or other Pacific Islands.

White: A person having origins in any of the original peoples of Europe, North Africa, or the Middle East.

Reporting Data on Race and Ethnicity: NIH is required to use the above standards and definitions for race and ethnicity to allow comparisons to other federal databases, especially the census and national health databases. Federal agencies shall not present data on detailed categories if doing so would compromise data quality or confidentiality standards.

When collecting data on ethnicity and race, as well as sex/gender, use the categories listed to obtain the data from individuals on the basis of self-identification. Participants should be asked to identify their ethnicity and their race. The OMB recommends collecting this information using two separate questions, with ethnicity information collected first followed by race, with the option to select more than one racial designation (http://www.whitehouse.gov/omb/fedreg_directive_15). **The Inclusion Enrollment Report format is not designed for use as a data collection instrument.** Collect the data using instruments prepared for the study and use the information from the study database to fill out the Inclusion Enrollment Report. Study participants who self-identify with more than one race should be reported in the aggregate in the "More Than One Race" category.

When reporting these data to NIH, include the following items:

Part A of the Inclusion Enrollment Report:

- a) the total number of subjects in each ethnic category or who did not self-identify with an ethnic category (unknown or not reported);
- b) the total number of Hispanic or Latino and Not Hispanic or Latino subjects who selected only one category from each of the five racial categories;
- c) the total number of Hispanic or Latino and Not Hispanic or Latino subjects who selected more than one racial category reported as the number selecting “more than one race”;
- d) the total number of Hispanic or Latino and Not Hispanic or Latino subjects who did not self-identify with any racial category (unknown or not reported); and,

Part B of the Inclusion Enrollment Report:

- a) the total number of Hispanic or Latino subjects who selected only one of the five racial categories as well as Hispanic or Latino subjects who selected more than one racial category or who did not self-identify with a racial category (unknown or not reported).

In completing the race sections of the Inclusion Enrollment Report, individuals who identify as Hispanic or Latino should be included in both race tables: the table where all participants' races are reported (Part A) and the table where only the race of individuals identifying as Hispanic or Latino is reported (Part B).

Collecting and Reporting Data on Subpopulations: Each ethnic/racial group contains subpopulations that are delimited by geographic origins, national origins, and/or cultural differences. It is recognized that there are different ways of defining and reporting racial and ethnic subpopulation data. The subpopulation to which an individual is assigned depends on self-reporting of specific origins and/or cultural heritage. Attention to subpopulations also applies to individuals who self identify with more than one ethnicity or race. These ethnic/racial combinations may have biomedical, behavioral, and/or social-cultural implications related to the scientific question under study. The collection of greater detail is encouraged, e.g., on ethnic/racial subpopulations; however, any collection that uses more detail needs to be organized in such a way that the additional categories can be aggregated into the OMB categories for reporting data on ethnicity, race, and more than one race. Investigators who have data on subpopulations are encouraged to provide that information in the Comments field of the Inclusion Enrollment Report and/or in the text of their progress report.

Collecting and Reporting Data on Foreign Populations: If conducting clinical research outside of the United States, design culturally sensitive and appropriate data collection instruments that allow participants to self-identify their ethnic and/or racial affiliation. These items, however, should be designed in a way that allows the information to be aggregated into the OMB minimally required ethnic and racial categories and which will allow you to complete the inclusion enrollment report(s). **Enrollment of foreign participants should be reported to NIH in an Inclusion Enrollment Report separate from that for reporting domestic participants.**

Changes to Targeted/Planned Enrollment: If there are changes from the Targeted/Planned Enrollment Table originally approved for funding, contact your Program Officer to discuss updating/revising your Targeted/Planned Enrollment Table and address the change in Section F.3.a of the RPPR.

Reporting Data on NIH-defined Phase III Clinical Trials: If conducting an NIH-defined Phase III Clinical Trial, report on the cumulative enrollment (as described above) and indicate if data analysis has begun for the trial. If analysis has begun, report on progress made in conducting valid analyses for sex/gender, racial, and/or ethnic differences.

G.4.c ClinicalTrials.gov.

Does this project include one or more applicable clinical trials that must be registered in ClinicalTrials.gov under FDAAA?

If yes, provide the ClinicalTrials.gov identifier, NCT number (e.g., NCT00654321) for those trials.

See [What NIH Grantees Need to Know About FDAAA](#) , and FAQ [When must an applicable clinical trial be registered?](#) If the grant number was entered into [ClinicalTrials.gov](#), the

ClinicalTrials.gov identifier (NCT number) may be readily identified by using the ClinicalTrials.gov [Advanced Search](#) and entering the grant number in the *Study IDs* field.

G.4 Human Subjects

G.4.a Does the project involve human subjects? Yes No

Is the research exempt from Federal regulations? Yes No
 If yes, check appropriate exemption number(s). E1 E2 E3 E4 E5 E6

Does this project involve a clinical trial? Yes No
 If yes, is this an NIH-defined Phase III Clinical Trial? Yes No

G.4.b Inclusion Enrollment Data

Please review the box below to determine if this project meets the definition of clinical research and requires the reporting of cumulative enrollment of subjects and the distribution of sex/gender, ethnicity and race. [Click here](#) for complete instructions about this requirement. Please contact the NIH Program Official [First Name][Last Name] at email@email.com with any questions.

Inclusion Enrollment

This project does not require Inclusion Enrollment Reports. Please contact the NIH Program Official with questions.

G.4.c ClinicalTrials.gov

Does this project include one or more applicable clinical trials that must be registered in ClinicalTrials.gov under FDAAA?
 Yes No

If yes, provide the ClinicalTrials.gov identifier, NCT number (e.g., NCT00654321) for those trials.

Figure 54: RPPR Section G. Special Reporting Requirements – Question G4

G.5 Human Subjects Education Requirement.

Are there personnel on this project who are or will be newly involved in the design or conduct of human subjects research?

If yes, provide the following:

- names of individuals,
- title of the human subjects education program completed by each individual, and
- a one-sentence description of the program.

G.6 Human Embryonic Stem Cell(s).

Does this project involve human embryonic stem cells?

Only hESC lines listed as approved in the [NIH Registry](#) may be used in NIH funded research.

If yes, identify the hESC Registration number(s) from the NIH Registry.

If there is a change in the use of hESCs provide an explanation.

G.7 Vertebrate Animals

Does this project involve vertebrate animals?

G.5 Human Subjects Education Requirement

Are there personnel on this project who are or will be newly involved in the design or conduct of human subjects research?

Yes No

If yes, provide the following in the text box below (Limit is 1300 characters or approximately 1/2 of a page.)

- names of individuals,
- title of the education program completed by each individual, and
- a one sentence description of the program

Total remaining allowed limit is 1300 characters.

G.6 Human Embryonic Stem Cells (hESCs)

Does this project involve human embryonic stem cells? Yes No

Only hESC lines listed as approved in the NIH [Registry](#) may be used in NIH funded research.

If yes, identify the hESC Registration number(s) from the NIH Registry

If there is a change in the use of hESCs provide an explanation below (Limit is 700 characters or approximately 1/4 of a page.)

Total remaining allowed limit is 700 characters.

G.7 Vertebrate Animals

Does the project involve vertebrate animals? Yes No

Figure 55: RPPR Section G. Special Reporting Requirements – Questions G5 through G7

G.8 Project/Performance Sites.

If there are changes to the project/performance site(s) displayed, edit as appropriate.

One of the sites indicated must be the identified as the Primary Performance Site. If including a new Project/Performance Site where either human subjects or vertebrate animals will be involved, address the change under F.3.a or F.3.b. If a Project/Performance Site is engaged in research involving human subjects, the grantee organization is responsible for ensuring that the Project/Performance Site operates under an appropriate Federal Wide Assurance for the protection of human subjects and complies with [45 CFR Part 46](#) and other NIH human subject related policies described in Part II of the competing application instructions and the [NIH Grants Policy Statement](#).

For research involving live vertebrate animals, the grantee organization must ensure that all Project/Performance Sites hold OLAW-approved Assurances. If the grantee organization does not have an animal program or facilities and the animal work will be conducted at an institution with an Assurance, the grantee must obtain an Assurance from OLAW prior to the involvement of vertebrate animals.

G.8 Project/Performance Sites

If there are changes to the project/performance site(s) displayed below, edit as appropriate. (?)

*Required field(s)

*Organization Name

*DUNS or DUNS+4

*Address 1

Address 2

*City

*State

Province

County

*Country

*Zip Code

*Congressional District
(e.g. MD-08 for Maryland, 8th District)

*Is this the primary Project/Performance Site? Yes No

Project/Performance Sites				
Organization Names	DUNS	Congressional District	Address	Action
Primary: PRESIDENTIAL UNIVERSITY	012345678-0000	30	PRESIDENTIAL UNIVERSITY Office of Research Administration, 7777 University Drive, Our Town, MD 98765	Edit Delete
CENTRAL MEDICAL CENTER	012312312-0000	90	CENTRAL MEDICAL CENTER, 4444 Circular Center Drive, Cincinnati, OH 55555	Edit Delete

Figure 56: RPPR Section G. Special Reporting Requirements – Question G8

G.9 Foreign component.

Provide the organization name, country, and description of each foreign component.

Foreign component is defined as significant scientific activity that was performed outside of the United States, either by the grantee or by a researcher employed by a foreign organization, whether or not grant funds were expended. The following grant-related activities are significant and must be reported:

- involvement of human subjects or research with live vertebrate animals;
- extensive foreign travel by grantee project staff to collect data, or conduct surveys or sampling activities; or
- any grantee activity that may have an impact on U.S. foreign policy.

Examples of other grant-related activities that *may* be significant are:

- collaborations with investigators at a foreign site anticipated to result in co-authorship;
- use of facilities or instrumentation at a foreign site; or
- receipt of financial support or resources from a foreign entity.

Foreign travel for consultation does not meet the definition of foreign component.

G.9 Foreign Component

"Foreign component" is defined as significant scientific activity that was performed outside of the United States, either by the grantee or by a researcher employed by a foreign organization, whether or not grant funds were expended. The following grant-related activities are significant and must be reported:

- involvement of human subjects or research with live vertebrate animals;
- extensive foreign travel by grantee project staff to collect data, or conduct surveys or sampling activities; or
- any grantee activity that may have an impact on U.S. foreign policy.

Examples of other grant-related activities that may be significant are:

- collaborations with investigators at a foreign site anticipated to result in co-authorship;
- use of facilities or instrumentation at a foreign site; or
- receipt of financial support or resources from a foreign entity.

Foreign travel for consultation does not meet the definition of foreign component.

No foreign component

or provide the organization name, country, and description of each foreign component

Organization Name Country

Description of Foreign Component (Limit is 700 characters or approximately 1/4 of a page.)

Total remaining allowed limit is 700 characters.

Figure 57: RPPR Section G. Special Reporting Requirements – Question G9

G.10 Estimated unobligated balance.

G.10.a Is it anticipated that an estimated unobligated balance (including prior year carryover) will be greater than 25% of the current year’s total approved budget?

The *total approved budget* equals the current fiscal year award authorization plus any approved carryover of funds from a prior year(s). The numerator equals the total amount available for carryover and the denominator equals the current year’s total approved budget.

If yes, provide the estimated unobligated balance.

G.10.b Provide an explanation for unobligated balance.

G.10.c If authorized to carryover the balance, provide a general description of how it is anticipated that the funds will be spent. To determine carryover authorization, see the Notice of Award.

Grantees not authorized to carryover unobligated balances automatically must submit a prior approval request to the awarding IC. See instructions in NIH Grants Policy Statement Section 8.1.2.4 Carryover of Unobligated Balances.

G.11 Program Income.

Is program income anticipated during the next budget period?

If yes, provide the amount and source(s).

Program Income is defined as gross income earned by the grantee organization, a consortium participant, or a contractor under the grant that is directly generated by the grant-supported project or activity or earned as a result of the award. Program income includes, but is not limited to, income from fees for services performed; charges for the use or rental of real property, equipment or supplies acquired under the grant; the sale of commodities or items fabricated under an award; charges for research resources; registration fees for grant-supported conferences,

and license fees and royalties on patents and copyrights. Program income from license fees and royalties from copyrighted material, patents, and inventions is exempt from reporting requirements unless otherwise specified in the terms and conditions of award

G.12 F&A Costs [applicable to SNAP awards only]

Is there a change in performance sites that will affect F&A costs?

If yes, provide an explanation.

The screenshot shows a web-based form for RPPR Section G. It contains the following sections:

- G.10 Estimated Unobligated Balance**
 - G.10.a Is it anticipated that an estimated unobligated balance (including prior year carryover) will be greater than 25% of the current year's total approved budget? Yes No
 - The "total approved budget" equals the current fiscal year award authorization plus any approved carryover of funds from a prior year(s). The numerator equals the total amount available for carryover and the denominator equals the current year's total approved budget.
 - If yes, provide the estimated unobligated balance. [Text input field]
 - G.10.b Provide an explanation for unobligated balance below (Limit is 700 characters or approximately 1/4 of a page.)
 - Total remaining allowed limit is 700 characters.
 - G.10.c If authorized to carryover the balance, provide a general description of how it is anticipated that the funds will be spent. To determine carryover authorization, see the [Notice of Award](#) (Limit is 1300 characters or approximately 1/2 of a page.)
 - Total remaining allowed limit is 1300 characters.
- G.11 Program Income**
 - Is program income anticipated during the next budget period? Yes No
 - If yes, use the format below to reflect the amount and source(s)
 - Table with columns: Anticipated Amount, Source(s), Add/New, Clear
- G.12 F&A Costs**
 - Is there a change in performance sites that will affect F&A costs? Yes No
 - If yes, provide an explanation below (Limit is 1300 characters or approximately 1/2 of a page.)
 - Total remaining allowed limit is 1300 characters.

Figure 58: RPPR Section G. Special Reporting Requirements – Questions G10 through G12

6.8 Section H – Budget [applicable to non-SNAP awards only]

Follow the instructions in the SF424(R&R) Application Guide for NIH and Other PHS Agencies, Section I, 4.7 Budget Component, to complete the R&R budget, sections A-K, and the R&R Cumulative Budget, for the remainder of the project period. The budget justification should be uploaded and must include detailed justification for those line items and amounts that represent a significant change from previously recommended levels (e.g., total rebudgeting greater than 25 percent of the total award amount for this budget period). If you have subaward/consortiums, follow the SF424(R&R) instructions in Section I, 4.8 Special Instructions for Preparing Applications with a Subaward/Consortium.

7 Supplemental Instructions

The *RPPR Component Instructions* in chapter 6 apply to the following awards: D71, DP1, DP5, G08, G11, G13, P40, R00, R01, R03, R18, R21, R33, R34, R36, R37, R56, RC1, RC2, RL1, S10, S21, S22, SC1, SC2, SC3, UB1, UC2, UH1, UH2, UH3, UP5, and awards listed in Section 7.6 if they are issued under SNAP. For all other awards, see Table 1 below for supplemental instructions that either replace or are in addition to the [RPPR Component Instructions](#).

Table 1: Applicable Supplemental Instructions

Award	Applicable Supplemental Instructions
K01, K02, K05, K06, K08, K18, K22, K23, K24, K25, K26, K99, KL1	7.1 Individual Career Development (K) Awards
F05, F30, F31, F32, F33, F34, F37	7.2 Fellowship Awards
R41, R42, R43, R44, U43, U44	7.3 SBIR/STTR Awards
D43, K12, KL2, R90, RL9, T15, T32, T34, T35, T37, T90, TL1, TU2, U2R	7.4 Training Awards
D43, K30, R13, R25, RL5, T14, T36, U13, U2R	7.5 Educational Awards
G12 M01, P01, P20, P30, P40, P41, P42, P50, P51, P60, PL1, PN1, PN2, R24, R28, S06, S07, S11, U01, U10, U19, U24, U34, U41, U42, U45, U54, U56, UC7, UL1, UM1	7.6 Complex Awards

7.1 Individual Career Development (K) Awards

The [RPPR Component Instructions](#) in chapter 6 are applicable to individual Career Development Awards (K01, K02, K05, K06, K08, K18, K22, K23, K24, K25, K26, K99, KL1) with the following exceptions:

B.4 What opportunities for training and professional development has the project provided?

Describe activities such as teaching, clinical care, professional consultation, service on advisory groups, and administrative activities. Indicate percent of time spent in each of these activities and the relationship to the awardee's research career development. For awards that include a requirement to mentor others (e.g., K05 and K24), indicate the percent of time devoted to mentoring activities, individuals mentored during the reporting period, the frequency and kinds of mentoring, financial and other support provided to mentees, and the productivity of the mentoring relationship.

B. 6. What do you plan to do for the next reporting period to accomplish the goals?

Provide a timeline for the activities planned for the next year, including plans to apply for subsequent grant support. Recipients of transition awards (e.g., K22, K99) should report on

progress in identifying an independent research position. Additionally, awardees charged with mentoring others (e.g., K05, K24) should provide information describing planned mentoring activities and proposed mentees (e.g., backgrounds, interests, professional levels, etc.) sufficient to evaluate the quality of the mentoring.

C.2. Not Applicable.

C.3. Not Applicable.

D.2.e Not Applicable.

E.1 Not Applicable.

E.2 Not Applicable.

E.3 Not Applicable.

F.1 Not Applicable.

G.2 Responsible Conduct of Research

Describe the responsible conduct of research instruction received (or instruction given as a course director, discussion leader, etc., in the case of senior fellows or senior career awardees) by formal and/or informal means, during this reporting period. If instruction or participation as a course director/discussion leader occurred in a prior budget period, note the dates of occurrence. Any activities undertaken to individualize instruction appropriate to career stage should be discussed. Address the five components: Format, Subject Matter, Faculty Participation, Duration, and Frequency. Additional detailed guidance on this requirement is found in the competing application instructions.

G.3 Mentor's Report

For mentored K awards, provide a letter signed by the mentor, in PDF format, assessing the awardee's progress and performance during this reporting period, both in research and in terms of development into an independent investigator in the area of the award. Include information on the availability of support for the candidate's research project during the next budget segment. For applicable career transition awards (e.g., K22, K99), the mentor should describe the awardee's efforts to transition into a permanent research position and the sponsor's contributions to that process. If required to submit letters from more than one mentor, letters should be assembled in one PDF file. For non-mentored K awards, select "Not Applicable."

G.11 Not Applicable.

G.12 Not Applicable.

H. Budget. [Applicable to non-SNAP awards only.]

Follow the instructions for SF 424 (R&R) for K awards in SF424 Part I, section 7.6.4. Base the awardee's salary and fringe benefits request on a full-time, 12-month appointment following the guidelines in the appropriate career award instructions. Support for other personnel and amounts in other budget categories may be requested in accordance with applicable CDA guidelines.

7.2 Fellowship Awards

The [RPPR Component Instructions](#) in chapter 6 are applicable to Fellowship Awards (F05, F30, F31, F32, F33, F34, F37) with the following exceptions:

B.6 What do you plan to do during the next reporting period to accomplish the goals?

Include any course work and any important modifications to the original plans. Provide a scientific justification for any changes involving research with human subjects or vertebrate animals. A detailed description of such changes must be provided under Changes.

C.2 Not Applicable.

C.3 Not Applicable.

C.4 Not Applicable.

D.1 Not Applicable.

D.2.a Not Applicable

D.2.b Not Applicable.

D.2.e Not Applicable.

E.1 Not Applicable.

E.2 Not Applicable.

E.3 Not Applicable.

F.1 Not Applicable.

G.2 Responsible Conduct of Research

Describe the responsible conduct of research instruction received (or instruction given as a course director, discussion leader, etc., in the case of senior fellows or senior career awardees) by formal and/or informal means, during this reporting period. If instruction or participation as a course director/discussion leader occurred in a prior budget period, note the dates of occurrence. Any activities undertaken to individualize instruction appropriate to career stage should be discussed. Address the five components: Format, Subject Matter, Faculty Participation, Duration, and Frequency. Additional detailed guidance on this requirement is found in the competing application instructions.

G.3 Sponsor Comments

Provide a letter signed by the sponsor, in PDF format, assessing the quality of the research training (including academic work) and research progress made by the Fellow during this reporting period.

G. 10 Not Applicable.

G.11 Not Applicable.

G.12 Not Applicable.

H. Not Applicable.

7.3 SBIR/STTR Awards

The [RPPR Component Instructions](#) in chapter 6 are applicable to SBIR/STTR awards (R41, R42, R43, R44, U43, U44) with the following exceptions:

B.2 What was accomplished under these goals?

Goals is equivalent to *specific aims and/or milestones*.

B.3 Competitive Revisions/Administrative Supplements

For this reporting period, is there one or more Revision/Supplement associated with this award for which reporting is required?

If yes, identify the Revision(s) by grant number (e.g., 3R01CA098765-01S1) or title and describe the specific aims and/or milestones for each Revision. Include any supplements to promote or enhance diversity and re-entry, or other similar supplements to support addition of an individual or a discrete project.

B.6 What do you plan to do during the next reporting period to accomplish the goals?

For FastTrack and Phase II progress reports include a one-page abstract describing the research plan for Phase II and, as necessary, an updated commercialization plan.

C.5.a Other products

For SBIR/STTR awards commercial technologies will be addressed under Impact.

E.1 Not Applicable.

E.3 What is the impact on technology transfer?

Describe ways in which the project made an impact, or is likely to make an impact, on commercial technology or public use, including:

- transfer of results to entities in government or industry;
- instances where the research has led to the initiation of a start-up company; or
- adoption of new practices.

E.3.a Commercialization Activities.

Report on the status of commercialization activities resulting from the award:

- Nothing to report or select one or more of the following:
- Sales = \$_____
- Licensing revenue = \$_____
- 3rd Party investment since award start (Non-federal) = \$_____
- Sale of company
- Sale of technology rights
- Company merger related to product
- Joint venture agreement

- Marketing/Distribution agreement(s)
- Manufacturing agreement(s)
- R&D agreements
- Customer alliance(s)
- Other _____ [60 character limit]

E.3.b FDA Interactions.

Report on interactions with the Food and Drug Administration during the reporting period related to the technology that is the subject of the award:

- Not applicable to this technology or select one or more of the following:
- Discussion with FDA not initiated
- Discussion with the FDA initiated
 - Approval in Progress
 - Applied for approval
 - Review ongoing
 - In human clinical trials
 - Other _____
 - Approval Granted: Type _____
 - Not approved

F.1 Not Applicable.

G.2 Not Applicable.

G.3 Not Applicable.

G.12 F & A Costs. [Applicable to SNAP awards only.]

H. Budget [Applicable to non-SNAP awards only.]

Follow the instructions in the SF424(R&R) SBIR/STTR User Guide, Part I, Section 4.6 R&R Budget Component.

7.4 Training Awards – Reserved

7.5 Education Awards

The [RPPR Component Instructions](#) in chapter 6 are applicable to Education awards (D42, K30, R13, R25, RL5, T14, T36, U13, U2R) with the following exceptions:

B.4 What opportunities for training and professional development has the project provided?

Describe opportunities for training and professional development provided to anyone who worked on the project or anyone who was involved in the activities supported by the project. *Training* activities are those in which individuals with advanced professional skills and experience assist others in attaining greater proficiency. Training activities may include, for example, courses or one-on-one work with a mentor. *Professional development* activities result in increased knowledge or skill in one's area of expertise and may include workshops, conferences, seminars, study groups, and individual study. Include participation in conferences, workshops, and seminars not listed under major activities. Grantees with NIH institutional training grant awards with the following specified activity codes are required to provide program statistics for doctoral training in Table 12A: D43, TU2, T15, T32, T37, T90, U2R, U90, and U54/TL1.

For T, F, K, R25, R13, D43 and other awards or award components designed to provide training and professional development opportunities, a response is required. Do not reiterate what is reported under Accomplishments. Limit the response to this reporting period.

C.3. Not Applicable.

C.4 Not Applicable.

C.5.b Not Applicable.

E.1 What is the impact on the development of human resources?

Describe how the project made an impact or is likely to make an impact on human resource development in science, engineering, and technology. For example, how has the project: 1) provided opportunities for research and teaching in the relevant fields; 2) improved the performance, skills, or attitudes of members of underrepresented groups that will improve their access to or retention in research, teaching, or other related professions; 3) developed and disseminated new educational materials or provided scholarships; or 4) provided exposure to science and technology for practitioners, teachers, young people, or other members of the public?

E.2 Not Applicable.

E.3 Not Applicable

F.1 Changes in approach and reasons for change

Describe changes for the next budget period. Include, as appropriate, the role of external advisory committees, significant new content, procedures or experiences, and indicate how these aid in strengthening and realizing the objectives and goals of the award.

G.2 Responsible Conduct of Research

If required in the FOA for this award, describe the nature of the responsible conduct of research instruction and the extent of participant and faculty involvement. Include a description of any enhancements and/or modifications to the five instructional components (Format, Subject Matter, Faculty Participation, Duration, and Frequency) from the plan described in the competing application. Faculty members who were contributors to formal instruction in responsible conduct of research during the last budget period must be named. Additional detailed guidance on this requirement is found in the competing application instructions.

G.3 Not Applicable.

G.10 Not Applicable.

G.12 F&A Costs [Applicable to SNAP awards only.]

H. Budget. [Applicable to non-SNAP awards only.]

Follow the instructions in the SF424(R&R) Application Guide for NIH and Other PHS Agencies, Section I, 4.7 Budget Component, to complete the R&R budget, sections A-K, and the R&R Cumulative Budget, for the remainder of the project period. The budget justification should be uploaded and must include detailed justification for those line items and amounts that represent a significant change from previously recommended levels (e.g., total rebudgeting greater than 25 percent of the total award amount for this budget period). If you have subaward/consortiums, follow the SF424(R&R) instructions in Section I, 4.8 Special Instructions for Preparing Applications with a Subaward/Consortium.

7.6 Complex Awards – Reserved

7.6.1 Subcomponent (Project/Core) Instructions – Reserved

8 Assurances/Certifications

Each progress report to the PHS requires that the following policies, assurances, and/or certifications be verified by the Signing Official (or PD/PI with delegated authority for SNAP awards). These assurances are explained in Part III: Policies, Assurances, Definitions, and Other Information of the competing application instructions. Applicants and grantees must comply with a number of additional public policy requirements. Refer to your institution's research grant administrative office or the [NIH Grants Policy Statement](#) for additional information.

The policies, assurances and certifications listed below may or may not be applicable to your project, program, or type of applicant organization.

[Human Subjects Research](#)

[Research on Transplantation of Human Fetal Tissue](#)

[Research Using Human Embryonic Stem Cells](#)

[Women and Minority Inclusion Policy](#)

[Inclusion of Children Policy](#)

[ClinicalTrials.gov Requirements](#)

[Vertebrate Animals](#)

[Debarment and Suspension](#)

[Drug-Free Workplace](#)

[Lobbying](#)

[Non-Delinquency on Federal Debt](#)

[Research Misconduct](#)

[Civil Rights](#)

[Handicapped Individuals](#)

[Sex Discrimination](#)

[Age Discrimination](#)

[Recombinant DNA Research, including Human Gene Transfer Research](#)

[Financial Conflict of Interest](#) (except Phase I SBIR/STTR)

[Smoke-Free Workplace](#)

[Prohibited Research](#)

[Select Agent Research](#)

[Project Director/Principal Investigator Assurance](#)

[Impact of Grant Activities on the Environment and Historic Properties](#)

[Institutions Receiving Awards for Training of Graduate Students for Doctoral Degrees](#)

Submission of the RPPR to the agency includes the following certification:

In submitting this RPPR, the SO (or PD/PI with delegated authority), certifies that the grantee organization is in compliance with the terms and conditions specified in the Notice of Award and verifies the accuracy and validity of all administrative, fiscal, and scientific information in the progress report. The SO (or PD/PI with delegated authority) further certifies that the grantee organization will be accountable for the appropriate use of any funds awarded and for the performance of the grant-supported project or activities resulting from the progress report. Deliberate withholding, falsification, or misrepresentation of information could result in administrative actions such as withdrawal of a progress report, suspension and/or termination of an award, debarment of individuals, as well as possible criminal penalties. The grantee institution may be liable for the reimbursement of funds associated with any inappropriate or fraudulent conduct of the project activity.

9 Government Use of Information Under the Privacy Act

Privacy Act Statement. The NIH maintains application and grant records as part of a system of records as defined by the Privacy Act: NIH 09-25-0036, *Extramural Awards and Chartered Advisory Committees (IMPAC 2)*, *Contract Information (DCIS)*, and *Cooperative Agreement Information*, HHS/NIH: <http://oma.od.nih.gov/ms/privacy/pa-files/0036.htm>.