



State of Alaska Department of Fish & Game Division of Sport Fish

2011 Saltwater Charter Logbook and Vessel Registration

Vessel

Name: _____

Vessel AK. #

or

U.S.C.G. #: _____

ALL CHARTER TRIP ACTIVITY CONDUCTED FROM THIS VESSEL MUST BE RECORDED WITHIN THE LOGBOOK ASSIGNED TO THIS VESSEL

Federal rules require that the Charter Halibut Permit (CHP) number(s) be recorded on the logbook before the beginning of any trip during which halibut are caught and retained.

CHP #:

CHP HOLDER:

Please follow the INSTRUCTIONS carefully as they have changed

LOGBOOK INSPECTION

This logbook must be presented for inspection, upon request, to any representative of the Department of Fish and Game, peace officer of the state, or law enforcement representative of the National Marine Fisheries Service.

Monday to Sunday Activity During the week of:	<u>Postmarked or Received</u> by ADF&G (Mondays):
January 1 – April 3	April 11
April 4 – April 10	April 18
April 11 – April 17	April 25
April 18 – April 24	May 2
April 25 – May 1	May 9
May 2 – May 8	May 16
May 9 – May 15	May 23
May 16 – May 22	May 31
May 23 – May 29	June 6
May 30 – June 5	June 13
June 6– June 12	June 20
June 13 – June 19	June 27
June 20 – June 26	July 5
June 27 – July 3	July 11
July 4 – July 10	July 18
July 11 – July 17	July 25
July 18 – July 24	August 1
July 25 – July 31	August 8
August 1 – August 7	August 15
August 8 – August 14	August 22
August 15 – August 21	August 29
August 22 – August 28	September 6
August 29 – September 4	September 12
September 5 – September 11	September 19
September 12 – September 18	September 26
September 19 – September 25	October 3
September 26 – October 2	October 10
October 3 – October 9	October 17
October 10 – October 16	October 24
October 17 – October 23	October 31
October 24 – October 30	November 7
October 31 – November 6	November 14
November 7 – November 13	November 21
November 14 – November 20	November 28
November 21 – November 27	December 5
November 28 – December 4	December 12
December 5 – December 11	December 19
December 12 – December 18	December 27
December 19 – December 25	January 2, 2012
December 26 – December 31	January 9, 2012



INSTRUCTIONS FOR ADF&G REPRESENTATIVE:

Please forward the white copy of this form to: Sport Fish RTS, 333 Raspberry Rd., Anchorage, AK 99518-1565.

DO NOT REMOVE THE PINK COPY. THE PINK COPY MUST STAY IN THE LOGBOOK.

DO NOT ISSUE A LOGBOOK UNLESS THE APPLICANT HAS THE FOLLOWING:

- ⇒ 2011 ADF&G Sport Fish Business License
- ⇒ Current AK Vessel Number issued by DMV or Current U.S.C.G. Vessel Documentation No.

NONE OF THE ABOVE CAN BE "PENDING"

2011 ADF&G Sport Fish Business Owner and Guide License applications are available at all ADF&G offices or online at: <http://www.adfg.alaska.gov>

AK Vessel Registration information is available from Alaska Div. of Motor Vehicles at (907) 269-5551 or online at: <http://www.doa.alaska.gov/dmv/reg/boat.htm>

2011 Saltwater Sport Fish Charter Logbook Sign-Out AND Vessel Registration
Must be completed

SPORT FISH BUSINESS INFORMATION:

Name of Sport Fishing Business: _____

Sport Fish Business Owner License Number (ADF&G No.): 2011- _____

SPORT FISHING CHARTER VESSEL REGISTRATION:

⇒ DMV issued AK No. or Vessel U.S.C.G. Documentation No.: _____
(A logbook WILL NOT be issued without a current AK or U.S.C.G. number)

⇒ Vessel Name: _____
(Vessel name and AK No. or U.S.C.G. # must appear on the cover)

⇒ Primary Alaska Saltwater port from which this vessel will operate during 2011:

DEPARTMENT USE ONLY

⇒ Did you issue a Stat. Area Map? YES NO If No, Explain:

⇒ ADF&G Representative: *(print)* _____

⇒ Area Office: _____ Date of Issue: _____

WHEN TO COMPLETE A LOGBOOK

A Charter Vessel Fishing Trip is Defined as the time period between the first deployment of fishing gear into the water from a vessel with one or more paying charter vessel clients onboard and the offloading of one or more paying charter vessel clients or any harvested fish from that vessel.

A trip that consists of no paying clients, that is, all anglers are “comped”, and the guide is NOT receiving any tips or other compensation, would NOT be considered a chartered trip and a logbook data sheet should not be completed and submitted to the Alaska Dept. of Fish and Game.

Before a Trip Begins (see definition above), the Guide must Record:

- The 2011 sport fishing license number, permanent identification number (PID) or disabled veteran (DAV) license number for anyone that will fish during any part of the trip, including paying and non-paying (comped) anglers and crew.
- The first and last name of each angler in the space provided below their license number.
- The word “Youth” in the fishing license space along with the first and last name on the name line for all anglers under the age of 16. Multiple youth anglers on a trip should be recorded as Youth 1, Youth 2 etc.

Complete the logbook through the last charter trip of the season in the following manner:

Returning to a Dock:

- Complete and sign the logbook data page before offloading any fish from the vessel. If no fish were kept, complete the logbook data page before offloading any clients.

No Docking Facilities (e.g., trailered vessels):

- Complete and sign the logbook data page before the vessel or guide departs the launch/landing site AND before offloading any fish from the vessel.
- If no fish were kept, complete the logbook data page before the vessel or guide departs the launch/landing site.

No Vessel Used (aircraft, highway vehicles, walk-in, ATVs, etc.):

- Complete and sign the logbook data page before the guide leaves the fishing site. Fishing site is defined as the location where fishing activity took place.

Multiple Trips per Day:

Use a separate logbook data page for each trip of multiple trips in a day. Complete the logbook data page at the end of each trip as described above.

Multiple Day Trips:

Complete a logbook page at the end of each day on which sport fishing guide services were provided. Use a separate page for each day of the trip. Record the port or community of offloading at the end of the multiple-day trip, not the port or location where the vessel anchored or moored each night.

For example, for a five-day trip with only three days of guided fishing, three logbook pages should be submitted, all with the same port of offloading.

RETURN THE LOGBOOK DATA PAGES WEEKLY

Fishing activity that occurs prior to April 3, 2011 is due to ADF&G by April 11, 2011; all activity thereafter must be received by ADF&G **EVERY WEEK** as detailed in the schedule provided on the inside of the front cover of this book. Logbook data pages can be submitted to any regional or area ADF&G office or mailed to the address printed on the back of each logbook page.

INSTRUCTIONS FOR COMPLETING THE 2011 SALTWATER TRIP LOGBOOK PAGES

RESPONSIBILITY OF OWNER & GUIDE

It is the responsibility of the guide to ensure that daily trip activity is accurately recorded as described in these instructions.

It is the responsibility of the business owner (owner of the sport fish operator's license) to ensure that all data for fishing activities from January 1, 2011 through December 31, 2011 is submitted to ADF&G in the manner previously described.

VESSEL REGISTRATION

All vessels used in sport fishing guide activities must be registered with ADF&G. All vessels must have a current AK registration number issued by the Division of Motor Vehicles (DMV) or a U.S.C.G. documentation number prior to registering with ADF&G. **If the vessel has an AK number, the AK number must be displayed during guided fishing operations.**

VESSEL DECALS/RENEWAL TAGS

One set of ADF&G decals will be issued per registered vessel. Decals must be applied and visible on both sides of the vessel. Decals do not have to be applied directly to the hull of the vessel. Decals can be adhered to wood, fiberglass or "Plexiglas", which in turn is secured to both sides of the vessel. Decals can be transferred from one vessel to another, as long as the receiving vessel has a current AK registration number from DMV or a U.S.C.G. documentation number and has been registered with ADF&G (see contact information on page vii). Annual stickers or tags will be issued as vessels are registered and must be adhered directly to the decal in the designated area. Lost decals and tags can be replaced free of charge at any ADF&G office.

TRANSFERRING A LOGBOOK

A logbook is issued to a specific business for a specific vessel. All active vessels must be registered and issued a current year logbook from a local ADF&G office.

Logbooks may not be transferred between businesses. Only the business issued a logbook may use that logbook. If a vessel belonging to a business is borrowed, the borrowing business must acquire their own logbook.

If a different vessel is substituted for the primary vessel the original logbook can be used on the substitute vessel for up to **seven (7) consecutive days**. A temporary vessel used for a longer period of time must be issued a new logbook. ADF&G must be notified (see contact information on page vii) with the substitute vessel registration information.

All vessels engaged in fishing with clients on board must be registered and display the vessel decals.

WHAT A GUIDE MUST HAVE IN POSSESSION WHILE GUIDING

While providing sport fishing guide services, a sport fishing guide shall have the following readily available for inspection by request of a representative of the Department or a peace officer of the state:

- Valid sport fishing guide license issued by ADF&G;
- Copy of the current ADF&G sport fishing operator's (business owner) license of the guide's employer;
- Valid Alaska sport fishing license, tags, stamps or permits that are required to engage in the sport fishery for which guide services are being provided;
- Identification card issued to the sport fishing guide by a state or federal agency that bears a photo of the sport fishing guide.
- Other agencies such as the U.S. Coast Guard or National Marine Fisheries Service may have additional requirements. **It is your responsibility to determine what those requirements are.**

INSTRUCTIONS FOR COMPLETING THE 2011 SALTWATER TRIP LOGBOOK PAGES

COMPLETING EACH DATA PAGE:

TRIP INFORMATION	
Date	Record the month and day for each trip taken. If two or more trips were taken on the same day, that date will appear on as many data sheets as there were trips.
Hour Trip Ended (New in 2011)	Record the hour in which the trip ended with the offloading of clients and fish. Round to the nearest hour only: trips ending at or after 5:00 pm but before 5:31pm would be logged as 5 pm and trips ending from 5:31pm to 6:00 pm would be logged as 6 pm. Do not indicate minutes. Fill in the circle for AM or PM.
Guide License Number	The 2011 guide license number issued by ADF&G to the guide that led the fishing trip.
Charter Halibut Permit (CHP) Number and multiple Permits (New in 2011)	Record the number of the primary CHP used for the trip on the logbook data page following the preprinted CHP, write the entire number as it appears on the permit followed by the alpha character, i.e. CHP 1234A . If more than one CHP is used for a trip, check the box below the primary CHP number and record the additional CHP number(s) and CHP Holder(s) on the front cover of the logbook.
Port or Community of Off-Loading	The port or community where clients and/or fish were off-loaded at the conclusion of the trip. On a multi-day trip, indicate the community where fish and clients will be off-loaded when the trip is finished.
Primary Stat Area Fished	Report the 6-digit stat area code where most of the fish were caught or targeted. Record the stat area for salmon and/or bottomfish, depending on whether the gear and fishing methods were effectively targeting salmon, bottomfish, or both. Report only stat areas from maps provided with the logbook for this purpose.
No. of Boat Hours Fished	The number of boat hours for which at least one rod/line was fished. Record only the number of hours spent fishing, NOT hours spent running to or from fishing areas. Round to the nearest whole hour.
INDIVIDUAL ANGLER INFORMATION	
Sport Fish License No.	Before a guided sport fishing trip begins (see definition on page iii), record the 2011 Alaska Sport Fishing License number, resident PID (permanent identification number) or DAV (disabled veteran license number) of each angler, comped angler, and crew member that will be fishing. See Youth Angler instructions below.
Residency	Fill in the circle beneath AK Resident OR Non-Resident including crew and “comped” anglers.
Crew and “Comped” angler status	If applicable , next to each angler license number: <ul style="list-style-type: none"> ➤ fill in the circle if the angler is a Crew member, ➤ fill in the circle if the angler is “Comped” (guide not compensated). <p>A crew member includes the licensed guide leading the fishing trip as well as any person who, for compensation or the intent to receive compensation, provides assistance to clients of the licensed sport fishing guide on board the vessel.</p>
Angler Name	Angler’s first and last name MUST be <u>printed below the angler’s license number</u> .
Youth Anglers	For anglers under the age of 16, write the word “YOUTH” in the fishing license space AND record the first and last name on the name line. If more than one youth angler is on a trip, record them as Youth 1, Youth 2, etc.
Angler Signatures in 2C	Federal rules require that all anglers who harvest (keep) halibut in IPHC 2C must sign the logbook to verify that their information and number halibut reported dept are correct. A signature is also required of youth anglers.
Continuing Trip Information	Complete the Page <input type="checkbox"/> of <input type="checkbox"/> if more than one page is required for this trip, for example, if two pages are required to list all anglers, they would be numbered Page 1 of 2 and Page 2 of 2.

INSTRUCTIONS FOR COMPLETING THE 2011 SALTWATER TRIP LOGBOOK PAGES

RECORDING CATCH INFORMATION	
Recording Catch Information	Indicate the number of fish Kept (retained) and Released (let go) by species or group. Leave the fields BLANK if no fish were kept or released.
EXAMPLE 1: One target Salmon	If bottomfish were caught while targeting salmon only , record the number of bottomfish in the appropriate columns in the bottomfish section. The stat area and hours fished should be recorded on the salmon target species line under Trip Information. If salmon were targeted but no salmon were caught, record the stat area and boat hours fished on the salmon target species line under Trip Information.
EXAMPLE 2: One target Bottomfish (incl. Halibut)	If salmon were caught while targeting bottomfish only , record the number of salmon in the appropriate columns in the salmon section. The stat area and hours fished should be recorded on the bottomfish target species line under Trip Information. If bottomfish were targeted but no bottomfish were caught, record the stat area and boat hours fished on the bottomfish target species line under Trip Information.
EXAMPLE 3: Two targets Salmon <u>and</u> Bottomfish	Record the maximum number of boat hours spent fishing simultaneously for both salmon AND bottomfish on both the salmon and bottomfish target species lines under Trip Information. For example, if mooching or jigging for 7 hours record 7 hours in the salmon effort row, and 7 hours in the bottomfish effort row.

PROXY FISHING INSTRUCTIONS	
If an angler is also proxy fishing for a beneficiary, that angler MUST have the fishing license or PID/DAV of the person for whom he/she is fishing. Write down the license number of the recipient of the fish (beneficiary), the beneficiary's first and last name, followed by the word " Proxy " on the signature line.	
Halibut my not be taken by proxy fishing.	
Use two records on the logbook data sheet, one for the angler's license number and name and the other record for the beneficiary's license number and name. Indicate R for Resident in the adjacent column for both. Beneficiaries and those fishing for them must both be residents of Alaska.	
For permanent licenses (residents only), write down the entire license number, including the preceding alpha character, which can be a P, D, T or Z , e.g. Z50148 .	

Special Instructions and Definitions	
Charter Halibut Permit (CHP) by Trip and for the Season (New in 2011)	Federal regulations require that if one or more anglers are catching and retaining halibut in Area 2C or Area 3A, the guide MUST have a valid charter halibut permit (CHP) for the appropriate regulatory area on board the vessel at all times. Record the primary charter halibut permit number used during a trip on each page. If more than one CHP is used for a trip, check the box next to the primary CHP number. All CHP number(s) and CHP Holder(s) used during the fishing season MUST appear on the front cover of the logbook with the primary CHP number used during a trip appearing on the individual trip sheet. A CHP number needs to appear only once on the cover, but recorded on the trip sheet each time it is used.
2C/3A Operators (operators who fish both 2C and 3A for Halibut) (New in 2011)	Federal regulations prohibit retention of halibut from Area 2C and Area 3A during the same charter vessel fishing trip. Contact NOAA for additional federal halibut regulations; see page vii for contact information.
Angler Signature	Federal regulations require that every angler (including youth) who keeps halibut caught in IPHC Area 2C must sign on the angler signature line directly beneath the angler's first and last name on the front side of each page.
"Shakers"	King salmon under 28" in Southeast Alaska must be released upon capture, unless caught in designated terminal harvest areas, or allowed by emergency order.
Pelagic Rockfish	Includes black, dark and dusky rockfish (commonly called "black bass"), yellowtail, widow and blue rockfish. These species of rockfish are uniformly gray, green, brown, or black (see rockfish ID chart in your regulation booklet).
Yelloweye Rockfish	"Commonly called "red snapper." Adults primarily orange with a pale yellow line running along the lateral line, juveniles with two bold white lateral stripes. Have yellow eyes. Can grow to 36 inches in length.
Other Non-pelagic Rockfish	Includes quillback, copper, silvergray, China, tiger, and other rockfish species.
Sablefish (Black Cod)	Sablefish, commonly known as black cod, have a streamlined, elongated body, black to dark gray above fading to gray or white in the belly, with two dorsal fins and small teeth. Larger fish found in deep water, can grow to 40 inches.
Salmon Shark	This is a single species, <i>Lamna ditropis</i> . These sharks are large, firm, dark brown or black on top, with white bellies with dark blotches. Do not include spiny dogfish ("sand shark") or sleeper sharks ("mud sharks") in this category.
All Other Fish	Record all OTHER fish kept that do not fit into any listed category of fish. This column is optional and intended to assist you in keeping track of other species of fish that were kept.

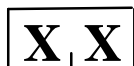
INSTRUCTIONS FOR COMPLETING THE 2011 SALTWATER TRIP LOGBOOK PAGES

ADF&G Contact Information:


Division of Sport Fish, Guide Licensing and Logbook Program in Anchorage, Alaska
 at (907) 267-2369, or 267-2390 or email: dfg.dsf.guides@alaska.gov

LOGPAGE CLARITY: 2011 logbook sheets are designed to be read by an optical scanner. Your cooperation and neatness in reporting minimizes data entry time and cost, and makes the information available sooner.

1. Use clear and legible handwriting. Print: **DO NOT** use cursive.
2. Use a black ink pen; do **NOT** use a pencil or other color pen.
3. Do **not** write in the margins.
4. Do **not** write 0's (zero) if a client **DID NOT** keep or release any fish during a trip, leave the kept and released fields blank.



NO

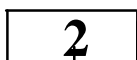


NO




NO

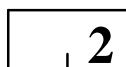
5. Contain trip information within the boxes and lines provided. Stay within the "bracketed" space allowed:



NO



NO



YES

Single digits should appear in the right hand column.

6. Keep data pages and logbook as clean as possible.

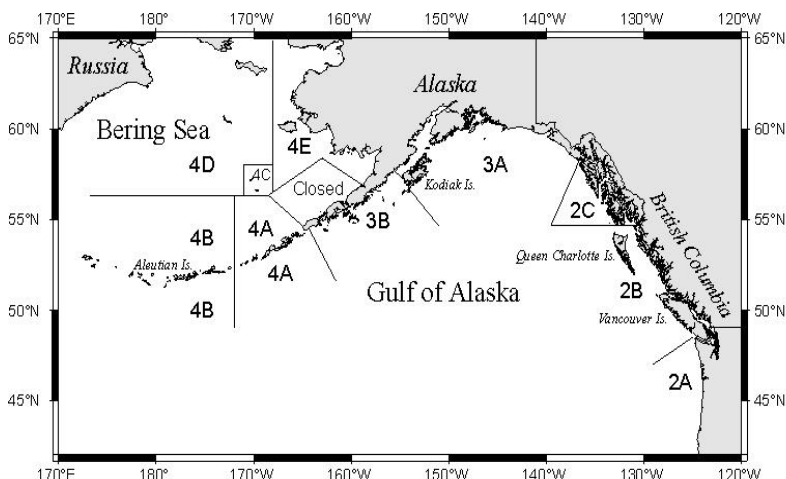
There are numerous differences between State and Federal regulations that govern charter fishing in 2C and 3A, for which all operators must be aware of, and operate under. For Additional information on federal charter logbook requirements for halibut, call NOAA Fisheries Office for Law Enforcement (907) 586-7225.

You must comply with the federal halibut regulations described at:

<http://alaskafisheries.noaa.gov/regs/summary.htm> and <http://www.iphc.int>

A summary of the charter halibut fishery federal regulations is available at:

<http://alaskafisheries.noaa.gov/sustainablefisheries/halibut/sport.htm>





New! This is now the hour in which the trip ENDED.

TRIP INFORMATION

Both salmon and bottomfish were targeted. This was a 7 hour trip, 3 hours were spent targeting salmon, 4 hours were spent targeting bottomfish.

Complete this section on additional pages for trips with more than 5 in the same trip.

DATE FISHED: 7 / 12 2011 6 AM PM

Salmon: 1 1 2 1 2 0 3
Primary Statistical Area Hours Fished

2011 GUIDE LICENSE #: 1 2 8 2 8

Bottomfish: 1 1 2 1 2 0 4
Primary Statistical Area Hours Fished

CHARTER HALIBUT PERMIT (CHP) NUMBER:

New! The complete CHP number MUST be provided. This operator is using more than one CHP on this trip.

COMMUNITY OR PORT WHERE TRIP ENDED: JUNE AU

INDIVIDUAL ANGLER AND CATCH INFORMATION

Complete one row below for each angler who fished this trip.

Record sport fishing license number, printed name AND Alaska residency status for all anglers.

Write "YOUTH" in license number field for anglers under 16.

	AK Resident	Non - Resident	Comped Crew	Kept / Released	SALMON						BOTTOMFISH					
					King (28" & larger)	King (under 28")	Coho	Sockeye	Other Salmon	Halibut	Lingcod	Pelagic Rockfish	Yelloweye Rockfish	Nonpelagic Rockfish (excluding Yelloweye)	Sablefish (Black Cod)	Salmon Shark

1. 1 0 4 2 8 4 5

License Number

LARRY LURE

First Name / Last Name

Larry Lure

Signature

This angler must provide a signature if halibut were kept in Area 2C.

2. 1 2 3 2 2 5 5

License Number

IGOT HALIBUT

First Name / Last Name

Igot Halibut

Signature

Next to EVERY fishing license number: Fill in the circle for Nonresident or Resident.

3. 1 3 5 9 9 6 7

License Number

DOUG DRIFT

First Name / Last Name

Doug Drift

Signature

Fill in the circle if the angler is "Comped" or nonpaying. Fill in "Crew" if the angler is a crew member. Doug Drift: is a "comped" resident angler.

4. YOUTH

License Number

BRYAN BAITER

First Name / Last Name

Bryan Baiter

Signature

Youth angler kept a halibut in Area 2C and must sign on the signature line.

One fish of a species or group not listed on this form was kept. This information is optional.

5. 1 9 5 5 0 0 2

License Number

FRANK FISHER

First Name / Last Name

Proxy

Signature

This license holder had another angler proxy fish for him. Record the beneficiary's license number, first and last name, and write "PROXY" on the signature line.

The guide must sign the bottom of every logsheet for each trip he/she was in charge of.



TRIP INFORMATION

Complete this section for every trip. Continue on additional pages for trips with more than six anglers in the same trip.

DATE FISHED: / 2011 AM PM
Month Day Hour Trip Ended

2011 GUIDE LICENSE #: (assigned to you by ADF&G)

CHARTER HALIBUT PERMIT (CHP) NUMBER: (check box if more than one CHP is being used on this trip)

CHP

FOR OFFICE USE ONLY
Total Anglers

TARGETED SPECIES / LOCATION FISHED: (where most fish species were caught)

Salmon: Primary Statistical Area Hours Fished

Bottomfish: Primary Statistical Area Hours Fished

COMMUNITY OR PORT WHERE TRIP ENDED: (where fish or clients were off-loaded from vessel)

INDIVIDUAL ANGLER AND CATCH INFORMATION

Complete one row below for each angler who fished this trip. Record sport fishing license number, printed name AND Alaska residency status for all anglers. Write "YOUTH" in license number field for anglers under 16.

Table with columns for Residency (AK Resident, Non-Resident, Comped, Crew), Status (Kept/Released), Species (King, Coho, Sockeye, etc.), and Catch counts. Includes rows 1-6 for individual anglers.

Form 11-540 (01-2011)

CERTIFICATION: I certify that the information provided herein is accurate and true. Falsification or omission of information on this form is punishable under AS 11.56.210(a) and 5 AAC 75.076.

