



**FORENSICS @ NIST**  
November 28-30, 2012 • #NISTForensics

# Exploring DNA Extraction Efficiency

**Erica Butts**

Research Biologist, Applied Genetics Group

**Forensics@NIST 2012 Meeting**

Gaithersburg, MD

November 28, 2012

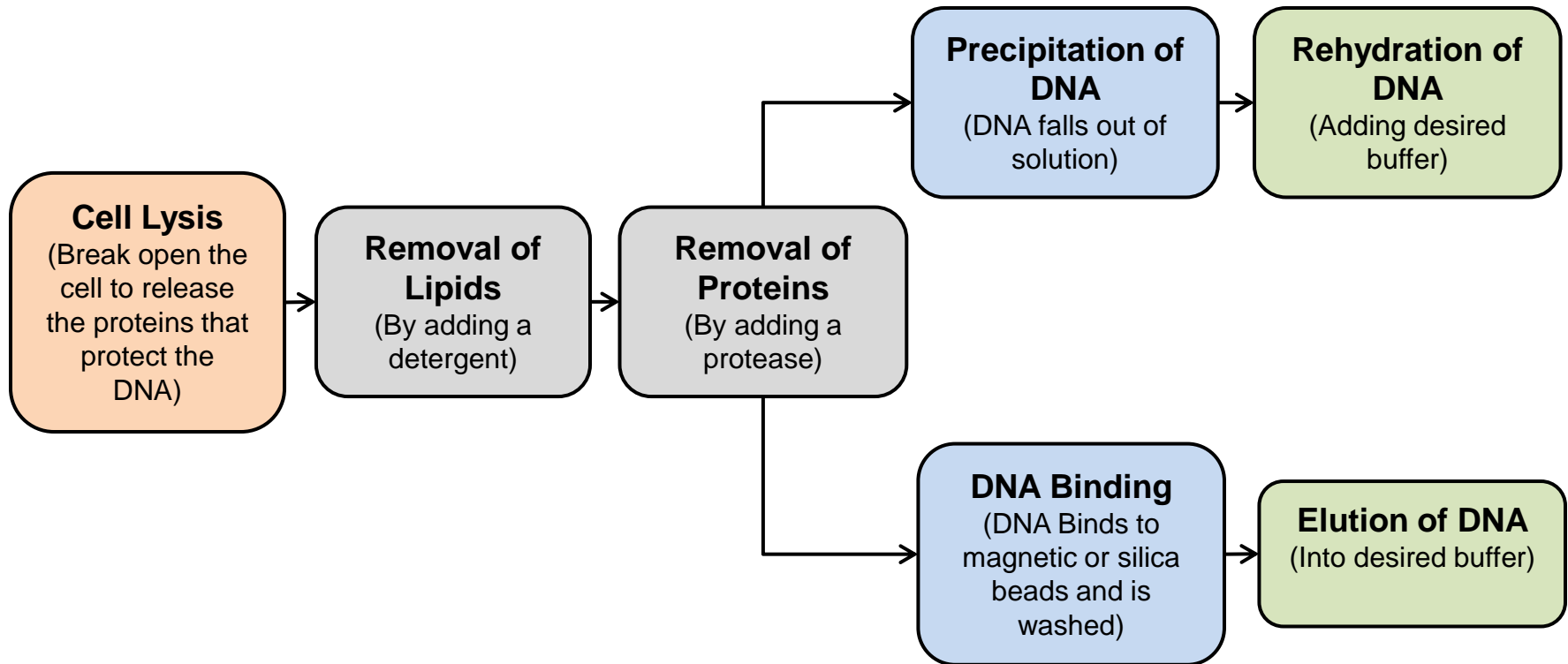


# Outline

- Define DNA extraction
- Downstream concerns for DNA extraction
- Methods used to evaluate extraction efficiencies
- Define absolute extraction efficiency
- What can we learn from absolute extraction efficiency?
- Alternate approaches to extraction

# DNA Extraction

DNA extraction is the first step after collection in the DNA typing process



Purification methods are often used to try to eliminate the presence of additional proteins, lipids, and inhibitors

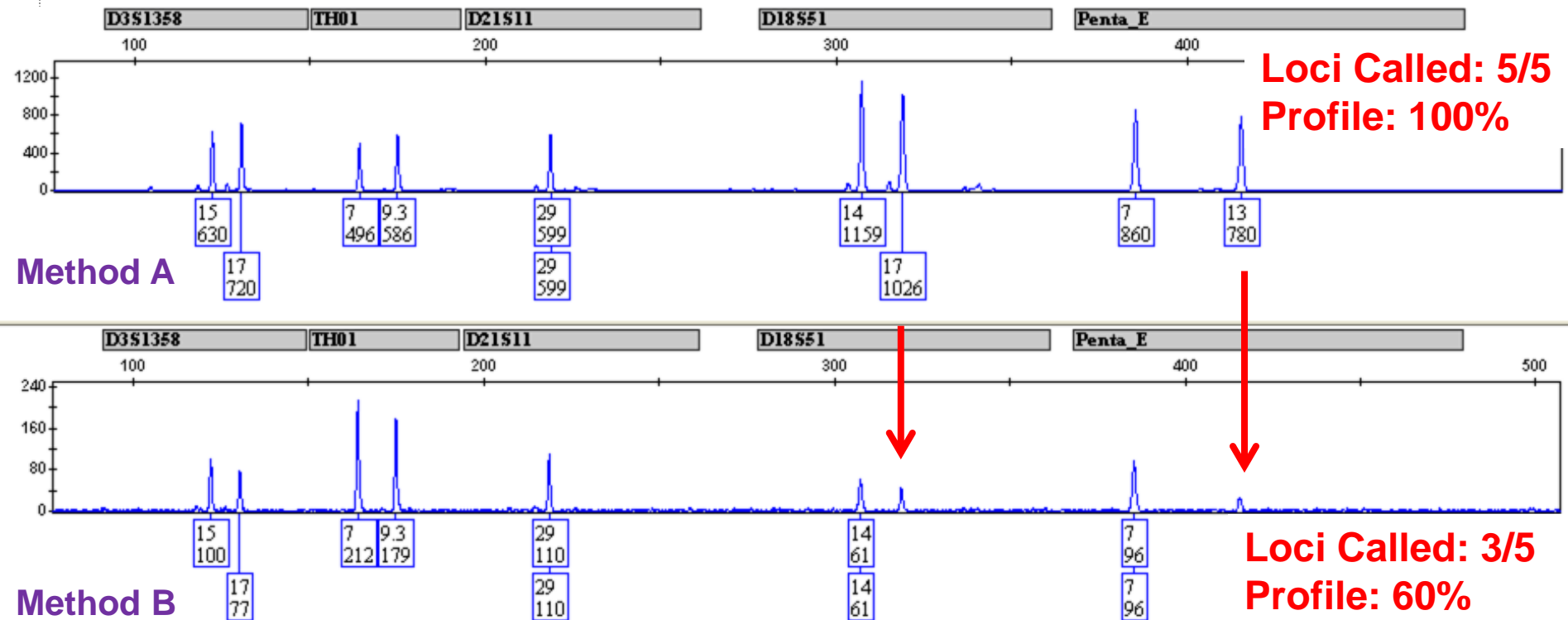
# Challenges of DNA Extraction

- Organic extraction processes (manual) involves **hazardous chemicals** such as phenol and chloroform
- Liquid handling steps may increase risk for **contamination** and **loss of sample**
  - Employing robotics can decrease this challenge
- **Inhibitors** found in the original sample may be carried through the extraction process
  - Inhibitors may **reduce the PCR efficiency** of assays being used
- Two common PCR inhibitors found in forensic samples
  - Hemoglobin (Blood)
  - Indigo dye (Denim)



# Definition of Relative Extraction Efficiency

- Recovery compared to another method of extraction (often organic)
- Defined using several different metrics
  - Full vs. Partial STR Profiles
  - Number of loci successfully genotyped (percent of profile obtained)



# Limitations of Relative Efficiency Metrics

- Measures end point of genotyping process
  - Efficiency of STR genotyping
- Does not reflect the absolute efficiency of only the extraction process
- Does not account for the **initial amount** DNA present in the sample
  - In forensic samples the true amount of starting material is unknown due to the source of the sample

# Absolute Extraction Efficiency

- The ratio of the **amount of DNA recovered (quantitated)** to the **original amount of DNA (known)** after extraction
- This offers the ability to evaluate the absolute efficiency of the extraction
- **The original amount needs to be known**

# Testing Absolute Extraction Efficiency

Placing a **known amount** of DNA into the extraction process and determine the amount recovered

---

## DNA Sources:

**Highly characterized extracted DNA:** Varying amounts added to sterile swabs (n=18 per quantity)

**Known quant value:** 52.44 ng/ $\mu$ L

Ranges from 1500 ng to 100 ng

**Human epithelial cell lines\*:** 100  $\mu$ L of a cell suspension swabbed from Teflon tube (n=12 per quantity)

**Number of cells determined through flow cytometry**

Ranges from 1200 ng to 300 ng of DNA

**Whole blood\*:** Seven volumes of whole blood tested (n=2 per volume)

Ranges from 4800 ng to 24 ng of DNA

\*Assume 6 pg of DNA per cell







# Extraction Methods



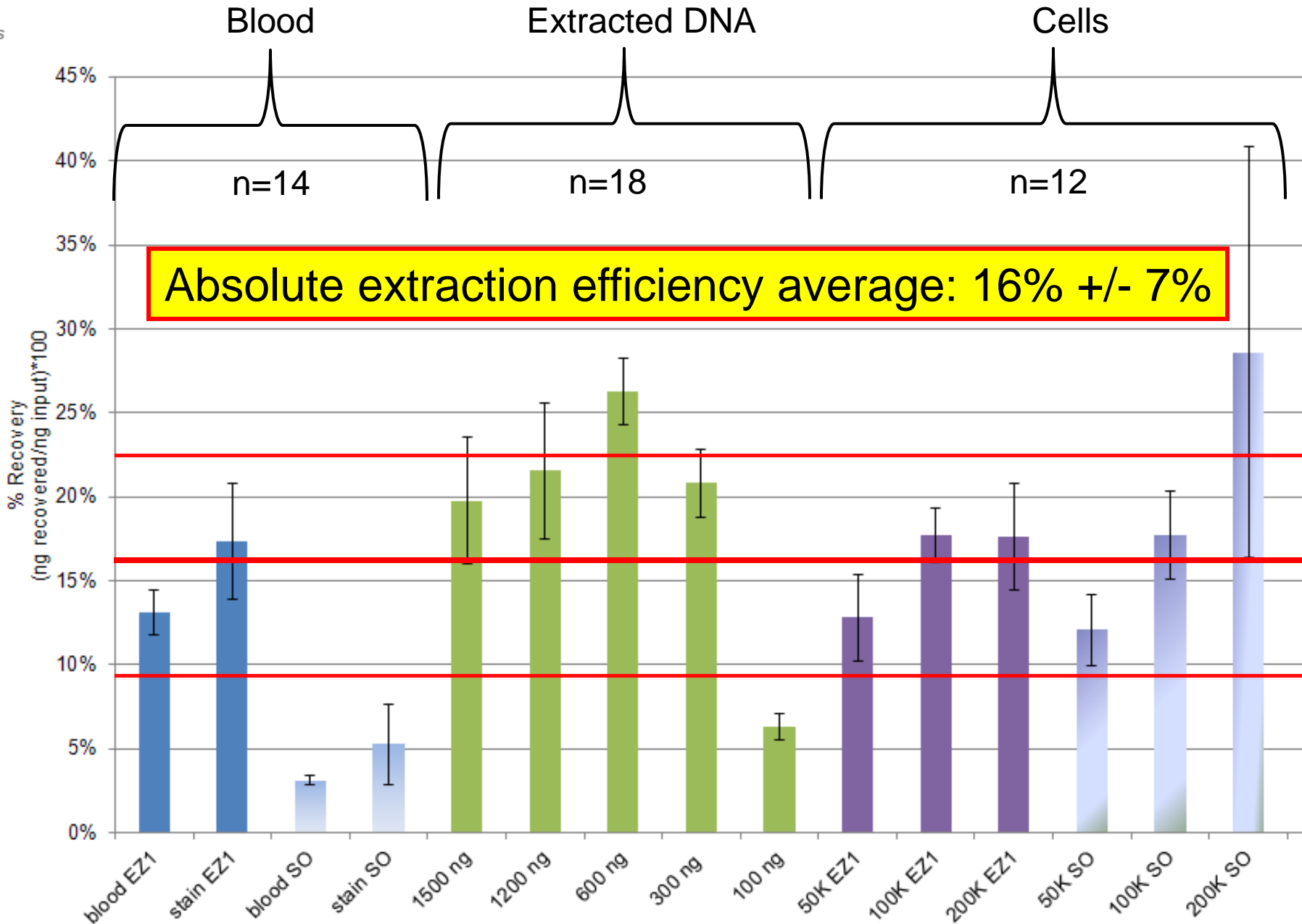
## Qiagen EZ1 Advanced XL

- **Swabs & Blood Stains**
  - Pretreated with a Pro K digest and G2 Buffer at 56 °C for 15 minutes
  - Pro K inactivation at 95 °C for 5 minutes
- **Whole Blood**
  - Total sample volume brought up to 200 µL with G2 Buffer
- Eluted with 100 µL TE

## Modified Salt Out

- Manual extraction process
- Involves a Proteinase K digest
- Saturated Ammonium Acetate solution to separate DNA
- Absolute Ethanol wash to precipitate DNA
- Rehydrated with 100 µL TE

# Extraction Efficiency Across All Samples



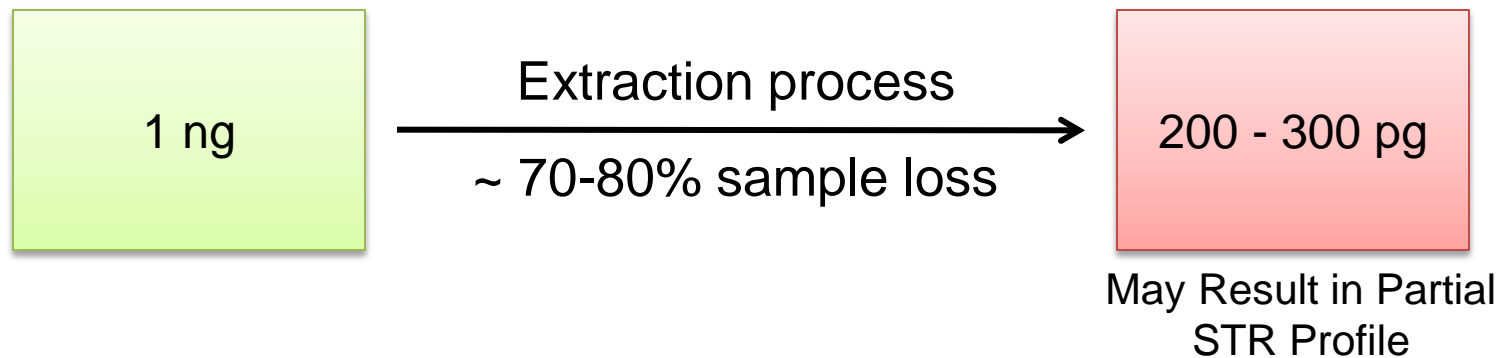
# Summary of Absolute Extraction Efficiency

- **Our experiments**: 16% +/- 7% average absolute extraction efficiency (Range from 4% to 41%)
- **Literature studies**: 16-33% absolute extraction efficiency
  - A. Colussi et al. “Efficiency of DNA IQ System in recovering semen from cotton swab.” Forensic Science International: Genetics Supplement Series 2 (2009) 87-88.
  - R. Kishore et al. “Optimization of DNA Extraction from Low-Yield and Degraded Samples Using the BioRobot EZ1 ad BioRobot M48.” J Forensic Sci, September 2006, Vol. 51, No 5.
  - Y.C. Swaran, L. Welch, “A comparison between direct PCR and extraction to generate DNA profiles from samples retrieved from various substrates.” Forensic Sci. Int. Genetics. May 2012, Vol. 6, No. 3.
- **Loss of about 70-85%** of initial sample during the extraction process
- Loss is **independent of extraction method or source of DNA** (i.e. blood, cells, previously extracted)



# Why Does This Matter?

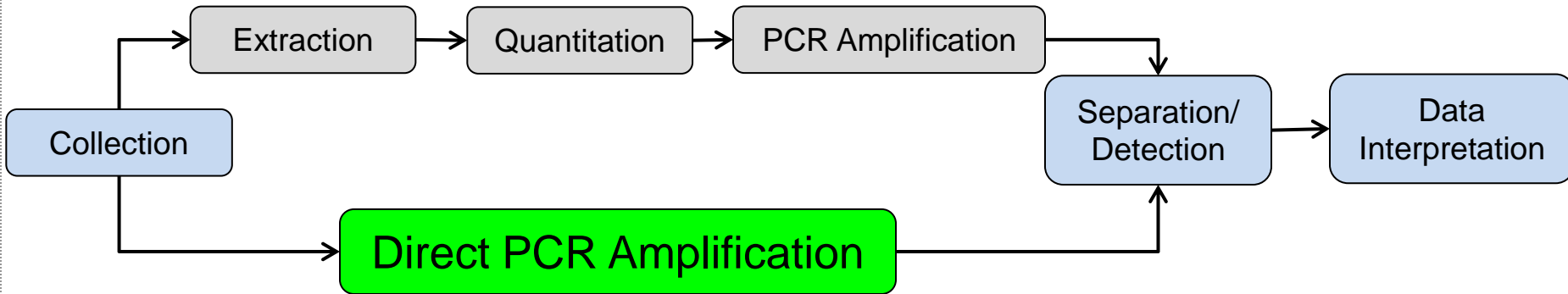
- A majority of sample is lost during extraction
  - Minimal impact on reference samples
  - Enough DNA is recovered for an STR profile
- Low extraction efficiency could result in lower sample quantity which may fail to yield full STR profiles



# Is it possible to bypass extraction?

Alternate Extraction Techniques  
&  
Direct PCR

# Direct PCR



- **Direct PCR** kits commercially available
  - Improved polymerase/master mix help limit inhibition
  - Eliminates the need for purification
  - Higher sensitivity
  - Optimized for samples on FTA Cards
    - Pretreatment protocols for other substrates

# Alternate Techniques for Direct PCR

**Pretreatment steps aid in breaking open the cell to lyse the DNA without purification**

- **Buccal Swab Pretreatment for Direct PCR**

- Prep-N-Go Solution (Life Technologies)
- SwabSolution Reagent (Promega)



- **Blood Stains on non-FTA paper Pretreatment for Direct PCR**

- Prep-N-Go Solution (Life Technologies)
- PunchSolution Reagent (Promega)






# Buccal Swab Pretreatment

## Prep-N-Go Solution

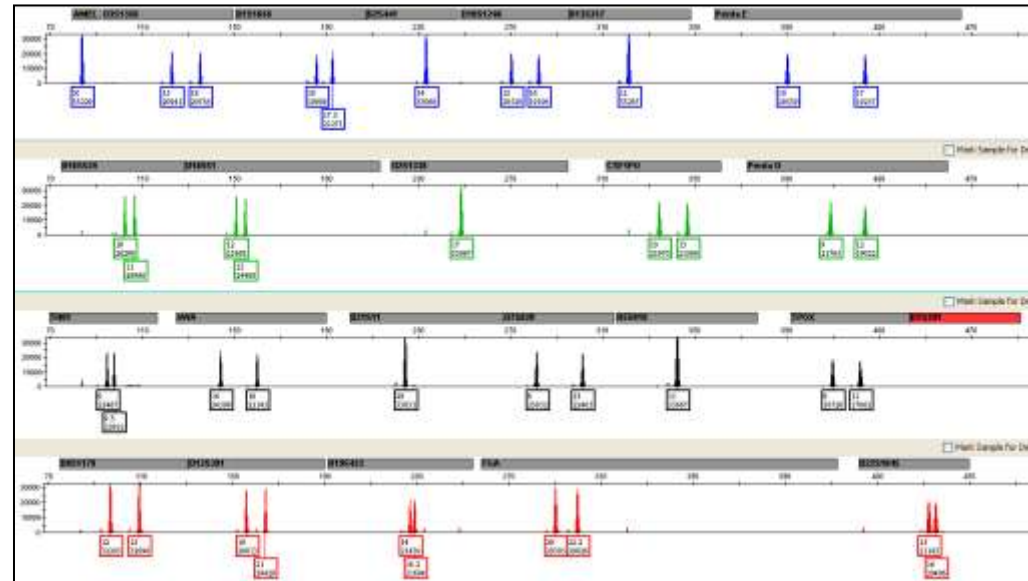
- Incubate swab at room temperature in 400  $\mu$ L Prep-n-Go Buffer
- 3  $\mu$ L extract solution added directly to PCR



Life Technologies: GlobalFiler

## SwabSolution Reagent

- Incubate swab at 70 °C for 30 minutes in 1 mL SwabSolution Reagent
- 2  $\mu$ L extract solution added directly to PCR



Promega: PowerPlex Fusion





# Overall Conclusions

## Absolute Extraction Efficiency

- **16% 7% recovery yield** when evaluating absolute extraction efficiency
  - Independent of extraction method or DNA source
- Extraction chemistries could be optimized to increase yield

## Direct PCR

- Direct PCR with pretreatment applications are an effective way to **bypass low extraction efficiencies** for reference samples.
  - The need for a quantitation step **prevents casework** from applying direct PCR techniques
  - Complete STR profiles can be generated from non-FTA substrates

# Acknowledgments

## NIST Team for This Work

Funding from the **FBI Biometrics Center of Excellence** 'Forensic DNA Typing as a Biometric Tool'



Pete Vallone



Margaret Kline

Funding from the **National Institute of Justice (NIJ)** through NIST Office of Law Enforcement Standards



Contact Info:

[erica.butts@nist.gov](mailto:erica.butts@nist.gov)

301-975-5107



**NIST Disclaimer:** Certain commercial equipment, instruments and materials are identified in order to specify experimental procedures as completely as possible. In no case does such identification imply a recommendation or it imply that any of the materials, instruments or equipment identified are necessarily the best available for the purpose.

**Points of view are those of the presenters** and do not necessarily represent the official position of the National Institute of Standards and Technology or the U.S. Department of Justice.