

UNALASKA FLEET COOPERATIVE

Alaska Rose
Morning Rose
Destination
Great Pacific
Messiah
Morning Star

P.O. BOX 5030 • SEATTLE, WASHINGTON 98105-0030
Phone: 206 547-2100
Fax: 206 547-5056

Ms Amy
Progress
Sea Wolf
Vanguard
Western Dawn

January 11, 2002

Mr. Chris Oliver
North Pacific Fishery
Management Council
605 West 4th Avenue, Suite 306
Anchorage, AK 99501-2252

RECEIVED
JAN 14 2002
N.P.F.M.C.

RE: Unalaska Fleet Cooperative
Final Report 2001

Dear Mr. Oliver:

We have reviewed our draft co-op report sent earlier. The only changes we found necessary to make were to change preliminary to final and date it January 1, 2002. A copy of this report is enclosed.

If anything further is needed, please contact me.

Regards,

Kenneth Tippet
KenT@wardscope.com

KAT/lw
enclosure

cc John @... ..

2001

FINAL REPORT

UNALASKA FLEET COOPERATIVE

Presented to the North Pacific Fisheries Management Council
January 1, 2002

Prepared by Sylvia Ettefagh

TABLE OF CONTENTS

	PAGE
I. INTRODUCTION	1
II. UNALASKA FLEET COOPERATIVE	2
A. Membership	2
B. In Season Management	3
III. AFA POLLOCK	4
A. Initial Allocation of Bering Sea Pollock	4
B. Allocation to the Fleet	5
C. Initial Intra Coop Allocation	6
D. Transfers and Harvest	7
E. Directed Pollock Fishery – Catch and Bycatch	8
IV. SIDEBOARDS AND THE INTERCOOP AGREEMENT	
A. Management	9
B. PSC Management	10
1. Monitoring	10
2. Sea Lion RPAs	11
3. Penalties	11
4. Transfers	11

5. Chum Salmon Management Plan	11
C. Bering Sea Directed Cod – Catch and Bycatch	12
D. Gulf of Alaska Directed Pollock – Catch and Bycatch	13
E. Gulf of Alaska Directed Cod – Catch and Bycatch	14
F. Gulf of Alaska Directed Shallow Water Flatfish Catch and Bycatch	15
G. Gulf of Alaska Directed Deep Water Flatfish Catch and Bycatch	16
H. Gulf of Alaska Directed Pacific Ocean Perch Catch and Bycatch	17
I. Gulf of Alaska Directed Northern Rockfish – Catch Catch and Bycatch	18

I. INTRODUCTION

In response to a large expanding and overcapitalized fleet competing for Pollock in an Olympic system, congress provided capital for the retirement of nine catcher processor vessels through the American Fisheries Act (AFA.) The Bering Sea Pollock allocation is distributed to cooperatives in the various sectors based on a formula in accordance to the AFA. Vessels qualified for AFA status were required to submit their request by December of 2000 for participation in the 2001 Bering Sea Pollock fishery. Those vessels qualified for AFA status who opted not to join cooperatives were then able to participate in the Bering Sea Pollock fishery in the open access sector. 2001 marked the second year of cooperatives in the inshore fishery.

The Unalaska Fleet Cooperative is one of seven inshore cooperatives formed in December 1999 in accordance to the directives set forth by congress in the AFA. Our objective is to reduce the competition for fish thereby promoting economic stability and safety for all members, fishermen and vessels. In our second year of operation we continued to expand our management to increase utilization of the fishery while decreasing bycatch. By utilizing the flexibility accorded us through the AFA, we were able to continue increasing the quality of our catch and the efficiency of our operation.

In compliance with AFA regulations, this report is submitted as a preliminary summary of harvest and cooperative performance for the 2001 fishing season in the Bering Sea and the Gulf of Alaska. Catch figures have been provided by Sea State Inc. and from internal catch statistics as calculated by the cooperative manager.

Catch statistics are separated into two sections, the Bering Sea AFA Pollock fishery and the sideboard fisheries in both the Bering Sea and the Gulf of Alaska. Included are tables reporting distribution and catch of AFA Pollock by member vessels. All target species, aggregate groundfish bycatch and prohibited species catch (PSC) are tabulated for each target fishery on a per vessel basis.

II. UNALASKA FLEET COOPERATIVE

A. MEMBERSHIP

The Unalaska Fleet Cooperative was formed in December of 1999 to obtain a specific allocation of Pollock in the Bering Sea and Aleutian Islands based on the landed history of member vessels in 1995, 1996 and 1997. The allocated amount would then be distributed among member vessels as per agreement in the bylaws of the cooperative. Our primary goal is to reduce and utilize non-target species bycatch in a responsible fashion. Members strive to reduce incidental bycatch of prohibited species through fishing practices and use of research and development of new gear and techniques. Membership consists of persons or entities that qualify to form a fishery cooperative associated with the Alyeska Seafood Inc plant in Unalaska under section 2 10(b) of the American Fisheries Act.

MEMBER	VESSEL	LOA	AFA PERMIT NUMBER	COD EXEMPT STATUS
Alaska Rose L.P.	Alaska Rose	124'	515	Non exempt
Bering Rose L.P.	Bering Rose	124'	516	Non exempt
F/V Destination Limited Partnership	Destination	180'	3988	Non exempt
Great Pacific Limited Partnership	Great Pacific	124'	511	Non exempt
Morning Star L.P.	Morning Star	148'	208	Non exempt
Rondy's Inc. and Seamate, Inc.	Progress	114'	512	Non exempt
Futura Fisheries Inc.	Vanguard	94'	519	Mothership
F/V Western Dawn, LLC	Western Dawn	113'	134	Mothership
Kendrick Bay L.P.	Sea Wolf	143'	1652	Non exempt
F/V Ms Amy and Messiah, L.P.	Ms Amy	90'	2904	Non exempt
F/V Ms Amy and Messiah, L.P.	Messiah	90'	6081	Exempt

B. IN SEASON MANAGEMENT

Fishing strategies and plans were developed to improve resource utilization. A manager was contracted to verify catch histories for Pollock and all sideboard species in both the Bering Sea/Aleutian Islands and the Gulf of Alaska and perform in season management of the fleet based on catch trends and fleet operations. Upon verification of histories, associated sideboard caps and cooperative Pollock allocations were then distributed among the coop fleet based on individual vessel landed catch histories using the same criteria as NMFS for each fishery.

The manager was present in Dutch Harbor during the fishing season to monitor the catch of Pollock and sideboard species. Additional responsibilities include guiding the fleet in understanding the coop structure and objectives, gathering and analyzing data to help vessel captains reduce bycatch, and identifying and initiating change in accordance with those objectives. Bycatch reduction Weekly updates informed the membership of the overall standing of the fleet and coop related interactions. Communications were maintained with the captains, crews and the plant manager resulting in an orderly harvest of fish to meet increased utilization goals.

All deliveries were monitored and recorded both on a fleet and by vessel basis. Captains were presented with a one page spreadsheet outlining directed catch, by catch, prohibited species catch numbers and rates, and amount of allocation remaining. Bycatch was monitored on a per delivery basis, and information relayed to the fleet in a timely manner via satellite communications. Overall fleet catch, adjusted prohibited species catches, sideboard amounts were also monitored, as per processor daily electronic reporting, by Sea Sate Inc and data was posted on a web site. All parties compared in house data with this data on a weekly basis to reconcile accounting.

Transfer agreements were negotiated within the cooperative to facilitate the efficient use of allocations. Members were allowed to transfer shares of pollock to other members within the coop by first contacting the manager to verify the amount to be transferred. The manager then prepared a transfer agreement to be signed by representatives of both vessels and the manager. Upon completion of the documents, the fleet and individual vessel spreadsheets were adjusted to reflect the change. The manager also advised members to initiate transfers based on remaining allocations, hold capacity, fishing grounds, fish size and quality.

III. AFA POLLOCK

A. INITIAL ALLOCATION OF BERING SEA POLLOCK

In 2001 the initial allocation of pollock was restricted to the Bering Sea only. Aleutian Islands stocks were available as incidental catch in other fisheries only. The established TAC of 1,400,000 metric tons was allocated based on established schedules as follows:

TAC	1,400,000
CDQ – 10%	140,000
INCIDENTAL CATCH ALLOWANCE – 5%	50,400
* OFFSHORE – 40%	483,840
* MOTHERSHIP – 10%	120,960
* INSHORE – 50%	604,800

* Amounts calculated after deductions

for CDQ and ICA

The inshore cooperative TAC was further split between those vessels in cooperatives and vessels not in cooperatives (open access.) In September 12,000 MT of Pollock was released from the Incidental Catch Allowance (ICA.) This additional amount was distributed based on the percentages listed above. The total catch available to the inshore sector was therefore increased to 610,800 MT.

B. ALLOCATION TO THE UNALASKA FLEET COOPERATIVE.

Cooperative allocations were based on the aggregate catch of member vessels during the best two of three years during 1995-1997. The total of all coops was then subtracted from the total inshore allocation to determine the open access quota. The overall cooperative shares were adjusted as compared to 2000 to reflect changes in the number of vessels meeting the AFA deadline, some cooperatives memberships and a review by NMFS of AFA vessel histories.

COOPERATIVE	SUM OF MEMBER VESSEL HISTORIES	PERCENTAGE OF INSHORE ALLOCATION	2001 ALLOCATION - INCLUDING TAC RELEASE
Akutan Catcher Vessel Association	249,800	28.682%	175,187
Arctic Enterprise Association	51,022	5.858%	35,782
Northern Victor Fleet Cooperative	72,517	8.326%	50,857
Peter Pan Fleet Cooperative	15,347	1.762%	10,763
Unalaska Fleet Cooperative	106,737	12.255%	74,856
Unisea Fleet Cooperative	212,608	24.411%	149,104
Westward Fleet Cooperative	160,257	18.400%	112,390
Open Access	2,652	0.304%	1,861
TOTAL	870,940	100.000%	610,800

C. INITIAL ALLOCATION TO VESSELS WITHIN THE UNALASKA COOPERATIVE

Vessels within the cooperative received initial allocations based on their catch histories in the best two of three years in 1995-1997. For the A and B seasons each vessel's share was determined as a percentage of the total of the best two years landed catch of each vessel. C and D season percentages were revised to reflect changes in approved catch histories. Adjustments were made to each vessels share to correct for allocation changes as a result of the NMFS review of vessel histories. The following table includes distributions as a percentage of the ICA rollover.

VESSEL	2001 MT	COOP % A/B	COOP % C/D
ALASKA ROSE	10,276	13.598%	13.809%
BERING ROSE	10,535	13.967%	14.140%
DESTINATION	13,140	17.387%	17.660%
GREAT PACIFIC	7,545	9.984%	10.141%
MESSIAH	1,398	1.850%	1.879%
MORNING STAR	10,364	13.714%	13.929%
Ms. AMY	3,008	4.038%	4.005%
PROGRESS	6,581	9.564%	8.300%
SEA WOLF	9,254	12.252%	12.432%
VANGUARD	344	0.456%	0.463%
WESTERN DAWN	2,412	3.191%	3.242%
TOTAL	74,856	100.000%	100.000%

D. UNALASKA FLEET COOPERATIVE 2001 ALLOCATIONS – TRANSFERS AND HARVEST

VESSEL	2001 ALLOCATIONS				TOTAL	HARVEST ³	REMAINING ⁴ ALLOCATION
	INITIAL ¹	ADJUSTMENTS ²	TRANSFERS	TOTAL			
ALASKA ROSE	10337.15	64.89	937.89	11339.94	11,261.18	78.76	
BERING ROSE	10584.71	63.10	721.95	11369.76	11,322.47	47.29	
DESTINATION	13219.49	85.15	1256.62	14561.26	14,485.43	75.83	
GREAT PACIFIC	7590.87	48.86	551.08	8190.81	8,143.77	47.04	
MESSIAH	1406.81	-44.45	-1369.52	-7.16	0	-7.16	
MORNING STAR	10426.92	64.53	145.25	10636.70	10,574.39	62.31	
Ms. AMY	2998.06	-58.32	-2933.28	6.46	0	6.46	
PROGRESS	6212.81	-291.50	-17.61	5903.70	6,268.24	-364.54	
SEA WOLF	9306.24	49.54	893.42	10249.20	10,191.92	57.28	
VANGUARD	346.44	2.22	-96.99	251.67	244.80	6.87	
WESTERN DAWN	2426.50	15.87	-88.34	2354.03	2,324.04	29.99	
TOTAL	74856.00	-0.11	0.48	74856.37	74,816.23	40.13	

Members were allowed to transfer allocation within the coop to increase the efficiency of the fleet. Both the individual member and the coop manager initiated transfers.

1. Initial allocations are based on revised distributions percentages as of the June 2001 review of vessel catch histories.
2. Adjustments reflect changes in 2000 distributions based on final vessel catch histories determined in June 2001.
3. Harvest includes landed Pollock only.
4. Remaining allocation includes differences due to changes in distribution within the coop as a result of the June 2001 NMFS review of vessel catch histories.

E. UNALASKA FLEET COOPERATIVE 2001 BERING SEA – AFA DIRECTED POLLOCK FISHERY – CATCH AND BYCATCH

Vessel	Landed Pollock	Total Groundfish Catch	Halibut Bycatch	Halibut Mortality	Chinook No.	Other Salmon No.	Red King crab No.	Bairdi No.	Other Tanner No.	Herring Wt
ALASKA ROSE	11,261.18	11,324.94	2.19	1.90	305.31	662.52	4.23	1.54	17.41	1.08
BERING ROSE	11,322.47	11,443.61	2.27	1.98	294.23	580.78	2.45	1.76	7.55	1.27
DESTINATION	14,485.43	14,590.51	2.69	2.34	429.47	759.10	3.69	2.74	13.50	0.78
GREAT PACIFIC	8,143.77	8,192.56	1.82	1.58	303.18	385.09	2.24	1.04	0.74	0.42
MORNING STAR	10,574.39	10,642.81	2.03	1.77	268.48	598.73	3.43	1.80	7.98	0.67
PROGRESS	6,268.24	6,307.91	1.30	1.13	197.16	283.49	2.52	0.96	5.73	0.41
SEA WOLF	10,191.92	10,280.12	1.88	1.64	276.03	555.48	3.96	1.47	6.52	0.70
VANGUARD	244.80	245.33	0.03	0.03	1.70	6.57	0.00	0.05	0.05	0.07
WESTERN DAWN	2,324.04	2,329.29	0.30	0.26	40.09	113.50	0.15	0.49	3.43	0.19
FLEET TOTAL	74,816.23	75,357.09	14.50	12.62	2,115.66	3,945.26	22.67	11.85	62.91	5.59

Historical Salmon migration patterns, PSC catch rates and seasonal historic processor product recovery rates were all considered in creating the fishing plan. PSC bycatch numbers were monitored in conjunction with the intercoop manager and Sea State Inc. Daily reporting of Chum salmon catch rates in ADF&G statistical areas by delivery were compiled to create "hot spot" avoidance areas. In season adjustments were made to reduce Chinook and Chum Salmon bycatch. The other Salmon rate was lower than in 2000.

IV. SIDEBOARDS AND THE INTERCOOP AGREEMENT

As in 2000, representatives of the nine catcher vessel cooperatives developed an agreement that governs the relationships between the individual cooperatives. This agreement was approved by all the catcher vessel (CV) cooperatives. The primary reasons for this agreement include:

- 1) Allocation, monitoring and compliance of the GOA and BSAI groundfish limits among the coops;
- 2) Allocation, monitoring and compliance of certain PSC caps by the individual cooperatives;
- 3) Allocation and monitoring and compliance of the harvest of BSAI pollock inside the Stellar Sea Lion Conservation Area (over and =/under 99' vessels;)
- 4) Establishment of penalties for a coop exceeding its pollock and sideboard allocations;
- 5) Provide for the harvest of BSAI P. cod for the "< 1700 mt" exempt vessels while complying with AFA PSC limits;
- 6) Establishment and monitoring of sideboard species transfers between cooperatives;
- 7) To promote compliance of the Council's recommended Sideboard measures and PSC limits while allowing for maximum harvest of the AFA pollock and sideboard allocations; and
- 8) To establishment, monitoring and enforcing the Chum Salmon Management Plan to reduce Salmon bycatch especially during the C and D seasons.

A. Management

In accordance with Section 211(c) of the AFA, the North Pacific Fisheries Management Council (Council) adopted sideboard species caps to give assurances to non-AFA vessel owners that AFA vessels would not harvest more than their traditional levels of groundfish fisheries in the GOA and BSAI. However, the Council and NMFS did not provide allocations of sideboard species to the individual cooperatives. Rather, they established an aggregate groundfish sideboard cap for all AFA catcher vessels. In order to work together to meet the Council's intent of not exceeding these caps, all nine CV cooperatives agreed to individual coop harvest limits and penalties for all sideboard fisheries, combined with an industry funded and established catch monitoring program (Sea State, Inc.).

The cooperatives agreed to limit their collective members' harvest of each sideboard species to the amount determined by a history-based formula set out in the Intercoop Agreement. The formula includes reserving an amount of each sideboard species necessary to fund bycatch needs of other directed fisheries (example: P. cod bycatch in the Pollock or YFS fisheries).

Making this agreement somewhat difficult was the Council established exempt vessel classification for CVs. The Council established an exemption to the BSAI P cod limit for AFA vessels < 125' LOA whose annual BSAI Pollock landings during 1995-1997 were less than 1700mt and also had made more than 30 deliveries of P. cod during those years. The Council also exempted the Mothership AFA vessels from the BSAI P. cod cap after March 1st. In addition, the Council made an exemption to the GOA groundfish limits for AFA vessels < 125' LOA whose annual BSAI Pollock landings during 1995-1997 were less than 1700mt and also had made more than 40 GOA deliveries of groundfish during those years.

The agreement allows the exempt vessels unlimited access to the directed fishery, while constraining them to an acceptable PSC rate.

The Council's exempt recommendation was for an exemption to the directed species, (in this case P. cod), and not an exemption to associated PSC bycatch. To address this problem, the Intercoop Agreement contains language that provides for the AFA exempt vessels to fish the BSAI CV cod directed fishery allowance unconstrained. The agreement also provides for an allocation of PSC to these exempt vessels' coop as long as these vessels PSC rate below the acceptable AFA fleet rate.

B. PSC Management

Each coop receives PSC cap allocations for its non-exempt vessels proportionate to its related sideboard species allocations. In addition, each coop receives an initial PSC allocation for its exempt vessels. If a coop's exempt vessels' PSC rate remains at or below the predetermined acceptable rate, the coop can receive additional PSC when needed, as determined by the Monitoring Agent (Sea State), in order to continue fishing for BSAI P. cod. This "refreshing of PSC" only applies to the exempt AFA Vessels within a coop. The non-exempt AFA vessels have to live with their initial allocation of PSC.

1. Monitoring

The agreement acknowledges that timely reported catch data is necessary. Coops are required to provide timely data on sideboard catch and PSC to a monitoring agent. The nine CV coops have agreed to contract with Sea State, Inc. to provide centralized monitoring and reporting. Data sources include the new NMFS Shoreside Logbook Reporting Program, along with the Observer Program information.

An intercoop manager was hired and retained by United Catcher Boats to facilitate intercoop communications and negotiations. Communications between coop managers, Sea State and the intercoop manager were paramount to the success of fleet-wide measures aimed at reducing prohibited species bycatch in both the pollock and cod fisheries.

For example, using information available on the Sea State web site, the coop members were able to determine general trends in fleet bycatch by time and area. Halibut mortality rates were established by Sea State based on in season observer data. Weekly rates were available to coops by area and in aggregate. Overall fleet directed and bycatch amounts were monitored to facilitate transfers, cap utilization and bycatch reduction.

Another example involves coop members' efforts to manage salmon bycatch this fall. During the C/D season Salmon catch rates were reported daily by vessel and area to the intercoop manager. Daily tables were prepared and sent to captains. Sea State and the intercoop manager created weekly "dirty boat lists," based on NMFS information. This reporting effort resulted in lower salmon bycatch rates.

2. Sea Lion RPAs

Through the Intercoop Agreement, the coops agreed to limit their aggregate annual pollock harvest of its members per season and per area to the percentage of the annual inshore pollock directed fishing allowance. This included incorporating the Council recommended measure that exempts vessels under 99' LOA from the CVOA closures during the fall and winter months.

3. Penalties

The nine CV coops agreed to establish a penalty clause in the Intercoop Agreement in order to create over harvest disincentives. The penalty for an Inshore Coop member exceeding its pollock allocation amount for area or season is \$500/mt for the pollock "A" season and \$300/mt for the remaining three seasons. For exceeding a BS, AI and GOA P. cod sideboard allocation, the penalty amount is \$1,000/mt. For exceeding all other groundfish sideboard species, the penalty amount is \$300/mt. For this past year Sea State Inc. determined that none of the CV coop members exceeded their harvest allocations for either directed AFA pollock or sideboard species. Thus there were no penalties assessed.

4. Transfers

The Intercoop Agreement allows for the facilitation of transfers of pollock allocation and Sideboard limits among members. Upon verification of available cap by Sea State and the approval of transfer by the intercoop manager, sideboard caps of directed and prohibited species were transferred between coops. By allowing transfers, coops managed fleets to improve utilization of target species, reduce bycatch and provide a mechanism by which coops could manage their fleets to comply with the intercoop agreement.

5. Chum Salmon Management Plan

In cooperation with the Catcher Processor sector, the intercooperative agreement included a plan to reduce Chum Salmon bycatch in the Bering Sea. Each vessel reported bycatch numbers on a per haul basis to Sea State Inc daily via satellite communication. Bycatch rates were developed for each ADF&G statistical area weekly and coops ranked based on their aggregate vessel performance from the season. The Bering Sea was divided into two zones. The area with the highest bycatch rate in each zone was closed to coops based on their rank. Coops with cumulative rates above 0.090 Salmon/ MT were unable to fish in a closed area for one week. Vessels ranked as tier II (0.054 – 0.090 / MT) were unable to fish in the closed area from Friday through Tuesday. Vessels with rates lower than 0.054 were able to fish in a closed area, but encouraged not to. Vessels were required to send out incident reports notifying the entire fleet of any areas with high Salmon concentrations.

C. UNALASKA FLEET COOPERATIVE 2000 BERING SEA – DIRECTED COD FISHERY – CATCH AND BYCATCH

Vessel	Status	Landed Cod RWE	Total Groundfish Catch	Halibut Bycatch	Halibut Mortality	Chinook N	Other Salmon N	Red King crab N	Bairdi N	Other Tanner N	Herring Wt
ALASKA ROSE	non - exempt	198.52	314.90	0.71	0.47	0.38	0.02	0.00	5.26	0.00	0.00
BERING ROSE	non - exempt	150.51	164.66	0.42	0.27	0.43	0.02	0.00	6.03	0.00	0.00
GREAT PACIFIC	non - exempt	0.05	0.06	0.00	0.00	0.01	0.00	0.00	0.03	0.04	0.00
MS AMY	non - exempt	428.72	516.08	11.42	7.53	42.56	3.92	0.00	241.07	178.17	0.00
MESSIAH	exempt	647.87	791.94	13.80	9.11	86.32	44.87	0.00	301.96	200.31	0.10
TOTAL	non - exempt	777.80	995.71	12.54	8.28	43.37	3.96	0.00	252.39	178.20	0.00
TOTAL	exempt	647.87	791.94	13.80	9.11	86.32	44.87	0.00	301.96	200.31	0.10
FLEET TOTAL		1,425.67	1,787.65	26.34	17.39	129.69	48.83	0.00	554.35	378.52	0.10

In accordance with regulations set forth to protect non Pollock fisheries as a result of AFA management strategies, catch limits based on historical participation by AFA qualified boats were included in the 2001 TAC distributions. These sidebar caps were based on historical fleet catches during the 1995 – 1997 fisheries in the Bering Sea and the Gulf of Alaska. In recognition of traditional fishing plans of some Bering Sea Cod vessels, further regulations were implemented to exempt “catcher vessels less than 125ft LOA whose annual BSAI pollock landings averaged less than 1,700 MT and that made 30 or more landings of BSAI Pacific Cod during that time period,” from sidebar caps. Additionally, in recognition of traditional fishing plans and histories, mothership qualified vessels were also exempt after March 1st. The Messiah (less than 1,700 MT) the Western Dawn and the Vanguard (mothership vessels,) qualify under these regulations. Mothership vessel Pacific Cod catches will be included in reports filed by the mothership cooperative.

Participation in the Cod fishery was limited to those vessels with traditional Cod history. Cap distribution within the coop was based on a blend of historical catches and production needs. Individual coop caps for target species and Halibut mortality amounts were agreed upon through an intercoop agreement. Halibut mortality rates were posted by area on a website managed by Sea State Inc. Vessel captains were encouraged to reduce bycatch with gear modifications and time area considerations.

**D. UNALASKA FLEET COOPERATIVE 2001 GULF OF ALASKA – DIRECTED
POLLOCK FISHERY – CATCH AND BYCATCH**

Vessel	610	620	630	Total Groundfish Weight	Halibut Bycatch	Halibut Mortality	Chinook N	Other Salmon N	Red King crab N	Bairdi N	Other Tanner N	Herring Wt
	Pollock Landed RWE	Pollock Landed RWE	Pollock Landed RWE									
MESSIAH	1,561.02	0.00	0.00	1,563.45	0.16	0.12	122.90	109.06	0.00	0.00	0.00	0.00
PROGRESS	0.00	333.38	28.25	369.08	0.09	0.07	131.31	0.42	0.00	2.09	0.00	0.00
VANGUARD	0.00	0.00	707.95	858.37	5.13	3.85	431.74	11.91	0.00	1,718.41	10.60	0.00
TOTAL	1,561.02	333.38	736.21	2,790.90	5.38	4.04	685.95	121.39	0.00	1,720.49	10.60	0.00

Members of the Unalaska Cooperative have traditionally participated in Pollock fisheries in both the Central and Western Gulf of Alaska. In compliance with AFA regulations and Interco- operative agreements, catches for 2000 were limited to historic percentages of AFA sideboards as calculated by Sea State Inc. Additionally, participation was limited to vessels meeting criteria set by council and NMFS. Only vessels without any Bering Sea Pollock landings were allowed to participate in the Western GOA area 610 Pollock fishery. Vessels under 125 ft. were qualified to fish in the Central GOA areas 620 and 630 after a stand down as required by regulation. Central Gulf participation was further restricted, by in season cooperative management, to those vessels with specific Central Gulf history

**E. UNALASKA FLEET COOPERATIVE 2001 GULF OF ALASKA – DIRECTED COD
FISHERY – CATCH AND BYCATCH**

Vessel	P. Cod Landed RWE	Total Groundfish Weight	Halibut Bycatch MT	Halibut Mortality MT	Chinook N	Other Salmon N	Red King crab N	Bairdi N	Other Tanner N	Herring Wt
VANGUARD	27.36	78.47	0.76	0.48	3	0	0	21	0	0.00
TOTAL	27.36	78.47	0.76	0.48	3	0	0	21	0	0.00

This table represents hauls with target Pacific Cod in the Central Gulf of Alaska. Only one vessel participated in the directed Cod fishery.

**F. UNALASKA FLEET COOPERATIVE 2001 GULF OF ALASKA – DIRECTED
SHALLOW WATER FLATFISH FISHERY – CATCH AND BYCATCH**

Vessel	Eastern	Central	Western	Total	Halibut	Halibut	Chinook	Other	Red	Bairdi	Other	Herring
	GOA	GOA	GOA									
	Shallow	Shallow	Shallow	Weight	Bycatch	Mortality	N	N	crab	N	N	
	Water	Water	Water		MT	MT						
	Flatfish	Flatfish	Flatfish									
	Landed	Landed	Landed									
	RWE	RWE	RWE									
VANGUARD	0	16.46	0	24.88	1.77	1.77	3	0	1	47	0	0
TOTAL	0	16.46	0	24.88	1.77	1.77	4	0	1	47	0	0

Participation in these fisheries was limited to two vessels with historic catch. Only one vessel participated. In agreement with NMFS in season managers and the intercoop manager, the fishery was opened under strict voluntary registration measures.

G. UNALASKA FLEET COOPERATIVE 2001 GULF OF ALASKA – DIRECTED DEEP WATER FLATFISH FISHERY – CATCH AND BYCATCH

Vessel	Eastern	Central	Western	Total	Halibut	Halibut	Chinook	Other	Red	Bairdi	Other	Herring
	GOA	GOA	GOA									
	Landed	Landed	Landed	Weight	MT	MT	N	N	crab	N	N	N
	RWE	RWE	RWE									
PROGRESS	0	15.29	0	17.85	1.15	1.15	0	0	0	1	0	0
TOTAL	0	15.29	0	17.85	1.15	1.15	0	0	0	1	0	0

Participation in these fisheries was limited to two vessels with historic catch. Only one vessel participated. In agreement with NMFS in season managers and the intercoop manager, the fishery was opened under strict voluntary registration measures.

**H. UNALASKA FLEET COOPERATIVE 2001 GULF OF ALASKA – DIRECTED
PACIFIC OCEAN PERCH (POP) FISHERY – CATCH AND BYCATCH**

Vessel	Eastern	Central	Western	Total Groundfish Weight	Halibut	Halibut	Chinook N	Other Salmon N	Red King Crab N	Bairdi N	Other Tanner N	Herring Wt
	GOA POP Landed GWE	GOA POP Landed RWE	GOA POP Landed RWE		Bycatch MT	Mortality MT						
PROGRESS	0	211.04	0	288.58	6.40	6.40	0	0	0	64	0	0
TOTAL	0	211.04	0	288.58	6.40	6.40	0	0	0	64	0	0

Participation in these fisheries was limited to two vessels with historic catch. Only one vessel participated in the directed fishery. In agreement with NMFS in season managers and the intercoop manager, the fishery was opened under strict voluntary registration measures.

**I. UNALASKA FLEET COOPERATIVE 2001 GULF OF ALASKA – DIRECTED
NORTHERN ROCKFISH FISHERY – CATCH AND BYCATCH**

Vessel	Eastern GOA Northern Rockfish Landed GWE	Central GOA Northern Rockfish Landed RWE	Western GOA Northern Rockfish Landed RWE	Total Groundfish Weight	Halibut Bycatch MT	Halibut Mortality MT	Chinook N	Other Salmon N	Red King Crab N	Bairdi N	Other Tanner N	Herring Wt
PROGRESS	0	100.42	0	237.64	6.39	6.39	10	11	0	17	0	0
TOTAL	0	100.42	0	237.64	6.39	6.39	10	11	0	17	0	0

Participation in these fisheries was limited to two vessels with historic catch. Only one vessel participated. In agreement with NMFS in season managers and the intercoop manager, the fishery was opened under strict voluntary registration measures.

MUNDT MACGREGOR L.L.P.
ATTORNEYS AT LAW

Jay H. Zulauf
Wm. Paul MacGregor
David Stahl
Matthew L. Fick
Joseph M. Sullivan
Joe B. Stansell

999 Third Avenue - Suite 4200
Seattle, Washington - 98104-4082

Telephone (206) 624-5950
Facsimile (206) 624-5469

John H. Chun
R. Shawn Griggs
Christopher S. McNulty
Supryia M. Ray
Melissa A. Weiland

SPECIAL COUNSEL
Lisa Riveland Pagan

OF COUNSEL
Janet H. Cheetham

November 28, 2001

Mr. Chris Oliver
North Pacific Fisheries Management Council
605 West Fourth, Suite 306
Anchorage, Alaska 99501-2252

SENT VIA DHL

Re: Pollock Conservation Cooperative - Annual Contract Filing

Dear Chris:

Enclosed please find copies of the following documents related to the above-referenced cooperative:

1. Addendum to Membership Agreement dated as of June 26, 2001 regarding reduction of Western Alaska chum salmon bycatch; and
2. Second Amendment to Membership Agreement dated as of July 31, 2001 substituting American Seafoods Company LLC for ASC, Inc. (formerly American Seafoods Company).

Otherwise, to the best of our knowledge, there have been no changes to the Membership Agreement on file with the Council and NMFS, and the Membership Agreement remains in full force and effect for the year 2002.

Sincerely yours,

MUNDT MacGREGOR L.L.P.



Antonetta S. Cornwell
Legal Assistant

Enclosures

cc: Mr. Trevor McCabe (w/encl.) (via fax)
Mr. Art Nelson (w/encl.) (via fax)
Mr. Joseph M. Sullivan (w/encl.)
Mr. Kent Lind (w/encl.)

ADDENDUM TO MEMBERSHIP AGREEMENT

THIS ADDENDUM TO MEMBERSHIP AGREEMENT is entered into as of this 26th day of June, 2001, by and among ALASKA OCEAN SEAFOOD, L.P., a Washington limited partnership, AMERICAN SEAFOODS COMPANY, a Washington corporation, ARCTIC FJORD, INC., a Washington corporation, ARCTIC STORM, INC., a Washington corporation, GLACIER FISH COMPANY LLC, a Washington limited liability company, HIGHLAND LIGHT SEAFOODS, L.L.C., a Washington limited liability company, STARBOUND LIMITED PARTNERSHIP, a Washington limited partnership, TRIDENT SEAFOODS CORPORATION, a Washington corporation (each a "Member" and together, "Members") and the POLLOCK CONSERVATION COOPERATIVE, a Washington nonprofit corporation (the "Cooperative") with respect to the following facts:

A. On April 4, 2001, the Cooperative entered into a voluntary agreement with the High Seas Catchers Cooperative, the Mothership Fleet Cooperative, the Akutan Catcher Vessel Association, Arctic Enterprise Association, Northern Victor Fleet Cooperative, Peter Pan Fleet Cooperative, Unalaska Fleet Cooperative, Unisea Fleet Cooperative, and the Westward Fleet Cooperative to reduce Western Alaska chum salmon bycatch (the "Bycatch Agreement").

B. In order to give full effect to the rights and obligations contained in the Bycatch Agreement, the Cooperative and each of its Members desire to amend the Cooperative's Membership Agreement to give effect to measures contained in the Bycatch Agreement.

NOW THEREFORE, the parties agree as follows:

1. Amendment of the Cooperative Membership Agreement. The following provisions shall be added as an addendum to the Cooperative Membership Agreement:

The Cooperative and each of its Members hereby agree to comply with the terms and conditions of the Bycatch Agreement. The Cooperative shall enforce, and the Members hereby agree to comply with "Savings Closures," as defined in the Bycatch Agreement. Upon the Cooperative's receipt of notice of a Savings Closure, it shall notify all Members of that closure. Any vessel that subsequently violates the Savings Closure shall be penalized as follows:

a. The first violation of a Savings Closure shall be penalized by an amount equal to fifty percent (50%) of the ex-vessel value of the pollock caught in the Savings Area (as that term is defined in the Bycatch Agreement). Second and subsequent violations of a Savings Closure shall be penalized one hundred percent (100%) of the ex-vessel value of the pollock caught in the Savings Area. For the purpose of enforcement under this Section, cooperative catch data produced by SeaState in conformance with NMFS catch accounting and bycatch estimation procedures will be presumed accurate.

b. The Members hereby acknowledge and agree that the damages resulting from violating a Savings Closure are difficult to estimate and that penalty amounts are therefore intended to be a substitute in all cases for direct, indirect, and consequential damages. Therefore, the Members agree that the penalty amounts established under the above-listed penalty provisions are liquidated damages, the payments of which (together with reasonable costs of collection) shall satisfy all obligations related to a Member's violation of a Savings Closure. The Cooperative and each of the Members hereby waive any and all claims to direct, indirect, or consequential damages related to such violation.

c. The members of all other cooperatives and associations that are party to the Bycatch Agreement may initiate Savings Closure enforcement or penalty actions in the Cooperative as though they were a Member. However, the authority to enforce or penalize Savings Closure violations committed by Members, including the authority to levy fines, penalties, forfeitures, or costs related to such actions, is exclusively reserved to the Cooperative.

2. Termination Date. This Addendum shall not be effective beyond the termination date of the Bycatch Agreement, which is November 30, 2001.

3. Counterparts; Faxed Signatures. This Addendum may be executed in any number of counterparts, each of which shall be deemed an original, and all of which together shall be one and the same Agreement. Signatures transmitted by facsimile shall be fully binding and effective for all purposes.

[SIGNATURE PAGE FOLLOWS]

EXECUTED as of the day and year first set forth above.

ALASKA OCEAN SEAFOOD, L.P.

By [Signature]
Its General Manager

TRIDENT SEAFOODS CORPORATION

By _____
Its _____

AMERICAN SEAFOODS COMPANY

By _____
Its _____

ARCTIC FJORD, INC.

By _____
Its _____

ARCTIC STORM, INC.

By _____
Its _____

GLACIER FISH COMPANY LLC

By _____
Its _____

HIGHLAND LIGHT SEAFOODS, L.L.C.

By _____
Its _____

STARBOUND LIMITED PARTNERSHIP

By _____
Its _____

\\MUNID12\USERDOCS\BSC\CORPORATE\FCCADDENDUM-2013-001A.DOC

EXECUTED as of the day and year first set forth above.

ALASKA OCEAN SEAFOOD, L.P.

By _____
Its _____

AMERICAN SEAFOODS COMPANY

By _____
Its _____

ARCTIC STORM, INC.

By _____
Its _____

HIGHLAND LIGHT SEAFOODS, L.L.C.

By _____
Its _____

TRIDENT SEAFOODS CORPORATION

By Charles H. Burt
Its President

ARCTIC FJORD, INC.

By _____
Its _____

GLACIER FISH COMPANY LLC

By _____
Its _____

STARBOUND LIMITED PARTNERSHIP

By _____
Its _____

\\MUNDT\USERDOCS\BCT\CORPORATE\FCCADDENDUM\183-071A.DOC

EXECUTED as of the day and year first set forth above.

ALASKA OCEAN SEAFOOD, L.P.

TRIDENT SEAFOODS CORPORATION

By _____
Its _____

By _____
Its _____

AMERICAN SEAFOODS COMPANY

ARCTIC FJORD, INC.

By Mark Lytle
Its President

By _____
Its _____

ARCTIC STORM, INC.

GLACIER FISH COMPANY LLC

By _____
Its _____

By _____
Its _____

HIGHLAND LIGHT SEAFOODS, L.L.C.

STARBOUND LIMITED PARTNERSHIP

By _____
Its _____

By _____
Its _____

\\MUNDIA\USERDOCS\RSCT\CORPORATE\FOCADDENDUM-2013-091A.DOC

EXECUTED as of the day and year first set forth above.

ALASKA OCEAN SEAFOOD, L.P.

By _____
Its _____

TRIDENT SEAFOODS CORPORATION

By _____
Its _____

AMERICAN SEAFOODS COMPANY

By _____
Its _____

ARCTIC FJORD, INC.

By [Signature]
Its PRESIDENT

ARCTIC STORM, INC.

By [Signature]
Its PRESIDENT

GLACIER FISH COMPANY LLC

By _____
Its _____

HIGHLAND LIGHT SEAFOODS, L.L.C.

By _____
Its _____

STARBOUND LIMITED PARTNERSHIP

By _____
Its _____

EXECUTED as of the day and year first set forth above.

ALASKA OCEAN SEAFOOD, L.P.

TRIDENT SEAFOODS CORPORATION

By _____
Its _____

By _____
Its _____

AMERICAN SEAFOODS COMPANY

ARCTIC FJORD, INC.


By _____
Its _____

By _____
Its _____

ARCTIC STORM, INC.

GLACIER FISH COMPANY LLC

By _____
Its _____

By  _____
Its President

HIGHLAND LIGHT SEAFOODS, L.L.C.

STARBOUND LIMITED PARTNERSHIP

By _____
Its _____

By _____
Its _____

EXECUTED as of the day and year first set forth above.

ALASKA OCEAN SEAFOOD, L.P.

TRIDENT SEAFOODS CORPORATION

By _____
Its _____

By _____
Its _____

AMERICAN SEAFOODS COMPANY

ARCTIC FJORD, INC.

By _____
Its _____

By _____
Its _____

ARCTIC STORM, INC.


GLACIER FISH COMPANY LLC

By _____
Its _____

By _____
Its _____

HIGHLAND LIGHT SEAFOODS, L.L.C.

STARBOUND LIMITED PARTNERSHIP

By 
Its Vice President

By _____
Its _____

EXECUTED as of the day and year first set forth above.

ALASKA OCEAN SEAFOOD, L.P.

TRIDENT SEAFOODS CORPORATION

By _____
Its _____

By _____
Its _____

AMERICAN SEAFOODS COMPANY

ARCTIC FJORD, INC.

By _____
Its _____

By _____
Its _____

ARCTIC STORM, INC.

GLACIER FISH COMPANY LLC

By _____
Its _____

By _____
Its _____

HIGHLAND LIGHT SEAFOODS, L.L.C.

STARBOUND LIMITED PARTNERSHIP

By _____
Its _____

By Benny B. Owen
Its Partner

SECOND AMENDMENT TO MEMBERSHIP AGREEMENT

This SECOND AMENDMENT TO MEMBERSHIP AGREEMENT (this "Amendment") is dated July 31, 2001 by and among ALASKA OCEAN SEAFOOD, L.P., a Washington limited partnership, ASC, INC. (formerly, American Seafoods Company), a Washington corporation, AMERICAN SEAFOODS COMPANY LLC, a Delaware limited liability company, ARCTIC FJORD, INC., a Washington corporation, ARCTIC STORM, INC., a Washington corporation, GLACIER FISH COMPANY LLC, a Washington limited liability company, HIGHLAND LIGHT SEAFOODS L.L.C., a Washington limited liability company, STARBOUND LIMITED PARTNERSHIP, a Washington limited partnership, TRIDENT SEAFOODS CORPORATION, a Washington corporation (all together, the "Members") and POLLOCK CONSERVATION COOPERATIVE, a Washington nonprofit corporation (the "Cooperative").

RECITALS

A. The Members (excluding American Seafoods Company LLC) and the Cooperative are parties to that certain Membership Agreement dated as of December 18, 1998, as amended by that certain First Amendment to Membership Agreement dated December 16, 1999 (the "Membership Agreement").

B. ASC, Inc. has transferred its rights and obligations under the Membership Agreement to American Seafoods Company LLC.

AGREEMENT

Now, therefore, the members agree as follows:

1. Substitution of Member. The parties acknowledge that ASC, Inc. has assigned all of its rights under the Membership Agreement to American Seafoods Company LLC, and American Seafoods Company LLC has assumed all of ASC, Inc.'s obligations under the Membership Agreement. The Membership Agreement is hereby amended to substitute American Seafoods Company LLC for ASC, Inc., as a Member of the Cooperative.

2. Other Provisions. Other than as amended by the First Amendment of December 16, 1999 and this Amendment, all provisions of the Membership Agreement remain in full force and effect.

3. Counterparts and Fax. This Amendment may be signed in counterparts which, when taken together, shall have the same effectiveness as a fully executed original. Delivery of a signed copy of this Amendment by telefacsimile transmission shall have the effectiveness of delivering a signed original.

EXECUTED as of the date first written above.

ALASKA OCEAN SEAFOOD L.P.

By: [Signature]
Its: General Manager

ARCTIC FJORD, INC.

By: _____
Its: _____

AMERICAN SEAFOODS COMPANY LLC

By: _____
Its: _____

ARCTIC STORM, INC.

By: _____
Its: _____

GLACIER FISH COMPANY LLC

By: _____
Its: _____

HIGHLAND LIGHT SEAFOODS, L.L.C.

By: _____
Its: _____

STARBOUND LIMITED PARTNERSHIP

By: _____
Its: _____

TRIDENT SEAFOODS CORPORATION

By: _____
Its: _____

ASC, INC.

By: _____
Its: _____

POLLOCK CONSERVATION
COOPERATIVE

By: _____
Its: _____

EXECUTED as of the date first written above.

ALASKA OCEAN SEAFOOD, L.P.

By: _____
Its: _____

ARCTIC FJORD, INC.

By: *p.f. clt*
Its: PRESIDENT

AMERICAN SEAFOODS COMPANY LLC

By: _____
Its: _____

ARCTIC STORM, INC.

By: *p.f. clt*
Its: PRESIDENT

GLACIER FISH COMPANY LLC

By: _____
Its: _____

HIGHLAND LIGHT SEAFOODS, L.L.C.

By: _____
Its: _____

STARBOUND LIMITED PARTNERSHIP

By: _____
Its: _____

TRIDENT SEAFOODS CORPORATION

By: _____
Its: _____

ASC, INC.

By: _____
Its: _____

POLLOCK CONSERVATION
COOPERATIVE

By: _____
Its: _____

EXECUTED as of the date first written above.

ALASKA OCEAN SEAFOOD, L.P.

By: _____
Its: _____

ARCTIC FJORD, INC.

By: _____
Its: _____

AMERICAN SEAFOODS COMPANY LLC

By: Michael J. Boyle
Its: President

ARCTIC STORM, INC.

By: _____
Its: _____

GLACIER FISH COMPANY LLC

By: _____
Its: _____

HIGHLAND LIGHT SEAFOODS, L.L.C.

By: _____
Its: _____

STARBOUND LIMITED PARTNERSHIP

By: _____
Its: _____

TRIDENT SEAFOODS CORPORATION

By: _____
Its: _____

ASC, INC.

By: Michael J. Boyle
Its: President

POLLOCK CONSERVATION
COOPERATIVE

By: _____
Its: _____

EXECUTED as of the date first written above.

ALASKA OCEAN SEAFOOD, L.P.

By: _____
Its: _____

ARCTIC FJORD, INC.

By: _____
Its: _____



AMERICAN SEAFOODS COMPANY LLC

By: _____
Its: _____

ARCTIC STORM, INC.

By: _____
Its: _____

GLACIER FISH COMPANY LLC

By:  _____
Its:  _____

HIGHLAND LIGHT SEAFOODS, L.L.C.

By: _____
Its: _____

STARBOUND LIMITED PARTNERSHIP

By: _____
Its: _____

TRIDENT SEAFOODS CORPORATION

By: _____
Its: _____

ASC, INC.

By: _____
Its: _____

POLLOCK CONSERVATION
COOPERATIVE

By: _____
Its: _____

EXECUTED as of the date first written above.

ALASKA OCEAN SEAFOOD, L.P.

ARCTIC FJORD, INC.

By: _____
Its: _____

By: _____
Its: _____

AMERICAN SEAFOODS COMPANY LLC

ARCTIC STORM, INC.

By: _____
Its: _____

By: _____
Its: _____

GLACIER FISH COMPANY LLC

HIGHLAND LIGHT SEAFOODS, L.L.C.

By: _____
Its: _____

By: 
Its: Vice President

STARBOUND LIMITED PARTNERSHIP

TRIDENT SEAFOODS CORPORATION

By: _____
Its: _____

By: _____
Its: _____

ASC, INC.

POLLOCK CONSERVATION
COOPERATIVE

By: _____
Its: _____

By: _____
Its: _____

EXECUTED as of the date first written above.

ALASKA OCEAN SEAFOOD, L.P.

By: _____
Its: _____

ARCTIC FJORD, INC.

By: _____
Its: _____

AMERICAN SEAFOODS COMPANY LLC

By: _____
Its: _____

ARCTIC STORM, INC.

By: _____
Its: _____

GLACIER FISH COMPANY LLC

By: _____
Its: _____

HIGHLAND LIGHT SEAFOODS, L.L.C.

By: _____
Its: _____

STARBOUND LIMITED PARTNERSHIP

By: *Svanhild Swanson*
Its: *Sec. Treas. of Mgmt. Corp.*

TRIDENT SEAFOODS CORPORATION

By: _____
Its: _____

ASC, INC.

By: _____
Its: _____

POLLOCK CONSERVATION
COOPERATIVE

By: _____
Its: _____

EXECUTED as of the date first written above.

ALASKA OCEAN SEAFOOD, L.P.

By: _____
Its: _____

ARCTIC FJORD, INC.

By: _____
Its: _____

AMERICAN SEAFOODS COMPANY LLC

By: _____
Its: _____

ARCTIC STORM, INC.

By: _____
Its: _____

GLACIER FISH COMPANY LLC

By: _____
Its: _____

HIGHLAND LIGHT SEAFOODS, L.L.C.

By: _____
Its: _____

STARBOUND LIMITED PARTNERSHIP

By: _____
Its: _____

TRIDENT SEAFOODS CORPORATION

By: Joseph J. Decker
Its: GENERAL COUNSEL

ASC, INC.

By: _____
Its: _____

POLLOCK CONSERVATION
COOPERATIVE

By: David Benson
Its: President

