

**Joint Report of the  
Pollock Conservation Cooperative  
and  
High Seas Catchers' Cooperative  
2000**

**Presented to the  
North Pacific Fishery Management Council  
January 31, 2001**

# Table of Contents

Preface	3
---------	---

## POLLOCK CONSERVATION COOPERATIVE (PCC)

Cooperative Members and Allocations	5
Monitoring and Enforcement	7
Cooperative Allocations and 2000 Directed Pollock Harvest (Table 1)	8
2000 Directed Pollock Fishing: Actual Catch and Bycatch (Table 2)	9
2000 C/P Aggregate Catch of Sideboard Species (Table 3)	10
2000 C/P Directed Cod and Rock Sole Fishing (Table 4)	11
2000 C/P Directed Yellowfin Sole Fishing (Table 5)	12
2000 C/P Vessel-By-Vessel Catch of All Non-Pollock Species (Table 6)	13
2000 C/P Total Product Recovery, 1998-2000 (Table 7)	17
2000 C/P Product Mix, 1998-2000 (Table 8)	18
2000 C/P Average Product Mix and Yield, 1998-2000 (Table 9)	19

## HIGH SEAS CATCHERS COOPERATIVE

Introduction	20
BSAI Pollock Fishery	21
2000 HSCC Pollock Allocation (Table 10)	21
2000 HSCC Bristol Bay Red King Crab Harvests (Table 11)	22
2000 HSCC Groundfish Sideboard Limits and Harvests (Table 12)	23
2000 HSCC BSAI Directed Cod Fishing (Table 13)	24
2000 HSCC GOA Directed Pollock Fishing (Table 14)	24
2000 HSCC GOA Directed Rockfish Fishing (Table 15)	24
2000 HSCC Catch of BSAI Groundfish in All Targets (Table 16)	25
2000 HSCC Catch of WGOA Groundfish in All Targets (Table 17)	25
2000 HSCC Catch of EGOA Groundfish in All Targets (Table 18)	26

## Appendix

1- Consent of HSCC Directors Concerning 2000 Sideboards	27
---	----

# Preface

## General

2000 was the second year that the owners of catcher/processors and catcher vessels that deliver to catcher/processors in the Bering Sea and Aleutian Islands pollock fishery were able to form fishing cooperatives and coordinate harvest efforts, rather than race for fish. The cooperative for the catcher/processor owners is the Pollock Conservation Cooperative (PCC), and for catcher vessel owners it is the High Seas Catchers' Cooperative (HSCC). An agreement called the "Cooperative Agreement Between Offshore Pollock Catchers Cooperative and Pollock Conservation Cooperative" (Inter-cooperative Agreement) was renewed to facilitate efficient management and accurate accounting between the HSCC and PCC. This report is intended to satisfy 2000 reporting requirements for the PCC and HSCC. The catch data in this report was provided by Sea State, Inc., and was largely obtained from the National Marine Fisheries Service (NMFS)<sup>1</sup>.

## Reporting Requirements

Fishing cooperatives formed in the directed pollock fishery are subject to certain annual reporting requirements under the AFA. Section 210(a)(1)(B) of the AFA requires the NPFMC and Secretary to "make available to the public in such manner as the North Pacific Council and Secretary deem appropriate information about the harvest by vessels under a fishery cooperative of all species (including bycatch) in the directed pollock fishery on a vessel-by-vessel basis." In doing so, however, the NPFMC and Secretary must take into account "the interest of the parties to [a fishing cooperative] in protecting the confidentiality of proprietary information."

In October 1999, the NPFMC took action to implement section 210(a)(1)(B) of the AFA by recommending that cooperatives annually prepare a report (a preliminary report due by December 1 and a final report due by January 31) containing: (1) allowed catch and bycatch in pollock and all sideboard species by whatever method is used to determine those allocations; (2) actual catch and bycatch in the directed pollock fishery by vessel, and in sideboard fisheries by whatever method is used to determine those sideboards; (3) methods used to monitor fisheries in which cooperative vessels participated; and (4) actions taken by cooperatives to enforce vessel or aggregate catches that exceeded allowed catch and bycatch in pollock and all sideboard fisheries.

---

<sup>1</sup> The NMFS database for the 2000 fishing year is still subject to revision as catch data and other information from the fishery is finalized. To the extent that information in this report is based on NMFS data, it is still subject to revision. At this point, however, neither the PCC nor the HSCC are aware of any data discrepancies that would materially alter the substantive elements of this report.

## **Purpose of Report**

This report is intended to fully disclose all information required or identified in the AFA, in the NPFMC's October 1999 recommendation to the Secretary, and in the NPFMC's letters dated October 21, 1999 and November 1, 1999. The tables within this report are intended to be self-explanatory, though comments have been included as footnotes where necessary to indicate sources of data and other information and to provide a more complete perspective.

# PCC Members and Allocations

The Pollock Conservation Cooperative (PCC) was formed in December 1998 in order to (among other things) promote the rational and orderly harvest of pollock by the catcher/processor sector of the Bering Sea and Aleutian Islands trawl fisheries off Alaska through the mutual cooperation of PCC members.

The PCC is made up of the eight companies that own 19 catcher/processors eligible under section 208(e)(1)-(20) of the AFA to harvest and process pollock in the directed pollock fishery. Under the PCC, each company is contractually allocated a percentage of the directed fishery catch specified under section 206(b) of the AFA. The following chart shows the percentage of the annual directed pollock fishery (DPF) that each PCC member has been allocated under the PCC:

	<u>% DPF<sup>2</sup></u>	<u>% PCC</u>
Alaska Ocean Seafood, L.P.	3.004	≈8.21
American Seafoods Company	16.572	≈45.28
Arctic Fjord, Inc.	1.792	≈4.90
Arctic Storm, Inc.	1.841	≈5.03
Glacier Fish Company, L.L.C.	3.218	≈8.79
Highland Light Seafoods, L.L.C.	1.764	≈4.82
Starbound Ltd. Partnership	1.585	≈4.33
Trident Seafoods	<u>6.824</u>	<u>≈18.64</u>
Totals	36.6 <sup>3</sup>	100.00

Some changes have occurred since the 1999 fishery. PCC members acquired the fishing privileges of Alaska Trawl Fisheries, Inc. before fishing began in 2000. Also, two western Alaska Community Development Quota (CDQ) groups, Coastal Villages Region Fund (CVRF) and the Central Bering Sea Fishermen's Association (CBSFA) made significant investments into American Seafoods Company.

---

<sup>2</sup> Under sections 205(4) (definition) and 206 (allocations) of the American Fisheries Act, the directed pollock fishery (DPF) is the amount of the total allowable catch remaining after 10 percent has been deducted for the western Alaska Community Development Quota program and an additional amount has been deducted for the incidental catch of pollock in other groundfish fisheries.

<sup>3</sup> Section 206(b)(2) of the American Fisheries Act allocates a total of 40 percent of the DPF to catcher/processors and catcher vessels that deliver to catcher/processors, and section 210(c) allocates 8.5 percent of this amount (3.4 percent of the DPF) to catcher vessels that deliver to catcher processors.

## **Inter-Cooperative Agreement Between HSCC and PCC**

On January 21, 1999, a cooperative agreement was entered into between the HSCC and PCC to facilitate efficient management and accurate accounting between the two cooperatives (see appendix; the “Cooperative Agreement Between Offshore Pollock Catchers Cooperative and Pollock Conservation Cooperative”). Under the Inter-Cooperative Agreement, the PCC and HSCC established a Joint Harvest Schedule and agreed to retain the same independent quota monitoring service. Among other purposes, the Inter-Cooperative Agreement facilitates the harvest and processing of the HSCC members’ share of the DPF and the transfer of pollock allocations between members of the two cooperatives.

# Monitoring and Enforcement

All data used in monitoring PCC pollock and non-pollock fishing was obtained from the NMFS observer program office. Information concerning the catch and bycatch of individual vessels is available on the NMFS password-protected web site 24 hours a day, and is generally accessible 20 minutes after transmission from the vessels. Sea State, Inc. is authorized by the PCC and its members to receive and process this observer data and report back to the members on the status of the harvest. Observer data are downloaded one or two times per day, processed to generate target catch and bycatch information, and then sent to a Sea State web site where company representatives can examine the data for their vessel or vessels.

Aboard the vessels, a direct weight reading from flow scales is taken for the total catch for each haul. The species composition of the catch is determined from observer sampling. Since two observers are required on AFA-eligible catcher/processors in the groundfish fisheries, the number of unsampled hauls is very low. In 2000, over 99 percent (5,325 of 5,370) of the pollock hauls were sampled. For those hauls that were not sampled, species composition was determined as in the CDQ program, where species composition for an unsampled haul is presumed to be the same as the previous haul.

Once the catch and species composition is posted on the Sea State web site, it is available for review by vessel owners and representatives. Typically, either an operations manager or vessel operator checks into the site each day to make sure the vessel's harvest numbers are as expected. Companies with several vessels tended to have initial season allocations for each vessel in 2000, managing the vessels independently until late in the season. As occurred in the 1999 seasons, during the 2000 seasons, allocation transfers from one vessel to another within a company and between companies began to occur, as economic efficiencies and other exigencies became obvious. For example, if a vessel needed to offload and thereafter had only 150 metric tons of pollock left to harvest under the cooperative, that quota was likely shifted to another vessel to avoid the necessity of steaming back to the grounds for such a limited amount of fish.

No enforcement actions were taken by the PCC, as members complied with the provisions of the PCC Membership Agreement.

Table 1. Cooperative allocations and 2000 Directed Pollock Harvest. (11/13/00)

Coop.	Company	Vessel	2000 Cooperative shares			2000 Harvest		Over (under) allocation	
			Initial coop allocation	Transfers	Final coop allocation	Vessel harvest	Company total		
<i>PCC</i>	Alaska Ocean		29,369	1,943	31,312		31,312	0	
	American Seafds.		162,017	8,010	170,027		170,027	0	
		American Triumph				35,354			
		Northern Eagle				30,923			
		Northern Hawk				35,336			
		Northern Jaeger				34,278			
		Ocean Rover				34,136			
	Arctic Storm		17,324	12,772	30,096		30,069	(27)	
	Arctic Fjord		16,865	6,731	23,596		23,596	0	
	Glacier Fish Ltd.		31,461	(4)	31,457		31,457	0	
		Northern Glacier				12,396			
		Pacific Glacier				19,061			
	Highland Light		17,246	4,562	21,808		21,808	0	
	Starbound Ltd.		15,496	6,179	21,675		21,657	(18)	
	Trident Seafoods		66,715	(5,515)	61,200		61,195	(5)	
		Island Enterprise				31,097			
		Kodiak Enterprise				30,098			
	<i>HSCC</i>	Forum Star		2,394	(2,394)	0		0	0
		American Chalngr.		3,089	(3,089)	0		0	0
		Ocean Harvester		4,242	(4,242)	0		0	0
Tracy Anne			4,553	(4,553)	0		0	0	
Neahkahnie			7,206	(7,206)	0		0	0	
Sea Storm			8,743	(8,743)	0		0	0	
Muir Milach			4,451	(4,451)	0		0	0	
Totals			391,171	(0)	391,171		391,121	(50)	



Table 2. 2000 Directed Pollock Fishing: Catch and Bycatch

Coop.	Vessel	Catch		PSC Bycatch						
		Pollock (mt)	Non-target groundfish (mt)	Halibut mortality (mt)	Herring (mt)	Red King crab (#)	Bairdi (#)	Other Tanner crab (#)	Chinook salmon (#)	Other salmon (#)
PCC	Alaska Ocean	31,312	366	1	2	0	6	15	333	703
	American Triumph	35,354	621	7	23	0	14	12	481	595
	Northern Eagle	30,923	414	1	5	4	13	150	235	105
	Northern Hawk	35,336	1,112	11	8	0	71	126	323	714
	Northern Jaeger	34,278	765	6	13	0	75	93	305	323
	Ocean Rover	34,136	1,130	10	2	0	13	31	97	375
	Arctic Fjord	23,596	219	2	6	0	1	17	62	623
	Arctic Storm	30,069	187	2	2	6	7	22	66	151
	Northern Glacier	12,396	225	1	1	0	2	0	213	631
	Pacific Glacier	19,061	153	0	0	0	1	3	217	75
	Highland Light	21,808	447	2	13	0	0	22	95	260
	Starbound Ltd.	21,657	227	2	0	0	12	15	60	64
	Island Ent.	31,097	283	2	0	3	2	60	135	508
	Kodiak Ent.	30,098	372	1	4	0	3	67	125	347
	HSCC	Forum Star	0	0	0	0	0	0	0	0
American Chalngr.		0	0	0	0	0	0	0	0	0
Ocean Harvester		0	0	0	0	0	0	0	0	0
Tracy Anne		0	0	0	0	0	0	0	0	0
Neahkanie		0	0	0	0	0	0	0	0	0
Sea Storm		0	0	0	0	0	0	0	0	0
Muir Milach		0	0	0	0	0	0	0	0	0
Totals		391,121	6,519 *	48	80	13	220	633	2,747	5,475

\* Of the 6,519 mt of non-target groundfish caught in the directed pollock fishery in 2000, 4,052 mt were retained and utilized; 2,467 mt of groundfish, along with 17 mt of pollock, were discarded. Thus, 99.38% of all groundfish caught in the directed pollock fishery were processed and utilized by PCC vessels in 2000.

Table 3. 2000 C/P Aggregate Catch of Sideboard Species.

Species	2000 C/P Catch	2000 C/P Limit	Over (Under) 2000 Limits
Pacific Cod	3,602	11,034	(7,432)
Sablefish - BS	1	3	(2)
Atka Mackerel - Eastern	0	0	(0)
Atka Mackerel - Central	3	1,314	(1,311)
Atka Mackerel - Western	0	2,747	(2,747)
Yellowfin Sole	8,589	24,412	(15,823)
Rock sole	2,943 *	8,362	(5,419)
Greenland Turbot - BS	35	58	(23)
Greenland Turbot - AI	0	14	(14)
Arrowtooth flounder	355	2,338	(1,983)
Flathead Sole	1,112	1,522	(410)
Other flatfish	841	9,333	(8,492)
Pacific Ocean Perch - BS	48	22	26
Pacific Ocean Perch - EAI	0	52	(52)
Pacific Ocean Perch - CAI	0	49	(49)
Pacific Ocean Perch - WAI	0	152	(152)
Other Red Rockfish - BS	35	4	31
Sharpchin/Northern - AI	5	372	(367)
Shortraker/Rougheye - AI	0	14	(14)
Other Rockfish - BS	14	12	2
Other Rockfish - AI	0	29	(29)
Squid	285	3	282
Other Species	719	1,439	(720)
Halibut Mortality	80	286	(206)
Herring	80		
Chinook	3,184		
Other Salmon	5,485		
Red King Crab	4,040	628	3,412
Other Tanner crab	40,317	615,634	(575,317)
Bairdi zone 1	17,637	107,485	(89,848)
Bairdi zone 2	3,435	116,550	(113,115)

\* Of the 2,943 mt of rock sole caught by PCC vessels, 336 mt was taken during a brief directed fishery in the early part of the year.

Table 4. 2000 C/P Directed Cod Fishing

Vessel	Cod (mt)	Non-target ground fish (mt)	Halibut mortality (mt)	Herring (mt)	Chinook (#)	Other salmon (#)	Red king crab (#)	Bairdi (#)	Other tanner (#)
Highland Light	156	23	0	0	0	0	0	34	0
Katie Ann	2,007	380	9	0	322	9	65	1,711	661
Northern Glacier	231	158	3	0	9	1	45	902	3,622
Total	2,394	561	12	0	331	10	110	2,647	4,283
PSC Bycatch Rate (per mt)			0.004	0.000	0.112	0.003	0.037	0.896	1.449

Table 5. 2000 C/P Directed Yellowfin Sole Fishing.

Vessel	Yellowfin sole (mt)	Non-target groundfish (mt)	Halibut mortality (mt)	Herring (mt)	Chinook (#)	Other salmon (#)	Red king crab (#)	Bairdi (#)	Other tanner (#)
Arctic Storm	718	288	4	0	0	0	2,514	1,223	3,775
Northern Eagle	2,568	695	6	0	0	0	583	534	7,078
Northern Hawk	2,126	818	5	0	0	0	559	1,366	10,194
Northern Jaeger	2,029	671	4	0	0	0	251	980	13,462
Totals	7,442	2,472	18	0	0	0	3,907	4,102	34,508
PSC Bycatch Rate (per mt)			0.00	0.00	0.00	0.00	0.39	0.41	3.48

Table 6. 2000 C/P Vessel-by-Vessel Catch of All Non-Pollock Species.

Vessel	Pacific Cod (mt)	Sablefish - BS (mt)	Mackerel -CAI (mt)	Mackerel -EAI (mt)	Mackerel -WAI (mt)	Yellowfin Sole (mt)	Rock Sole (mt)	Turbot - AI (mt)
Alaska Ocean	55	0	0	0	0	42	111	0
American Triumph	103	0	0	0	0	93	121	0
Arctic Fjord	61	0	0	0	0	26	44	0
Arctic Storm	58	0	0	0	0	732	195	0
Highland Light	226	0	0	0	0	43	155	0
Island Enterprise	51	0	0	0	0	50	102	0
Katie Ann	2,042	0	0	0	0	1	336	0
Kodiak Enterprise	60	0	0	0	0	38	142	0
Northern Eagle	64	0	0	0	0	2,699	332	0
Northern Glacier	288	0	0	0	0	32	63	0
Northern Hawk	157	0	0	0	0	2,445	511	0
Northern Jaeger	152	0	0	0	0	2,141	389	0
Ocean Rover	202	0	0	0	0	182	330	0
Pacific Glacier	44	0	0	0	0	21	30	0
Starbound	39	0	0	0	0	42	81	0
Totals	3,602	0	0	0	0	8,589	2,943	0

Table 6. Continued

Vessel	Turbot – BS (mt)	Arrow- tooth (mt)	Flathead Sole (mt)	Other flatfish (mt)	POP – CAI (mt)	POP – EAI (mt)	POP – WAI (mt)	POP – BS (mt)
Alaska Ocean	0	0	68	0	0	0	0	0
American Triumph	0	0	127	0	0	0	0	1
Arctic Fjord	0	0	40	0	0	0	0	0
Arctic Storm	0	0	52	0	0	0	0	0
Highland Light	0	0	79	0	0	0	0	4
Island Enterprise	0	0	43	0	0	0	0	0
Katie Ann	0	0	11	0	0	0	0	27
Kodiak Enterprise	0	0	86	0	0	0	0	0
Northern Eagle	0	0	83	0	0	0	0	0
Northern Glacier	0	0	32	0	0	0	0	1
Northern Hawk	0	0	151	0	0	0	0	0
Northern Jaeger	0	0	143	0	0	0	0	1
Ocean Rover	0	0	138	0	0	0	0	13
Pacific Glacier	0	0	19	0	0	0	0	1
Starbound	0	0	40	0	0	0	0	0
Totals	0	0	1,112	0	0	0	0	48

Table 6. Continued

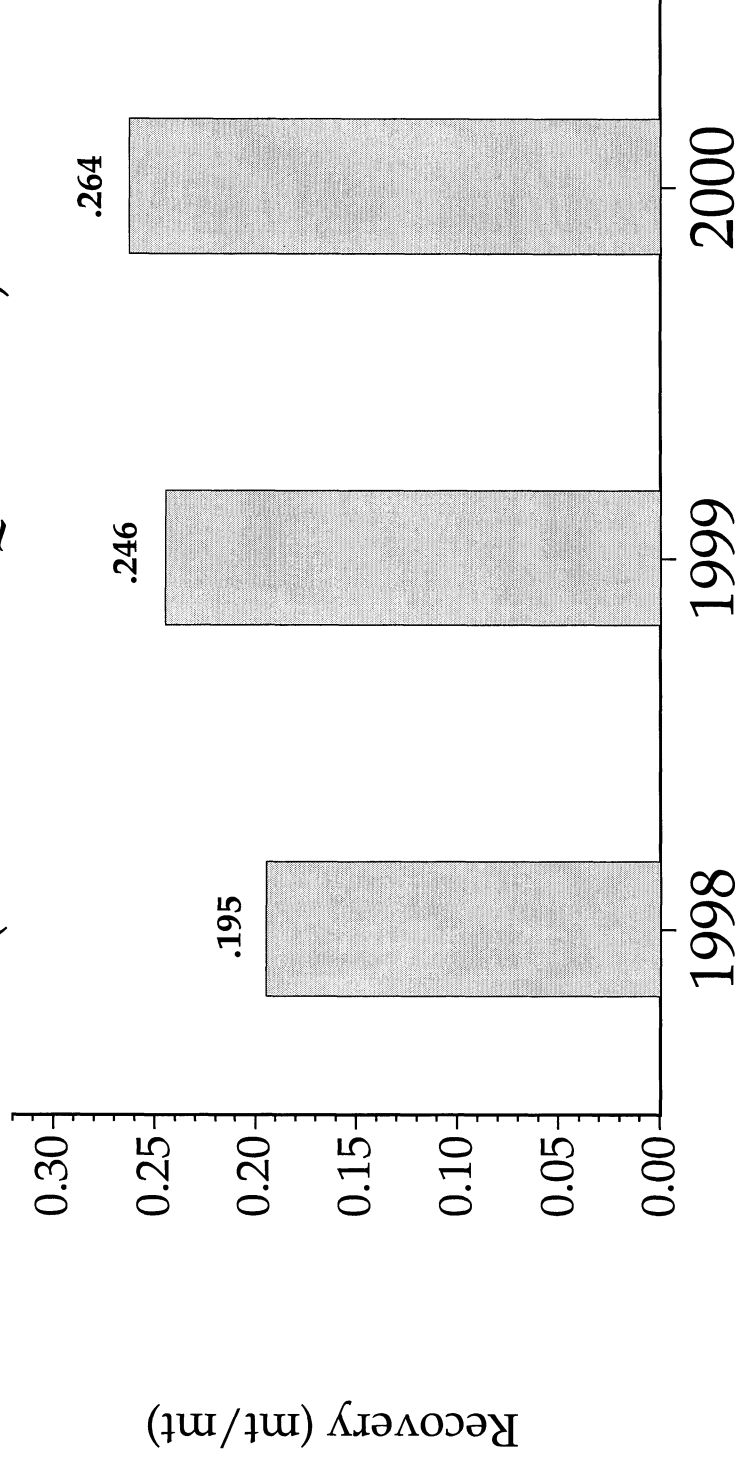
Vessel	Other red rockfish - BS (mt)	shrpchin / northern AI (mt)	shortraker / rougeye AI (mt)	Other rockfish -BS (mt)	Other rockfish - AI (mt)	Squid (mt)	Other species (mt)	Halibut mortality (mt)
Alaska Ocean	2	0	0	1	0	31	39	1
American Triumph	1	0	0	1	0	69	45	7
Arctic Fjord	0	0	0	0	0	4	19	2
Arctic Storm	0	0	0	0	0	0	27	6
Highland Light	20	0	0	1	0	5	50	2
Island Enterprise	0	0	0	0	0	4	25	2
Katie Ann	4	0	0	1	0	0	76	13
Kodiak Enterprise	0	0	0	0	0	0	20	1
Northern Eagle	0	0	0	0	0	11	67	7
Northern Glacier	4	0	0	2	0	27	36	1
Northern Hawk	1	0	0	4	0	85	89	16
Northern Jaeger	2	0	0	1	0	33	121	10
Ocean Rover	0	0	0	1	0	4	77	10
Pacific Glacier	4	0	0	0	0	11	19	0
Starbound	0	0	0	0	0	0	9	2
Totals	39	0	0	14	0	285	719	80

Table 6. Continued

Vessel	Herring (mt)	Chinook (#)	Other salmon (#)	Red king crab (#)	C. Bairdi Zone 1 (#)	C. Opilio Tanner (#)
Alaska Ocean	2	333	703	0	6	15
American Triumph	23	481	595	0	14	12
Arctic Fjord	6	62	623	0	1	17
Arctic Storm	2	66	151	2,520	1,230	3,797
Highland Light	13	95	260	0	34	22
Island Enterprise	0	135	508	3	2	60
Katie Ann	0	428	9	75	16,603	1,553
Kodiak Enterprise	4	125	347	0	3	67
Northern Eagle	5	235	105	587	547	7,228
Northern Glacier	2	222	632	45	903	3,622
Northern Hawk	8	323	714	559	1,437	10,320
Northern Jaeger	13	305	323	251	1,054	13,555
Ocean Rover	2	97	375	0	13	31
Pacific Glacier	0	217	75	0	1	3
Starbound	0	60	64	0	12	15
Totals	80	3,184	5,485	4,040	21,861	40,317



**Table 7 - Pollock Conservation Cooperative C/Ps  
Total Product Recovery 1998-2000  
(DFA and CDQ Pollock)**



Source: (For tables 7, 8 and 9) SeaState, Inc. PCC and CDQ catch per haul, 1998-2000; NMFS AK Region Pacific cod and pollock products by processing mode, 1998-2000, BSAI groundfish quotas and preliminary catch in round metric tons, 1999-2000, and CDQ participation and catch by gear, 1999-2000.

Table 8 - Pollock Conservation Cooperative C/Ps  
 Overall Product Mix 1998-2000  
 (DFA and CDQ Pollock)

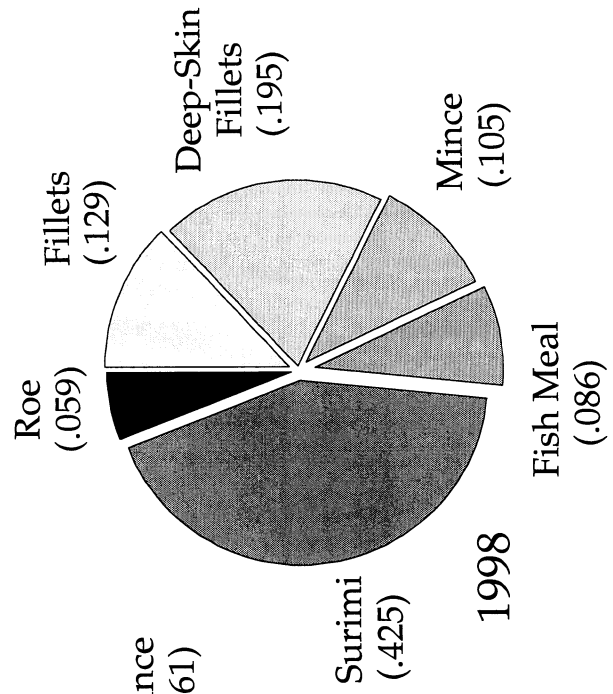
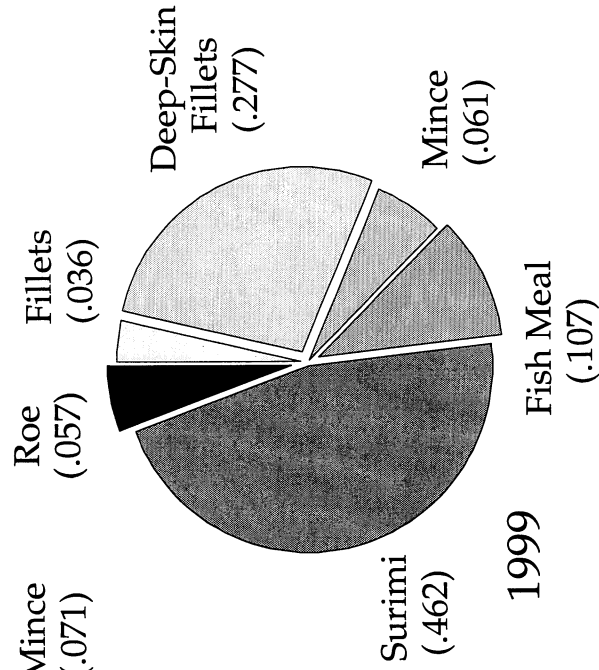
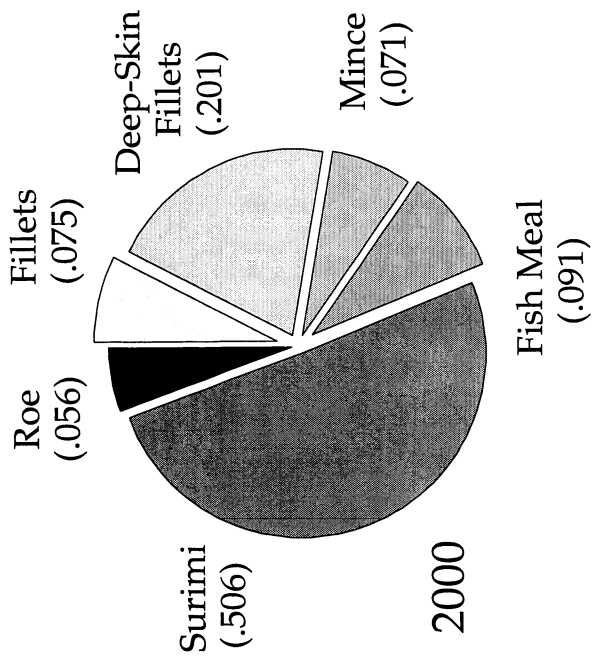
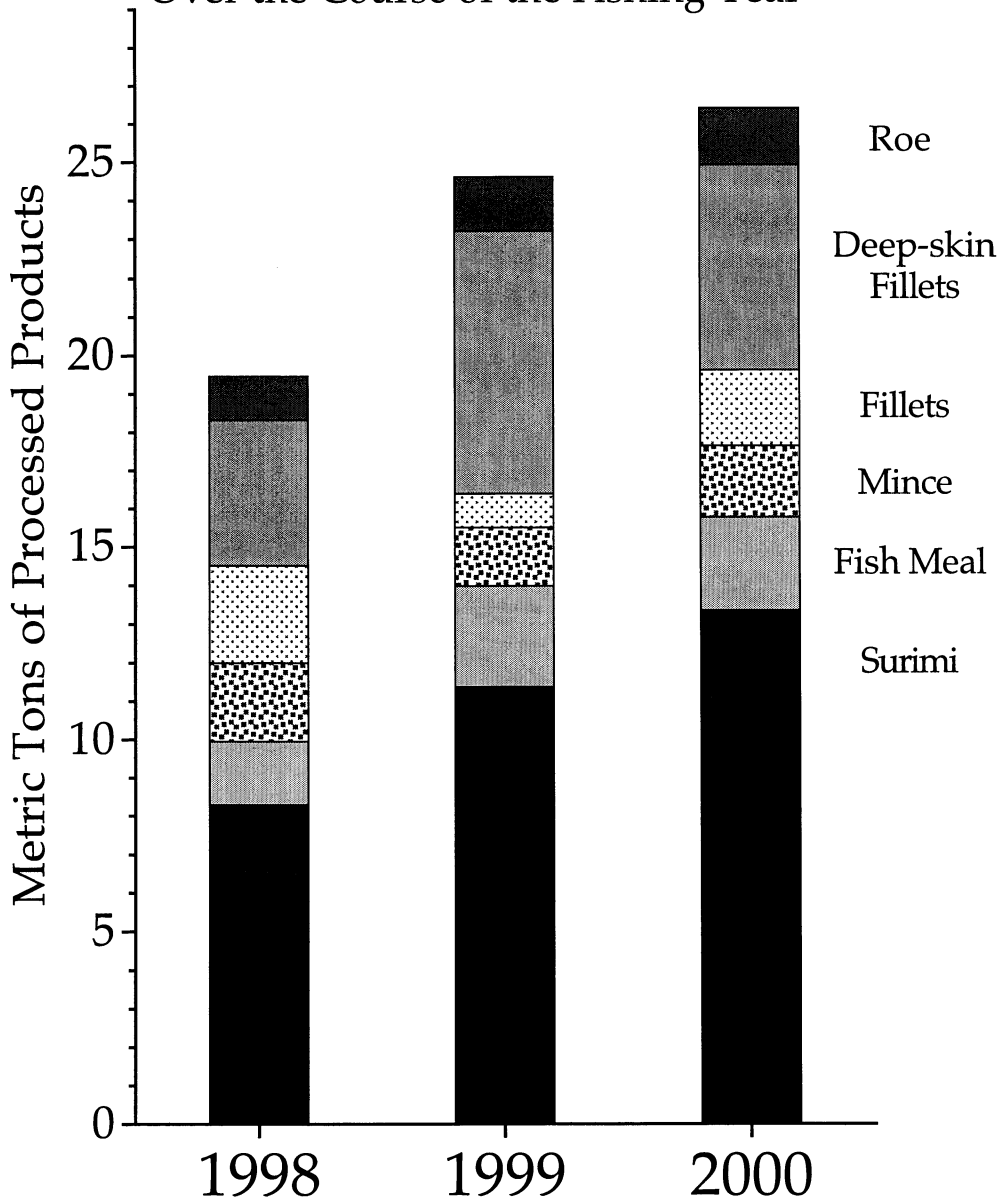


Table 9

Pollock Conservation Cooperative CPs  
Average Product Mix and Yield

Per 100 Metric Tons of Round Pollock  
 Over the Course of the Fishing Year



For PCC Catcher Processors, total product recovery during 1999 is estimated to have increased by 26% over the 1998 baseline, and for 2000 it is estimated to have increased by 35% over the 1998 baseline. Note that this table does not show individual product recovery rates, but instead the product mix that was produced over the course of a year from the total amount of pollock harvested by PCC CPs.

# High Seas Catchers Cooperative

## Introduction

High Seas Catchers Coop is a fisheries cooperative of all vessels eligible under section 208(b) of the American Fisheries Act. HSCC is also a member of an Intercoop with PCC for purposes of pollock and with the Catcher Vessel Intercoop for purposes of sideboard management.

### **List of Member Vessels**

Member Vessels of HSCC include:

- American Challenger
- Forum Star
- Muir Milach
- Neahkahnie
- Ocean Harvester
- Sea Storm
- Tracy Anne

### **HSCC Membership Agreement**

The HSCC Membership agreement is on file with the Council. There have been no substantive changes to the membership agreement during 2000. However, included as an appendix is a copy of a "Consent of Directors" document which provided for internal allocation of BSAI P. Cod sideboard limits in 2000.

### **Intercoop Agreement with PCC**

The members of PCC and HSCC are allocated pollock under section 206(b)(2) of the AFA. HSCC is a party to a Cooperative Agreement with PCC for purposes of pollock management. The agreement is on file with the Council.

### **CV Intercoop Agreement**

HSCC is a party to the CV Intercoop agreement for purposes of sideboard management. Compliance with both agreements is based upon monitoring of catch and bycatch by SeaState. Copies of both agreements are included as appendices.

### **Allocations to Member Vessels**

Allocation of pollock amongst members of HSCC was established within the HSCC membership agreement, as well as within the Cooperative Agreement with PCC.

Allocation of the BSAI P.Cod sideboard amounts set out in the January 28<sup>th</sup> ER and further subdivided in the "information tables" provided by NMFS, was done through the "consent of directors" document included as an appendix. Other sideboard species were not explicitly

allocated by HSCC. However, prior to participation in any sideboard fishery, members were required to provide notice to the Executive Director, who in turn notified the CV intercoop manager.

There is additional information about the flow of information between the vessels, the coop, SeaState, the Intercoop Coordinator, and NMFS in the CV Intercoop report.

## HSCC BSAI Pollock

### **Pollock Allocations to Member Vessels**

Table 10

HSCC Pollock Allocations for 2000	
Forum Star	2,394
American Challenger	3,089
Ocean Harvester	4,242
Tracy Anne	4,553
Neahkahnie	7,206
Sea Storm	8,743
Muir Milach	4,451
Total	34,678

### **BS Pollock Transfers**

Based upon the January 1999 "Cooperative Agreement" between HSCC and PCC, individual members of HSCC have made transfers of pollock to individual members of PCC. Transfers are reported in table 1 of the Joint Report of PCC and HSCC.

### **Directed BSAI Pollock Fishing**

Catch and bycatch information for the BSAI directed pollock fishery is provided in table 2 of the Joint Report of PCC and HSCC.

### **Bycatch of Pollock**

Pollock was an incidental bycatch in the P. Cod fishery by HSCC vessels. 4,837 tons of groundfish were harvested by HSCC vessels in the P. Cod fishery, of that amount 3.3% or 162 tons was pollock.

### **HSCC Utilization and Recovery Rates**

Processing of all of the HSCC pollock allocation was done by members of PCC. As such, there is no distinction between utilization and recovery between the PCC allocation and the HSCC allocation. See the PCC section of the Joint PCC/HSCC Report for details on increased utilization in the pollock fishery.

## **Catcher Vessel Sideboard Limitations - BSAI & GOA**

### **HSCC Sideboard Harvest Limits**

Sideboard limits for all AFA CVs were published in the Federal Register on January 28, 2000 as an Emergency Rule. A series of Information Tables were published by NMFS that sub-allocated by coop the sideboards amounts of those species for which directed fishing was allowed. The Emergency Rule provided that two or more coops could enter into an inter-cooperative agreement that limited the members to their combined aggregate sideboard caps. HSCC is a member of the CV Inter-cooperative for purposes of groundfish sideboard species management.

### **2000 HSCC Participation in Other Fisheries**

#### **Crab**

Three vessels participated in the 2000 Bristol Bay Red King Crab fishery, making one delivery apiece, for a total of 64,802 lbs. Management of this fishery is described in the CV Intercoop report.

Table 11

<b>HSCC 2000 BBRKC Harvests</b>	
Muir Milach	20,576
Ocean Harvester	20,438
Sea Storm	23,788
Total	64,802

#### **Scallops**

One vessel participated in the scallop fishery, landing 23,008 pounds of scallops.

#### **CV Intercoop Groundfish Fisheries**

Information concerning the CV Intercoop's allocations, rules, Intercoop transfer arrangements and a copy of the Agreement are contained in a report submitted by the CV Intercoop.

Monitoring of sideboard harvests was performed by SeaState.

### HSCC Groundfish Sideboard Limits

The following table provides the initial sideboard limits, the adjusted sideboard limits for HSCC vessels, the actual harvest and over/under-ages.

Table 12

<b>HSCC 2000 Groundfish Sideboard Limits and Harvests</b>						
Species/Area	Initial Sideboard Allocation (mt)	Sideboard Cap Transfers	Final Sideboard Allocation (mt)	Harvest (mt)	Amount Under Sideboard Limit	Over Sideboard Limit
BSAI Cod	3,307.00	339.52	3,646.52	3,586	60.92	No
BSAI YFS	55.00	0.00	55.00	0.29	54.71	No
BSAI Rocksole	684.00	0.00	684.00	122.58	561.42	No
WG Cod	199.00	0.00	199.00	1.42	197.58	No
CG Cod	107.00	0.00	107.00	0	107.00	No
610 A Pollock	14.00	0.00	14.00	0	14.00	No
620 A Pollock	3.00	0.00	3.00	0	3.00	No
630 A Pollock	46.00	0.00	46.00	0	46.00	No
Shelikof A Pollock	44.00	0.00	44.00	0	44.00	No
610 B Pollock	7.00	492.29	499.29	254.70	244.59	No
620 B Pollock	1.00	0.00	1.00	0	1.00	No
630 B Pollock	23.00	0.00	23.00	0	23.00	No
Shelikof B Pollock	22.00	-22.00	0.00	0	0.00	No
610 C Pollock	22.00	1,383.00	1,405.00	434.63	970.37	No
620 C Pollock	33.00	-33.00	0.00	0	0.00	No
630 C Pollock	78.00	-78.00	0.00	0	0.00	No
610 D Pollock	19.00	848.96	867.96	848.96	19.00	No
620 D Pollock	28.00	-28.00	0.00	0.00	0.00	No
630 D Pollock	65.00	-65.00	0.00	0	0.00	No
WGOA Shallow Flats	33.00	0.00	33.00	0.18	32.82	No
CGOA Shallow Flats	70.00	0.00	70.00	0	70.00	No
EGOA Shallow Flats	21.00	0.00	21.00	0	21.00	No
CGOA Deep Flats	4.00	0.00	4.00	0	4.00	No
CGOA N Rock	0.00	0.00	0.00	0	0.00	No
CGOA POP	0.00	0.00	0.00	0	0.00	No
EGOA POP	57.00	0.00	57.00	47.19	9.81	No

The next set of tables for each sideboard groundfish fishery shows catch and bycatch by vessel.

#### **BSAI Cod**

One exempt vessel and four non-exempt vessels landed a total of 4,433 tons cod in the BSAI directed cod fishery. The HSCC average halibut bycatch mortality rate in this fishery was 0.38%.

**Table 13**

Non-Exempt Vessels	Landed Cod RWE	Total Catch Weight (inc discards)	Halibut Bycatch (mt)	Halibut Mortality (mt)	Chinook N	Other Salmon N	Bairdi N	Other Tanner N	Red King crab N	Herring Wt
MUIR MILACH	1,117	1,158	1.08	0.71	24	0	137	24	0	0
OCEAN HARVESTER	517	600	7.12	4.70	5	3	158	31	0	0
SEA STORM	775	853	6.56	4.33	140	1	64	4	0	0
TRACY ANNE	1,176	1,231	1.47	0.97	21	0	157	14	0	0
Total Non-exempt	3,586	3,841	16.23	10.71	191	4	516	73	0	0
Exempt Vessel										
FORUM STAR	848	996	9.45	6.24	54	0	46	0	0	0

**GOA Pollock**

Two vessels landed pollock in the GOA directed pollock fishery

**Table 14**

Vessel	610 Pollock	Total Catch Weight	Halibut Bycatch	Halibut Mortality	Chinook N	Other Salmon N	Red King crab N	Other Tanner N	Bairdi N	Herring Wt
SEA STORM (B season)	255	256	0	0	3	0	0	0	0	0
TRACY ANNE (C & D seasons)	1,284	1,288	0	0	190	172	0	0	0	0.027

**GOA Rockfish**

One vessel landed rockfish in the directed rockfish fishery.

**Table 15**

Vessel	Pacific Ocean Perch	Ling Cod	Sablefish	Thorny-heads	SR / RE	Other Rockfish	Arrow-tooth (discard)	Chili-pepper (discard)	Skate & Misc Flats (discard)	Halibut N	Salmon	Crab
TRACY ANNE	47.19	0.40	2.33	1.04	2.05	4.03	9.98	1.9	1.1	15	0	0



The following set of tables provides a breakdown of all groundfish catch by HSCC vessels in all targets.

### All BSAI Groundfish

**Table 16**

<b>2000 HSCC Catch of BSAI Groundfish in All Targets</b>	
Arrowtooth	9.49
Atka mackerel	0.89
Flathead sole	12.66
Greenland Turbot	2.39
Incidental Pollock	161.69
Other Flatfish	6.42
Other red rockfish	0.04
Other rockfish	1.98
Other species	62.47
Pacific Cod	4,448.05
POP	1.62
Rock sole	122.58
Sablefish	0.00
Sharpchin/northern	11.16
Shortraker/rougheye	0.37
Squid	0.05
Yellowfin sole	0.29

### All WGOA Groundfish

**Table 17**

<b>HSCC 2000 WGOA Groundfish</b>	
Arrowtooth Flounder	0.27
Atka Mackerel	0.03
Flathead Sole	0.16
Other Species	0.02
Pacific Cod	1.42
Pacific Ocean Perch	1.57
Pollock	1,538.29
Rock Sole	0.04
Sablefish	0.16
Shallow water flatfish	0.00
Squid	0.35
Yellowfin Sole	0.14

## All EGOA Groundfish

Table 18

<b>HSCC 2000 EGOA Groundfish</b>	
GOA - SR/RE	2.05
Other Rockfish	4.03
Other Species	1.03
Pacific Ocean Perch	47.19
Sablefish	2.33

## PSC Usage by HSCC Member Vessels

The Intercoop Agreement contains specific provisions on management of Halibut PCS's in the BSAI P. Cod fishery by the intercoop and individual coops. Detailed PSC use by vessel was provided in the above tables.

## HSCC Monitoring and Enforcement

All data used in monitoring HSCC pollock and non-pollock fishing for delivery to offshore processors was obtained from the NMFS observer program office. Information is available on the NMFS password-protected web site 24 hours a day, and is generally accessible 20 minutes after transmission from the vessel. Sea State, Inc. is authorized by the HSCC and its members to receive and process this observer data and report back to the members on the status of the harvest. The process is identical to that described for PCC "Monitoring and Enforcement."

Additionally, for deliveries to shoreside processors, each company submitted copies of its ADF&G fish tickets to Sea State, Inc. for tabulation through the NMFS Electronic Fishticket program. The information was made available to all HSCC members on the SeaState website. Member provided confidentiality waiver requests to ADF&G for release of the data directly to Sea State, Inc. in order that the completeness and accuracy of data submitted members could be verified.

The observer data for shoreside deliveries was not incorporated in the preparation of this report. Fish ticket data was used for shoreside deliveries, and observer data was used for off shore deliveries.

## Penalty Structures within the HSCC and Between Coops

The Cooperative Agreement between HSCC and PCC provides for cross coop enforcement of penalties in the event of overharvest of pollock. The CV Intercooperative Agreement also contains penalty provisions for overharvest of sideboard species. No Enforcement actions were necessary in either pollock or sideboard fisheries, as members complied with the provisions of the membership agreement

## Appendix 1

### Consent of HSCC Directors Concerning 2000 Sideboards

#### CONSENT OF DIRECTORS OF OFFSHORE POLLOCK CATCHER COOPERATIVE

Pursuant to 15 U.S.C. § 521 and R.C.W. §§ 24.36 and 23B, the undersigned directors, being all of the directors of Offshore Pollock Catcher Cooperative, a Washington nonprofit corporation (the "Corporation"), acting without a meeting in their respective capacities as said directors and as a board of directors, DO HEREBY UNANIMOUSLY ADOPT the following corporate resolutions and DO HEREBY UNANIMOUSLY CONSENT to the taking of the action therein set forth.

RESOLVED: the Board of Directors hereby ratifies execution on behalf of the Corporation of that certain Intercooperative Agreement dated as of January 19, 2000 among the Corporation and certain other mothership and shoreside catcher vessel cooperatives (the "Intercoop Agreement") and specifically adopts the overharvest penalties provided therein;

RESOLVED FURTHER: The Board of Directors hereby agrees that, for the year 2000, the Corporation's aggregate annual limit of Bering Sea and Aleutian Islands non-pollock groundfish and Gulf of Alaska groundfish (the "Groundfish Sideboards") shall be allocated among its members in proportion to the contribution to such limit related to each member's catch history, as calculated by SeaState, Inc.;

RESOLVED FURTHER: The Board of Directors hereby agrees, for the year 2000, the Corporation's annual limit of halibut and crab prohibited species catch ("PSC") shall be managed as follows: (i) such PSC shall be allocated among its members in proportion to their cod catch history; (ii) the members' vessels shall all be permitted to harvest their cod Groundfish Sideboard apportionment at the "exempt" PSC rate, as calculated in accordance with the Intercoop Agreement; (iii) any PSC remaining after the non-exempt members' vessels have harvested their aggregate cod apportionment shall be distributed among the non-exempt members in proportion to their 2000 cod allocations; and (iv) such members may use or transfer their pro rata share of such PSC savings as each member determines in its sole discretion;

RESOLVED FURTHER: That this Consent may be signed in as many counterparts as there are directors and that delivery of a signed counterpart by facsimile shall have the same force and effect as delivery of a signed original.

The execution of this Consent shall constitute a written waiver of any notice required by the Washington Fish Marketing Act, the Washington Nonprofit Corporation Act, the Washington Business Corporation Act and this Corporation's Articles of Incorporation and Bylaws.