

UNALASKA FLEET COOPERATIVE

Alaska Rose
Bering Rose
Destination
Great Pacific
Messiah
Morning Star

P.O. BOX 5030 • SEATTLE, WASHINGTON 98105-0030
Phone: 206 547-2100
Fax: 206 547-5056

Ms Amy
Progress
Sea Wolf
Vanguard
Western Dawn

December 18, 2002

Mr. Chris Oliver
North Pacific Fishery
Management Council
605 West 4th Avenue, Suite 306
Anchorage, AK 99501-2252

RECEIVED

JAN - 9 2003


N.P.F.M.C

RE: Unalaska Fleet Cooperative Final Report 2002

Dear Mr. Oliver:

Please find enclosed our final co-op report for the Unalaska Fleet Cooperative for the year ending December 31, 2002. The only changes from the preliminary report sent earlier was to the cover sheet.

Regards,



Kenneth Tippett
Fleet Manager

KAT/lw
enclosure

2002

**FINAL REPORT
UNALASKA FLEET COOPERATIVE**

December 31, 2002

Prepared by Sylvia Ettefagh

TABLE OF CONTENTS

	PAGE
I. INTRODUCTION	1
II. UNALASKA FLEET COOPERATIVE	2
A. Membership	2
B. In Season Management	3
III. AFA POLLOCK	4
A. Initial Allocation of Bering Sea Pollock	4
B. Allocation to the Fleet	5
C. Initial Intra Coop Allocation	6
D. Transfers and Harvest	7
E. Directed Pollock Fishery – Catch and Bycatch	8
IV. SIDEBOARDS AND THE INTERCOOP AGREEMENT	
A. Management	9
B. PSC Management	10
1. Monitoring	10
2. Sea Lion RPAs	11
3. Penalties	11
4. Transfers	11

5. Chum Salmon Management Plan	11
C. Bering Sea Directed Cod – Catch and Bycatch	12
D. Gulf of Alaska Directed Pollock – Catch and Bycatch	13
E. Gulf of Alaska Directed Cod – Catch and Bycatch	14
F. Gulf of Alaska Directed Shallow Water Flatfish Catch and Bycatch	15
G. Gulf of Alaska Directed Deep Water Flatfish Catch and Bycatch	16
H. Gulf of Alaska Directed Pacific Ocean Perch Catch and Bycatch	17
I. Gulf of Alaska Directed Northern Rockfish – Catch Catch and Bycatch	18

APPENDIX

Unalaska Fleet Cooperative Membership Agreement

I. INTRODUCTION

2002 marked the third operational year of inshore coops under the American Fisheries Act (AFA.) As in previous years cooperatives were established in all three sectors of the Bering Sea Pollock fishery. The offshore component formed the Pollock Conservation Cooperative, consisting of factory trawlers. The High Seas Catcher Cooperative was also formed representing those catcher vessels that delivered Pollock to the factory trawler sector during the qualifying years. The Mothership Sector formed one cooperative and the inshore sector formed a total of seven. Quotas are distributed to coops by the NMFS as per a formula based on the catch percentages by vessels in the qualifying years as set in the AFA. In 2002 the distribution to the coops were changed due to reflect both a review of catch histories by NMFS and changes in membership for some coops.

The Unalaska Fleet Cooperative is one of seven inshore cooperatives formed in December 1999 in accordance to the directives set forth by congress in the AFA. Our objective is to reduce the competition for fish thereby promoting economic stability and safety for all members, fishermen and vessels. In our third year of operation we continued to expand our management to increase utilization of the fishery while decreasing bycatch. By utilizing the flexibility accorded us through the AFA, we were able to continue increasing the quality of our catch and the efficiency of our operation.

In compliance with AFA regulations, this report is submitted as a summary of harvest and cooperative performance for the 2002 fishing season in the Bering Sea and the Gulf of Alaska. Catch figures have been provided by Sea State Inc. and from internal catch statistics as calculated by the cooperative manager.

Catch statistics are separated into two sections, the Bering Sea AFA Pollock fishery and the sideboard fisheries in both the Bering Sea and the Gulf of Alaska. Included are tables reporting distribution and catch of AFA Pollock by member vessels. All target species, aggregate groundfish bycatch and prohibited species catch (PSC) are tabulated for each target fishery on a per vessel basis.

II. UNALASKA FLEET COOPERATIVE

A. MEMBERSHIP

The Unalaska Fleet Cooperative was formed in December of 1999 to obtain a specific allocation of Pollock in the Bering Sea and Aleutian Islands based on the landed history of member vessels in 1995, 1996 and 1997. The allocated amount would then be distributed among member vessels as per agreement in the bylaws of the cooperative. Our primary goal is to reduce and utilize non-target species bycatch in a responsible fashion. Members strive to reduce incidental bycatch of prohibited species through fishing practices and use of research and development of new gear and techniques. Membership consists of persons or entities that qualify to form a fishery cooperative associated with the Alyeska Seafood Inc plant in Unalaska under section 2 10(b) of the American Fisheries Act.

MEMBER	VESSEL	LOA	AFA PERMIT NUMBER	COD EXPEMT STATUS
Alaska Rose L.P.	Alaska Rose	124'	515	Non exempt
Bering Rose L.P.	Bering Rose	124'	516	Non exempt
F/V Destination Limited Partnership	Destination	180'	3988	Non exempt
Great Pacific Limited Partnership	Great Pacific	124'	511	Non exempt
Morning Star L.P.	Morning Star	148'	208	Non exempt
Rondy's Inc. and Seamate, Inc.	Progress	114'	512	Non exempt
Futura Fisheries Inc.	Vanguard	94'	519	Mothership
F/V Western Dawn, LLC	Western Dawn	113'	134	Mothership
Kendrick Bay L.P.	Sea Wolf	143'	1652	Non exempt
F/V Ms Amy and Messiah, L.P.	Ms Amy	90'	2904	Non exempt
F/V Ms Amy and Messiah, L.P.	Messiah	83'	6081	Exempt

B. IN SEASON MANAGEMENT

Fishing strategies and plans were developed to improve resource utilization. A manager was contracted to verify catch histories for Pollock and all sideboard species in both the Bering Sea/Aleutian Islands and the Gulf of Alaska and perform in season management of the fleet based on catch trends and fleet operations. Upon verification of histories, associated sideboard caps and cooperative Pollock allocations were then distributed among the coop fleet based on individual vessel landed catch histories using the same criteria as NMFS for each fishery.

The manager was present in Dutch Harbor during the fishing season to monitor the catch of Pollock and sideboard species. Additional responsibilities include guiding the fleet in understanding the coop structure and objectives, gathering and analyzing data to help vessel captains reduce bycatch, and identifying and initiating change in accordance with those objectives. Weekly updates informed the membership of the overall standing of the fleet and coop related interactions. Communications were maintained with the captains, crews and the plant manager resulting in an orderly harvest of fish to meet increased utilization goals. Overall the cooperative was able to achieve these goals and improve product recovery and quality while increasing understanding and communication within the harvesting and processing members of the coop.

All deliveries were monitored and recorded both on a fleet and by vessel basis. Captains were presented with a one page spreadsheet outlining directed catch, by catch, prohibited species catch numbers and rates, and amount of allocation remaining. Bycatch was monitored on a per delivery basis, and information relayed to the fleet in a timely manner via satellite communications. Overall fleet catch, adjusted prohibited species catches, sideboard amounts were also monitored, as per processor daily electronic reporting, by Sea Sate Inc and data was posted on a web site. All parties compared in house data with this data on a weekly basis to reconcile accounting.

Transfer agreements were negotiated within the cooperative to facilitate the efficient use of allocations. Members were allowed to transfer shares of pollock to other members within the coop by first contacting the manager to verify the amount to be transferred. The manager then prepared a transfer agreement to be signed by representatives of both vessels and the manager. Upon completion of the documents, the fleet and individual vessel spreadsheets were adjusted to reflect the change. The manager also advised members to initiate transfers based on remaining allocations, hold capacity, fishing grounds, fish size and quality.

III. AFA POLLOCK

A. INITIAL ALLOCATION OF BERING SEA POLLOCK

In 2002 the initial allocation of pollock was restricted to the Bering Sea only. Aleutian Islands stocks were available as incidental catch in other fisheries only. An increase of 5.7% over the 2001 TAC was allocated by the North Pacific Fisheries Council. The established TAC of 1,485,000 metric tons was distributed based on established schedules as follows:

TAC	1,485,000
CDQ – 10%	148,500
INCIDENTAL CATCH ALLOWANCE – 4%	53,460
* OFFSHORE – 40%	513,216
* MOTHERSHIP – 10%	128,304
* INSHORE – 50%	641,520

* Amounts calculated after deductions for CDQ and ICA

The inshore cooperative TAC was further split between those vessels in cooperatives and vessels not in cooperatives (open access.) In September an additional 9,000 MT of Pollock was released from the Incidental Catch Allowance (ICA.) This additional amount was distributed based on the percentages listed above. The total catch available to the inshore sector was therefore increased to 646,020 MT.

B. ALLOCATION TO THE UNALASKA FLEET COOPERATIVE.

The inshore component is comprised of seven cooperatives. Individual coop allocations were based on the aggregate catch of member vessels during the best two of three years during 1995-1997. The total of all coops was then subtracted from the total inshore allocation to determine the open access quota. The distributions to various coops in 2002 reflect an additional review of catch histories by NMFS and changes in coop memberships.

COOPERATIVE	SUM OF MEMBER VESSEL HISTORIES	PERCENTAGE OF INSHORE ALLOCATION	2002 ALLOCATION – INCLUDING TAC RELEASE
Akutan Catcher Vessel Association (33 members)	245,527	28.085%	181,436
Arctic Enterprise Association (3)	36,807	4.210%	27,198
Northern Victor Cooperative (13)	73,656	8.425%	54,428
Peter Pan Fleet Cooperative(9)	18,693	2.138%	13,813
Unalaska Fleet Cooperative	106,737	12.209%	78,874
Unisea Fleet Cooperative	201,566	23.056%	148,946
Westward Fleet Cooperative	189,544	21.681%	140,065
Open Access	1,707	0.195%	1,260
TOTAL	874,238	100.000%	646,020

C. INITIAL ALLOCATION TO VESSELS WITHIN THE UNALASKA COOPERATIVE

Vessels within the cooperative received initial allocations based on their catch histories in the best two of three years in 1995-1997. The distribution did not change in 2002. The following table includes distributions due to the ICA rollover.

VESSEL	2002 MT	COOP %
ALASKA ROSE	10,892	13.809%
BERING ROSE	11,153	14.140%
DESTINATION	13,929	17.660%
GREAT PACIFIC	7,998	10.141%
MESSIAH	1,482	1.879%
MORNING STAR	10,987	13.929%
Ms. AMY	3,159	4.005%
PROGRESS	6,546	8.300%
SEA WOLF	9,806	12.432%
VANGUARD	365	0.463%
WESTERN DAWN	2,557	3.242%
TOTAL	78,874	100.000%

D. UNALASKA FLEET COOPERATIVE 2002 ALLOCATIONS – TRANSFERS AND HARVEST

VESSEL	2002 ALLOCATIONS				TOTAL	HARVEST	REMAINING ALLOCATION
	INITIAL ¹	ADJUSTMENTS ²	TRANSFERS	TOTAL			
ALASKA ROSE	10,892	61.62	665.46	11,619	11,621	(2.10)	
BERING ROSE	11,153	50.22	(194.72)	11,008	11,009	(0.88)	
DESTINATION	13,929	79.48	1793.18	15,802	15,804	(2.34)	
GREAT PACIFIC	7,998	45.64	327.83	8,372	8,373	(1.28)	
MESSIAH	1,482	8.46	(1481.48)	9	-	9.00	
MORNING STAR	10,987	62.69	538.52	11,588	11,590	(1.81)	
Ms. AMY	3,159	(9.61)	(3129.99)	19	-	19.00	
PROGRESS	6,546	(367.82)	293.40	6,472	6,473	(1.04)	
SEA WOLF	9,806	52.47	1214.70	11,073	11,075	(1.72)	
VANGUARD	365	2.08	(100.60)	267	266	1.13	
WESTERN DAWN	2,557	14.77	73.70	2,645	2,640	5.31	
TOTAL	78,874	-0.00	0.00	78,874	78,851	23.26	

Members were allowed to transfer allocation within the coop to increase the efficiency of the fleet. Quotas were managed in lbs to facilitate reconciling of numbers with fish ticket information. Differences are due to rounding errors in the repeated conversion of weights from pounds to metric tons and back. Both the individual member and the coop manager initiated transfers.

1. Initial allocations are based on revised distributions percentages as of the final review of vessel catch histories completed in June 2001.
2. Adjustments reflect corrections made in A season 2002 in order to reconcile changes between actual distributions and corrected distributions due to the verification of vessel catch histories which were completed during the B season of 2001. In 2002 adjustments were made only during the A season.

E. UNALASKA FLEET COOPERATIVE 2002 BERING SEA – AFA DIRECTED POLLOCK FISHERY – CATCH AND BYCATCH

Vessel	Landed Pollock	Total Groundfish Catch	Halibut Bycatch	Halibut Mortality	Chinook No.	Other Salmon No.	Red King crab No.	Bairdi No.	Other Tanner No.	Herring Wt
ALASKA ROSE	11,621.10	11,708.26	1.31	1.14	607	1,927	0.25	70.11	13.96	1.08
BERING ROSE	10,978.88	11,167.63	1.00	0.87	1,020	1,802	0.47	2.83	2.69	1.27
DESTINATION	15,804.34	15,937.73	1.48	1.29	1,103	2,236	0.27	4.64	4.06	0.78
GREAT PACIFIC	8,373.28	8,459.81	1.04	0.90	551	1,073	0.17	2.64	2.00	0.42
MORNING STAR	11,589.81	11,708.91	1.16	1.01	927	1,295	0.45	3.30	2.67	0.67
PROGRESS	6,473.04	6,518.74	0.78	0.68	377	1,023	0.14	36.97	7.04	0.41
SEA WOLF	11,074.72	11,170.73	1.39	1.21	654	1,418	0.15	178.55	30.93	0.70
VANGUARD	265.87	267.05	0.01	0.01	2	4	0.02	0.10	0.05	0.07
WESTERN DAWN	2,639.69	2,650.12	0.42	0.37	48	287	0.01	103.72	17.05	0.19
FLEET TOTAL	78,820.73	79,588.23	8.59	7.48	5,289	11,065	1.93	402.86	80.45	5.59

Historical Salmon migration patterns, PSC catch rates and seasonal historic processor product recovery rates were all considered in creating the fishing plan. PSC bycatch numbers were monitored in conjunction with the intercoop manager and Sea State Inc. Daily reporting of Chum salmon catch rates in ADF&G statistical areas by delivery were compiled to create “hot spot” avoidance areas. In season adjustments were made to reduce Chinook and Chum Salmon bycatch.

IV. SIDEBOARDS AND THE INTERCOOP AGREEMENT

As in previous years, representatives of the nine catcher vessel cooperatives developed an agreement that governs the relationships between the individual cooperatives. This agreement was approved by all the catcher vessel (CV) cooperatives. The primary reasons for this agreement include:

- 1) Allocation, monitoring and compliance of the GOA and BSAI groundfish limits among the coops;
- 2) Allocation, monitoring and compliance of certain PSC caps by the individual cooperatives;
- 3) Allocation and monitoring and compliance of the harvest of BSAI pollock inside the Steller Sea Lion Conservation Area during the A season (over and =/under 99' vessels ;)
- 4) Establishment of penalties for a coop exceeding its pollock and sideboard allocations;
- 5) Provide for the harvest of BSAI P. cod for the "< 1700 mt" exempt vessels while complying with AFA PSC limits;
- 6) Establishment and monitoring of sideboard species transfers between cooperatives;
- 7) To promote compliance of the Council's recommended Sideboard measures and PSC limits while allowing for maximum harvest of the AFA pollock and sideboard allocations; and
- 8) To establishment, monitoring and enforcing the Chum Salmon Management Plan to reduce Salmon bycatch especially during the B season.

A. Management

In accordance with Section 211(c) of the AFA, the North Pacific Fisheries Management Council (Council) adopted sideboard species caps to give assurances to non-AFA vessel owners that AFA vessels would not harvest more than their traditional levels of groundfish fisheries in the GOA and BSAI. However, the Council and NMFS did not provide allocations of sideboard species to the individual cooperatives. Rather, they established an aggregate groundfish sideboard cap for all AFA catcher vessels. In order to work together to meet the Council's intent of not exceeding these caps, all nine CV cooperatives agreed to individual coop harvest limits and penalties for all sideboard fisheries, combined with an industry funded and established catch monitoring program (Sea State, Inc.).

The cooperatives agreed to limit their collective members' harvest of each sideboard species to the amount determined by a history-based formula set out in the Intercoop Agreement. The formula includes reserving an amount of each sideboard species necessary to fund bycatch needs of other directed fisheries (example: P. cod bycatch in the Pollock or YFS fisheries).

Making this agreement somewhat difficult was the Council established exempt vessel classification for CVs. The Council established an exemption to the BSAI P cod limit for AFA vessels < 125' LOA whose annual BSAI Pollock landings during 1995-1997 were less than 1700mt and also had made more than 30 deliveries of P. cod during those years. The Council also exempted the Mothership AFA vessels from the BSAI P. cod cap after March 1st. In addition, the Council made an exemption to the GOA groundfish limits for AFA vessels < 125' LOA whose annual BSAI Pollock landings during 1995-1997 were less than

1700mt and also had made more than 40 GOA deliveries of groundfish during those years. The agreement allows the exempt vessels unlimited access to the directed fishery, while constraining them to an acceptable PSC rate.

The Council's exempt recommendation was for an exemption to the directed species, (in this case P. cod), and not an exemption to associated PSC bycatch. To address this problem, the Intercoop Agreement contains language that provides for the AFA exempt vessels to fish the BSAI CV cod directed fishery allowance unconstrained. The agreement also provides for an allocation of PSC to these exempt vessels' coop as long as these vessels PSC rate below the acceptable AFA fleet rate.

B. PSC Management

Each coop receives PSC cap allocations for its non-exempt vessels proportionate to its related sideboard species allocations. In addition, each coop receives an initial PSC allocation for its exempt vessels. If a coop's exempt vessels' PSC rate remains at or below the predetermined acceptable rate, the coop can receive additional PSC when needed, as determined by the Monitoring Agent (Sea State), in order to continue fishing for BSAI P. cod. This "refreshing of PSC" only applies to the exempt AFA Vessels within a coop. The non-exempt AFA vessels have to live with their initial allocation of PSC.

1. Monitoring

The agreement acknowledges that timely reported catch data is necessary. Coops are required to provide timely data on sideboard catch and PSC to a monitoring agent. The nine CV coops have agreed to contract with Sea State, Inc. to provide centralized monitoring and reporting. Data sources include the new NMFS Shoreside Logbook Reporting Program, along with the Observer Program information.

An intercoop manager was hired and retained by United Catcher Boats to facilitate intercoop communications and negotiations. Communications between coop managers, Sea State and the intercoop manager were paramount to the success of fleet-wide measures aimed at reducing prohibited species bycatch in both the pollock and cod fisheries.

For example, using information available on the Sea State web site, the coop members were able to determine general trends in fleet bycatch by time and area. Halibut mortality rates were established by Sea State based on in season observer data. Weekly rates were available to coops by area and in aggregate. Overall fleet directed and bycatch amounts were monitored to facilitate transfers, cap utilization and bycatch reduction.

Another example involves coop members' efforts to manage salmon bycatch this fall. During the B season Salmon catch rates were reported daily by vessel and area to the intercoop manager. Data from all coops was correlated and results were sent to coop managers and vessel captains. Fleets were then able to avoid the largest concentrations of Salmon and reduce bycatch rates.

2. Sea Lion RPAs

Through the Intercoop Agreement, the coops agreed to limit their aggregate annual pollock harvest of its members per season and per area to the percentage of the annual inshore pollock directed fishing allowance. During the A season agreements were made to allow vessels under 99' to fish unrestricted inside the SCA.

3. Penalties

The nine CV coops agreed to establish a penalty clause in the Intercoop Agreement in order to create over harvest disincentives. The penalty for an Inshore Coop member exceeding its pollock allocation amount for area or season is \$500/mt for the pollock "A" season and \$300/mt for the B season. For exceeding a BS, AI and GOA P. cod sideboard allocation, the penalty amount is \$1,000/mt. For exceeding all other groundfish sideboard species, the penalty amount is \$300/mt.

For this past year Sea State Inc. determined that none of the CV coop members exceeded their harvest allocations for either directed AFA pollock or sideboard species. Thus there were no penalties assessed.

4. Transfers

The Intercoop Agreement allows for the facilitation of transfers of pollock allocation and Sideboard limits among members. Upon verification of available cap by Sea State and the approval of transfer by the intercoop manager, sideboard caps of directed and prohibited species were transferred between coops. By allowing transfers, coops managed fleets to improve utilization of target species, reduce bycatch and provide a mechanism by which coops could manage their fleets to comply with the intercoop agreement.

5. Chum Salmon Management Plan

In cooperation with the Catcher Processor sector, the intercooperative agreement included a plan to reduce Chum Salmon bycatch in the Bering Sea. Each vessel reported bycatch numbers on a per haul basis to Sea State Inc daily via satellite communication. Bycatch rates were developed for each ADF&G statistical area weekly and coops ranked based on their aggregate vessel performance for the season. The Bering Sea was divided into two zones. The area with the highest bycatch rate in each zone was closed to coops based on their rank. Coops with cumulative rates above 0.086 Salmon/ MT were unable to fish in a closed area for one week. Vessels ranked as tier II (0.052 – 0.086 / MT) were unable to fish in the closed area from Friday through Tuesday. Vessels with rates lower than 0.052 were able to fish in a closed area, but encouraged not to. Vessels were required to send out incident reports notifying the entire fleet of any areas with high Salmon concentrations.

C. UNALASKA FLEET COOPERATIVE 2002 BERING SEA – DIRECTED COD FISHERY - CATCH AND BYCATCH

Vessel	Status	Landed Cod RWE	Total Groundfish Catch	Halibut Bycatch	Halibut Mortality	Chinook N	Other Salmon N	Red King crab N	Bairdi N	Other Tanner N	Herring Wt
ALASKA ROSE	non - exempt	233.20	244.30	0.55	0.36	0	0	0	58	8	
BERING ROSE	non - exempt	865.31	908.76	1.54	1.02	4	0	0	270	18	
GREAT PACIFIC	non - exempt	201.49	209.92	0.40	0.26	2	0	0	55	6	
SEA WOLF	non - exempt	42.00	57.14	0.45	0.29	0	0	0	12	4	
MS AMY	non - exempt	842.64	1,007.39	19.87	13.12	0	0	0.29	856	238	
MESSIAH	exempt	954.52	1,148.37	24.20	15.97	0	0	0.49	1,252	255	
TOTAL	non - exempt	2,184.64	2,427.51	22.81	15.05	6	0	0.29	1,251	273	
TOTAL	exempt	954.52	1,148.37	24.20	15.97	0	0	0.49	1,252	255	
FLEET TOTAL		3139.16	3,575.88	47.01	31.02	6	0	0.78	2,504	528	

In accordance with regulations set forth to protect non Pollock fisheries as a result of AFA management strategies, catch limits based on historical participation by AFA qualified boats were included in the 2002 TAC distributions. These sidebar caps were based on historical fleet catches during the 1995 – 1997 fisheries in the Bering Sea and the Gulf of Alaska. In recognition of traditional fishing plans of some Bering Sea Cod vessels, further regulations were implemented to exempt “catcher vessels less than 125ft LOA whose annual BSAI pollock landings averaged less than 1,700 MT and that made 30 or more landings of BSAI Pacific Cod during that time period,” from sidebar caps. Additionally, in recognition of traditional fishing plans and histories, mothership qualified vessels were also exempt after March 1st. The Messiah (less than 1,700 MT) the Western Dawn and the Vanguard (mothership vessels,) qualify under these regulations. Mothership vessel Pacific Cod catches will be included in reports filed by the mothership cooperative.

Participation in the Cod fishery was limited to those vessels with traditional Cod history. Cap distribution within the coop was based on a blend of historical catches and production needs. Individual coop caps for target species and Halibut mortality amounts were agreed upon through an intercoop agreement. Halibut mortality rates were posted by area on a website managed by Sea State Inc. Vessel captains were encouraged to reduce bycatch with gear modifications and time area considerations.

**D. UNALASKA FLEET COOPERATIVE 2002 GULF OF ALASKA POLLOCK
CATCH AND BYCATCH**

Vessel	610 Pollock Landed RWE	620 Pollock Landed RWE	630 Pollock Landed RWE	Total Groundfish Weight	Halibut Bycatch	Halibut Mortality	Chinook N	Other Salmon N	Red King crab N	Bairdi N	Other Tanner N	Herring Wt
MESSIAH	1,038.40	0.00	0.00	1040.00	0.04	0.03	15	2	0	0	0	0
PROGRESS	0.00	354.58	54.97	432.07	0.01	0.01	0	0	0	0	0	0
VANGUARD	0.00	364.68	258.17	651.15	0.09	0.07	0	0	0	0	0	0
TOTAL	1,038.40	719.26	313.14	2,123.22	0.14	0.11	15	2	0	0	0	0

Members of the Unalaska Cooperative have traditionally participated in Pollock fisheries in both the Central and Western Gulf of Alaska. In compliance with AFA regulations and Inter co-operative agreements, catches for 2002 were limited to historic percentages of AFA sideboards as calculated by Sea State Inc. Additionally, participation was limited to vessels meeting criteria set by council and NMFS. Only vessels without any Bering Sea Pollock landings were allowed to participate in the Western GOA area 610 Pollock fishery. Vessels under 125 ft were qualified to fish in the Central GOA areas 620 and 630 after a 3 day stand down as required by regulation. Central Gulf participation was further restricted, by in season cooperative management, to those vessels with specific Central Gulf history

**E. UNALASKA FLEET COOPERATIVE 2002 GULF OF ALASKA – PACIFIC COD
CATCH AND BYCATCH**

Vessel	P. Cod Landed RWE	Total Groundfish Weight	Halibut Bycatch MT	Halibut Mortality MT	Chinook N	Other Salmon N	Red King crab N	Bairdi N	Other Tanner N	Herring Wt
PROGRESS	53.35	381.28	25.65	25.65	0	0	0	373	188	
VANGUARD	12.96	42.72	2.24	1.41	0	0	0	30	0	
TOTAL	66.31	424.00	27.89	27.06	0	0	0	409	188	

This table represents hauls with target Pacific Cod in the Central Gulf of Alaska. Two vessels participated in the directed Cod fishery.

**F. UNALASKA FLEET COOPERATIVE 2002 GULF OF ALASKA –SHALLOW
WATER FLATFISH – CATCH AND BYCATCH**

Vessel	Eastern	Central	Western	Total	Halibut	Halibut	Chinook	Other	Red	Bairdi	Other	Herring
	GOA	GOA	GOA									
	Shallow	Shallow	Shallow	Weight	MT	MT	N	N	crab	N	N	
	Water	Water	Water									
	Flatfish	Flatfish	Flatfish									
	Landed	Landed	Landed									
	RWE	RWE	RWE									
VANGUARD	0	7.15	0	116.63	7.85	7.85	0	0	0	114	58	
TOTAL	0	7.15	0	116.63	7.85	7.85	0	0	0	114	58	

Participation in these fisheries was limited to two vessels with historic catch. Only one vessel participated. In agreement with NMFS in season managers and the intercoop manager, the fishery was opened under strict voluntary registration measures.

**G. UNALASKA FLEET COOPERATIVE 2002 GULF OF ALASKA – DEEP WATER
FLATFISH – CATCH AND BYCATCH**

Vessel	Eastern	Central	Western	Total Groundfish Weight	Halibut Bycatch MT	Halibut Mortality MT	Chinook N	Other Salmon N	Red King crab N	Bairdi N	Other Tanner N	Herring Wt
	GOA Deep Water Flatfish Landed RWE	GOA Deep Water Flatfish Landed RWE	GOA Deep Water Flatfish Landed RWE									
PROGRESS	0	3.60	0	6.08	0.10	0.10	0	0	0	6	0	0
VANGUARD	0	58.35	0	116.63	7.85	7.85	0	0	0	114	58	
TOTAL	0	61.95	0	122.71	7.95	7.95	0	0	0	120	58	0

Participation in these fisheries was limited to two vessels with historic catch. Two vessels participated. In agreement with NMFS in season managers and the intercoop manager, the fishery was opened under strict voluntary registration measures.

**H. UNALASKA FLEET COOPERATIVE 2002 GULF OF ALASKA – PACIFIC OCEAN
PERCH (POP) – CATCH AND BYCATCH**

Vessel	Eastern	Central	Western	Total Groundfish Weight	Halibut Bycatch MT	Halibut Mortality MT	Chinook N	Other Salmon N	Red King Crab N	Bairdi N	Other Tanner N	Herring Wt
	GOA POP Landed GWE	GOA POP Landed RWE	GOA POP Landed RWE									
PROGRESS	0	213.63	0	381.28	25.65	25.65	0	0	0	373	188	0
TOTAL	0	213.63	0	381.28	25.65	25.65	0	0	0	373	188	0

Participation in these fisheries was limited to two vessels with historic catch. Only one vessel participated in the directed fishery. In agreement with NMFS in season managers and the intercoop manager, the fishery was opened under strict voluntary registration measures.

**I. UNALASKA FLEET COOPERATIVE 2002 GULF OF ALASKA –NORTHERN
ROCKFISH – CATCH AND BYCATCH**

Vessel	Eastern GOA Northern Rockfish Landed GWE	Central GOA Northern Rockfish Landed RWE	Western GOA Northern Rockfish Landed RWE	Total Groundfish Weight	Halibut Bycatch MT	Halibut Mortality MT	Chinook N	Other Salmon N	Red King Crab N	Bairdi N	Other Tanner N	Herring Wt
PROGRESS	0	78.61	0	100.23	0.045	0.045	0	0	0	0	0	0
TOTAL	0	78.61	0	100.23	0.045	0.045	0	0	0	0	0	0

Participation in these fisheries was limited to two vessels with historic catch. Only one vessel participated. In agreement with NMFS in season managers and the intercoop manager, the fishery was opened under strict voluntary registration measures.


RESOLUTION OF DIRECTORS

UNALASKA FLEET CO-OPERATIVE

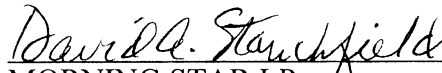
The Directors of Unalaska Fleet Co-Operative, as representatives of each owner or each below listed vessel, do hereby consent to the continuation of the Unalaska Fleet Co-Operative into the year 2002, and agree to the attached Harvest Schedule replacing Exhibit A of the original Membership Agreement signed and dated December 16, 1999.

Unalaska Fleet Co-operative – best 2 out of 3 years

Vessel	1995	1996	1997	Best 2 of 3	% of Coop
ALASKA ROSE	7,267	7,473		14,740	13.809%
BERING ROSE	7,974	7,119		15,093	14.140%
DESTINATION	10,685		8,165	18,850	17.660%
GREAT PACIFIC	5,507	5,317		10,824	10.141%
MESSIAH	953		1,053	2,006	1.879%
MORNING STAR	7,706	7,162		14,868	13.929%
MS AMY	2,542	1,733		4,275	4.005%
PROGRESS		4,738	4,121	8,859	8.300%
SEA WOLF	7,334	5,936		13,270	12.432%
VANGUARD	127		367	494	0.463%
WESTERN DAWN	2,611	849		3,460	3.242%
TOTALS				106,739	100.00%
NMFS				106,737	



ALASKA ROSE LP
 BERING ROSE LP
 GREAT PACIFIC LP
 KENDRICK BAY LP (SEA WOLF)
 F/V MS AMY & MESSIAH LP




MORNING STAR LP

Manager




PROGRESS LP



VANGUARD LP



F/V WESTERN DAWN LLC



DESTINATION LP

Dated

11/29/01

KAT/lw

