



Quick Start Guide

<http://www.nal.usda.gov/wicworks>

Beginning at WIC Works

Open your web browser

Note: The WIC Course is not supported in Netscape 7.0
(Previous versions of Netscape and all versions of Internet Explorer are supported.)

Type
<http://www.nal.usda.gov/wicworks> in
the address line

This will take you to the WIC Works Web Site

Click on **WIC Learning Online**

You are now in the Online Learning Section of WIC Works. From here you can **Begin the Course**, view this quick start guide, view a course tutorial, and visit the Support Center for more resources and printable job aids.

Click on **Enter the Course**

The Login Page is displayed.

Logging into the Course

The first time you enter the course you will need to set up a profile for yourself by selecting the First Time Users link.

Note: If you receive a message that “the User ID you selected is already in use”, you will need to select another User ID (try adding numbers at the beginning or end to make the User ID more unique).

The information gathered here is for tracking purposes only.

Click the Log In button.

You will see a message letting you know that a password will be sent to you via email. The email should arrive within 1-2 business days. If you do not receive an email, send a message to wicworks@nal.usda.gov.

First-time users, click here

Registered Users

User ID

Password

[Login to SkillPort](#) [Reset Form](#)

[Forgot your Password?](#)

User ID

Your Password will be generated and sent to the Email Address you specified

Enable Web Accessibility (What is Web Accessibility?)

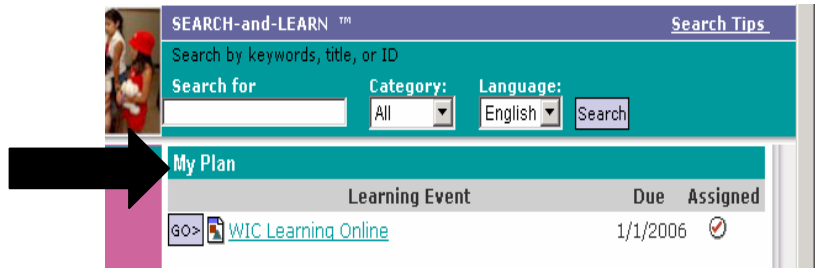
Once you receive your password, return to the login page and type in your User ID and password to enter the course.

The SkillPort WIC Learning home page is displayed.

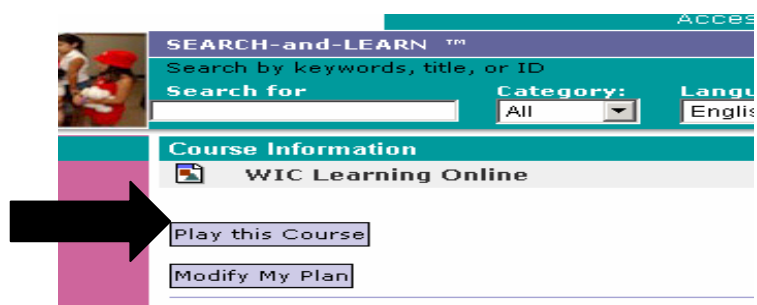
Note: Every time you enter the course you will need to login via this screen.

Accessing the Course

Click **WIC Learning Online** in the middle of the page under the My Plan/Learning Event Section.

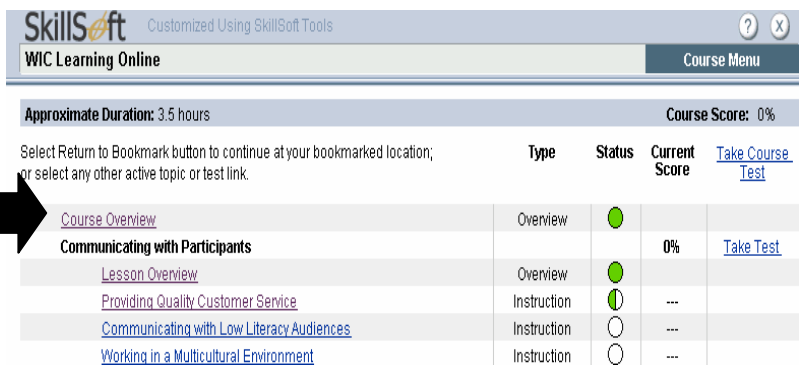


From the top of the Course Information page, click **Play this Course**



The course will open up to the Course Menu screen where you can access all of the modules and view your progress.

Select **Course Overview** from the top left of the page to begin a guided tutorial of the course features.



At the end of the Course Overview the first module will begin.

For more information see the tutorial located in the "How to Get Started" section of WIC Learning Online at http://www.nal.usda.gov/wicworks/WIC_Learning_Online/started.html.