




Federal Trade Commission

---

**P E R F O R M A N C E**  
& **ACCOUNTABILITY REPORT**

---

**F I S C A L Y E A R 2010**



# ABOUT THIS REPORT

The Federal Trade Commission's (FTC) Fiscal Year (FY) 2010 Performance and Accountability Report (PAR) provides the results of the agency's program and financial performance and demonstrates to the Congress, the President, and the public the FTC's commitment to its mission and accountability over the resources entrusted to it. This report, available at [www.ftc.gov/par](http://www.ftc.gov/par), includes information that satisfies the reporting requirements contained in the following legislation:

- Federal Managers' Financial Integrity Act of 1982
- Government Performance and Results Act of 1993
- Government Management Reform Act of 1994
- Reports Consolidation Act of 2000
- Accountability of Tax Dollars Act of 2002
- Improper Payments Information Act of 2002

The performance and financial information contained in this report is summarized in a "Summary of Financial and Performance Information" report available at [www.ftc.gov/par](http://www.ftc.gov/par) by February 2011.

## CERTIFICATE OF EXCELLENCE



The FTC received the Association of Government Accountants' *Certificate of Excellence in Accountability Reporting* for its FY 2009 PAR.

# HOW THIS REPORT IS ORGANIZED

This report includes four major sections plus supplemental information.



## 1. Management's Discussion and Analysis Section

The Management's Discussion and Analysis (MD&A) Section provides an overview of the FTC's mission and organization, an overview of key performance measures and efficiency measures, mission challenges, financial highlights, and management assurances on internal controls, financial systems, and compliance with laws and regulations.



## 2. Performance Section

The Performance Section explains the FTC's performance relative to its strategic goals and objectives, and includes an overview of how the performance data are verified and validated.



## 3. Financial Section

The Financial Section provides financial details, including the independent auditor's report and audited financial statements.



## 4. Other Accompanying Information Section

The Other Accompanying Information Section provides management and performance challenges identified by the Inspector General along with the Chairman's response and a summary of financial statement audit and management assurances.



## 5. Appendices

Appendix A lists the acronyms used throughout this report; Appendix B lists the measures replaced in the latest update of the agency's strategic plan; Appendix C provides contact information and acknowledgements.

# THE FTC AT-A-GLANCE

## History

The federal government created the Bureau of Corporations in 1903. In 1914, President Woodrow Wilson signed the Federal Trade Commission Act into law, and the Bureau of Corporations became the FTC.

## Laws Enforced

The FTC is a law enforcement agency with both consumer protection and competition jurisdiction in broad sectors of the economy. The agency administers a wide variety of laws and regulations, such as the Federal

Trade Commission Act, Telemarketing Sales Rule, Identity Theft Act, Fair Credit Reporting Act, and Clayton Act.

## Profile

- The agency is headquartered in Washington, DC, and operates with seven regions across the United States.
- The agency had over 1,100 full-time equivalent employees at the end of FY 2010.
- Total new budget authority for FY 2010 was \$293 million.

## DID YOU KNOW?

- Consumers are affected every day by the FTC's activities. For example, consumers receive fewer telemarketing calls, obtain free credit reports, receive less spam, receive identity theft victim assistance, access truthful information about health and weight-loss products, pay lower prescription drug prices thanks to the availability of generic drugs, and enjoy competitive prices for goods as a result of merger reviews and actions taken by the FTC.
- The agency manages the National Do Not Call (DNC) Registry, which gives consumers the opportunity to limit telemarketing calls. At the end of the fiscal year, there were more than 200 million active registrations on the DNC Registry.
- In FY 2010, the FTC took action against mergers likely to harm competition in markets with a total of \$22.5 billion in sales. The agency's efforts to maintain aggressive competition among sellers benefit consumers through lower prices, higher quality products and services, additional choice, and greater innovation.
- The FTC shares the more than 13.6 million consumer fraud, identity theft, financial, and DNC Registry complaints it has collected during the past five years with more than 1,900 law enforcement partner agencies worldwide via the secure Consumer Sentinel Network website.

# MESSAGE FROM THE CHAIRMAN



Jon Leibowitz  
Chairman

The Federal Trade Commission is a small agency with a broad mission, and we strive to serve the American public efficiently and effectively. This past year, continuing financial hardship for many consumers and changes in our technology-driven marketplace have required the FTC to be flexible and to stay on the cutting edge of consumer protection and competition issues. Together with our talented and dedicated staff, we have worked harder than ever to leverage our limited resources and unleash our creativity to meet the nation's economic and technological challenges—and to produce results for the American people. This Performance and Accountability Report for Fiscal Year 2010 shows how we managed our resources, highlights our major accomplishments, and outlines our plans to address the challenges ahead.

While the FTC's two core goals—protecting consumers and maintaining competition—have not changed, we continue to adapt our objectives and strategies to achieve these goals. To protect consumers, the FTC has given priority to addressing the financial crisis, privacy, technology and new media, marketing of health care products, “green” marketing, and marketing to children. To maintain competition, we work to preserve competitive markets as the most efficient way to bring consumers lower prices, greater innovation, and more choices in areas such as health care, technology, energy, and retail. We also have added a third goal, “advance the FTC's performance,” to highlight our dedication to organizational, individual, and management excellence.

## FY 2010 PERFORMANCE HIGHLIGHTS

- **FINANCIAL DOWNTURN:** With Americans continuing to feel the effects of the economic downturn, the FTC has moved deftly to stop fraudulent, deceptive or unfair schemes that exploit financially distressed consumers. These efforts include law enforcement actions against foreclosure “rescue” scams, bogus debt relief and credit repair services, and deceptive work-at-home and get-rich-quick schemes. We also reached a \$108 million settlement with two Countrywide mortgage servicing companies to resolve charges that they collected excessive fees from borrowers who were struggling to keep their homes. In addition, the FTC enacted a new rule to combat deceptive and abusive telemarketing of debt relief services, and continued to educate consumers about managing their finances and avoiding scams.
- **PRIVACY:** The FTC continued its ambitious consumer privacy program, focusing on online privacy, data security, children's privacy, and protecting consumers from intrusive telemarketing. This year the Do Not Call Registry, one of our most successful and popular initiatives, surpassed 200 million registered numbers. We also examined privacy issues at a series of public roundtables exploring ways to foster privacy protections without limiting innovation in areas including social networking, online behavioral advertising, and mobile marketing; we will issue proposals for comment in FY2011.
- **HEALTH CARE AND PHARMACEUTICALS:** The high cost of health care is a huge concern for consumers, employers, and the nation as a whole. An FTC priority is ending “pay-for-delay” agreements between brand-name drug companies and their generic competitors, which keep low-cost generic drugs off the market, costing consumers \$3.5 billion a year. The FTC has investigated and challenged such pharmaceutical patent settlements and supports legislation to eliminate this problem. The agency also monitored mergers between hospitals, pharmaceutical

companies, and medical device manufacturers, taking action against mergers that may raise the cost of health care.

- **HIGH-TECH:** The FTC's antitrust investigations increasingly have involved high-technology sectors of the economy. For example, the agency took action against Intel Corporation, charging the world's leading computer chip maker with illegally using its dominant market position to stifle competition and strengthen its monopoly. The Commission's settlement with Intel will put an end to its anticompetitive practices, while allowing Intel to compete on the basis of high quality, innovative products, so that consumers will reap the benefits of fair competition.
- **COMPETITION POLICY:** During FY 2010, the FTC held six conferences on competition-related topics, including energy, merger guidelines, the intersection of patent policy and competition policy, and journalism in the Internet age. After public comment, the FTC and the Department of Justice issued revised horizontal merger guidelines to help the public, practitioners, and the courts understand how the agencies analyze these transactions.
- **OUTREACH AND PARTNERSHIPS:** The FTC's stakeholders include consumers, industry, and law enforcement partners, and we look to them to help identify marketplace trends and challenges. We encourage the public to contact us through our online complaint forms and toll-free phone numbers, and invite stakeholders to workshops and hearings to discuss current issues and industry developments.

We enforce consumer protection and antitrust laws with the assistance of our domestic and foreign law enforcement partners, and maximize the deterrent impact by publicizing our work through various media and an extensive consumer and business education program. We communicate directly with consumers through both online resources such as [www.ftc.gov](http://www.ftc.gov) and printed publications. Much of the agency's extensive consumer education materials are also available in Spanish at [www.ftc.gov/ojo](http://www.ftc.gov/ojo).

## FINANCIAL MANAGEMENT

We take our jobs as stewards of the taxpayers' money seriously. For the FY 2010 independent financial audit, we received our 14th consecutive unqualified opinion, the highest audit opinion available. The independent auditors did not identify any material weaknesses, significant deficiencies, or instances of non-compliance with laws and regulations. I am also proud to report we had no material internal control weaknesses (see Statement of Assurance, p. 25) and that our financial and performance data in this report are reliable and complete under Office of Management and Budget guidance. Also of note, if you combine all the consumer redress we distributed and fines we collected in FY 2010, plus our Hart-Scott-Rodino and Do Not Call fees, our agency would have returned to U.S. taxpayers nearly half of our FY 2010 appropriation.

## FUTURE CHALLENGES

In accordance with the Reports Consolidation Act of 2000, the Inspector General (IG) identified key management and performance challenges facing the agency, and he assessed our progress in addressing them. This year, the IG determined that FTC management faces challenges in protection of data (both personally identifiable information and non-public information), information technology security, and case management to target the most significant consumer problems. Agency management agrees that these are critical challenges, and with the IG's assessment of our progress, as discussed in the Other Accompanying Information Section of this report (see p. 123). Moving forward, we will continue to tackle these matters proactively.

Along with my fellow Commissioners and the FTC's extremely capable and committed staff, I look forward to working with Congress, consumers, industry members, and our domestic and international law enforcement partners in continuing to protect consumers and promote competition in these challenging times.



Jon Leibowitz  
November 12, 2010

# TABLE OF CONTENTS

## INTRODUCTION

About This Report .....	I
How This Report Is Organized .....	II
The FTC At-A-Glance .....	III
Message from the Chairman .....	IV

## MANAGEMENT'S DISCUSSION AND ANALYSIS ..... 1

Mission and Organization .....	2
The FTC: Our Purpose and History .....	3
Our Organization .....	4
Our People .....	6
Performance Overview .....	7
Strategic and Performance Planning Framework .....	7
Key Performance Measures and Efficiency Measures Overview .....	8
Performance Measures Summary .....	18
Agency Mission Challenges .....	19
Management Assurances.....	24
Implementation of the Federal Managers' Financial Integrity Act (FMFIA) at the FTC.....	24
Chairman's FMFIA Statement of Assurance .....	25
Financial Highlights .....	27

## PERFORMANCE SECTION ..... 33

Introduction to Performance.....	34
Relationship of Outputs to Outcomes.....	34
Verification and Validation of Performance Data .....	34
Performance Measure Summary Table.....	36
Strategic Goal #1: Protect Consumers.....	36
Strategic Goal #2: Maintain Competition.....	39
Strategic Goal #3: Advance Performance .....	41



**FINANCIAL SECTION** ..... 93

Message from the Acting Chief Financial Officer ..... 94

Inspector General’s Transmittal Letter for Audit Report..... 95

Independent Auditor’s Report ..... 97

Principal Financial Statements ..... 101

Notes to the Financial Statements..... 106

**OTHER ACCOMPANYING INFORMATION**..... 123

Inspector General-Identified Management and Performance Challenges ..... 124

Chairman’s Response to IG Challenges ..... 131

Summary of Financial Statement Audit and Management Assurances ..... 132

Improper Payments Information Act ..... 134

**APPENDICES** ..... 135

Acronyms..... 136

Discontinued Performance Measures ..... 138


Contact Information and Acknowledgements ..... 139



# Management's Discussion & Analysis



# MANAGEMENT'S DISCUSSION AND ANALYSIS



# MISSION AND ORGANIZATION

The work of the Federal Trade Commission (FTC) is critical to protecting and strengthening free and open markets and promoting informed consumer choice, both in the United States (U.S.) and around the world. The FTC performs its mission through the use of a variety of tools, including law enforcement, rulemaking, research, studies on marketplace trends and legal developments, and consumer and business education.

## The FTC's Vision

A U.S. economy characterized by vigorous competition among producers and consumer access to accurate information, yielding high-quality products at low prices and encouraging efficiency, innovation, and consumer choice.

## The FTC's Mission

To prevent business practices that are anticompetitive or deceptive or unfair to consumers; to enhance informed consumer choice and public understanding of the competitive process; and to accomplish this without unduly burdening legitimate business activity.



## The FTC: Our Purpose and History

Consumers and businesses are likely to be more familiar with the work of the FTC than they think. In the consumer protection area, the care labels in clothes, product warranties, or stickers showing the energy costs of home appliances illustrate information that is required by the FTC. Likewise, businesses must be familiar with the laws requiring truthful advertising and protecting consumers' personally identifiable information and sensitive health information. These laws are administered by the FTC.

Each year, more people around the globe have come to understand that the competition among independent businesses is good for consumers, the businesses themselves, and the economy. Competitive markets yield lower prices and better quality goods and services, and a vigorous marketplace provides the incentive and opportunity for the development of new ideas and

innovative products and services. Many of the laws governing competition also are administered by the FTC.

The FTC has a long tradition of maintaining a competitive marketplace for both consumers and businesses. When the FTC was created in 1914, its purpose was to prevent unfair methods of competition in commerce as part of the battle to "bust the trusts." Over the years, the Congress passed additional laws giving the agency greater authority over anticompetitive practices. In 1938, the Congress passed a broad prohibition against "unfair and deceptive acts or practices." Since then, the FTC also has been directed to administer a wide variety of other consumer protection laws and regulations, including the Telemarketing Sales Rule, the Identity Theft Act, and the Equal Credit Opportunity Act.



### THE FTC HISTORY AND LAWS

The Bureau of Corporations was the FTC's predecessor agency. The change from the Bureau of Corporations to the FTC had its genesis in the Supreme Court's 1911 decision in the Standard Oil case (*Standard Oil Co. v. U.S.*, 221 U.S. 1 (1911)). In the aftermath of that decision, Congress determined to create an administrative agency that would be directed to prevent "unfair

methods of competition;" to give definition to that general prohibition; to use a number of quasi-judicial powers to enforce that prohibition; and to enforce the Clayton Act. The FTC Act was later amended to prohibit unfair or deceptive acts or practices. The FTC currently has enforcement and administrative responsibilities under 46 laws. For a description of and further information on each law see [www.ftc.gov/ogc/stats.shtm](http://www.ftc.gov/ogc/stats.shtm).



The FTC Commission: (left to right) Edith Ramirez, Commissioner; William E. Kovacic, Commissioner; Jon Leibowitz, Chairman; J. Thomas Rosch, Commissioner; Julie Brill, Commissioner.

## Our Organization

The FTC is an independent agency that reports to the Congress on its actions. These actions include pursuing vigorous and effective law enforcement; advancing consumers' interests by sharing its expertise with federal and state legislatures and U.S. and international government agencies; developing policy and research tools through hearings, workshops, and conferences; and creating practical and plain-language educational programs for consumers and businesses in a global marketplace with constantly changing technologies.

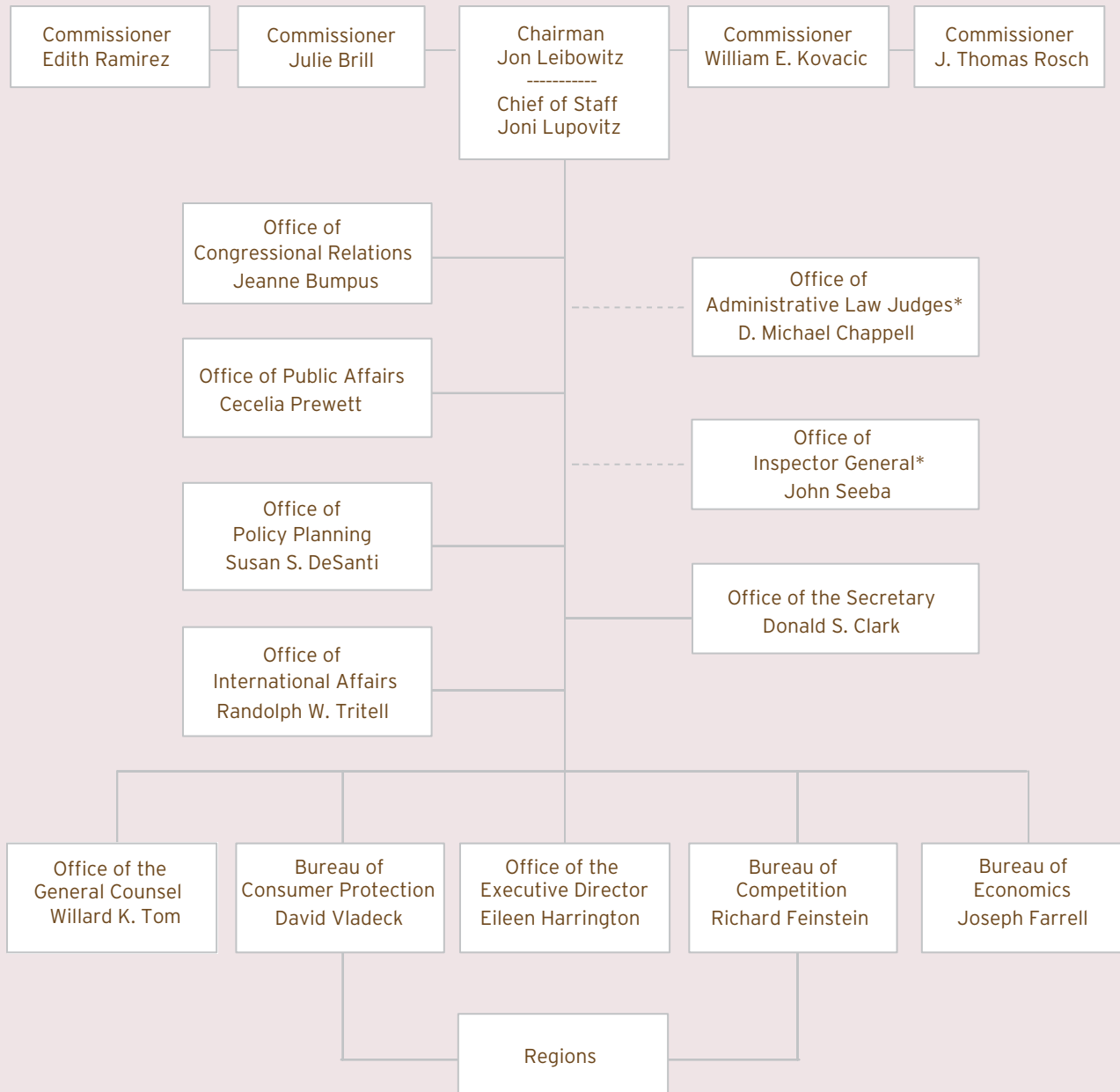
The FTC is headed by a Commission composed of five commissioners, nominated by the President and confirmed by the senate, each serving a seven-year term. The President chooses one commissioner to act

as Chairman. No more than three commissioners can be from the same political party. Jon Leibowitz was designated to serve as Chairman of the FTC on March 2, 2009, by President Barack H. Obama. Leibowitz was previously sworn in as a commissioner on September 3, 2004, following his nomination by the President and confirmation by the U.S. Senate. At the end of the fiscal year, the Commissioners were Julie Brill, William E. Kovacic, Edith Ramirez, and J. Thomas Rosch.

The FTC's mission is carried out by three bureaus: the Bureau of Consumer Protection, the Bureau of Competition, and the Bureau of Economics. Work is aided by offices, including the Office of General

Counsel, the Office of Inspector General, the Office of International Affairs, the Office of the Executive Director, and seven regions.

## Federal Trade Commission Organization Chart



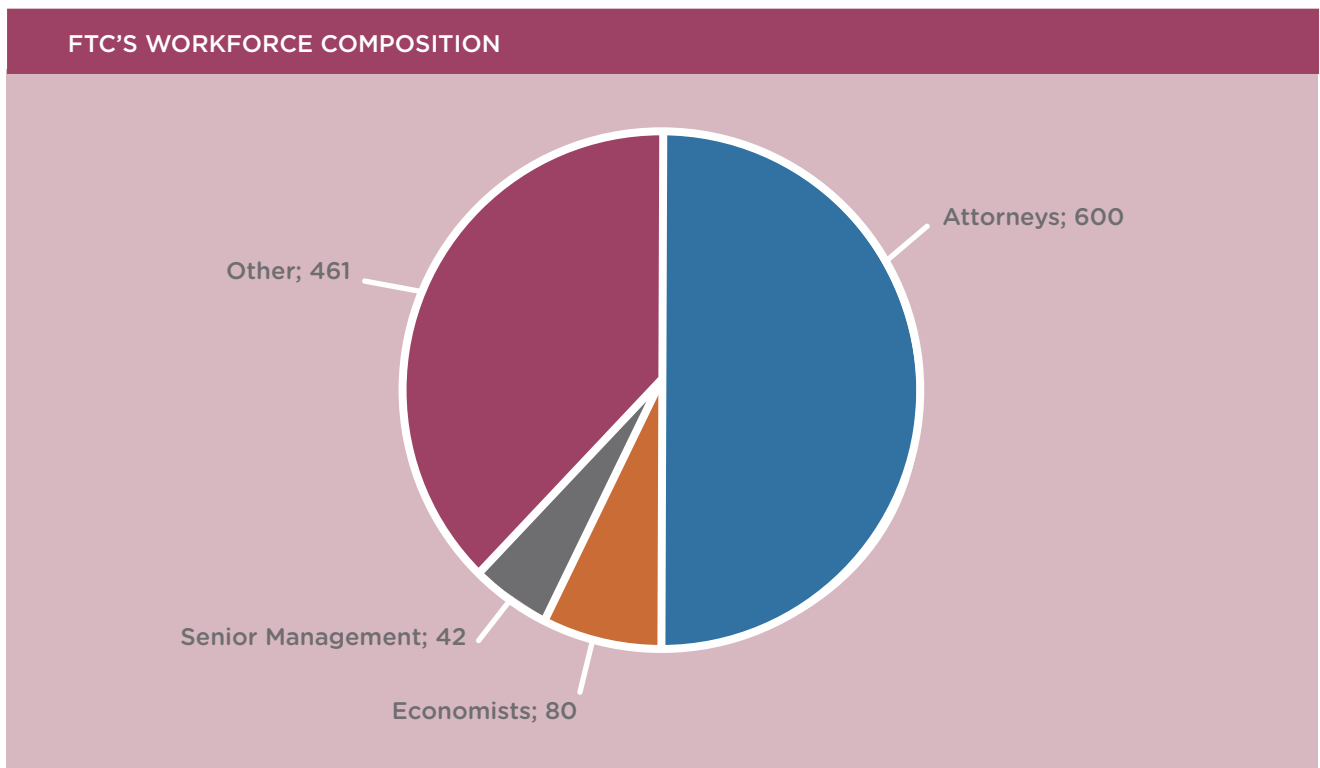
\*An independent organization within the FTC

The agency is headquartered in Washington, DC, and operates with seven regions across the U.S. The graphic below illustrates the locations of the FTC regions.



### Our People

The FTC's workforce is its greatest asset. The agency's workforce consists of over 1,100 civil service employees dedicated to addressing the major concerns of American consumers. The chart below shows workforce composition by category.





# PERFORMANCE OVERVIEW

This section explains the FTC’s strategic and performance planning framework and summarizes the key performance measures and efficiency measures reported in the Performance Section. The Performance Section contains details of program performance results, trend data by fiscal year, resources, strategies, factors affecting performance, and the procedures used to verify and validate the performance data. The financial data and performance results described in this report enable the FTC to administer its programs, gauge their success, and make adjustments necessary to improve program quality for the public. The steps the FTC has taken to ensure the performance information it reports is complete, accurate, and consistent are described in the Performance Section: Verification and Validation of Performance Data.

## Strategic and Performance Planning Framework

### PERFORMANCE MEASUREMENT METHODOLOGY

The FY 2010 performance planning framework originates from the FTC’s Fiscal Years 2009 to 2014 Strategic Plan, available at [www.ftc.gov/opp/gpra/spfy09fy14.pdf](http://www.ftc.gov/opp/gpra/spfy09fy14.pdf) and is supported by the FTC’s Performance Plan, available at [www.ftc.gov/opp/gpra/2011\\_performance\\_plan.pdf](http://www.ftc.gov/opp/gpra/2011_performance_plan.pdf).

The FTC began operating under an updated strategic plan in FY 2010. As further explained in the Performance Section, the effort to update the plan included reassessing the agency’s overall performance framework and evaluating performance measures to ensure they provide the most relevant and meaningful information on strategic goals and objectives. As a result, the agency added 26 new measures and discontinued 19 measures (see Appendix B). The FTC’s work is now structured around three strategic goals and 13 objectives. Performance measures are used to gauge the FTC’s success for each objective.

<b>Strategic Goals</b>	Statements of long-term aims outlined in the Strategic Plan, which define how the agency carries out its mission.
<b>Objectives</b>	Statements of how the FTC plans to achieve the strategic goals.
<b>Performance Measures</b>	Indicators used to gauge success in reaching strategic objectives.
<b>Key Measures</b>	Measures that best indicate whether agency activities are achieving the desired outcome associated with the related objective.
<b>Targets</b>	Expressions of desired performance levels or specific desired results targeted for a given fiscal year. Targets are expressed in quantifiable terms.

STRATEGIC GOALS	OBJECTIVES						
<p><b>PROTECT CONSUMERS</b> Prevent fraud, deception, and unfair business practices in the marketplace.</p> <table style="width: 100%; border-collapse: collapse;"> <tr> <td style="width: 60%;"><b>Gross Costs:</b></td> <td style="text-align: right;"><b>\$158</b></td> </tr> <tr> <td><b>Less Earned Revenue:</b></td> <td style="text-align: right;"><b>(14)</b></td> </tr> <tr> <td><b>Net Costs:</b></td> <td style="text-align: right;"><b>\$144</b></td> </tr> </table>	<b>Gross Costs:</b>	<b>\$158</b>	<b>Less Earned Revenue:</b>	<b>(14)</b>	<b>Net Costs:</b>	<b>\$144</b>	Identify fraud, deception, and unfair practices that cause the greatest consumer injury.
	<b>Gross Costs:</b>	<b>\$158</b>					
	<b>Less Earned Revenue:</b>	<b>(14)</b>					
	<b>Net Costs:</b>	<b>\$144</b>					
	Stop fraud, deception, unfairness, and other unlawful practices through law enforcement.						
Prevent consumer injury through education.							
Enhance consumer protection through research, reports, rulemaking, and advocacy.							
	Protect American consumers in the global marketplace by providing sound policy and technical input to foreign governments and international organizations to promote sound consumer policy.						
<p><b>MAINTAIN COMPETITION</b> Prevent anticompetitive mergers and other anticompetitive business practices in the marketplace.</p> <table style="width: 100%; border-collapse: collapse;"> <tr> <td style="width: 60%;"><b>Gross Costs:</b></td> <td style="text-align: right;"><b>\$117</b></td> </tr> <tr> <td><b>Less Earned Revenue:</b></td> <td style="text-align: right;"><b>(74)</b></td> </tr> <tr> <td><b>Net Costs:</b></td> <td style="text-align: right;"><b>\$43</b></td> </tr> </table>	<b>Gross Costs:</b>	<b>\$117</b>	<b>Less Earned Revenue:</b>	<b>(74)</b>	<b>Net Costs:</b>	<b>\$43</b>	Take action against anticompetitive mergers and practices that may cause significant consumer injury.
	<b>Gross Costs:</b>	<b>\$117</b>					
	<b>Less Earned Revenue:</b>	<b>(74)</b>					
	<b>Net Costs:</b>	<b>\$43</b>					
Prevent consumer injury through education.							
Enhance consumer benefit through research, reports, and advocacy.							
	Protect American consumers in the global marketplace by providing sound policy recommendations and technical advice to foreign governments and international organizations to promote sound competition policy.						
<p><b>ADVANCE PERFORMANCE</b> Advance the FTC's performance through organizational, individual, and management excellence.</p> <p><i>(Since Goal 3 applies to overall performance across the agency, Goal 3 costs are distributed to Goal 1 and Goal 2)</i></p>	Provide effective human resources management.						
	Provide effective infrastructure and security management.						
	Provide effective information resources management.						
	Provide effective financial and acquisition management.						

## Key Performance Measures and Efficiency Measures Overview

The FTC has established performance measures for assessing program performance against strategic goals and objectives. Of the 40 measures, 16 are considered “key” measures because they best indicate whether agency activities are achieving the desired outcome associated with the related objective. Two performance measures are considered efficiency measures because they are ratios of outcomes to inputs. These measures help determine if the agency is doing things right, i.e., minimizing resources used. For each measure, the FTC has established a performance target.

The following table summarizes actual performance during FY 2010 against established targets for all of the FTC’s key performance and efficiency measures and provides a synopsis of related highlights. The table also includes actual results from the past two fiscal years. The FTC met or exceeded 15 of the 16 key measures and the two efficiency measures.

## LEGEND FOR UPCOMING TABLES

✓	Signifies that the target is met or exceeded
✗	Signifies that the target is not met

### STRATEGIC GOAL 1: PROTECT CONSUMERS

#### Objective 1.1 Identify fraud, deception, and unfair practices that cause the greatest consumer injury

Key Measure 1.1.2 The percentage of the FTC's consumer protection law enforcement actions that target the subject of consumer complaints to the FTC.

			<b>PERFORMANCE HIGHLIGHTS</b>
<b>2010</b>	<b>Target</b>	65.0% of actions	<p>At the request of the FTC, a U.S. district court in August 2010 ordered Central Coast Nutraceuticals, Inc., marketers of acai berry supplements, "colon cleansers," and other products, to temporarily halt an Internet sales scheme that allegedly scammed consumers out of \$30 million or more in 2009 alone through deceptive advertising and unfair billing practices. Since 2007, victimized consumers have flooded the FTC and other law enforcement agencies, and the Better Business Bureau, with more than 2,800 complaints about the company.</p> <p>Acai berry supplements, derived from acai palm trees that are native to Central and South America, have become popular in recent years. Last year, the Better Business Bureau named fake "free" trial offers—including those for acai supplements offered by the defendants in this case—as one of the "Top 10 Scams and Rip Offs of 2009."</p>
	<b>Actual</b>	95.9% of actions  ✓	
<b>2009</b>	<b>Actual</b>	79.0% of actions	
<b>2008</b>	<b>Actual</b>	71.0% of actions	

**Objective 1.2: Stop fraud, deception, unfairness, and other unlawful practices through law enforcement**

Key Measure 1.2.1 The percentage of all cases filed by the FTC that were successfully resolved through litigation, a settlement, or issuance of a default judgment.

2010	<b>Target</b>	75.0-85.0% of cases	<p><b>PERFORMANCE HIGHLIGHTS</b></p> <p>Two Countrywide mortgage servicing companies in May 2010 agreed to pay \$108 million to settle FTC charges that they collected excessive fees from cash-strapped borrowers who were struggling to keep their homes. The \$108 million represents one of the largest judgments imposed in an FTC case, and the largest mortgage servicing case. It will be used to reimburse overcharged homeowners whose loans were serviced by Countrywide before it was acquired by Bank of America in July 2008.</p> <p>According to the complaint filed by the FTC, Countrywide's loan-servicing operation deceived homeowners who were behind on their mortgage payments into paying inflated fees—fees that could add up to hundreds or even thousands of dollars. Many of the homeowners had taken out loans originated or funded by Countrywide's lending arm, including subprime or "nontraditional" mortgages, such as payment option adjustable rate mortgages, interest-only mortgages, and loans made with little or no income or asset documentation, the complaint states.</p>
	<b>Actual</b>	99.2% of cases ✓	
2009	<b>Actual</b>	N/A	
2008	<b>Actual</b>	N/A	

### Objective 1.3: Prevent consumer injury through education

Key Measure 1.3.2 Customer satisfaction rate with an FTC consumer education website or microsite.

2010	<b>Target</b>	Exceed average citizen satisfaction rate as published in the American Customer Satisfaction Index E-Government Satisfaction Index.	<p><b>PERFORMANCE HIGHLIGHTS</b></p> <p>The FTC used the American Customer Satisfaction Index to measure how satisfied visitors to OnGuardOnline.gov are. Over 100 federal agencies use this survey to measure customer satisfaction. In FY 2010, the FTC collected 3,721 completed surveys for OnGuardOnline.gov, which maintained an overall customer satisfaction score of 77, above the benchmark score of 74 for government websites. The survey also allows the FTC to measure key website elements such as navigation, site information, look and feel, site performance and functionality. The OnGuardOnline.gov score for each of these elements was above the national benchmark for satisfaction. In addition, when visitors were asked whether they were able to do what they wanted on the site, 73 percent said yes and another 18 percent said partially, a strong indication that the site is an effective and helpful tool for consumers.</p>
	<b>Actual</b>	Exceeded ✓	
2009	<b>Actual</b>	N/A	
2008	<b>Actual</b>	N/A	

### Objective 1.4: Enhance consumer protection through research, reports, rulemaking, and advocacy

Key Measure 1.4.4 The percentage of proposed Administrative Procedure Act (APA) rulemakings, conducted solely by the FTC, completed within nine months of receipt of final comments in the Final Notice of Proposed Rulemaking.

2010	<b>Target</b>	75.0% of rulemakings	<p><b>PERFORMANCE HIGHLIGHTS</b></p> <p>In February 2010, the FTC completed amendments to the Free Credit Report Rule to prevent deceptive marketing of “free credit reports,” pursuant to the Credit CARD Act of 2009. The amended rule requires prominent disclosures for “free credit report” advertising in order to prevent consumers from confusing these so-called “free” offers with the federally mandated free annual credit reports.</p>
	<b>Actual</b>	100.0% of rulemakings ✓	
2009	<b>Actual</b>	N/A	
2008	<b>Actual</b>	N/A	

**Objective 1.5: Protect American consumers in the global marketplace by providing sound policy and technical input to foreign governments and international organizations to promote sound consumer policy**

Key Measure 1.5.1 Policy advice provided to foreign consumer protection and privacy agencies, directly and through international organizations, through substantive consultations, written submissions, or comments.

2010	<b>Target</b>	40 policy inputs	<p><b>PERFORMANCE HIGHLIGHTS</b></p> <p>The FTC participated actively in international policy consultations on consumer protection and privacy issues directly with other countries and the European Union, and in multilateral organizations such as the Organization for Economic Co-operation and Development (OECD), Asia Pacific Economic Cooperation, the Internet Corporation of Assigned Names and Numbers, the International Conference of Data Protection and Privacy Commissioners, the Organization of American States, and the United National Commission on International Trade Law. The FTC also hosted a major conference on protecting and empowering consumers in electronic commerce, which drew more than 250 government officials, business leaders, consumer advocates, and academics from around the world to discuss how to advance OECD work in this area in light of technological and marketplace developments.</p>
	<b>Actual</b>	64 policy inputs ✓	
2009	<b>Actual</b>	N/A	
2008	<b>Actual</b>	N/A	

## STRATEGIC GOAL 2: MAINTAIN COMPETITION

### Objective 2.1: Take action against anticompetitive mergers and practices that may cause significant consumer injury

Key Measure 2.1.1 Actions to maintain competition, including litigated victories, consent orders, abandoned transaction remedies, restructured transaction remedies, or fix-it-first transaction remedies in a significant percentage of substantial merger and nonmerger investigations.

2010	Target	40.0–60.0% of substantial investigations	<b>PERFORMANCE HIGHLIGHTS</b> The FTC obtained a positive result in 22 of the 57 significant merger and nonmerger investigations it concluded during FY 2010.  On the merger side this includes successful second request or compulsory process investigations in matters involving crucial pharmaceuticals (Watson Pharmaceuticals / Arrow Group, Merck / Schering-Plough, and Nestle / Novartis), high tech devices used in the medical industry (Danaher Corp / MDS) and in scientific and industrial applications (Varian, Inc. / Agilent, Inc and Panasonic / Sanyo), funeral services (SCI / Palm Mortuary and SCI / Keystone North America), and diesel refueling network centers (Flying J / Big West Oil).
	Actual	39.0% of substantial investigations <b>✘</b>	
2009	Actual	N/A	On the nonmerger side the FTC obtained considerable consumer relief in a number of matters involving computer micro chips (Intel Corporation*), health care providers (Roaring Fork Valley Physicians, IPA, Inc. and Minnesota Rural Health Cooperatives) and truck rental services (Amerco / Avis Budget Group).
2008	Actual	N/A	

### Performance Measure 2.1.4 Consumer savings of at least six times the amount of FTC resources allocated to merger program. (Efficiency Measure)

2010	Target	600.0%	<b>PERFORMANCE HIGHLIGHTS</b> During FY 2010, the agency saved consumers approximately 16 times the amount of resources devoted to the merger program, as calculated using the average consumer savings obtained under Performance Measure 2.1.2 (\$586 million) divided into the amount of resources used on the merger program. This result is largely attributable to consumer savings that exceeded target due to the presence of several enforcement actions over the last three years in the pharmaceutical industry, which involved significantly sized relevant product markets.
	Actual	1,670.0% <b>✓</b>	
2009	Actual	2,132.0%	
2008	Actual	1,121.0%	

### Performance Measure 2.1.7 Consumer savings of at least four times the amount of FTC resources allocated to nonmerger program over a five-year period. (Efficiency Measure)

2010	Target	400.0%	<b>PERFORMANCE HIGHLIGHTS</b> During FY 2010 the agency saved consumers approximately 24 times the amount of resources it devoted to the nonmerger enforcement program, as calculated using the average consumer savings obtained under Performance Measure 2.1.5 (\$508 million) divided into the amount of resources used on the nonmerger program. This result is largely attributable to consumer savings that exceeded target due to one particular case that involved Intel Corporation.
	Actual	2,418.0% <b>✓</b>	
2009	Actual	1,035.0%	
2008	Actual	164.0%	

\*Commissioner Kovacic was recused on the Intel case.

**Objective 2.2: Prevent consumer injury through education**

Key Measure 2.2.1 Competition resources accessed via the FTC's website.

2010	<b>Target</b>	10.0 million hits	<p><b>PERFORMANCE HIGHLIGHTS</b></p> <p>The FTC continued to develop competition related content to better serve the interest of its stakeholders, whether they are individual consumers, affected businesses, researchers, or practitioners and policy makers. During FY 2010, the FTC's online competition resources registered 21.5 million hits from external sources. These resources include pages that relate to individual investigations (such as complaints, orders, comments, and press releases), policy and research oriented content (such as reports, policy guides and fact sheets, workshop or conference web pages, the online competition enforcement database, advocacy filings, and <i>amicus</i> briefs), and business and consumer education material.</p>
	<b>Actual</b>	21.5 million hits ✓	
2009	<b>Actual</b>	11.9 million hits	
2008	<b>Actual</b>	12.5 million hits	

**Objective 2.3: Enhance consumer benefit through research, reports, and advocacy**

Key Measure 2.3.1 Workshops, seminars, conferences, and hearings convened or cosponsored that involve significant competition-related issues.

2010	<b>Target</b>	4 workshops, seminars, conferences, and hearings	<p><b>PERFORMANCE HIGHLIGHTS</b></p> <p>The FTC continues to devote resources to the organization of workshops, conferences, and hearings to foster an environment of discussion and analysis of the hot-topic issues that relate to competition. Of particular note, during FY 2010, the FTC convened a two-day workshop analyzing how the expansion of electronic delivery of news through new media methods is challenging traditional news organizations, and the implications for competition among media outlets and for consumer welfare. In addition, the FTC held a series of workshops to consider updates to the Horizontal Merger Guidelines that are used by the FTC and the Department of Justice to evaluate the potential competitive effects of mergers and acquisitions, and a workshop on the intersection of patent and competition policy.</p>
	<b>Actual</b>	6 workshops, seminars, conferences, and hearings ✓	
2009	<b>Actual</b>	N/A	
2008	<b>Actual</b>	N/A	



**Key Measure 2.3.2 Reports and studies issued on key competition-related topics.**

2010	<b>Target</b>	8 reports and studies	<p><b>PERFORMANCE HIGHLIGHTS</b></p> <p>Studying and issuing reports on the nation's crucial economic sectors is a key component of the FTC's competition related strategic objective. During FY 2010, the agency issued a seminal report on how pay-for-delay agreements in the pharmaceutical industry are costing U.S. consumers billions of dollars every year. Pay-for-delay is a type of anticompetitive patent settlement in which brand-name pharmaceutical companies delay generic competition that lowers prices by agreeing to pay a generic competitor to hold its competing product off the market for a certain period of time.</p> <p>In addition, the FTC issued its fifth annual "Federal Trade Commission Report on Ethanol Market Concentration" on the state of ethanol production in the U.S., and the semi-annual reports on oil and gas activities.</p>
	<b>Actual</b>	9 reports and studies ✓	
2009	<b>Actual</b>	N/A	
2008	<b>Actual</b>	N/A	

**Key Measure 2.3.3 Advocacy comments and *amicus* briefs on competition issues filed with entities including federal and state legislatures, agencies or courts.**

2010	<b>Target</b>	6 comments and briefs	<p><b>PERFORMANCE HIGHLIGHTS</b></p> <p>In FY 2010, the FTC filed advocacy comments on a range of competition issues, including gas pricing, electricity competition issues, and competition in medical, dentistry, and veterinary services. The FTC also filed <i>amicus</i> briefs on pay-for-delay settlements and patent issues, among others.</p>
	<b>Actual</b>	17 comments and briefs ✓	
2009	<b>Actual</b>	N/A	
2008	<b>Actual</b>	N/A	

**Objective 2.4: Protect American consumers in the global marketplace by providing sound policy recommendations and technical advice to foreign governments and international organizations to promote sound competition policy**

Key Measure 2.4.1 Policy advice provided to foreign competition agencies, directly and through international organizations, through substantive consultations, written submissions, or comments.

2010	<b>Target</b>	40 policy inputs	<p><b>PERFORMANCE HIGHLIGHTS</b></p> <p>The FTC's staff and officials work bilaterally with other agencies and through multilateral fora to provide policy advice in an effort to promote convergence based on sound competition law policy. The agency continues to devote significant resources to working with China and India on the implementation of their new laws and with sister agencies in key jurisdictions including the European Union, Canada, Japan, Korea, and Mexico. The FTC also actively participated in several multilateral organizations addressing competition policy and enforcement issues, often providing written submissions, which the FTC makes available on its website.</p>
	<b>Actual</b>	76 policy inputs ✓	
2009	<b>Actual</b>	N/A	
2008	<b>Actual</b>	N/A	

**STRATEGIC GOAL 3: ADVANCE PERFORMANCE**

**Objective 3.1: Provide effective human resources management**

Key Measure 3.1.2 The extent employees think the organization has the talent necessary to achieve organizational goals.

2010	<b>Target</b>	Exceed the government-wide results on the Federal Human Capital Survey's Talent Management Index	<p><b>PERFORMANCE HIGHLIGHTS</b></p> <p>The government-wide results were 60 percent and the FTC received 72 percent. The FTC took second place in Talent Management and fourth place in Job Satisfaction. In addition, the FTC is listed as one of the agencies with the highest increases since 2008 for three of these four indexes. Of the 78 items on the survey, the FTC had 55 items with high positive ratings that are considered strengths; zero items with negative ratings that would be considered weaknesses; and six items had a neutral rating. Additionally, 64 items were five percentage points or more above the governmentwide average and zero items were five percentage points or more below the governmentwide average.</p>
	<b>Actual</b>	Exceeded ✓	
2009	<b>Actual</b>	N/A	
2008	<b>Actual</b>	N/A	

**Objective 3.2: Provide effective infrastructure and security management**

**Key Measure 3.2.1 A favorable Continuity of Operations (COOP) rating.**

2010	<b>Target</b>	75.0% rating	<p><b>PERFORMANCE HIGHLIGHTS</b></p> <p>The agency's COOP efforts established a viable, tested infrastructure that can provide continuation of the FTC's mission along with a safe and secure environment for all staff in the event of an emergency. During FY 2010, the FTC received a grade of 85 percent on "Eagle Horizon" exercises, establishing the agency as a leader among all federal agencies in the program. At the time of the exercise, the agency did not excel in the delegation of authority portion. However, the agency has since resolved this shortcoming by establishing delegation of authority policy.</p>
	<b>Actual</b>	85.0% rating ✓	
2009	<b>Actual</b>	N/A	
2008	<b>Actual</b>	N/A	

**Key Measure 3.2.2 Availability of information technology systems.**

2010	<b>Target</b>	98.00% system availability	<p><b>PERFORMANCE HIGHLIGHTS</b></p> <p>Measuring and improving service delivery to bring about a positive business experience and outcome for the FTC is a key imperative. To this end, the agency tracks unplanned, unscheduled service outage periods to monitor the reliability and availability (commonly referred to as "uptime") of almost 30 critical information technology services such as the network, email, BlackBerry servers, Internet/Intranet, telecommunications, Wide Area Network connectivity, the agency's citizen-centric website (www.ftc.gov), and enterprise-wide client applications. The high availability rate in FY 2010 for this pool of critical services helped ensure that the agency had optimal informational technology infrastructure operations and performance, which is key to meeting the agency's strategic goals.</p>
	<b>Actual</b>	99.86% system availability ✓	
2009	<b>Actual</b>	N/A	
2008	<b>Actual</b>	N/A	

**Objective 3.3: Provide effective information resources management**

Key Measure 3.3.1 The percentage of Commission-approved documents in ongoing and newly initiated FTC proceedings available via the Internet within 15 days of becoming part of the public record.

2010	Target	75.0% rating	<b>PERFORMANCE HIGHLIGHTS</b> Making public documents easily available in a timely manner increases public awareness of Commission activities. During FY 2010, the FTC developed a new web-based "e-filing" system that enables parties in FTC administrative litigation to file public documents online, making the posting of public documents to the Internet faster and more efficient.
	Actual	93.8% rating ✓	
2009	Actual	N/A	
2008	Actual	N/A	

**Objective 3.4: Provide effective financial and acquisition management**

Key Measure 3.4.2 The percentage of Bureaus/Offices that establish and maintain an effective, risk-based internal control environment.

2010	Target	100.0%	<b>PERFORMANCE HIGHLIGHTS</b> In FY 2010 the FTC developed an Internal Control Review Plan to conduct internal control reviews of agency bureaus and offices at least once every three years. The objective of the reviews is to assist management in identifying high risk areas and implement appropriate risk management strategies where necessary.
	Actual	100.0% ✓	
2009	Actual	N/A	
2008	Actual	N/A	

**Performance Measures Summary**

The Performance Measure Summary Table in the Performance section of this report shows actual results for all performance measures and shows unit of measure. Of the 40 total performance measures, 29 were exceeded, 7 were met, 3 were not met, and 1

measure does not have available data until FY 2011. Based on these results, the FTC has made significant progress toward reaching its objectives, as fully described in the Performance Section.

# AGENCY MISSION CHALLENGES

The FTC stands prepared to face the challenges of today's marketplace as a champion for consumers and competition. As a small law enforcement agency with a broad mandate, many of the FTC's challenges are defined by the conditions of the marketplace, and thus are ever changing. For example, as consumers and businesses encounter difficulties with all aspects of a mortgage transaction, from advertising, to servicing, to loan modification or foreclosure rescue services, financial scams, deceptive or fraudulent advertising, online privacy and data security, and anticompetitive business practices in the technology, health care and other industries, the FTC steps forward to protect consumers and maintain competition. Agency management has identified significant mission challenges in Strategic Goal 1 (Protect Consumers) and Strategic Goal 2 (Maintain Competition). Management's identification was performed separately from the Inspector General's (IG) assessment of management and performance challenges (see the Other Accompanying Information Section). However, because management concurs with the IG assessment, certain aspects of the challenges described below are also addressed by the IG.

Agency mission challenges are presented below as they relate to the agency's strategic goals. A reference to the most applicable strategic objectives is also provided so that readers may refer to descriptions of related performance targets and actual results listed by objective within the Performance Section.

## Strategic Goal 1: Protect Consumers: Prevent Fraud, Deception, and Unfair Business Practices in the Marketplace

Under the Protect Consumers goal, the FTC will continue to give priority to addressing the following challenges: protecting consumers in a troubled economy, protecting consumer privacy, stopping abuses of technology and new media, stopping health fraud, addressing deceptive "green" marketing claims, and addressing issues related to marketing to children.

### PROTECTING CONSUMERS IN A TROUBLED ECONOMY:

As more consumers face financial challenges, fraud operators have seized upon new schemes to take advantage of those most affected by the economic downturn. The FTC targets illegal practices in the financial services arena, especially schemes directed at financially distressed consumers, including: unfair, deceptive, or otherwise unlawful mortgage advertising; unlawful practices in servicing mortgages; foreclosure "rescue" and loan modification scams; bogus debt relief and credit "repair" services; and unlawful debt collection. These practices can have severe consequences for consumers, including unanticipated high-cost mortgages and fees and ruined credit histories. The FTC also works to protect vulnerable consumers from deceptive work-at-home and get-rich-quick schemes, including promises of non-existent jobs and promotion of bogus get-rich-quick plans and phony government grants. The FTC will continue to respond to growing challenges in these arenas. (Objectives 1.1, 1.2, 1.3, and 1.4)

### PROTECTING CONSUMER PRIVACY:

The FTC will continue to take a leading role in efforts to protect consumers from unfair, deceptive, or other illegal practices related to their privacy. The agency will continue to bring law enforcement actions against companies that have misrepresented their policies about the use of personal information they collect from consumers or failed to take appropriate steps to protect the security of personal information. In addition to its enforcement efforts, the FTC will address the complex privacy and data security issues that may be associated with the use of online behavioral advertising and other media through workshops, testimony, reports, and consumer and business education.

The National Do Not Call (DNC) Registry puts consumers in charge of the telemarketing calls they receive at home. The federal government created the Registry to make it easier and more efficient for

consumers to stop unwanted telemarketing calls. The Registry now includes more than 200 million telephone numbers. The FTC's challenge is to ensure that consumers who register their numbers are protected from receiving unwanted telemarketing calls by continuing to enforce the DNC provisions of the Telemarketing Sales Rule, including recent amendments relating to prerecorded calls ("robocalls"). Though most entities covered by the DNC Rule comply, the FTC received more than 1.6 million consumer DNC Registry complaints in FY 2010. (Objectives 1.1, 1.2, 1.3, and 1.4)

**STOPPING ABUSES OF TECHNOLOGY AND NEW MEDIA:**

Technology provides countless benefits to consumers, including choice, convenience, and increased access to goods, services, and information. It also enables,

however, new vehicles for fraudulent, deceptive, and unfair practices in the marketplace. If consumers are not adequately protected, not only can they suffer economic injury, but they can lose confidence in these new technologies and e-commerce. For this reason, the FTC will study technological developments and continue to bring cases against those who abuse technology. As new media open new avenues for companies to communicate with consumers, the FTC will focus on the privacy, security, and other risks of consumer harm associated with these technologies, including the explosive growth of mobile devices, electronic payment systems, and social networking. (Objectives 1.1, 1.2, 1.3, and 1.4)

**STOPPING HEALTH FRAUD:**

Consumers are being bombarded with unprecedented levels of advertising for products to prevent and



**“OPERATION STOLEN HOPE”**

**The FTC Leads Efforts to Stop Mortgage Relief Scams and Help Troubled Homeowners**

In November 2009, the FTC announced “Operation Stolen Hope” as part of a continuing federal-state crackdown on mortgage foreclosure rescue and loan modification scams. The operation involved 118 actions by 26 federal and state agencies. The FTC announced six lawsuits, bringing to 28 the number of mortgage relief cases the Commission has brought since the housing crisis began. Twenty-five state attorneys general and other state and local agencies announced 112 similar actions.

In the FTC's announced actions, the defendants falsely claimed that they would obtain mortgage modifications that would make consumers' monthly mortgage payments substantially more affordable. After charging large up-front fees, they often did little or nothing to help homeowners renegotiate their mortgages. According to the FTC's complaints, some of the defendants falsely claimed a high success rate and promised to give consumers refunds if they failed to modify their mortgages, and others misrepresented that they were affiliated with the federal government or consumers' mortgage lenders or servicers. For more information, visit [www.ftc.gov/opa/2009/11/stolenhope.shtm](http://www.ftc.gov/opa/2009/11/stolenhope.shtm).

treat diseases and improve health and, each year, they spend billions of dollars purchasing health products. Consumers can fall prey to fraudulent health marketing when they are desperate for help. The FTC will continue to respond to this challenge by scrutinizing the marketing of health care products, particularly claims about serious diseases or weight loss, advertised through television, Internet, and other forms of mass media marketing, and taking action against companies making deceptive representations. In addition to traditional law enforcement actions, the FTC creates education materials to help companies develop adequate substantiation and information to help consumers spot deceptive claims. (Objectives 1.1, 1.2, 1.3, and 1.4)

**ADDRESSING DECEPTIVE “GREEN” MARKETING CLAIMS:**

“Green” claims, such as claims for carbon reduction, landfill reduction, and sustainable materials and packaging, can be extremely useful for consumers; however, the complexity of the issues involved creates the potential for confusing, misleading, and fraudulent claims. Given this potential, the FTC issued for public comment proposed revisions to the “FTC Guides for the Use of Environmental Marketing Claims.” The proposed changes are designed to update the Guides and make them easier for marketers to understand and use. The agency is also developing a consumer and business education campaign and pursuing appropriate enforcement action involving deceptive claims in this area. (Objectives 1.1, 1.2, 1.3, and 1.4)

**ADDRESSING ISSUES RELATED TO MARKETING TO CHILDREN:**

To combat the challenges of childhood obesity, underage drinking, and children’s exposure to violent media content, the FTC engages in research and policy work pertaining to marketing of food, alcohol, and violent entertainment to children. The FTC monitors self-regulation in the food, alcohol, movie, video game, and music recording industries. In 2010, the FTC initiated a follow-up study to its 2008 report “Marketing Food to Children and Adolescents: A Review of Industry Expenditures, Activities, and Self-Regulation.”

The study will show any changes in industry practices and report on industry adoption and implementation of the FTC’s 2008 recommendations. In addition, in response to a Congressional directive, the FTC is coordinating an interagency working group with the Food and Drug Administration, Centers for Disease Control, and the U.S. Department of Agriculture to develop voluntary nutrition standards for food marketing to children. (Objectives 1.1, 1.3, and 1.4)

**Strategic Goal 2: Maintain Competition: Prevent Anticompetitive Mergers and Other Anticompetitive Business Practices in the Marketplace**

Under the Maintain Competition goal, the FTC will continue to give priority to the challenges of promoting competition and preventing anticompetitive activity in the health care and pharmaceutical industries, high technology sectors, and energy industries. The agency will also work on promoting sound competition policy at the international level and advocating for competition before the U.S. courts, legislatures, and government agencies.

**PROMOTING COMPETITION AND PREVENTING ANTICOMPETITIVE ACTIVITY IN THE HEALTH CARE AND PHARMACEUTICAL INDUSTRIES:**

The rapidly rising cost of health care, which continues to account for an increasingly significant share of the gross domestic product, is a matter of concern for consumers, employers, insurers, and the nation as a whole. To ensure that consumers receive the benefits of competition in health care, the FTC has made antitrust enforcement in this area a priority. Pay-for-delay patent settlement agreements between brand and generic drug manufacturers to delay generic competition are causing consumers significant harm because they deprive consumers access to lower cost generic drugs. According to FTC economists, these anticompetitive deals, unless stopped, will cost consumers \$35 billion over ten years. When appropriate, the FTC investigates and challenges patent settlements between brand and generic companies and supports legislation to

eliminate this problem. The agency also addresses rising prescription drug prices by monitoring pharmaceutical and medical device company mergers. In addition, the FTC stops anticompetitive agreements between physicians and hospital service organizations and monitors hospital and other mergers that may raise the cost of health care. The agency engages in efforts to educate health care providers about antitrust law to prevent groups of providers from creating and exercising market power, which undermines efforts to improve quality and control costs. The FTC focuses these education efforts so that misunderstandings about the law do not deter potentially beneficial collaborations among health care competitors. (Objectives 2.1, 2.2, and 2.3)

## PROMOTING COMPETITION AND PREVENTING ANTICOMPETITIVE BUSINESS PRACTICES IN HIGH TECHNOLOGY SECTORS:

The continuing importance of technology is a crucial marketplace challenge that is placing greater demands on antitrust enforcement. The FTC's antitrust investigations increasingly involve high-technology sectors of the economy. In enforcing the antitrust laws, the FTC analyzes mergers and acquisitions filed under the Hart-Scott-Rodino (HSR) Act, and also monitors the industry for non-reportable transactions that might raise antitrust concerns. The FTC endeavors to take action against those mergers that are likely to reduce or eliminate competition in the high technology sector. The FTC is particularly vigilant where a firm may be illegally using a dominant market position to stifle competition and strengthen an existing monopoly in



## THE FTC RESTORES COMPETITION IN THE CPU AND GRAPHICS PROCESSING MARKETS

### (Intel Settlement)

In December of 2009, the Commission sued Intel Corp., the world's leading computer chip maker, charging that the company had illegally used its dominant market position for a decade to stifle competition and strengthen its monopoly. In its complaint, the FTC alleged that Intel had waged a systematic campaign to shut out rivals' competing microchips by cutting off their access to the marketplace. In the process, Intel deprived consumers of choice and

innovation in the microchips that comprise the computers' central processing unit, or CPU. These chips are critical components that often are referred to as the "brains" of a computer. According to the FTC complaint, Intel's anticompetitive tactics were designed to put the brakes on superior competitive products that threatened Intel's monopoly in the CPU microchip market. In August of 2010, Intel agreed to a settlement with provisions that will open the door to renewed competition and prevent Intel from suppressing competition in the future. To learn more, visit [www.ftc.gov/os/adipro/d9341/index.shtm](http://www.ftc.gov/os/adipro/d9341/index.shtm).



order to raise prices, reduce the quality or choice of goods and services, or reduce innovation. Furthermore, issues in antitrust matters increasingly intersect with intellectual property concerns, raising difficult questions about how to harmonize these two bodies of law. (Objective 2.1)

### **PROMOTING COMPETITION AND PREVENTING ANTICOMPETITIVE ACTIVITY IN ENERGY INDUSTRIES:**

The price of gasoline and other energy sources continues to be a great concern for consumers, businesses, and governments. The agency meets this challenge by closely monitoring gasoline markets and moving quickly to address any anticompetitive merger or nonmerger activity. Through its review of HSR merger filings and investigation of non-reportable transactions, the FTC protects consumers in these markets. The FTC also continuously examines price movements and other activity through its Gasoline and Diesel Price Monitoring Project to identify any conduct that may not reflect purely competitive decisions based on the forces of supply and demand. In August 2009, exercising the authority provided by Congress under the Energy Independence and Security Act of 2007, the Commission issued a final rule, which became effective in November 2009, that prohibits market manipulation in the petroleum industry. The rule proscribes fraud or deceit in wholesale petroleum markets, and omissions of material information that are likely to distort petroleum markets. The FTC also uses its enforcement role to search for anticompetitive nonmerger activity such as illegal agreements among competitors, agreements between manufacturers and product dealers, monopolization, and other anticompetitive activities. To prepare and support agency staff in meeting this challenge, the FTC devotes considerable resources to monitoring and studying energy markets—often in response to congressionally mandated requirements—thus developing the professional expertise and body of knowledge needed to address emerging concerns. (Objectives 2.1 and 2.3)

### **ADVOCACY AND COMPETITION POLICY:**

As part of its mission, the FTC promotes sound competition policy through advocacy and policy initiatives. Last year, the FTC and the Department of Justice, after holding workshops, issued revised horizontal merger guidelines to help the public, practitioners, and the courts understand how the agencies analyze these transactions. The agency is currently working on reports about intellectual property law and competition policy and about the future of journalism. In addition, the FTC advises other government agencies on competition policy. For example, the FTC has submitted comments to oppose legislation that would deprive children of dental care in Louisiana, increase the cost of buying a home by limiting competition between full service and discount real estate brokers, raise the price of wine by prohibiting direct shipment of wine to consumers, and increase health care costs by requiring new hospitals to obtain a certificate of need. Finally, the FTC promotes convergence toward sound consumer welfare based competition enforcement and policy internationally, both through multilateral organizations such as the International Competition Network and the Organization for Economic Cooperation and Development and through bilateral engagement with its enforcement counterparts. (Objectives 2.2, 2.3, and 2.4)

# MANAGEMENT ASSURANCES

(On Internal Controls, Financial Systems, and Compliance with Laws and Regulations)

## IMPLEMENTATION OF THE FEDERAL MANAGERS' FINANCIAL INTEGRITY ACT (FMFIA) AT THE FTC

The FTC considers internal controls to be an integral part of all systems and processes that the agency utilizes in managing its operations and carrying out activities toward achieving strategic goals and objectives. The FTC holds agency managers accountable for efficiently and effectively performing their duties in compliance with applicable laws and regulations and for maintaining the integrity of their activities through the use of controls.

The FTC's Senior Assessment Team (SAT) provides strategic direction and oversight over the agency's internal control program, to promote and facilitate compliance with applicable guidance (e.g., Office of Management and Budget [OMB] Circular A-123, "Management's Responsibility for Internal Control"), and communicates the results of reviews to senior management and the head of the agency.

Some of the functions of the SAT are developing and documenting an internal control review plan, identifying key processes and related control activities and performing a preliminary risk assessment of such processes, reviewing and assessing the overall control environment, helping to ensure the timely implementation of any corrective actions needed to address identified weaknesses, and establishing guidance for program managers in monitoring and assessing management controls within their areas of responsibility.

During FY 2010, the SAT updated guidance for program managers to use in completing self-assessments of the processes and controls within their areas of responsibility. Senior managers throughout the agency completed self-assessments that disclosed no significant control weaknesses. The SAT evaluated the results of the managers' assessments and concurred that no material weaknesses or nonconformances were identified. The results of these evaluations and other information—such as independent audits or reviews performed by the Office of Inspector General (OIG) and the Government Accountability Office (GAO) (e.g., Federal Information Security Management Act [FISMA] review), independent audits of service providers' operations and financial systems (e.g., reviews conducted in accordance with Statement on Auditing Standards [SAS] 70), internal analyses, and other relevant evaluations and control assessments—were considered by the SAT and the agency head in determining whether there are any management control deficiencies or nonconformances that must be disclosed in the annual assurance statement.

In FY 2010 the FTC established an Internal Control Review Plan to conduct internal control reviews of agency bureaus and offices at least once every three years. The objective of the reviews is to assist management in identifying high risk areas and implement appropriate risk management strategies where necessary. The first two reviews were conducted this year. The Chairman's assurance statement that follows is supported by the processes and reviews described above, which were carried out in FY 2010. Management assurances tables appear in the Other Accompanying Information Section.

## CHAIRMAN'S FMFIA STATEMENT OF ASSURANCE



THE CHAIRMAN

FEDERAL TRADE COMMISSION  
WASHINGTON, D.C. 20580

### CHAIRMAN'S FMFIA STATEMENT OF ASSURANCE

The Federal Trade Commission's (FTC) management is responsible for establishing and maintaining effective internal control and financial management systems that meet the objectives of the Federal Managers' Financial Integrity Act of 1982 (FMFIA).

In accordance with the requirements of the Office of Management and Budget (OMB) Circular A-123, *Management's Responsibility for Internal Control*, the FTC conducted its annual assessment of the effectiveness of the organization's internal controls to support effective and efficient programmatic operations, reliable financial reporting, and compliance with applicable laws and regulations; and whether the financial management system conforms to applicable financial systems requirements.

Based on the results of this assessment, the FTC provides reasonable assurance that its internal controls over the effectiveness and efficiency of operations, reliable financial reporting and compliance with applicable laws and regulations as of September 30, 2010, were operating effectively and that no material weaknesses were found in the design or operation of our internal controls. Some reporting officials identified areas for improvement in their individual assessments, which are being addressed internally and are not of a material nature.

Further, based on our assessment, we determined that the FTC financial management system conforms to applicable financial systems requirements.

Signed

A handwritten signature in blue ink that reads "Jon Leibowitz".

Jon Leibowitz  
November 12, 2010

## SUMMARY OF MATERIAL WEAKNESSES AND NONCONFORMANCES

As noted in the Chairman's FMFIA Statement of Assurance, the FTC has no material weaknesses or nonconformances to report for FY 2010. No new material weaknesses or significant nonconformances were identified for the past five years, nor were there any existing unresolved weaknesses requiring corrective action.

### FEDERAL INFORMATION SECURITY MANAGEMENT ACT (FISMA)

The FISMA requires all federal agencies to develop and implement an agencywide information security program provides the framework to protect the government's information, operations, and assets. The FTC places a strong emphasis on information security and annually reviews the program through its internal audit function. As part of this review (see the FTC Management Challenges memo in the Other Accompanying Information Section), the IG identified issues related to the processes used by the Information and Technology Management Office (ITMO) and its contractors to install a secure and viable information technology system. As reported, the agency took immediate action and has established repeatable processes for testing, deployment, maintenance, and decommissioning information assets that accord with OMB and National Institute of Standards and Technology (NIST) guidance.

Additionally, to meet or exceed the requirements of FISMA, 100 percent of agency major applications and general support systems are certified and accredited, and the FTC's certification and accreditation policy conforms to NIST standards. Furthermore, the ITMO and the Privacy Steering Committee continue to strengthen privacy and data security policies and will raise the level of awareness among staff regarding these issues so that data protection remains a critical consideration for all FTC employees.

### DEBT COLLECTION IMPROVEMENT ACT

The Debt Collection Improvement Act of 1996 prescribes standards for the administrative collection, compromise, suspension, and termination of federal agency collection actions and referrals to the proper agency for litigation. Although the Act has no material

effect on the FTC because the agency operates with minimal delinquent debt, all debts more than 180 days old have been transferred to the U.S. Department of the Treasury for cross-servicing. In addition, recurring payments were processed by electronic funds transfer (EFT) in accordance with the EFT provisions of the Debt Collection Improvement Act.

### PROMPT PAYMENT ACT

The Prompt Payment Act requires federal agencies to make timely payments to vendors, including any interest penalties for late invoice payments. In FY 2010, the FTC processed 11,481 invoices totaling nearly \$81 million that were subject to prompt payment. Of the 11,481 invoices processed, 98 percent were paid on-time. Also, during FY 2010, the FTC paid a total of \$6,176 in interest penalties, or .01 percent of the total dollar amount invoiced.

### AGENCY FINANCIAL MANAGEMENT SYSTEMS STRATEGY

The FTC's overall strategy for its financial management systems framework is driven by the objectives of operational effectiveness and efficiency, reliability and timeliness of data and support of requirements of the agency's strategic goals. The agency continues to work with its shared service provider in enhancing its core financial system (CFS) and the related feeder systems and business processes. In FY 2010, the FTC examined its purchase card system procedures to implement improved internal accounting processes.

The FTC has current plans to replace its legacy procurement system in a phased approach, initially upgrading the operational functionality and secondly implementing its strategy to interface with its CFS. This ultimately will improve the timeliness of data for fund manager decision-making.

Future financial management system plans include upgrading its Oracle-based CFS to Release 12, which will provide operational efficiencies through a new centralized rules-based accounting engine. A longer-term agency-wide strategy is to develop a mission-centric data warehouse that will provide the benefits of accessing mission-critical data from financial management systems, program systems and personnel systems from a central repository.

# FINANCIAL HIGHLIGHTS

## Introduction

The financial highlights presented below are an analysis of the information that appears in the FTC's FY 2010 financial statements. The agency's financial statements, which appear in the Financial Section of this report, are audited by an independent accounting firm. The FTC management is responsible for the fair presentation of information contained in the principal financial statements. The financial statements and financial data presented below have been prepared from the agency's accounting records in accordance with Generally

Accepted Accounting Principles (GAAP). GAAP for federal agencies are the standards prescribed by the Federal Accounting Standards Advisory Board (FASAB). For the 14th straight year, the FTC is proud to have received an unqualified (clean) opinion on our audited financial statements. The chart below presents a snapshot of the changes in key financial statement line items that occurred during FY 2010 and is followed by an explanation of the more significant fluctuations in each of FTC's financial statements.

Differences between amounts presented in this section and the financial statements are due to rounding.

CONDENSED BALANCE SHEET (Dollars shown in thousands)	FY 2010	FY 2009	Percentage Change
Fund Balance with Treasury	\$ 109,486	\$ 81,307	35%
Cash and Other Monetary Assets	21,473	18,141	18%
Investments	199,105	94,848	110%
Accounts Receivable, Net	48,260	55,705	-13%
General Property & Equipment, Net	18,060	15,473	17%
<b>Total Assets</b>	<b>\$396,384</b>	<b>\$265,474</b>	<b>49%</b>
Accrued Redress Receivables Due to Claimants	\$38,170	\$55,496	-31%
Redress Collected not yet Disbursed	180,526	69,746	159%
Divestiture Fund Due	45,523	45,542	0%
Accounts Payable and Other	44,515	34,299	30%
<b>Total Liabilities</b>	<b>\$308,734</b>	<b>\$205,083</b>	<b>51%</b>
Cumulative Results of Operations-Other Funds	87,650	60,391	45%
<b>Total Net Position</b>	<b>\$ 87,650</b>	<b>\$ 60,391</b>	<b>45%</b>
<b>Total Liabilities and Net Position</b>	<b>\$396,384</b>	<b>\$265,474</b>	<b>49%</b>

COST SUMMARY	2010	2009	Percentage Change
Gross Cost	\$275,100	\$256,950	7%
Less: Earned Revenue	-87,980	-58,256	51%
<b>Net Cost of operations</b>	<b>\$ 187,120</b>	<b>\$198,694</b>	<b>-6%</b>

## Financial Analysis

### ASSETS.

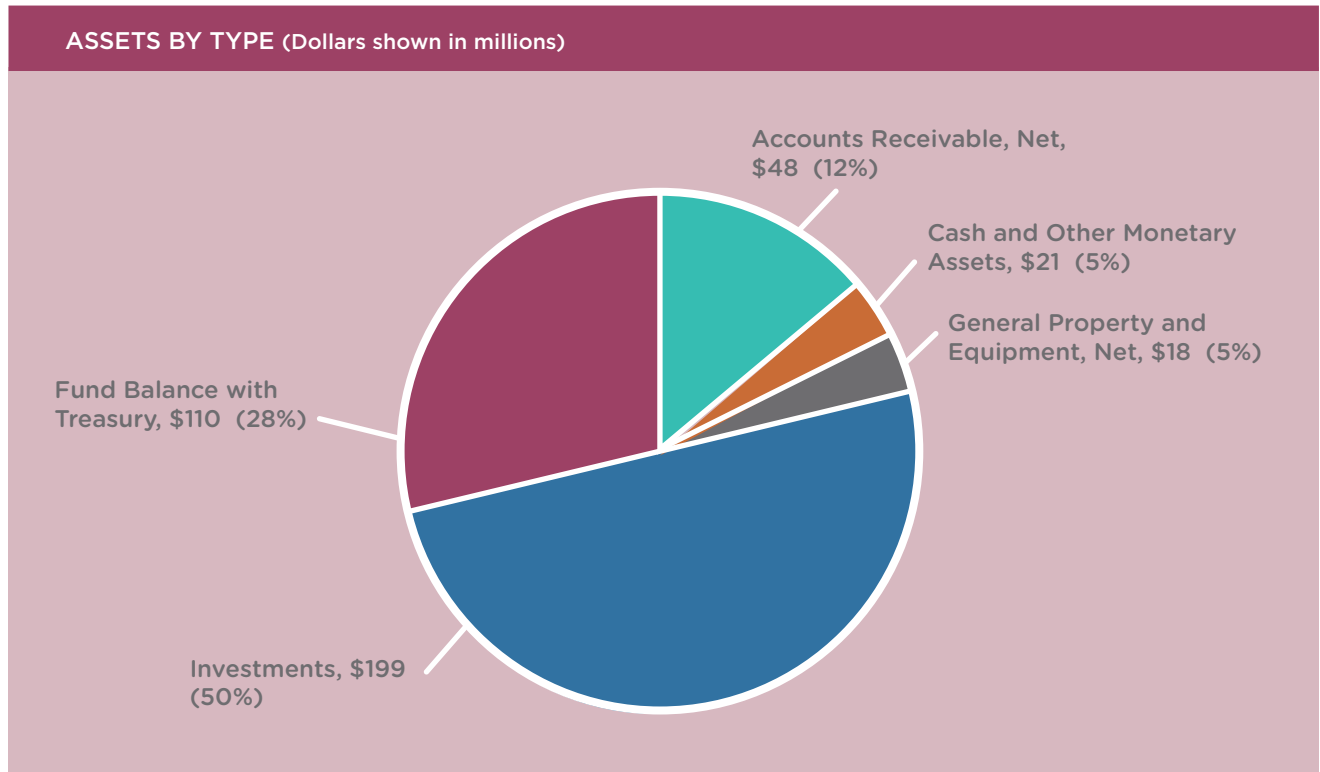
The FTC's Balance Sheet shows total assets of \$396 million at the end of FY 2010, an increase of \$131 million or 49 percent compared to total assets of \$265 million in FY 2009. The overall increase is primarily attributable to a collection of \$108 million on one significant redress case near the latter part of the fiscal year that has not yet been disbursed. This amount is currently invested until such time that it will be distributed.

A major contributing factor to the \$28 million increase in the FY 2010 Fund Balance with Treasury are the funds that were obligated but not yet paid in FY 2010 to GSA for new space requirements that replace in 2012 the current locations of 1800 M Street and 601 New Jersey Avenue.

The increase in Investments is due primarily to the collection of the \$108 million in the one redress case.

Accounts Receivable, Net decreased by \$7 million due to increased collections and write-offs that reduced net redress accounts receivable by \$17 million, offset by an increase in net new civil penalty accounts receivable of \$10 million.

General Property & Equipment, Net increased due to the outfitting of the 1800 M Street interim space location and the FTC's data center.



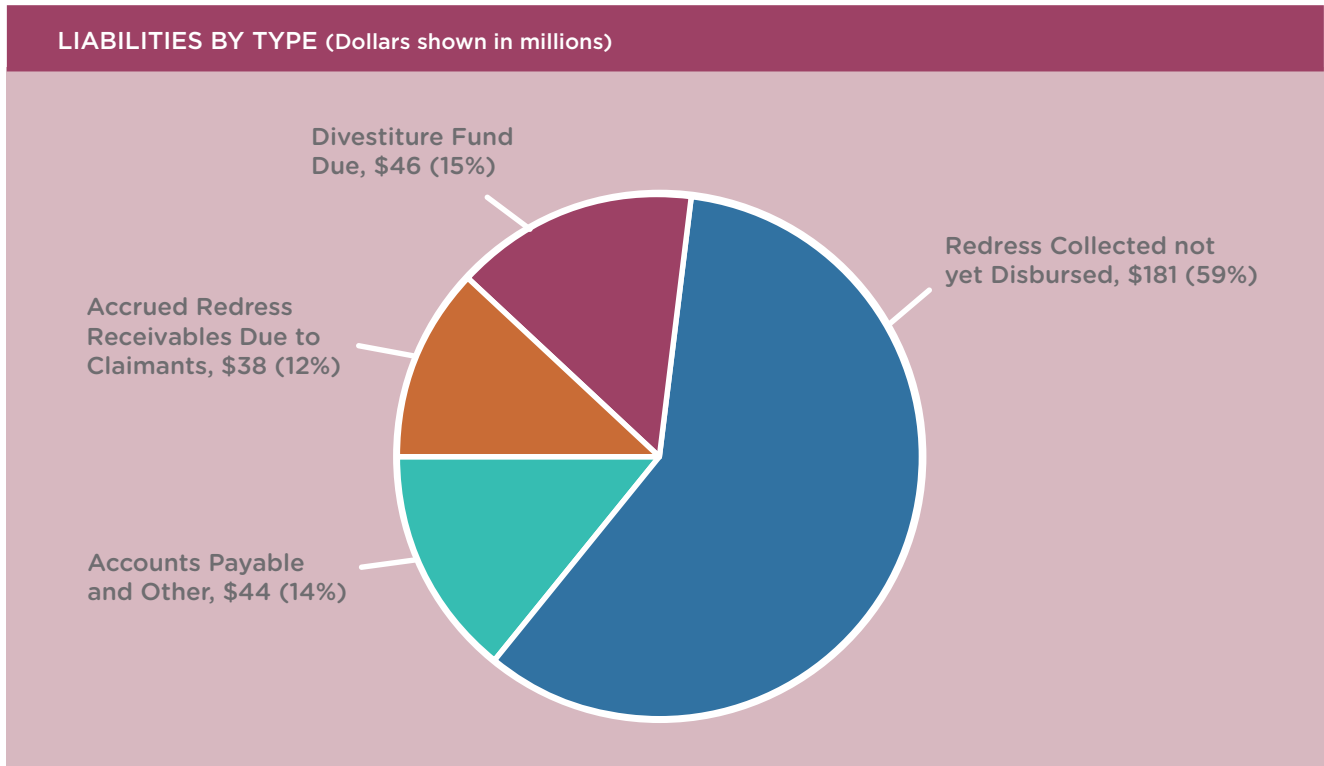
**LIABILITIES.**

The FTC's total liabilities at the end of FY 2010 were \$309 million, an increase of \$104 million or 51 percent, from FY 2009 total liabilities of \$205 million. The increase in total liabilities is primarily the result of the liability that is established for the future distribution of the \$108 million collection of the one redress case.

Accrued Redress Receivables Due to Claimants is the liability offset to net redress accounts receivable and reflects a similar decrease of \$17 million in FY 2010.

Redress Collected not yet Disbursed is the liability offset to collections made on redress cases. The one redress case of \$108 million in collections primarily accounts for the increase in this liability in FY 2010.

Accounts Payable and Other increased by \$10 million in FY 2010. This reflects the liability offset to the \$10 million increase in net new civil penalty accounts receivable.



**NET POSITION.**

Net Position represents the FTC's Cumulative Results of Operations. At the end of FY 2010, the FTC's Net Position is \$88 million, increasing by \$28 million or 45 percent over the FY 2009 ending Net Position of \$60 million.

Financing sources from appropriations used during the year were \$205 million and imputed financing sources totaled \$10 million for a total of \$215 million. The imputed financing sources consisted of \$4 million in future retirement benefits and \$6 million in future health and life insurance benefits accrued in FY 2010, which will be paid by entities other than the FTC.

The financing sources of \$215 million exceed the net cost of operations totaling \$187 million (gross costs of \$275 million less revenues from fees of \$88 million), resulting in the \$28 million increase in net position.

**RESULTS OF OPERATIONS.**

Total gross costs were \$275 and \$257 million for FYs 2010 and 2009, respectively, representing an increase of seven percent. The primary factors contributing to this increase are the rise in personnel costs and the interim space rental costs related to the 1800 M Street location. Gross costs are inclusive of all costs involved in FTC's ongoing operations. Fees collected under the DNC Registry (related to the FTC's protect consumers strategic goal) and under the HSR Act (related to the FTC's maintain competition strategic goal) of \$88 and \$58 million in FYs 2010 and FY 2009, respectively, offset the gross costs in determining net costs.

FY 2010 net costs of \$187 million decreased by \$12 million over the FY 2009 level of \$199 million primarily due to the increase in premerger activity and the resulting increase in HSR fees collected.

**FY 2010 NET COSTS BY STRATEGIC GOAL**

(Dollars shown in thousands)

	Strategic Goal 1 Protect Consumers	Strategic Goal 2 Maintain Competition	Total
Gross Costs	\$158,458	\$116,642	\$275,100
Less: Earned Revenue	(14,426)	(73,554)	(87,980)
<b>Total Assets</b>	<b>\$144,032</b>	<b>\$43,088</b>	<b>187,120</b>



**BUDGETARY RESOURCES.**

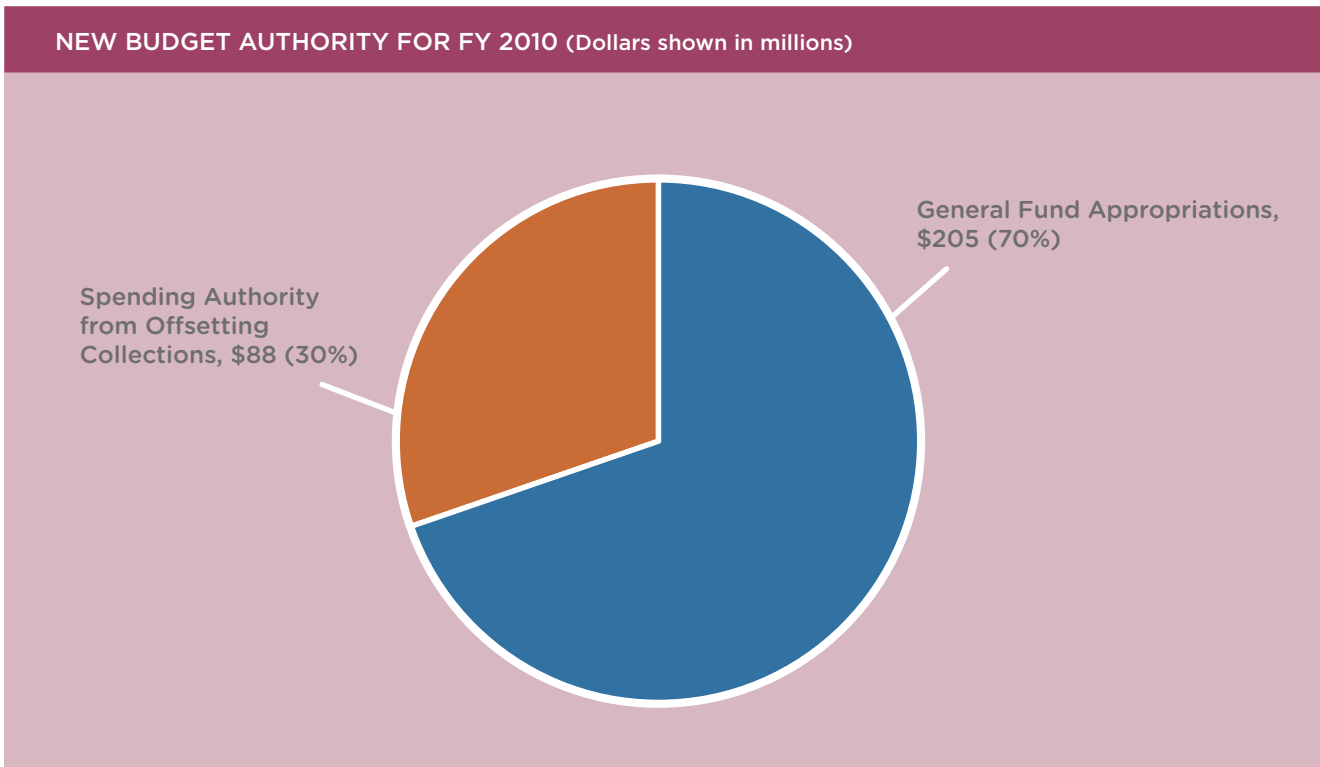
The Statement of Budgetary Resources (SBR) provides information on budgetary resources made available to the agency and the status of these resources at the end of the fiscal year.

New budgetary authority (total budgetary resources excluding unobligated balances brought forward, prior year recoveries, and amounts previously unavailable) was \$293 million in FY 2010, an increase of \$34 million or 13 percent over the \$259 million in FY 2009. Additional staff and new space requirements to replace the 1800 M Street and 601 New Jersey Avenue locations contributed to the additional funding needs in FY 2010.

In FY 2010, spending authority derived from offsetting collections totaled \$88 million (\$73 million for HSR fees, \$14 million for DNC Registry and \$1 million from reimbursable agreements) and general fund

appropriations totaled \$205 million, comprising 30 and 70 percent of new budget authority, respectively. This compares to offsetting collections of \$58 million and general fund appropriations of \$201 million, comprising 22 and 78 percent of new budget authority, respectively, in FY 2009.

The SBR includes distributed offsetting receipts, which are the non-entity and non-budgetary funds recorded in the FTC's Miscellaneous Receipt account. These receipts are composed of disgorgements to the Treasury from undistributed funds from the redress program and court-appointed receivers. Distributed Offsetting Receipts were \$7 million in FY 2010, compared to \$15 million in FY 2009.



## Limitations of Financial Statements

FTC management has prepared its FY 2010 financial statements from the books and records of the agency in accordance with the requirements of OMB Circular A-136, Financial Reporting Requirements, as amended. The financial statements represent the financial position and results of operations of the agency pursuant to the requirements of Chapter 31 of the U.S. Code Section 3515(b). While these statements have been prepared from the agency's books in accordance with the formats prescribed by the OMB, the statements are in addition to the financial reports used to monitor and control budgetary resources, which are prepared from

the same books and records. These statements should be read with the understanding that they are for a component of the U.S. government, a sovereign entity. One implication is that unfunded liabilities cannot be liquidated without legislation that provides resources to do so.

## Financial Management Indicators


The following table shows standard indicators developed by the Chief Financial Officers Council and used by the OMB to monitor agencies' financial management practices.

FINANCIAL MANAGEMENT INDICATORS FOR FY 2010	
<b>DEBT MANAGEMENT</b>	
Debt Transferred to Treasury	100%
<b>FUNDS MANAGEMENT</b>	
Fund Balance with Treasury (identifies the difference between the fund balance reported in Treasury reports and the agency fund balance with Treasury recorded in its general ledger on a net basis)	100% reconciled
<b>PAYMENT MANAGEMENT</b>	
Percentage Invoices Paid on Time (per Prompt Payment Act)	98%
Percentage Interest Penalties Paid to Total Dollars Invoiced	0.01%
Percentage of total dollars outstanding in current status* (good standing) for Individually Billed Travel Account holders	100%
Percentage of total dollars outstanding in current status* (good standing) for Centrally Billed Travel accounts	100%
Percentage of total dollars outstanding in current status* (good standing) for Purchase Cards	100%

\*The OMB threshold for delinquency is 61 days.



# PERFORMANCE SECTION



# INTRODUCTION TO PERFORMANCE

The Performance Section presents, by goals and objectives, detailed information on the performance results of the Federal Trade Commission's (FTC) programs. This section also includes: a discussion of strategies and factors affecting performance, a summary of methods used to verify and validate performance data, trend data, performance targets, and resources utilized data for Goal 1 and Goal 2. Since Goal 3 applies to overall performance across the agency, the resources utilized for Goal 3 are distributed to Goal 1 and Goal 2. Generally, this section would also contain the results of program evaluations; however, the agency did not undergo any significant program evaluations in FY 2010. For a summary of the agency's mission summary and a description of the organizational structure, see the Management's Discussion and Analysis Section.

The goals, objectives, and performance measures reported in this PAR are based on the agency's strategic plan, which was updated last year. Revisions and re-sequencing became effective at the start of FY 2010. A primary aim of the update was to identify additional outcome-oriented performance measures that describe the intended result of carrying out programs and activities. For example, Key Measure 1.2.1 was added to track the percentage of all cases filed by the FTC that were successfully resolved through litigation, a settlement, or issuance of a default judgment. Other changes resulting from the update include adding two new objectives with supporting performance measures to capture the agency's international work and establishing a new third goal to capture the agency's mission support functions. In total, 26 new performance measures were added. Since FY 2010 is the first year actuals are collected and reported for these new measures, prior year data is not available. This is indicated as N/A in the performance tables that follow. The new measures support the new framework and provide a better gauge of the agency's effectiveness. The performance measures that were replaced are listed in Appendix B.

## Relationship of Outputs to Outcomes

The FTC continuously reviews its performance framework and focuses on tracking and reporting the most appropriate and meaningful outcome measures to show effectiveness, efficiency, and results. For example, outcome-based Performance Measures 2.1.2 and 2.1.5 estimate the millions of dollars in consumer savings that result from merger and nonmerger actions taken to maintain competition.

The FTC, however, has not developed outcome measures in all cases, and uses input and output measures that either support outcomes, lead to outcomes, or otherwise provide valuable indicators of how the FTC is progressing toward achieving its strategic goals and objectives. Under the consumer protection goal, for example, Performance Measure 1.1.1 counts consumer complaints and inquiries added to the FTC's database, and Performance Measure 1.1.2 indicates the percentage of the agency's consumer protection law enforcement actions that targeted the subject of consumer complaints. While these measures are not outcome-oriented, they bring the FTC closer to determining its role in the ultimate desired outcome of a marketplace free of unfair practices that cause consumer injury and free of fraud and deception. In the future, the agency will begin efforts to identify or test new practices where performance data collected shows an improvement in our performance outcomes.

## Verification and Validation of Performance Data

The financial data and performance results described in this report enable the FTC to administer its programs, gauge their success, and make adjustments necessary to improve program quality for the public. The Message from the Chairman on p. IV provides that the FTC's financial and performance data presented in this report are complete, reliable, and accurate. The following steps outline how the agency ensured the performance information it reports is complete, accurate, and consistent:

- Completed an independent review of the internal controls over the data collection and reporting of performance measures to ensure reporting entities had documented adequate procedures and checks and balances in the reporting process.
- Developed policy and documented the procedures used to ensure timely reporting of complete, accurate, and reliable actual results relative to the key performance measures.
- Held program managers accountable to set meaningful and realistic targets that also challenge the agency to leverage its resources. This includes ensuring ongoing monitoring of performance targets so they are updated to reflect changes in key factors that impact the agency’s ability to achieve such results. Further, when appropriate, program managers are required to explain how they will improve performance when targets are not met.
- Subjected performance measurement results to periodic senior management and Commission review throughout the fiscal year. This process includes substantiating that actual results reported are indeed correct whenever those results reveal significant discrepancies or variances from the target.

Agency program managers also monitor and maintain automated systems and databases that collect, track, and store performance data, with support provided by the FTC’s Information and Technology Management Office. In addition to the general controls in place over the network that ensure only authorized staff can access key systems, each application (system)—such as the Consumer Sentinel Network—incorporates internal validation edits to ensure the accuracy of data contained therein. These application edits include checks for reasonableness, consistency, and accuracy. Crosschecks between other internal automated systems also provide assurances of data reasonableness and consistency. In addition to internal monitoring of each system, experts outside of the business units (e.g., the Bureaus of Consumer Protection and Competition) routinely monitor the data collection. For example, senior economists from the Bureau of Economics review statistical data used by the Bureau of Competition to calculate performance results. Finally, in addition to the items described above, with the update of its Strategic Plan, which became effective FY 2010, the FTC reassessed, and will monitor, the validation procedures to ensure that changes to or addition of performance measures are properly recorded and accurately reported.

The Financial Management Office is responsible for providing direction and support on data collection methodology and analysis, ensuring that data quality checks are in place, and accurately reporting performance management data. Within the Performance Section, the FTC has identified the data sources for each performance measure.


**LEGEND FOR UPCOMING PERFORMANCE SECTION TABLES**

✓	Signifies that the target is met or exceeded
✗	Signifies that the target is not met


## Performance Measure Summary Tables

The tables that follow capture FY 2010 targeted performance compared to actual results and units of measure.

### STRATEGIC GOAL 1: PROTECT CONSUMERS

Objective 1.1 Identify fraud, deception, and unfair practices that cause the greatest consumer injury		
<b>Performance Measure 1.1.1</b> Complaints and inquiries collected and entered into the Consumer Sentinel Network database.	<b>Target</b>	2.5 million complaints and inquiries
	<b>Actual</b>	3.1 million complaints and inquiries ✓
 <b>Key Measure 1.1.2</b> The percentage of the FTC's consumer protection law enforcement actions that target the subject of consumer complaints to the FTC.	<b>Target</b>	65.0% of actions
	<b>Actual</b>	95.9% of actions ✓
<b>Performance Measure 1.1.3</b> The rate of customer satisfaction with the FTC's Consumer Response Center.	<b>Target</b>	See (A) and (B) below
	<b>Actual</b>	(A) Exceeded ✓ (B) Met ✓
<p><i>Target: (A) For the website, exceed average citizen satisfaction rate as published in the American Customer Satisfaction Index E-Government Satisfaction Index</i></p> <p><i>(B) For the call center, meet or exceed standards for call centers developed by the Citizen Service Levels Interagency Committee</i></p>		


**Objective 1.2: Stop fraud, deception, unfairness, and other unlawful practices through law enforcement**

 <b>Key Measure 1.2.1</b> The percentage of all cases filed by the FTC that were successfully resolved through litigation, a settlement, or issuance of a default judgment.	<b>Target</b>	75.0–85.0% of cases
	<b>Actual</b>	99.2% of cases ✓
<b>Performance Measure 1.2.2</b> The FTC's effectiveness in stopping prohibited business practices in three high priority areas over the next five years.	<b>Target</b>	Statistically significant decrease in the prevalence of the practice.
	<b>Actual</b>	N/A
<b>Performance Measure 1.2.3</b> The percentage of redress cases in which the FTC distributes redress dollars designated for distribution to consumers within six months.	<b>Target</b>	90.0% of cases
	<b>Actual</b>	96.0% of cases ✓
<b>Performance Measure 1.2.4</b> Investigations or cases in which the FTC obtains foreign-based evidence or engages in mutual assistance that contributes to FTC law enforcement actions, or in which we cooperate with foreign agencies and/or multilateral organizations.	<b>Target</b>	30 investigations or cases
	<b>Actual</b>	39 investigations or cases ✓


**Objective 1.3: Prevent consumer injury through education**

<b>Performance Measure 1.3.1</b> Consumer protection messages accessed online or in print.	<b>Target</b>	50 million messages
	<b>Actual</b>	43.9 million messages ✗
 <b>Key Measure 1.3.2</b> Customer satisfaction rate with an FTC consumer education website or microsite.	<b>Target</b>	Exceed average citizen satisfaction rate as published in the American Customer Satisfaction Index E-Government Satisfaction Index
	<b>Actual</b>	Exceeded ✓
<b>Performance Measure 1.3.3</b> Organizations requesting consumer education publications.	<b>Target</b>	11,000 organizations
	<b>Actual</b>	15,372 organizations ✓

**Objective 1.4: Enhance consumer protection through research, reports, rulemaking, and advocacy**

<p><b>Performance Measure 1.4.1</b> Workshops and conferences convened or cosponsored that address consumer protection problems.</p>	<p><b>Target</b></p>	6 workshops and conferences
	<p><b>Actual</b></p>	11 workshops and conferences ✓
<p><b>Performance Measure 1.4.2</b> Advocacy comments and <i>amicus</i> briefs on consumer protection issues filed with entities including federal and state legislatures, agencies, or courts.</p>	<p><b>Target</b></p>	6 comments and briefs
	<p><b>Actual</b></p>	6 comments and briefs ✓
<p><b>Performance Measure 1.4.3</b> The percentage of respondents finding the FTC’s advocacy comments and <i>amicus</i> briefs “useful.”</p>	<p><b>Target</b></p>	50.0% of respondents
	<p><b>Actual</b></p>	100.0% of respondents ✓
<p> <b>Key Measure 1.4.4</b> The percentage of proposed Administrative Procedure Act (APA) rulemakings, conducted solely by the FTC, completed within nine months of receipt of final comments in the Final Notice of Proposed Rulemaking.</p>	<p><b>Target</b></p>	75.0% of rulemakings
	<p><b>Actual</b></p>	100.0% of rulemakings ✓

**Objective 1.5: Protect American consumers in the global marketplace by providing sound policy and technical input to foreign governments and international organizations to promote sound consumer policy**

<p> <b>Key Measure 1.5.1</b> Policy advice provided to foreign consumer protection and privacy agencies, directly and through international organizations, through substantive consultations, written submissions, or comments.</p>	<p><b>Target</b></p>	40 policy inputs
	<p><b>Actual</b></p>	64 policy inputs ✓
<p><b>Performance Measure 1.5.2</b> Technical assistance to foreign consumer protection and privacy authorities.</p>	<p><b>Target</b></p>	8 technical assistance missions or international Fellows hosted
	<p><b>Actual</b></p>	23 technical assistance missions or international Fellows hosted ✓






## STRATEGIC GOAL 2: MAINTAIN COMPETITION




Objective 2.1: Take action against anticompetitive mergers and practices that may cause significant consumer injury		
<b>Key Measure 2.1.1</b> Actions to maintain competition, including litigated victories, consent orders, abandoned transaction remedies, restructured transaction remedies, or fix-it-first transaction remedies in a significant percentage of substantial merger and nonmerger investigations.	<b>Target</b>	40.0–60.0% of substantial investigations
	<b>Actual</b>	39.0% of substantial investigations ✘
<b>Performance Measure 2.1.2</b> Consumer savings of at least \$500 million through merger actions to maintain competition.	<b>Target</b>	\$500.0 million
	<b>Actual</b>	\$586.0 million ✔
<b>Performance Measure 2.1.3</b> Actions against mergers likely to harm competition in markets with a total of at least \$25 billion in sales.	<b>Target</b>	\$25.0 billion
	<b>Actual</b>	\$22.5 billion ✘
<b>Performance Measure 2.1.4</b> Consumer savings of at least six times the amount of FTC resources allocated to merger program. (Efficiency Measure)	<b>Target</b>	600.0%
	<b>Actual</b>	1,670.0% ✔
<b>Performance Measure 2.1.5</b> Consumer savings of at least \$80 million through nonmerger actions taken to maintain competition.	<b>Target</b>	\$80.0 million
	<b>Actual</b>	\$508.0 million ✔
<b>Performance Measure 2.1.6</b> Actions against anticompetitive conduct in markets with a total of at least \$8 billion in annual sales.	<b>Target</b>	\$8.0 billion
	<b>Actual</b>	\$11.7 billion ✔
<b>Performance Measure 2.1.7</b> Consumer savings of at least four times the amount of FTC resources allocated to nonmerger program over a five-year period. (Efficiency Measure)	<b>Target</b>	400.0%
	<b>Actual</b>	2,418.0% ✔
<b>Performance Measure 2.1.8</b> The percentage of cases in which the FTC had at least one substantive contact with a foreign antitrust authority in which the agencies followed consistent analytical approaches and reached compatible outcomes.	<b>Target</b>	90.0% of cases
	<b>Actual</b>	100.0% ✔




**Objective 2.2: Prevent consumer injury through education**

 <b>Key Measure 2.2.1</b> Competition resources accessed via the FTC’s website.	<b>Target</b>	10.0 million hits
	<b>Actual</b>	21.5 million hits ✓

**Objective 2.3: Enhance consumer benefit through research, reports, and advocacy**


 <b>Key Measure 2.3.1</b> Workshops, seminars, conferences, and hearings convened or cosponsored that involve significant competition-related issues.	<b>Target</b>	4 workshops, seminars, conferences, and hearings
	<b>Actual</b>	6 workshops, seminars, conferences, and hearings ✓
 <b>Key Measure 2.3.2</b> Reports and studies issued on key competition-related topics.	<b>Target</b>	8 reports and studies
	<b>Actual</b>	9 reports and studies ✓
 <b>Key Measure 2.3.3</b> Advocacy comments and <i>amicus</i> briefs on competition issues filed with entities including federal and state legislatures, agencies or courts.	<b>Target</b>	6 comments and briefs
	<b>Actual</b>	17 comments and briefs ✓
<b>Performance Measure 2.3.4</b> The percentage of respondents finding the FTC’s advocacy comments and <i>amicus</i> briefs “useful.”	<b>Target</b>	50.0% of respondents
	<b>Actual</b>	100.0% of respondents ✓
<b>Performance Measure 2.3.5</b> The volume of traffic on <a href="http://www.ftc.gov">www.ftc.gov</a> relating to competition research, reports, and advocacy.	<b>Target</b>	1.7 million hits
	<b>Actual</b>	2.2 million hits ✓

**Objective 2.4: Protect American consumers in the global marketplace by providing sound policy recommendations and technical advice to foreign governments and international organizations to promote sound competition policy**



 <b>Key Measure 2.4.1</b> Policy advice provided to foreign competition agencies, directly and through international organizations, through substantive consultations, written submissions, or comments.	<b>Target</b>	40 policy inputs
	<b>Actual</b>	76 policy inputs ✓
<b>Performance Measure 2.4.2</b> Technical assistance provided to foreign competition authorities.	<b>Target</b>	10 technical assistance missions or international Fellows hosted
	<b>Actual</b>	60 technical assistance missions or international Fellows hosted ✓

**STRATEGIC GOAL 3: ADVANCE PERFORMANCE**


**Objective 3.1: Provide effective human resources management**

<b>Performance Measure 3.1.1</b> The extent employees believe their organizational culture promotes improvement in processes, products and services, and organizational outcomes.	<b>Target</b>	Exceed the government-wide results on the Federal Human Capital Survey's Results-Oriented Performance Culture Index
	<b>Actual</b>	Exceeded ✓
 <b>Key Measure 3.1.2</b> The extent employees think the organization has the talent necessary to achieve organizational goals.	<b>Target</b>	Exceed the government-wide results on the Federal Human Capital Survey's Talent Management Index
	<b>Actual</b>	Exceeded ✓


**Objective 3.2: Provide effective infrastructure and security management**

 <b>Key Measure 3.2.1</b> A favorable Continuity of Operations (COOP) rating.	<b>Target</b>	75.0% rating
	<b>Actual</b>	85.0% rating ✓
 <b>Key Measure 3.2.2</b> Availability of information technology systems.	<b>Target</b>	98.00% system availability
	<b>Actual</b>	99.86% system availability ✓

**Objective 3.3: Provide effective information resources management**

 <b>Key Measure 3.3.1</b> The percentage of Commission-approved documents in ongoing and newly initiated FTC proceedings available via the Internet within 15 days of becoming part of the public record.	<b>Target</b>	75.0% of documents
	<b>Actual</b>	93.8% of documents ✓

**Objective 3.4: Provide effective financial and acquisition management**

<b>Performance Measure 3.4.1</b> Independent auditor's financial statement audit results.	<b>Target</b>	Unqualified opinion on the financial statements
	<b>Actual</b>	Unqualified opinion ✓
 <b>Key Measure 3.4.2</b> The percentage of Bureaus/Offices that establish and maintain an effective, risk-based internal control environment.	<b>Target</b>	100.0% of Bureaus/Offices
	<b>Actual</b>	100.0% of Bureaus/Offices ✓
<b>Performance Measure 3.4.3</b> Performance against the Small Business Administration's government-wide small business procurement goals.	<b>Target</b>	23.0% of total small business eligible dollars
	<b>Actual</b>	58.9% of total small business eligible dollars ✓

# STRATEGIC GOAL 1: PROTECT CONSUMERS

Prevent fraud, deception, and unfair business practices in the marketplace.

## I. Strategic View

As the nation's premier consumer protection agency, the FTC strives to protect consumers by preventing fraud, deception, and unfair business practices in the marketplace. The agency applies five related objectives to achieve this over a wide range of consumer protection issues.

### OBJECTIVE 1.1: IDENTIFY FRAUD, DECEPTION, AND UNFAIR PRACTICES THAT CAUSE THE GREATEST CONSUMER INJURY.

The FTC identifies practices that cause consumer injury by analyzing the consumer complaint data collected in its Consumer Sentinel Network database, holding public discussions, and monitoring the marketplace.

Objective 1.2: Stop fraud, deception, unfairness, and other unlawful practices through law enforcement. The FTC uses information gathered under Objective 1.1 to target its law enforcement efforts. Its law enforcement program aims to stop and deter fraud and deception, protect consumers' privacy, increase compliance with its consumer protection statutes and rules, and return funds to harmed consumers.

### OBJECTIVE 1.2: STOP FRAUD, DECEPTION, UNFAIRNESS, AND OTHER UNLAWFUL PRACTICES THROUGH LAW ENFORCEMENT.

The FTC uses information gathered under Objective 1.1 to target its law enforcement efforts. Its law enforcement program aims to stop and deter fraud and deception, protect consumers' privacy, increase compliance with its consumer protection statutes and rules, and return funds to harmed consumers.

### OBJECTIVE 1.3: PREVENT CONSUMER INJURY THROUGH EDUCATION.

The FTC targets its education efforts to give consumers the information they need to protect themselves from injury and to explain to businesses how to comply with applicable laws.

### OBJECTIVE 1.4: ENHANCE CONSUMER PROTECTION THROUGH RESEARCH, REPORTS, RULEMAKING, AND ADVOCACY.

The FTC complements its law enforcement and education efforts by gathering, analyzing, and making public certain information concerning the nature of business practices in the marketplace.

### OBJECTIVE 1.5: PROTECT AMERICAN CONSUMERS IN THE GLOBAL MARKETPLACE BY PROVIDING SOUND POLICY AND TECHNICAL INPUT TO FOREIGN GOVERNMENTS AND INTERNATIONAL ORGANIZATIONS TO PROMOTE SOUND CONSUMER POLICY.

The FTC works around the globe to address new and emerging consumer protection and privacy challenges and concerns with a broad-based international program that strives to develop a consumer-friendly global marketplace.

## II. Strategic Analysis

### OBJECTIVE 1.1: IDENTIFY FRAUD, DECEPTION, AND UNFAIR PRACTICES THAT CAUSE THE GREATEST CONSUMER INJURY.

Identifying the practices that cause the greatest consumer injury is the first step in preventing fraud, deception, and unfair business practices in the marketplace.

### Our Strategy

To fulfill its consumer protection goal, the FTC must identify consumer protection problems and trends in the fast-changing, increasingly global marketplace. The agency strives to understand the issues affecting consumers, including any newly emerging methods of fraud or deceit, so that it can target its enforcement, education, and advocacy to those areas where consumers suffer the most harm. The FTC reports this information to other law enforcement authorities and encourages those authorities to assist in its efforts, either independently or jointly. In this way, the FTC can leverage its resources by ensuring multiple "cops on the beat."

To fulfill this objective, the FTC is using new technologies creatively and building on its broad base of private and public sector partners. The agency



## TOP CONSUMER COMPLAINTS IN CALENDAR YEAR 2009

For the 10th year in a row, identity theft is the number one consumer complaint category, accounting for 21 percent of the total number of complaints received between January and December 2009.

RANK	CATEGORY	PERCENT OF TOTAL COMPLAINTS
1	Identity Theft	21%
2	Third Party and Creditor Debt Collection	9%
3	Internet Services	6%
4	Shop-at-Home and Catalog Sales	6%
5	Foreign Money Offers and Counterfeit Check Scams	5%
6	Internet Auction	4%
7	Credit Cards	3%
8	Prizes, Sweepstakes and Lotteries	3%
9	Advance-Fee Loans and Credit Protection/Repair	3%
10	Banks and Lenders	2%
11	Credit Bureaus, Information Furnishers and Report Users	2%
12	Television and Electronic Media	2%
13	Health Care	2%
14	Business Opportunities, Employment Agencies and Work-at-Home Plans	2%
15	Computer Equipment and Software	2%

continues to collect consumer complaint information directly through four principal sources: (1) a toll-free helpline (1-877-FTC-HELP); (2) an identity theft hotline (1-877-ID-THEFT); (3) the National Do Not Call Registry (1-888-382-1222); and (4) the online consumer complaint forms that support each of these efforts, as well as online forms dedicated to complaints from members of the U.S. Armed Forces and to cross-border fraud complaints. In addition, the FTC continues to gather consumer complaint information from other sources, including other law enforcement agencies, Better Business Bureaus, and private entities. The agency makes this and other information accessible through the secure website of the Consumer Sentinel Network (CSN). The more than 13.6 million consumer fraud, identity theft, financial, and Do Not Call (DNC) complaints the agency has collected since September 2005 are accessible to more than 1,900 law enforcement partner agencies worldwide. In FY 2010, the FTC significantly enhanced the CSN by adding its spam database. FTC staff and law enforcement partners now have the ability to search 300 million spam records

collected by the FTC via spam@uce.gov. The agency augments identification of targets from its databases with other strategies for generating enforcement leads, such as ad monitoring, Internet surfs (monitoring the Internet for potentially false or deceptive advertising for a targeted product or service), and direct referrals from government and private sector partners.

## Performance Results

The first performance measure ensures that the agency assimilates a large number of consumer complaints, including complaints about DNC violations. The agency receives these complaints from a variety of sources, including direct consumer complaints to the FTC and complaints received by the FTC’s partners. In this manner, the FTC collects robust information to inform its law enforcement efforts. The second measure ensures that FTC law enforcement actions target the subject of concerns identified by consumers. The third measure ensures that the agency’s Consumer Response Center is providing satisfactory service responding to consumers.

### PERFORMANCE MEASURE 1.1.1

#### COMPLAINTS AND INQUIRIES COLLECTED AND ENTERED INTO THE CONSUMER SENTINEL NETWORK DATABASE. (NUMBERS SHOWN IN MILLIONS.)

2012	Target	2.7	<p><b>TARGET EXCEEDED.</b></p> <p>In FY 2010, the FTC added 3.1 million entries into its database, 123% of the target of 2.5 million.</p> <p>Since FY 2008, the total has included consumer complaints alleging DNC violations. Due to the extent by which the FTC exceeded this target in FYs 2008 and 2009, the agency reevaluated the target in the 2009 update of the FTC Strategic Plan, significantly increasing the target for FY 2010 and further increasing it for each of the next four years.</p> <p>Data Source: The FTC’s Consumer Sentinel Network database.</p>
2011	Target	2.6	
2010	Target	2.5	
	Actual	3.1	
2009	Target	1.8	
	Actual	3.3	
2008	Target	1.8	
	Actual	3.1	
2007	Target	1.0	
	Actual	1.1	
2006	Target	1.0	
	Actual	1.0	

 KEY MEASURE 1.1.2

THE PERCENTAGE OF THE FTC'S CONSUMER PROTECTION LAW ENFORCEMENT ACTIONS THAT TARGET THE SUBJECT OF CONSUMER COMPLAINTS TO THE FTC.

2012	Target	65%	<p><b>TARGET EXCEEDED.</b></p> <p>In FY 2010, 95.9%, or 47 of 49, of the agency's actions targeted the subject of consumer complaints to the FTC. Because the agency augments identification of targets from its databases with other strategies for generating enforcement leads—such as ad monitoring, Internet surfs, and direct referrals from government and private sector partners—the agency has not increased the target for this measure.</p> <p>Data Source: The FTC's Consumer Sentinel Network database.</p>
2011	Target	65%	
2010	Target	65.0%	
	Actual	95.9%	
2009	Target	65.0%	
	Actual	79.0%	
2008	Target	65.0%	
	Actual	71.0%	
2007	Target	50.0%	
	Actual	76.0%	
2006	Target	N/A	
	Actual	N/A	



## PERFORMANCE MEASURE 1.1.3

### THE RATE OF CUSTOMER SATISFACTION WITH THE FTC'S CONSUMER RESPONSE CENTER.

2012	Target	See (A) and (B)	<p><b>TARGET MET.</b></p> <p>In FY 2010, the average citizen satisfaction score for participating federal government websites was 74, and the score for the FTC's website was 75. The standard for call centers was 76, and the FTC's score was 76.</p> <p>Data Source: Reports from the U.S. Department of the Interior's Federal Consulting Group, the executive agent for the American Customer Satisfaction Index, which is produced by the University of Michigan in partnership with the American Society for Quality, ForeSee Results and the CFI Group.</p>
2011	Target	See (A) and (B)	
2010	Target	See (A) and (B)	
	Actual	(A) Exceeded (B) Met	
2009	Target	N/A	
	Actual	N/A	
2008	Target	N/A	
	Actual	N/A	
2007	Target	N/A	
	Actual	N/A	
2006	Target	N/A	
	Actual	N/A	
<p>Target: (A) For the website, exceed average citizen satisfaction rate as published in the American Customer Satisfaction Index E-Government Satisfaction Index</p> <p>(B) For the call center, meet or exceed standards for call centers developed by the Citizen Service Levels Interagency Committee</p>			

**OBJECTIVE 1.2: STOP FRAUD, DECEPTION, UNFAIRNESS, AND OTHER UNLAWFUL PRACTICES THROUGH LAW ENFORCEMENT.**

Once fraud, deception, and unfair business practices are identified in the marketplace, the FTC focuses its law enforcement efforts on areas where it can have the greatest impact for consumers.

**Our Strategy**

The FTC protects consumers by enforcing Section 5 of the FTC Act, which prohibits unfair or deceptive acts or practices in or affecting commerce, as well as by enforcing an increasing number of statutes and rules proscribing specific unlawful practices. The agency initiates civil cases, primarily by filing actions in federal court, which allege that defendants have violated these laws and rules and seek injunctions and other relief. The Commission also conducts administrative proceedings.

**KEY MEASURE 1.2.1**

**THE PERCENTAGE OF ALL CASES FILED BY THE FTC THAT WERE SUCCESSFULLY RESOLVED THROUGH LITIGATION, A SETTLEMENT, OR ISSUANCE OF A DEFAULT JUDGMENT.**

2012	Target	75.0-85.0%
2011	Target	75.0-85.0%
2010	<b>Target</b>	<b>75.0-85.0%</b>
	<b>Actual</b>	<b>99.2%</b>
2009	<b>Target</b>	<b>N/A</b>
	<b>Actual</b>	<b>N/A</b>
2008	<b>Target</b>	<b>N/A</b>
	<b>Actual</b>	<b>N/A</b>
2007	<b>Target</b>	<b>N/A</b>
	<b>Actual</b>	<b>N/A</b>
2006	<b>Target</b>	<b>N/A</b>
	<b>Actual</b>	<b>N/A</b>

**TARGET EXCEEDED.**

Of the 130 cases resolved in FY 2010, 129 were successfully resolved and one case was dismissed. At the end of FY 2010, an additional 78 cases had not been resolved, and remained in litigation. While the agency significantly exceeded the target, the target will not be increased. Setting the target too high could have the effect of discouraging the filing of large, difficult, or precedent-setting cases when appropriate, including cases that raise challenging legal and factual issues.

Data Source: LexisNexis CourtLink, the Public Access to Court Electronic Records service, the FTC website, and agency, bureau, division, and regional office reports.

**Performance Results**

The first measure ensures that the FTC successfully resolves cases, though it aims to file large, precedent setting cases when appropriate, including cases that raise challenging legal and factual issues. The second measure ensures the agency’s success in changing business practices within priority areas and demonstrates the change through research methods. The third measure ensures that the FTC returns redress dollars to consumers as quickly as possible. Dollars are considered “designated for distribution” when the FTC is in receipt of all funds, legal issues are resolved, and a usable claimant list is ready. The last measure helps gauge law enforcement efforts from an international perspective, including continuing to use and further develop new powers authorized under the “Undertaking Spam, Spyware, And Fraud Enforcement With Enforcers beyond Borders Act of 2006” (U.S. SAFE WEB Act) to achieve the objective.



## PERFORMANCE MEASURE 1.2.2

THE FTC'S EFFECTIVENESS IN STOPPING PROHIBITED BUSINESS PRACTICES IN THREE HIGH PRIORITY AREAS OVER THE NEXT FIVE YEARS.

2012	Target	Statistically significant decrease in the prevalence of the practice.	<p><b>NOT AVAILABLE.</b></p> <p>Stopping deceptive “green” marketing claims is one of the FTC’s highest priorities, and the first study, addressing bamboo textiles claims, is currently underway. In order to establish a baseline, the FTC identified more than 500 websites marketing bamboo textiles, and from that group developed a representative sample of 70 websites. After charging four sellers of clothing and other textile products with making false claims, the agency re-captured the sample and analyzed the marketing claims. The FTC then sent 78 publically announced letters to companies nationwide, warning that they may be breaking the law. The sample was then captured a third time, and it is currently being analyzed. The final results of the study will be collected and reported in FY 2011.</p> <p>Data Source: Evaluations of the prevalence of prohibited business practices in the targeted areas.</p>
2011	Target	Statistically significant decrease in the prevalence of the practice.	
2010	Target	Statistically significant decrease in the prevalence of the practice.	
	Actual	N/A	
2009	Target	N/A	
	Actual	N/A	
2008	Target	N/A	
	Actual	N/A	
2007	Target	N/A	
	Actual	N/A	
2006	Target	N/A	
	Actual	N/A	



### TELEPHONE NUMBERS ON THE NATIONAL DO NOT CALL REGISTRY EXCEED 200 MILLION

The FTC manages the Registry, which continues to protect consumers from receiving unwanted commercial telemarketing calls. It’s fast and free to register a number, and registrations never expire. The Do Not Call Registry empowers consumers to take charge of the commercial telemarketing calls they receive. Consumers can register online at [www.donotcall.gov](http://www.donotcall.gov), or call toll-free 888-382-1222 (TTY 866-290-4236) from the number they wish to register.

## PERFORMANCE MEASURE 1.2.3

THE PERCENTAGE OF REDRESS CASES IN WHICH THE FTC DISTRIBUTES REDRESS DOLLARS DESIGNATED FOR DISTRIBUTION TO CONSUMERS WITHIN SIX MONTHS.

2012	Target	90.0%	<b>TARGET EXCEEDED.</b> In FY 2010, in 24 of 25 cases, or 96%, the FTC distributed redress dollars designated for distribution to consumers within six months.  Data Source: Bureau open redress case status reports.
2011	Target	90.0%	
2010	Target	90.0%	
	Actual	96.0%	
2009	Target	N/A	
	Actual	N/A	
2008	Target	N/A	
	Actual	N/A	
2007	Target	N/A	
	Actual	N/A	
2006	Target	N/A	
	Actual	N/A	



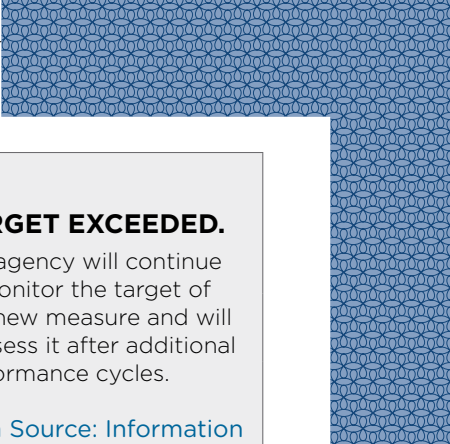
### “OPERATION BOTTOM DOLLAR”

The FTC Cracks Down on Con Artists Who Target Jobless Americans

In February 2010, the FTC announced “Operation Bottom Dollar,” a multi-agency crackdown on con artists preying on unemployed Americans with job-placement and work-at-home scams, promoting empty promises that they can help people get jobs in the federal government, as movie extras, or as mystery shoppers; or make money working from their homes stuffing envelopes or assembling ornaments.

With the U.S. unemployment rate just under 10 percent, the FTC redoubled its efforts to put a stop to these schemes, which make life even more difficult for hundreds of thousands of Americans already wrestling with the economic downturn. As part of the law enforcement sweep, the FTC filed seven cases against the operators of deceptive and illegal job and money-making scams and announced developments in four previously filed job scam cases.

In addition, the sweep resulted in 43 criminal actions by the Department of Justice, many involving the substantial assistance of the U.S. Postal Inspection Service, as well as one additional civil action by the Postal Inspection Service and 18 actions by state attorneys general. For more information, visit [www.ftc.gov/opa/2010/02/bottomdollar.shtm](http://www.ftc.gov/opa/2010/02/bottomdollar.shtm).



## PERFORMANCE MEASURE 1.2.4

INVESTIGATIONS OR CASES IN WHICH THE FTC OBTAINS FOREIGN-BASED EVIDENCE OR ENGAGES IN MUTUAL ASSISTANCE THAT CONTRIBUTES TO FTC LAW ENFORCEMENT ACTIONS OR IN WHICH WE COOPERATE WITH FOREIGN AGENCIES AND/OR MULTILATERAL ORGANIZATIONS.

2012	Target	30	<p><b>TARGET EXCEEDED.</b></p> <p>The agency will continue to monitor the target of this new measure and will reassess it after additional performance cycles.</p> <p>Data Source: Information on the international activities of the FTC is produced by the agency's Office of International Affairs.</p>
2011	Target	30	
2010	Target	30	
	Actual	39	
2009	Target	N/A	
	Actual	N/A	
2008	Target	N/A	
	Actual	N/A	
2007	Target	N/A	
	Actual	N/A	
2006	Target	N/A	
	Actual	N/A	



### “OPERATION HEALTHCARE HUSTLE”

The FTC and Partners Crack Down on Bogus “Medical Discount Plans” Peddled to the Uninsured, Uninsurable, and Unemployed

Operators charged with scamming people who did not have health insurance—the uninsured, unemployed, and uninsurable—were targeted by a federal-state coalition of law enforcement agencies for fraudulently marketing “medical discount plans” as health insurance. The FTC and law enforcers in 24 states filed a total of 54 lawsuits and regulatory actions to stop the deceptive practices.

“With so many Americans struggling to deal with the costs of health care, these medical discount benefit plans sound appealing because they masquerade as health insurance,” said David Vladeck, Director of the FTC’s Bureau of Consumer Protection. “But they are not insurance. They don’t offer the benefits of health insurance, and victims don’t know they’ve been ripped off until after they’ve tried to use the service and paid their bill.”

The FTC filed three cases charging companies with deceptively marketing medical discount plans. For more information, visit [www.ftc.gov/opa/2010/08/hustle1.shtm](http://www.ftc.gov/opa/2010/08/hustle1.shtm).

### OBJECTIVE 1.3: PREVENT CONSUMER INJURY THROUGH EDUCATION.

An educated consumer and business community is a first line of defense against fraud and deception.

#### Our Strategy

Consumer and business education serves as the first line of defense against fraud, deception, and unfair practices. Most of the FTC's law enforcement initiatives include a consumer and/or business education component aimed at preventing consumer injury and unlawful business practices, and mitigating financial losses. From time to time, the agency conducts pre-emptive consumer and business education campaigns

to raise awareness of new or emerging marketplace issues that have the potential to cause harm. The agency creatively uses new technologies and private and public partnerships to reach new and under-served audiences, particularly those who may not seek information directly from the FTC. The FTC will continue to publicize its consumer complaint and identity theft website addresses and toll-free numbers in an ongoing effort to increase public awareness of its activities and inform the public of the ways to contact the FTC to obtain information or file a complaint.

## DEBT COLLECTION CONSUMER RIGHTS



If you are behind in paying your bills, you can expect to hear from a debt collector. A debt collector is someone, other than the creditor, who regularly collects debts owed to someone else. Lawyers who collect debts on a regular basis are considered debt collectors, too.

What you need to know: You have rights. Federal law requires that collectors treat you fairly. In short, that means: A debt collector may contact you in person, by mail, telephone, telegram, or fax, but may not contact you at inconvenient times or places—for example,

before 8 a.m. or after 9 p.m.—unless you agree. A debt collector may not contact you at work if the collector is aware that your employer prohibits it. If an attorney is representing you about the debt, the debt collector must contact the attorney, rather than you. If you don't have an attorney, a collector may contact other people only to find out your address, your phone number, and where you work. A debt collector may not harass, oppress, or abuse you or any third parties they contact about you. A debt collector may not lie or mislead anyone when collecting a debt.

The FTC receives more complaints about the debt collection industry than any other specific industry. (The FTC does not count any identity theft or Do Not Call Registry complaints that may involve debt collection in determining the total number of debt collection complaints.) In its lawsuits challenging illegal debt collection practices, the Commission has obtained tough relief against collectors, including banning some of them from the business and requiring them to pay millions of dollars in penalties. For more information, visit [www.ftc.gov/bcp/edu/microsites/moneymatters/dealing-with-debt-collection.shtml](http://www.ftc.gov/bcp/edu/microsites/moneymatters/dealing-with-debt-collection.shtml).

## Performance Results

Consumer and business education are crucial tools in preventing and reducing consumer harm efficiently and effectively. The first performance measure ensures that the agency is engaging in a sufficient amount of educational activity and that the educational materials

are aimed at new trends and at particularly vulnerable populations. The second measure ensures that the agency's consumer education websites are effective and helpful for consumers. The third measure ensures that the FTC is publicizing its activities in the best way possible and that the agency has a wide array of partners to leverage resources.

### PERFORMANCE MEASURE 1.3.1

#### CONSUMER PROTECTION MESSAGES ACCESSED ONLINE OR IN PRINT. (NUMBERS SHOWN IN MILLIONS.)

2012	Target	50.0	<p><b>TARGET NOT MET.</b></p> <p>In FY 2010, the FTC accomplished roughly 88% of its target of 50 million messages. Of the more than 43.9 million consumer protection messages accessed, more than 26.4 million were accessed online and nearly 17.5 million were print publications distributed by the FTC.</p> <p>While the number of print publications distributed remained relatively static over the last decade, as more consumers and businesses went online, the number of publications accessed through the Internet soared before leveling off within the past few years. Also, the results underestimate the FTC's impact. The agency's partners are increasingly opting to post the FTC's information on their own websites, and the agency has also increasingly taken advantage of the outreach potential of the "blogosphere." The FTC is unable to measure the number of its consumer protection messages accessed on partner websites or blogs.</p> <p>Data Source: The agency's web statistics software (for messages accessed online) and the FTC publication inventory (for messages accessed in print).</p>
2011	Target	50.0	
2010	Target	50.0	
	Actual	43.9	
2009	Target	55.0	
	Actual	43.1	
2008	Target	50.0	
	Actual	49.2	
2007	Target	45.0	
	Actual	47.0	
2006	Target	25.0	
	Actual	53.0	



## HISPANIC OUTREACH

The FTC targeted outreach to Spanish speakers began in 2002, and has led to partnerships with national and community groups, as well as countless media interviews. A quarterly bilingual newsletter is distributed to more than 1,500 local and national Hispanic organizations. [www.ftc.gov/espanol](http://www.ftc.gov/espanol) mirrors [www.ftc.gov](http://www.ftc.gov), and signature websites like OnGuardOnline; Deter, Detect, Defend: Avoid Identity Theft; and Money Matters are also available in Spanish.

 KEY MEASURE 1.3.2

CUSTOMER SATISFACTION RATE WITH AN FTC CONSUMER EDUCATION WEBSITE OR MICROSITE.

2012	Target	<i>Exceed average citizen satisfaction rate as published in the American Customer Satisfaction Index E-Government Satisfaction Index</i>	<p><b>TARGET MET.</b></p> <p>In FY 2010, the FTC evaluated OnGuardOnline.gov, a joint effort of the federal government and the technology industry, created, maintained, and marketed by the FTC to help computer users guard against Internet fraud, secure their computers, and protect their personal information. The average citizen satisfaction score for participating federal government websites was 74, and the score for OnGuardOnline.gov was 77.</p> <p>Data Source: Reports from the U.S. Department of the Interior's Federal Consulting Group, the executive agent for the American Customer Satisfaction Index, which is produced by the University of Michigan in partnership with the American Society for Quality, ForeSee Results and the CFI Group.</p>
2011	Target	<i>Exceed average citizen satisfaction rate as published in the American Customer Satisfaction Index E-Government Satisfaction Index</i>	
2010	Target	<b>Exceed average citizen satisfaction rate as published in the American Customer Satisfaction Index E-Government Satisfaction Index</b>	
	Actual	Exceeded	
2009	Target	N/A	
	Actual	N/A	
2008	Target	N/A	
	Actual	N/A	
2007	Target	N/A	
	Actual	N/A	
2006	Target	N/A	
	Actual	N/A	





## PERFORMANCE MEASURE 1.3.3

### ORGANIZATIONS REQUESTING CONSUMER EDUCATION PUBLICATIONS.

2012	Target	11,600	<p><b>TARGET EXCEEDED.</b></p> <p>In FY 2010, the FTC accomplished almost 140% of its target of 11,000 organizations. While the target increases over the next four years, the agency will continue to monitor performance and reassess targets as needed.</p> <p>Data Source: The agency's online order system database.</p>
2011	Target	11,300	
2010	Target	11,000	
	Actual	15,372	
2009	Target	N/A	
	Actual	N/A	
2008	Target	N/A	
	Actual	N/A	
2007	Target	N/A	
	Actual	N/A	
2006	Target	N/A	
	Actual	N/A	



## CHILDREN'S INTERNET SAFETY

In October 2009, the FTC released Net Cetera, a new guide to help parents talk to their children about Internet safety. The guide, part of the federal government's OnGuardOnline program, is designed to help parents address three areas related to their children's online activities: inappropriate conduct, inappropriate contact,

and inappropriate content. Since its publication, the guide has been accessed nearly 5.24 million times online and in print. It has been distributed to consumers, school districts and other organizations, and a variety of organizations are featuring Net Cetera on their websites or helping promote it, including Sprint, Facebook, MySpace, Ning, the national Better Business Bureau, Boys and Girls Clubs of America, and the National Association of Independent Schools. For more information, visit [www.ftc.gov/bcp/edu/pubs/consumer/tech/tec04.pdf](http://www.ftc.gov/bcp/edu/pubs/consumer/tech/tec04.pdf).

#### OBJECTIVE 1.4: ENHANCE CONSUMER PROTECTION THROUGH RESEARCH, REPORTS, RULEMAKING, AND ADVOCACY.

Research, reports, advocacy, rulemaking and advocacy complement law enforcement and education to enhance the welfare of consumers.

#### Our Strategy

The FTC uses a variety of strategies in addition to law enforcement and education to enhance consumer protection. The agency convenes and co-sponsors conferences and workshops through which experts and other experienced and knowledgeable parties identify novel or challenging consumer protection issues and discuss ways to address those issues. The FTC also issues reports that analyze consumer protection problems and provide recommendations to address them. Further, the FTC files comments with federal and state government bodies advocating policies that promote the interests of consumers and highlight the role of consumer and empirical research in their decision making. The agency testifies before Congress on consumer protection issues. The FTC also files *amicus* briefs to aid courts' considerations of consumer protection issues.

#### Performance Results

Public policy that enhances consumer protection is based on a thorough understanding of complex issues, which arises from dialogue, study, and empirical research. Such policy also appreciates that stakeholders other than government, such as industry associations or private standard-setting organizations, are at times better placed to address certain consumer protection issues. The four performance measures that the agency uses to gauge success of this objective help ensure that the agency augments its enforcement and education efforts by encouraging discussions among all interested parties, through careful study of and empirical research on novel or challenging consumer protection problems, by urging adoption of policies and legal principles that promote consumers' interest, and by conducting rulemaking as appropriate. These activities help guide the FTC's consumer protection policy decisions, as well as those of other state, federal, and international policymakers.



#### ADVERTISING LITERACY

With American youth exposed to more advertising than ever before, the FTC kicked off a new advertising literacy campaign in April 2010 to help older children understand the ads they see and become smarter consumers. The campaign is targeted to “tweens,” aged eight to twelve, and includes a game-based website at [www.admongo.gov](http://www.admongo.gov), a curriculum tied to national standards of learning in language arts and social studies that teachers can use to “ad-ucate”

students, a library of fictional ads that be used as teaching tools, and activities for parents and kids to do together. All these materials are free and in the public domain.

## PERFORMANCE MEASURE 1.4.1

WORKSHOPS AND CONFERENCES CONVENED OR COSPONSORED THAT ADDRESS CONSUMER PROTECTION PROBLEMS.

2012	Target	6	<p><b>TARGET EXCEEDED.</b></p> <p>In FY 2010, the FTC exceeded its target and convened or cosponsored 11 workshops and conferences that address consumer protection problems. Due to the extent by which the FTC exceeded this target in FY 2010 and prior years, the agency reevaluated the target and plans to update the performance plan, significantly increasing the target for FY 2011 and the following three years.</p> <p>Data Source: The FTC website and agency, bureau, division, and regional office reports.</p>
2011	Target	6	
2010	Target	6	
	Actual	11	
2009	Target	6	
	Actual	9	
2008	Target	6	
	Actual	16	
2007	Target	6	
	Actual	10	
2006	Target	N/A	
	Actual	N/A	

## PERFORMANCE MEASURE 1.4.2

ADVOCACY COMMENTS AND AMICUS BRIEFS ON CONSUMER PROTECTION ISSUES FILED WITH ENTITIES INCLUDING FEDERAL AND STATE LEGISLATURES, AGENCIES, OR COURTS.

2012	Target	6	<p><b>TARGET MET</b></p> <p>In FY 2010, the FTC filed advocacy comments on consumer protection issues such as cyber security, privacy and innovation in the Internet economy, the empowerment of parents and protection of children on the Internet, reverse mortgage products, disclosure for communication services, and the Medicare Advantage and Medicare prescription drug benefit programs. The agency will continue to monitor the target of this new measure and will reassess it after additional performance cycles.</p> <p>Data Source: Internal matter records of advocacy comments and amicus briefs filed.</p>
2011	Target	6	
2010	Target	6	
	Actual	6	
2009	Target	N/A	
	Actual	N/A	
2008	Target	N/A	
	Actual	N/A	
2007	Target	N/A	
	Actual	N/A	
2006	Target	N/A	
	Actual	N/A	

## PERFORMANCE MEASURE 1.4.3

THE PERCENTAGE OF RESPONDENTS FINDING THE FTC'S ADVOCACY COMMENTS AND *AMICUS* BRIEFS "USEFUL."

2012	Target	50.0%	<p><b>TARGET EXCEEDED.</b></p> <p>The FTC mails advocacy recipients a survey designed to gauge the usefulness of agency advocacy comments and <i>amicus</i> briefs. "Usefulness" is assessed by the recipient. The target percentage recognizes that comments critiquing a recipient's proposed action may not be assessed positively. In FY 2010, 2 of 2 survey responses classified the FTC's submissions as useful. The agency will continue to monitor the target of this new measure and will reassess it after additional performance cycles.</p> <p>Data Source: A formal written survey distributed to advocacy recipients.</p>
2011	Target	50.0%	
2010	Target	50.0%	
	Actual	100.0%	
2009	Target	N/A	
	Actual	N/A	
2008	Target	N/A	
	Actual	N/A	
2007	Target	N/A	
	Actual	N/A	
2006	Target	N/A	
	Actual	N/A	



## KEY MEASURE 1.4.4

THE PERCENTAGE OF PROPOSED ADMINISTRATIVE PROCEDURE ACT (APA) RULEMAKINGS, CONDUCTED SOLELY BY THE FTC, COMPLETED WITHIN NINE MONTHS OF RECEIPT OF FINAL COMMENTS IN THE FINAL NOTICE OF PROPOSED RULEMAKING.

2012	Target	75.0%	<p><b>TARGET EXCEEDED.</b></p> <p>Of the three rulemakings completed in FY 2010, all were completed within nine months of receipt of final comments in the Final Notice of Proposed Rulemaking. Rulemakings are considered completed on the dates the Commission votes on the rules. The agency will continue to monitor the target of this new measure and will reassess it after additional performance cycles.</p> <p>Data Source: The Federal Register and the FTC website.</p>
2011	Target	75.0%	
2010	Target	75.0%	
	Actual	100.0%	
2009	Target	N/A	
	Actual	N/A	
2008	Target	N/A	
	Actual	N/A	
2007	Target	N/A	
	Actual	N/A	
2006	Target	N/A	
	Actual	N/A	

**OBJECTIVE 1.5: PROTECT AMERICAN CONSUMERS IN THE GLOBAL MARKETPLACE BY PROVIDING SOUND POLICY AND TECHNICAL INPUT TO FOREIGN GOVERNMENTS AND INTERNATIONAL ORGANIZATIONS TO PROMOTE SOUND CONSUMER POLICY.**

A myriad of issues—spam, phishing, spyware, telemarketing fraud, identity theft, data security, and privacy—cross national borders. The resulting challenges require the FTC to cooperate with counterparts in foreign agencies and international organizations.

**Our Strategy**

To achieve this objective, the FTC pursues the development of an international consumer protection model that focuses on protecting consumers while

maximizing economic benefit and consumer choice. The agency also focuses on understanding cutting-edge issues in technology and globalization that present challenges to American consumer interests. The agency influences policy development and implementation by advising multilateral organizations, regional entities, and foreign government agencies through substantive consultations and written comments. And finally, the FTC provides technical assistance to newer consumer protection agencies to enhance their ability to apply sound consumer protection policies.

**Performance Results**

The FTC uses two measures to assess the performance of this objective. Key Measure 1.5.1 and Performance Measure 1.5.2 address the scope of agency contact with international counterparts and help determine if agency efforts are sufficiently broad-based.



**KEY MEASURE 1.5.1**

**POLICY ADVICE PROVIDED TO FOREIGN CONSUMER PROTECTION AND PRIVACY AGENCIES, DIRECTLY AND THROUGH INTERNATIONAL ORGANIZATIONS, THROUGH SUBSTANTIVE CONSULTATIONS, WRITTEN SUBMISSIONS, OR COMMENTS.**

2012	Target	40	<p><b>TARGET EXCEEDED.</b></p> <p>In FY 2010, the FTC provided policy advice in 64 instances, through consultations, written submissions, or comments. Enhanced engagement with new and developing foreign consumer protection and privacy agencies, as well as participation in additional international organizations that are now working on consumer protection and privacy issues, has resulted in an increased demand for the FTC’s policy advice. The agency will continue to monitor the target of this new measure and will reassess it after additional performance cycles.</p> <p>Data Source: Information on the international activities of the FTC is produced by the agency’s Office of International Affairs.</p>
2011	Target	40	
2010	Target	40	
	Actual	64	
2009	Target	N/A	
	Actual	N/A	
2008	Target	N/A	
	Actual	N/A	
2007	Target	N/A	
	Actual	N/A	
2006	Target	N/A	
	Actual	N/A	

PERFORMANCE MEASURE 1.5.2

TECHNICAL ASSISTANCE TO FOREIGN CONSUMER PROTECTION AND PRIVACY AUTHORITIES.

2012	Target	8	<p><b>TARGET EXCEEDED.</b></p> <p>In FY 2010, the FTC conducted 21 technical assistance missions and hosted 2 international fellows. The FTC received funding from the U.S. Agency for International Development to conduct consumer protection technical assistance missions in Central America, the Dominican Republic, Peru, and Colombia. Fifteen of the technical assistance missions and one international fellow were funded by the U.S. Agency for International Development. The agency will continue to monitor the target of this new measure and will reassess it after additional performance cycles.</p> <p>Data Source: Office of International Affairs technical assistance calendar.</p>
2011	Target	8	
2010	Target	8	
	Actual	23	
2009	Target	N/A	
	Actual	N/A	
2008	Target	N/A	
	Actual	N/A	
2007	Target	N/A	
	Actual	N/A	
2006	Target	N/A	
	Actual	N/A	

RESOURCES UTILIZED—STRATEGIC GOAL 1

(DOLLARS SHOWN IN MILLIONS.)

	2006	2007	2008	2009	2010
Full-Time Equivalents	548	570	591	597	621
Obligations	\$116	\$126	\$140	\$152	\$168
Net Cost	\$98	\$105	\$124	\$131	\$144

Note: Differences between these obligations and net costs and the financial statements are due to rounding.

# STRATEGIC GOAL 2: MAINTAIN COMPETITION

Prevent anticompetitive mergers and other anticompetitive business practices in the marketplace.

## I. Strategic View

A key function of the FTC is to protect and strengthen the free and open markets that are the cornerstone of a vibrant economy. Aggressive competition among sellers in an open marketplace gives consumers the benefit of lower prices, higher quality products and services, maximum choice, and innovation leading to beneficial new products and services. The FTC seeks to promote vigorous competition by using the antitrust laws to prevent anticompetitive mergers and to stop business practices that diminish competition, such as agreements among competitors about prices or other aspects of competition (referred to as nonmerger enforcement). The agency applies four related objectives to achieve this broad-reaching goal.

### OBJECTIVE 2.1: TAKE ACTION AGAINST ANTICOMPETITIVE MERGERS AND PRACTICES THAT MAY CAUSE SIGNIFICANT CONSUMER INJURY.

The FTC takes action against mergers and business practices that have resulted in or are likely to result in anticompetitive effects. Agency staff conducts thorough factual investigations and apply legal and economic analysis to distinguish between actions that threaten the operation of free markets and those actions that are benign or procompetitive.

### OBJECTIVE 2.2: PREVENT CONSUMER INJURY THROUGH EDUCATION.

The FTC seeks to prevent anticompetitive activity by educating businesses and consumers about the antitrust laws and the FTC's efforts to ensure competitive markets.

### OBJECTIVE 2.3: ENHANCE CONSUMER BENEFIT THROUGH RESEARCH, REPORTS, AND ADVOCACY.

The FTC seeks to advance its mission to maintain competition and enhance consumer welfare by gathering, analyzing, and making public certain information concerning the nature of competition as it affects U.S. commerce.



## WHAT IS ANTITRUST?

The word “antitrust” dates from the late 1800s, when powerful companies dominated industries, working together as “trusts” to stifle competition. Thus, laws aimed at protecting competition have long been labeled “antitrust laws.” Fast forward to the 21st century: You hear “antitrust” in news stories about competitors merging or companies conspiring to reduce competition. The FTC enforces antitrust laws by challenging business practices that could hurt consumers by resulting in higher prices, lower quality, or fewer goods or services.

**OBJECTIVE 2.4: PROTECT AMERICAN CONSUMERS IN THE GLOBAL MARKETPLACE BY PROVIDING SOUND POLICY RECOMMENDATIONS AND TECHNICAL ADVICE TO FOREIGN GOVERNMENTS AND INTERNATIONAL ORGANIZATIONS TO PROMOTE SOUND COMPETITION POLICY.**

The FTC continues to build cooperative relationships with foreign antitrust agencies to ensure close collaboration on cross-border cases and convergence toward sound competition policies.

## II. Strategic Analysis

**OBJECTIVE 2.1: TAKE ACTION AGAINST ANTICOMPETITIVE MERGERS AND PRACTICES THAT MAY CAUSE SIGNIFICANT CONSUMER INJURY.**

Taking action against anticompetitive mergers and anticompetitive business conduct is the first step in effective antitrust enforcement.

## Our Strategy

The FTC seeks to identify and take action against anticompetitive mergers and practices with as much accuracy as possible. While certain business conduct (such as price fixing among competitors) is clearly anticompetitive, mergers and many other forms of business conduct can benefit, harm, or have no effect on consumers. Consequently, both under- and over-enforcement can harm consumers' interests. The agency seeks to take enforcement action against transactions or conduct that harm, or are likely to harm, consumers. At the same time, the agency seeks to avoid taking actions that prevent businesses from completing transactions or engaging in practices that fundamentally benefit consumers or have no competitive effect. The FTC also tries to identify enforcement targets as efficiently as possible so that it can devote the bulk of its resources to further investigation of, and possible challenge to, the most problematic mergers and practices. A related, but important, consideration is to conduct each inquiry in a way that minimizes the cost or inconvenience to



### THE FTC CHALLENGES TEETH-WHITENING CONSPIRACY

(Part 3 Complaint in 0810137 / D09343 North Carolina Dental Board)

The FTC issued an administrative complaint in July of 2010 alleging that the state dental board in North Carolina is harming competition by blocking non-dentists from providing teeth-whitening services in the state. The FTC charged that by ordering non-dentists to stop providing teeth-whitening services, the North Carolina Board of Dental Examiners, has made it harder to obtain these services and more expensive for North Carolina consumers. According to the FTC, teeth-whitening services are much less expensive when performed by non-dentists than when performed by dentists. A non-

dentist typically charges between \$100 and \$150 per whitening session, while a dentist typically charges between \$300 and \$700, with some dental procedures costing as much as \$1,000. An administrative hearing on the complaint will begin in February 2011 at the FTC. To learn more, visit [www.ftc.gov/os/adjpro/d9343/index.shtm](http://www.ftc.gov/os/adjpro/d9343/index.shtm).



businesses, while still enabling the agency to gather sufficient information to support each enforcement decision. Given the agency's limited resources, the FTC directs much of its attention and resources to certain segments of the economy that are particularly important to consumers and in which it has particular expertise. These include health care, pharmaceuticals, energy, real estate, and technology.

### MERGER ACTIVITIES.

The premerger notification requirements of the Hart-Scott-Rodino (HSR) Act provide the FTC with an effective starting point for identifying potentially anticompetitive mergers, acquisitions, and joint ventures (collectively referred to as mergers) before they are consummated. The HSR Act requires companies to report certain proposed mergers to the FTC and DOJ, which jointly enforce the HSR Act, and wait for a specified period (usually 30 days) to allow for antitrust review. FTC staff examines each transaction

to determine whether it poses a threat to competition. In most cases, a reasonable judgment can be made about whether the merger has the potential to be anticompetitive based on the materials filed with the HSR Act notification. In other cases, a formal request for additional information may be issued by the FTC. This is referred to as a "second request." Because the parties may consummate a transaction after substantially complying with the second request and waiting for a short time period (usually 30 days), a second request investigation typically requires a significant investment of resources by the FTC. The agency must act quickly to gather and review information to make a decision on whether to pursue enforcement action to block a merger within the timeframe set out by the HSR Act and rules.

To stop potentially anticompetitive mergers and practices through law enforcement, the FTC seeks legal remedies under the antitrust laws through federal court action, administrative proceedings, or negotiated settlements. For mergers, the most effective and cost



## COMPANY SHUFFLES BOARD OF DIRECTORS DUE TO THE FTC'S CHALLENGE

The FTC monitors business relationships between competing firms. As a part of its focus on protecting competition in technology markets, the agency became aware of two instances in which the same person served as a director or officer of two technology companies' boards. Section 8 of the Clayton Act prohibits, with certain exceptions, such overlaps for competing companies. After an FTC investigation raised concerns about two individuals serving on the boards of both Apple and Google, these individuals stepped down from the boards of one of the companies in order to resolve the FTC's concerns without the need for litigation. On October 12, 2009, Google

announced that Arthur D. Levinson, the former Chief Executive Officer of Genentech and a member of the corporate boards of both Google and Apple, was stepping down from Google's board. Earlier in the year, Apple announced that Eric E. Schmidt, CEO of Google, who had also been a director of both firms, was stepping down from the Apple board. To learn more, visit [www.ftc.gov/opa/2009/10/google.shtm](http://www.ftc.gov/opa/2009/10/google.shtm).

efficient strategy has been to prevent anticompetitive mergers before they occur. The agency has implemented this strategy primarily through its authority to seek federal court injunctions preventing these transactions. In many cases, the merging parties elect not to defend a court challenge and instead agree to resolve competitive concerns through a consent agreement. This approach is suitable when the competitive problem relates to only a portion of the transaction, such that a divestiture of assets will be sufficient to preserve or restore competition while allowing other competitively neutral or beneficial aspects of the merger to go forward. In other instances, the parties may abandon a transaction after assessing the likely outcome of an FTC court challenge. When a merger already has been consummated, the FTC generally relies on administrative litigation to restore competition lost as a result of the merger.

While the major HSR Act amendments in 2001 reduced the number of mergers subject to the advance reporting requirement, they did not change the standard

of legality for mergers. Whereas the vast majority of potentially problematic mergers continue to be subject to the revised HSR filing requirements, smaller merger transactions may still be anticompetitive. Consequently, the FTC continues to devote attention to the identification of unreported, usually consummated, mergers that could harm consumers. In FY 2010 the agency successfully challenged four such transactions. This effort involves monitoring trade press, industry sources, and the internet to stay informed of industry developments; following up on case leads from congressional offices, other Executive Branch agencies, and state and local governments; and encouraging consumers, businesses, and attorneys to notify the FTC of possible anticompetitive mergers.

#### NONMERGER ACTIVITIES.

In the nonmerger area, agency staff reviews complaints received from consumers, businesses, congressional offices, and elsewhere to identify potentially anticompetitive nonmerger business practices. In addition, the FTC has pursued a “positive agenda”



## THE FTC PREVENTS MLS OPERATORS FROM RESTRAINING COMPETITION

In November of 2009, the Commission ruled that certain policies of a Multiple Listing Service unfairly kept non-traditional and discount brokers off publicly available websites

listing homes for sale. The FTC found that Realcomp II, a Detroit-area Multiple Listing Service whose members are predominately traditional, full-service realtors, restricted consumers' access to information about homes listed by non-traditional discount brokers—ones who offered lower commission rates or less than a full range of professional real estate services. The FTC found that Realcomp's policies impeded competition from discount brokers and restricted consumer choice. The Commission's ruling has been appealed to the Court of Appeals for the Sixth Circuit. To learn more, visit [www.ftc.gov/os/adjpro/d9320/index.shtm](http://www.ftc.gov/os/adjpro/d9320/index.shtm).

of planned initiatives; that is, the agency has taken a systematic and proactive approach to identify specific conduct likely to pose the greatest threat to consumer welfare. The focus continues to be on the types of practices, such as agreements among competitors, which are most likely to harm consumers.

In deploying its scarce enforcement resources, the agency focuses on sectors of the economy, such as health care, energy, real estate, or high technology, that have a significant impact on consumers' daily lives. Also, the agency considers the deterrent effects of antitrust enforcement on businesses and whether the FTC has enforcement experience in an area that will enable the agency to make an impact quickly and efficiently. Finally, consideration is given to whether the matter presents an opportunity to contribute positively to the development of antitrust law.

In nonmerger matters, the FTC seeks to take action against ongoing activity that harms competition. The Commission may initiate administrative proceedings before an Administrative Law Judge to adjudicate the issues and establish a basis for an order that the parties "cease and desist" from anticompetitive conduct. The FTC also has the authority to seek relief in federal courts, although it historically has used this option sparingly in nonmerger matters. Again, the agency is often able to negotiate a consent agreement with the parties that remedies the problem without need for litigation.

In both merger and nonmerger matters, thorough investigation and sophisticated legal and economic analysis are of critical importance to ensure accurate assessment of the potential for competitive harm resulting from the transaction or conduct in question and, if necessary, demonstrate the likelihood of harm before an adjudicative body. When the FTC concludes that the likelihood of such harm indicates a law violation, and no settlement is possible, the Commission authorizes its staff to litigate the matter. The frequency with which the agency prevails in litigation or secures a consent order to restore competition is an important indicator of its success in producing tangible benefits for consumers.

This is not to say that the FTC, or any law enforcement agency, should win every case. The Commission issues complaints when, based on the findings of staff investigations, it has "reason to believe" a merger or conduct is anticompetitive. Some cases involve very close issues, on which reasonable minds can and do differ. Other cases may be very difficult from a litigation standpoint, but are still worth pursuing. The FTC's antitrust challenges are defended by highly competent and well-financed counsel. In addition, the FTC's responsibilities include taking action to help shape the development of the antitrust laws. To fulfill this duty, the agency inevitably must bring cases that pose litigation risks, especially where there is no clear precedent and the FTC is seeking to establish a new legal principle. The FTC also helps consumers and businesses by bringing cases to clarify, or improve upon, existing precedent.

## Performance Results

The key performance measure under this objective relates to actions taken in a significant percentage of substantial merger and nonmerger investigations. This translates into obtaining a positive result (i.e., litigated victories, consent orders, or abandoned transactions) in 40 to 60 percent of investigations that involved a second request or compulsory process, in the case of merger investigations, or which involved at least 150 hours of investigative effort, in the case of nonmerger investigations.

Success on this key outcome measure indicates that the FTC is effectively screening HSR reported mergers and nonmerger investigations to identify those that raise significant antitrust issues and warrant further investigation and possible enforcement action, while at the same time permitting deals or conduct that are neutral or beneficial to consumers to proceed unimpeded. This measure evaluates appropriate investigation, case selection, and resolution, as well as the crafting of sufficient and effective remedies.

The target range of 40 to 60 percent set for key Performance Measure 2.1.1 reflects the reality that the FTC conducts substantial merger and nonmerger investigations when it believes that a merger or conduct may be anticompetitive, but that not all such investigations should lead to an enforcement action or a positive result. Indeed, the existence of a minimum and maximum value recognizes the possibility that the FTC may find itself under- or over-enforcing the competition laws, while the magnitude of the spread between these two values serves to identify a band within which the agency's performance can be reasonably expected to vary. From this perspective, setting the range at too high a level could be detrimental if the effect were to deter the agency from bringing important, but risky, cases, while setting the range at too low a level could be detrimental as well, if the effect were to incentivize the agency to bring marginal cases.

Of the remaining measures under this objective, six relate directly to Performance Measure 2.1.1 in that they measure the impact of the agency's actions, in terms of the magnitude of the affected markets and the associated consumer benefits, as well as the efficiency with which these same actions were undertaken. Whereas the consumer savings measures are designed to assess the ultimate outcome, or impact, of the FTC's actions in protecting consumers and promoting vigorous competition, by quantifying the impact of the FTC's enforcement actions on consumer welfare, the volume of commerce measures are intended to give an indication of the economic significance of the relevant product markets.

For both merger and nonmerger actions, the FTC measures the volume of commerce and estimates consumer savings in markets in which it obtains a positive result as an indicator of the scope of the FTC's antitrust enforcement activities. External factors, such as level of merger activity, and internal ones, such as the duration of nonmerger investigations, may cause these results to fluctuate significantly from year to year. Consequently, the two volume-of-commerce targets (Performance Measures 2.1.3 and 2.1.6) and the two consumer savings targets (Performance Measures 2.1.2 and 2.1.5) are assessed each year by calculating the average of current year plus the previous four years. In addition to measuring consumer savings in absolute terms, the agency uses efficiency measures that state the FTC will try to save consumers more than the amount of agency resources allocated to the merger and nonmerger programs (Performance Measures 2.1.4 and 2.1.7).

The final measure under this objective addresses the international dimension of the agency's law enforcement efforts by tracking the percentage of cases in which the FTC had at least one substantive contact with a foreign antitrust authority in which the agencies followed consistent analytical approaches and reached compatible outcomes.

## KEY MEASURE 2.1.1

**ACTIONS TO MAINTAIN COMPETITION, INCLUDING LITIGATED VICTORIES, CONSENT ORDERS, ABANDONED TRANSACTION REMEDIES, RESTRUCTURED TRANSACTION REMEDIES, OR FIX-IT-FIRST TRANSACTION REMEDIES IN A SIGNIFICANT PERCENTAGE OF SUBSTANTIAL MERGER AND NONMERGER INVESTIGATIONS.**

2012	Target	40.0-60.0%	<p><b>TARGET NOT MET.</b></p> <p>The agency took action to maintain competition in 22 of the 57 substantial merger and nonmerger investigations that were closed in FY 2010. These 22 actions consist of 17 consents, three merger transactions that were withdrawn as a consequence of the antitrust concerns raised during the investigation, and two additional consents that were successfully negotiated after the Commission issued an administrative complaint. This corresponds to 16 merger matters and six nonmerger matters. Of the 35 substantial investigations that were closed without an action, 22 involved a nonmerger matter and 13 a merger matter.</p> <p>Though the agency did not meet the target in FY 2010, it should be noted that the result obtained was within one percentage point of the target and that, in addition to the actions listed above, the Commission also obtained a consent in five merger investigations that are excluded from this measure since they did not involve the use of compulsory process.</p> <p>Furthermore, during FY 2010, the Commission issued an administrative complaint to challenge allegedly harmful conduct by a state dental board. However, since this matter is still pending before the Administrative Law Judge and has not reached a resolution it is excluded from this measure, even though it represents a significant investment of agency resources.</p> <p>Data Source: Information to identify “actions to maintain competition” is obtained from press releases, various agency and Bureau databases, and internal communications. Press releases are the source of information for public actions, such as consent orders and the results of judicial review, while internal databases are used to identify those matters that were closed without an action being taken and to determine if an investigation meets the substantiality criteria (i.e., if a second request was issued or whether compulsory process was authorized for merger investigations, and the number of hours that staff logged to a particular investigation for nonmerger investigations).</p>
2011	Target	40.0-60.0%	
2010	Target	40.0-60.0%	
	Actual	39.0%	
2009	Target	N/A	
	Actual	N/A	
2008	Target	N/A	
	Actual	N/A	
2007	Target	N/A	
	Actual	N/A	
2006	Target	N/A	
	Actual	N/A	

## PERFORMANCE MEASURE 2.1.2

CONSUMER SAVINGS OF AT LEAST \$500 MILLION THROUGH MERGER ACTIONS TO MAINTAIN COMPETITION. (NUMBERS SHOWN IN MILLIONS.)

2012	Target	\$500.0	<p><b>TARGET EXCEEDED.</b></p> <p>In FY 2010, the FTC exceeded the target, saving consumers an estimated \$586 million, as calculated using the average consumer savings for the current fiscal year and the previous three years. This result is in large part determined by the presence of several enforcement actions over the last three years in the pharmaceutical industry, which involved significantly sized relevant product markets. The FTC will continue to monitor and reassess the target moving forward.</p> <p>Data Source: Estimates of consumer savings associated with merger actions are prepared by the lead attorney responsible for an individual investigation, and subsequently subject to review by staff economists. In the absence of case specific information (such as price and sales data), the estimate is generated using the volume of commerce in the affected markets as a basis for the calculation.</p>
2011	Target	\$500.0	
2010	Target	\$500.0	
	Actual	\$586.0	
2009	Target	\$500.0	
	Actual	\$791.0	
2008	Target	\$500.0	
	Actual	\$360.0	
2007	Target	\$500.0	
	Actual	\$805.0	
2006	Target	N/A	
	Actual	N/A	



## PERFORMANCE MEASURE 2.1.3

**ACTIONS AGAINST MERGERS LIKELY TO HARM COMPETITION IN MARKETS WITH A TOTAL OF AT LEAST \$25 BILLION IN SALES. (NUMBERS SHOWN IN BILLIONS.)**

2012	Target	\$25.0	<p><b>TARGET NOT MET.</b></p> <p>The FTC's positive merger results affected markets in which the total estimated volume of commerce was approximately \$22.5 billion, or 90% of the annual target, as calculated using the average of the current fiscal volume of commerce year and the previous four years. During FY 2010, the FTC obtained positive results in 16 merger matters, resulting in 13 consent agreements, one of which was negotiated after the Commission issued an administrative complaint, and three transactions that were abandoned based on the antitrust concerns raised by staff during the course of the investigation. In the case of consent agreements, the actions taken by the FTC consist primarily of structural remedies, accompanied in some cases by conditions restricting the future conduct of the merged entity. In all 13 consent agreements stipulated in FY 2010, the parties agreed to divest certain crucial assets to resolve the competitive concerns raised by the Commission.</p> <p>Although the agency did not meet the target in FY 2010, as in the case of Performance Measure 2.1.1, it should be noted that there were five additional merger investigations, which were resolved with a consent, but are excluded from this measure because they did not involve the use of compulsory process.</p> <p>Data Source: Estimates of the volume of commerce associated with merger actions are prepared by the lead attorney responsible for an individual investigation, and subsequently subject to review by staff economists. The estimate is generated using the volume of commerce for the affected markets using public sources and confidential data submitted by the parties during the course of the investigations.</p>
2011	Target	\$25.0	
2010	Target	\$25.0	
	Actual	\$22.5	
2009	Target	\$25.0	
	Actual	\$22.3	
2008	Target	\$25.0	
	Actual	\$14.9	
2007	Target	\$25.0	
	Actual	\$42.6	
2006	Target	\$40.0	
	Actual	\$13.4	



## PERFORMANCE MEASURE 2.1.4

CONSUMER SAVINGS OF AT LEAST SIX TIMES THE AMOUNT OF FTC RESOURCES ALLOCATED TO MERGER PROGRAM. (EFFICIENCY MEASURE)

2012	Target	600.0%
2011	Target	600.0%
2010	Target	600.0%
	Actual	1,670.0%
2009	Target	600.0%
	Actual	2,132.0%
2008	Target	600.0%
	Actual	1,121.0%
2007	Target	600.0%
	Actual	2,500.0%
2006	Target	N/A
	Actual	

### TARGET EXCEEDED.

During FY 2010, the agency saved consumers approximately 16 times the amount of resources devoted to the merger program, as calculated using the average consumer savings obtained under Performance Measure 2.1.2 (\$586 million) divided into the amount of resources used in the current fiscal year. This result is in large part determined by the presence of several enforcement actions over the last three years in the pharmaceutical industry, which involved significantly sized relevant product markets. The FTC will continue to monitor and reassess the target moving forward.

Data Source: The ratio of consumer savings in merger actions to the amount of resources allocated to the merger program is calculated using data on consumer savings obtained under Performance Measure 2.1.2, divided into the amount of monetary resources expended on the merger program as reported by the FTC's Financial Management Office.

## PERFORMANCE MEASURE 2.1.5

CONSUMER SAVINGS OF AT LEAST \$80 MILLION THROUGH NONMERGER ACTIONS TAKEN TO MAINTAIN COMPETITION. (NUMBERS SHOWN IN MILLIONS.)

2012	Target	\$80.0
2011	Target	\$80.0
2010	Target	\$80.0
	Actual	\$508.0
2009	Target	\$80.0
	Actual	\$188.0
2008	Target	\$80.0
	Actual	\$28.0
2007	Target	\$80.0
	Actual	\$75.0
2006	Target	N/A
	Actual	N/A

### TARGET EXCEEDED.

In FY 2010, the FTC obtained estimated savings to consumers of approximately \$508 million, as calculated using the average consumer savings of the current fiscal year and the previous three years.

The reason that the agency has exceeded the target by such a margin is in large part attributable to one particular case, which involved Intel Corporation\*, the world's leading computer chip maker, who was charged with illegally using its dominant market position for a decade to stifle competition and strengthen its monopoly.

Data Source: Estimates of consumer savings associated with nonmerger actions are prepared by the lead attorney responsible for an individual investigation, and subsequently subject to review by staff economists. In the absence of case specific information (such as price and sales data), the estimate is generated using the volume of commerce in the affected markets as a basis for the calculation.

\*Commissioner Kovacic was recused on the Intel case.





## PERFORMANCE MEASURE 2.1.6

**ACTIONS AGAINST ANTICOMPETITIVE CONDUCT IN MARKETS WITH A TOTAL OF AT LEAST \$8 BILLION IN ANNUAL SALES. (NUMBERS SHOWN IN BILLIONS.)**

2012	Target	\$8.0	<p><b>TARGET EXCEEDED.</b></p> <p>The FTC's positive nonmerger results affected markets in which the total estimated volume of commerce was approximately \$11.7 billion, almost 1.5 times the targeted amount, as calculated using the volume of commerce of the current fiscal year and the previous four years. During FY 2010, the FTC obtained positive results in six nonmerger matters, resulting in the same number of consents, one of which was negotiated after the Commission issued an administrative complaint.</p> <p>As mentioned under Performance Measure 2.1.5, the reason that the agency has exceeded the target by such a margin is in large part attributable to one particular case, which involved Intel Corporation, the world's leading computer chip maker, who was charged with illegally using its dominant market position for a decade to stifle competition and strengthen its monopoly.</p> <p>Data Source: Estimates of the volume of commerce associated with nonmerger actions are prepared by the lead attorney responsible for an individual investigation, and subsequently subject to review by staff economists. The estimate is generated using the volume of commerce for the affected markets using public sources and confidential data submitted by the parties during the course of the investigations.</p>
2011	Target	\$8.0	
2010	Target	\$8.0	
	Actual	\$11.7	
2009	Target	\$8.0	
	Actual	\$14.6	
2008	Target	\$8.0	
	Actual	\$0.4	
2007	Target	\$8.0	
	Actual	\$2.6	
2006	Target	\$20.0	
	Actual	\$1.4	



## PERFORMANCE MEASURE 2.1.7

CONSUMER SAVINGS OF AT LEAST FOUR TIMES THE AMOUNT OF FTC RESOURCES ALLOCATED TO NONMERGER PROGRAM OVER A FIVE-YEAR PERIOD. (EFFICIENCY MEASURE)

2012	Target	400.0%
2011	Target	400.0%
2010	Target	400.0%
	Actual	2,418.0%
2009	Target	400.0%
	Actual	1,035.0%
2008	Target	400.0%
	Actual	164.0%
2007	Target	400.0%
	Actual	424.0%
2006	Target	N/A
	Actual	N/A

**TARGET EXCEEDED.**  
 During FY 2010 the agency saved consumers approximately 24 times the amount of resources it devoted to the nonmerger enforcement program. This is largely attributable to consumer savings that exceeded target due to one particular case involving Intel Corporation. The FTC will continue to monitor and reassess the target moving forward.

Data Source: The ratio of consumer savings in nonmerger enforcement actions to the amount of resources allocated to the merger program is calculated using data on consumer savings obtained under Performance Measure 2.1.5, divided into the amount of monetary resources expended on the nonmerger program as reported by the FTC's Financial Management Office.

## PERFORMANCE MEASURE 2.1.8

THE PERCENTAGE OF CASES IN WHICH THE FTC HAD AT LEAST ONE SUBSTANTIVE CONTACT WITH A FOREIGN ANTITRUST AUTHORITY IN WHICH THE AGENCIES FOLLOWED CONSISTENT ANALYTICAL APPROACHES AND REACHED COMPATIBLE OUTCOMES.

2012	Target	90.0%
2011	Target	90.0%
2010	Target	90.0%
	Actual	100.0%
2009	Target	N/A
	Actual	N/A
2008	Target	N/A
	Actual	N/A
2007	Target	N/A
	Actual	N/A
2006	Target	N/A
	Actual	N/A

**TARGET EXCEEDED.**  
 In FY 2010, the agency cooperated on over 25 cases with jurisdictions such as the European Union, Canada, Mexico, Japan, Australia, and the United Kingdom and obtained compatible outcomes in each case. While the agency will continue to strive for 100% success, the target reflects the possibility of inconsistent outcomes, particularly as new antitrust agencies come on line. However, at this time the FTC believes that the target remains appropriate.

Data Source: Information on the international activities of the FTC is produced by the agency's Office of International Affairs.

## OBJECTIVE 2.2: PREVENT CONSUMER INJURY THROUGH EDUCATION.

In addition to its law enforcement activity, the FTC provides substantial information to the business community and consumers about the role of the antitrust laws and businesses' obligations under those laws.

### Our Strategy

The FTC uses education and outreach to increase business compliance, which helps prevent consumer injury, and augment its law enforcement efforts. The agency pursues this strategy through guidance to the business community; outreach efforts to federal, state, and local agencies, business groups, and consumers; development and publication of antitrust guidelines, policy statements, and reports; and speeches and testimony. By using these mechanisms to signal its enforcement policies and priorities, the FTC seeks to deter would-be violators of the antitrust laws. In its complaints, "analyses to aid public comment," and press releases, the agency explains the relevant facts and issues of cases in which it files complaints or obtains consent orders, so the nature of the competitive problems is clear. Each successful enforcement action not only promotes competition in one or more relevant markets, but also serves to communicate to the business and legal communities that the FTC can and will take action to challenge similar transactions or conduct in the future. This information greatly facilitates antitrust lawyers' counseling of their clients and prevents many anticompetitive mergers from being proposed or anticompetitive practices from being implemented. In addition, the FTC educates the public through guidelines, congressional or other types of testimony, conferences, speeches, hearings, and workshops (such as the series of workshops on the horizontal merger guidelines and intellectual property rights); advisory opinions (addressing, for example, the licensing requirements for limited service health care clinics); and reports (such as the reports on the ethanol market and on the savings lost to consumers through pay-for-delay agreements). As a complement to the FTC enforcement activity, the agency also advises, when asked, other federal and state government officials about the possible effects that various regulatory and legislative proposals may have in creating, maintaining, or forestalling

competitive markets. The FTC has a long and distinguished history in this area. The FTC advocates market-based solutions through the publication of studies and reports, and participation in state and federal legislative and regulatory fora.

The agency also participates as an *amicus curiae* (friend of the court) in judicial proceedings when substantial questions of antitrust law or competition policy are involved, especially when the FTC may add a different perspective to the deliberations because of its specialized knowledge or experience.

Finally, in an effort to continue educating consumers and businesses on the important role of competition in providing the most valuable and efficient mix of price, choice, and innovation, the FTC continues to publish reference and case-related documents. Another way the FTC achieves this goal is to improve how topical information, case materials, and reference documents are organized—in an effort to aid visitors in searching and finding relevant information—and to continuously update the growing body of reference material.

### Performance Results

The FTC uses one measure to assess its performance in preventing consumer injury through education. The key measure (Performance Measure 2.2.1) tracks the volume of traffic on the FTC website on antitrust-related pages that are relevant to policymakers, the business and legal communities, and the public at large. This performance measure is an indicator of the flow of information provided to the public. Successful outreach and education efforts, as reflected by this measure, will help consumers, because increased knowledge and understanding of the antitrust laws will help businesses stay in compliance. This measure also will help ensure that the agency engages in consumer, business, and international education that advances the culture of competition, which enhances consumer welfare. The results of this measure would seem to indicate a significant continued public interest in the FTC and its Maintain Competition strategic goal. In addition, the broad and increasing distribution of educational and policy materials through electronic channels represents important leveraging of the agency's resources.

 **KEY MEASURE 2.2.1**

**COMPETITION RESOURCES ACCESSED VIA THE FTC'S WEBSITE.**

(Numbers shown in millions)

2012	Target	10.0	<p><b>TARGET EXCEEDED.</b></p> <p>During FY 2010, the agency estimates that the hits on the FTC web site's competition resources number 21.5 million, which exceeds the established target by over 100%. The target of 10 million was set by the agency in its last Strategic Plan, taking into account the new tracking software that the FTC uses to monitor web traffic on its web site and by extrapolating from information on traffic flows in recent years.</p> <p>Notwithstanding that the agency set the target at what it considered to be a reasonable level, the amount of traffic registered in FY 2010 has climbed to an extent that was not expected. This result may be attributable to recent developments in the technology of information dissemination and retrieval by web search agents and/or by unanticipated growth in the volume of overall web traffic. The agency will continue to monitor web traffic patterns to determine if the current web metric tools allow for a more discerning analysis and filtering of the raw traffic data and eventually to determine if the target should be adjusted.</p> <p><a href="#">Data Source: The agency's web statistics software.</a></p>
2011	Target	10.0	
2010	Target	10.0	
	Actual	21.5	
2009	Target	15.0	
	Actual	11.9	
2008	Target	15.0	
	Actual	12.5	
2007	Target	15.0	
	Actual	15.7	
2006	Target	10.0	
	Actual	10.6	

### OBJECTIVE 2.3: ENHANCE CONSUMER BENEFIT THROUGH RESEARCH, REPORTS, AND ADVOCACY.

As a complement to its activities aimed at preventing consumer injury through education, the FTC provides substantial information to the business community, policymakers, and consumers about the role of the antitrust laws and businesses' obligations under those laws.

### Our Strategy

The FTC has unique jurisdiction to gather, analyze, and make public certain information concerning the nature of competition as it affects U.S. commerce. The FTC uses that authority to hold public hearings, convene conferences and workshops, conduct economic studies on competition issues of significant public importance, and issue reports of its findings. This authority advances the competition goal in numerous ways and is a fundamental component in the FTC's

strategy to enhance consumer welfare. The agency uses the information it develops internally to refine the theoretical framework for analyzing competition issues and the empirical understanding of industry practices, which contributes substantially to an effective response to changing marketplace conditions. The information gained through this authority, combined with the agency's professional expertise on competition issues, also contributes to a better understanding of business practices and their competitive and economic implications by various entities, including the business sector, the legal community, other enforcement authorities, the judiciary, foreign competition agencies, and governmental decision makers and policymakers at the federal, state, and local levels. And finally, the FTC files comments with federal and state government bodies advocating policies that promote the interests of consumers and highlight the role of consumer and empirical research in their decision making. The FTC also files *amicus* briefs to aid courts' considerations of consumer protection issues.



## WILL JOURNALISM SURVIVE THE INTERNET AGE?

### (Journalism in the Internet Age Workshop)

The FTC held a series of workshops from December 2009 to June 2010 to explore how the Internet has affected journalism. The workshop assembled representatives from print, online, broadcast and cable news organizations, academics, consumer

advocates, bloggers, and other new media representatives. Panelists discussed how journalism is evolving in light of the significant transition in which traditional business models are rendered obsolete, innovative new forms of journalism are emerging, and consumer news habits are changing rapidly. The workshops considered a wide range of issues, including: the economics of journalism and how those economics are playing out on the Internet and in print; the wide variety of new business and non-profit models for journalism online; factors relevant to the new economic realities for news organizations, such as behavioral and other targeted online advertising, online news aggregators, and bloggers; and the variety of governmental policies—including antitrust, copyright, and tax policy—that have been raised as possible means of finding new ways for journalism to thrive. To learn more, visit [www.ftc.gov/opp/workshops/news/index.shtml](http://www.ftc.gov/opp/workshops/news/index.shtml).

## Performance Results

The key measures used to gauge the FTC's success under this objective are the ones relating to conducting public hearings, conferences, and workshops (Performance Measure 2.3.1), issuing reports and studies on competition related issues (Performance Measure 2.3.2), and making advocacy filings (Performance Measure 2.3.3).

These measures, in conjunction with Performance Measures 2.3.4, and 2.3.5, help to ensure that the agency is engaging in appropriate types and sufficient levels of research, reports, and advocacy and that they are relevant to consumers, policymakers, businesses, and the legal community. The target for these measures sets a minimum level of activity that the agency is expected to achieve.



### THE FTC FILES *AMICUS* BRIEF IN AMERICAN NEEDLE V. NFL

The FTC and the DOJ filed an *amicus* brief in the U.S. Supreme Court in the matter of American Needle, Inc. v. National Football League, a case involving allegations that the NFL's exclusive licensing agreement restrained trade and unlawfully monopolized trade. American Needle, Inc., a headwear manufacturer, sued the NFL, claiming the league violated antitrust law because all 32 teams worked together to freeze American Needle out of the NFL-licensed hat-making business and gave Reebok an exclusive 10-year license. The *amicus* brief urged the Supreme Court to vacate the judgment of the lower courts and hold instead that the NFL and its separately owned teams do not function as a "single

entity" when licensing and marketing their logos and trademarks under an exclusive licensing agreement with Reebok. The U.S. Supreme Court heard the case in June of 2009, and in May of 2010, issued an opinion in which it held that although NFL teams have common interests such as promoting the NFL brand, they are still separate, profit-maximizing entities, and their interests in licensing team trademarks are not necessarily aligned, thus creating the potential for American Needle and others to compete with Reebok in manufacturing NFL caps and other headwear. To learn more, visit [www.ftc.gov/opa/2009/05/nflwf.shtm](http://www.ftc.gov/opa/2009/05/nflwf.shtm).



### KEY MEASURE 2.3.1

WORKSHOPS, SEMINARS, CONFERENCES, AND HEARINGS CONVENED OR COSPONSORED THAT INVOLVE SIGNIFICANT COMPETITION-RELATED ISSUES.

2012	Target	4	<p><b>TARGET EXCEEDED.</b></p> <p>During FY 2010, the FTC held six conferences on competition-related topics, including energy, merger guidelines, the intersection of patent policy and competition policy, and journalism in the Internet age.</p> <p>Data Source: Information on conferences involving significant competition related issues is taken from the FTC website (<a href="http://www.ftc.gov/ftc/workshops.shtm">www.ftc.gov/ftc/workshops.shtm</a>).</p>
2011	Target	4	
2010	Target	4	
	Actual	6	
2009	Target	4	
	Actual	8	
2008	Target	4	
	Actual	5	
2007	Target	4	
	Actual	7	
2006	Target	N/A	
	Actual	N/A	



### KEY MEASURE 2.3.2

REPORTS AND STUDIES ISSUED ON KEY COMPETITION-RELATED TOPICS.

2012	Target	8	<p><b>TARGET EXCEEDED.</b></p> <p>In FY 2010, the FTC issued a total of nine reports on competition-related matters, thus exceeding the annual target. The reports addressed topics such as pay-for-delay agreements, ethanol market concentration, and oil and gas activities.</p> <p>Data Source: Information on studies and reports on significant competition-related issues is taken from the FTC website (<a href="http://www.ftc.gov/be/research.shtm">www.ftc.gov/be/research.shtm</a> and <a href="http://www.ftc.gov/reports/index.shtm">www.ftc.gov/reports/index.shtm</a>).</p>
2011	Target	8	
2010	Target	8	
	Actual	9	
2009	Target	8	
	Actual	20	
2008	Target	8	
	Actual	7	
2007	Target	8	
	Actual	18	
2006	Target	N/A	
	Actual	N/A	



### KEY MEASURE 2.3.3

ADVOCACY COMMENTS AND *AMICUS* BRIEFS ON COMPETITION ISSUES FILED WITH ENTITIES INCLUDING FEDERAL AND STATE LEGISLATURES, AGENCIES OR COURTS.

2012	Target	6	<p><b>TARGET EXCEEDED.</b></p> <p>In FY 2010, the FTC filed advocacy comments on a range of competition issues, including gas pricing, electricity competition issues, and competition in medical, dentistry, and veterinary services. The FTC also filed <i>amicus</i> briefs on pay-for-delay settlements and patent issues, among others.</p> <p>Data Source: Internal matter records of advocacy comments and <i>amicus</i> briefs filed.</p>
2011	Target	6	
2010	Target	6	
	Actual	17	
2009	Target	N/A	
	Actual	N/A	
2008	Target	N/A	
	Actual	N/A	
2007	Target	N/A	
	Actual	N/A	
2006	Target	N/A	
	Actual	N/A	



## THE FTC ISSUES REPORT ON PAY-FOR-DELAY PHARMACEUTICALS SETTLEMENTS

The Commission issued a new study, entitled “Pay-for-Delay: How Drug Company Pay-Offs Cost Consumers Billions,” that summarizes the savings lost to U.S. consumers during the past six years


through pay-for-delay deals in the drug industry, and found that the number of agreements with payment and delay has increased from zero in 2004 to a record 19 agreements in FY 2009. “Pay-for-delay” deals, in which brand-name drug makers pay their generic competitors to keep cheaper alternatives off the market, cost consumers an estimated \$3.5 billion per year—or \$35 billion over 10 years. The study also found that settlement deals featuring payments by branded drug firms to a generic competitor kept generics off the market for an average of 17 months longer than agreements that did not include a payment. To learn more, visit [www.ftc.gov/os/2010/01/100112payfordelayrpt.pdf](http://www.ftc.gov/os/2010/01/100112payfordelayrpt.pdf).



## PERFORMANCE MEASURE 2.3.4

THE PERCENTAGE OF RESPONDENTS FINDING THE FTC'S ADVOCACY COMMENTS AND *AMICUS* BRIEFS "USEFUL."

2012	Target	50.0%	<p><b>TARGET EXCEEDED.</b></p> <p>The FTC mails advocacy recipients a survey designed to gauge the usefulness of agency advocacy comments and <i>amicus</i> briefs. "Usefulness" is assessed by the recipient. The target percentage recognizes that comments critiquing a recipient's proposed action may not be assessed positively. In FY 2010, 8 of 8 survey responses classified the FTC's submissions as useful.</p> <p>Data Source: A formal survey distributed to advocacy recipients.</p>
2011	Target	50.0%	
2010	Target	50.0%	
	Actual	100.0%	
2009	Target	N/A	
	Actual	N/A	
2008	Target	N/A	
	Actual	N/A	
2007	Target	N/A	
	Actual	N/A	
2006	Target	N/A	
	Actual	N/A	



## MARKET MANIPULATION RULE: THE FTC ISSUES BUSINESS COMPLIANCE GUIDE

The Commission added another tool to combat higher prices for wholesale petroleum products. Pursuant to its authority under the Energy Independence and Security Act of 2007, the Commission issued its Petroleum Market Manipulation Rule, which became effective in November of 2009. In a rulemaking proceeding that generated over 150 comments from consumers and businesses, the Commission crafted a Rule that prohibits fraud or deceit in wholesale petroleum markets, including omission of material information, that is

likely to distort petroleum markets. The Commission staff prepared a compliance guide for businesses, which sets out examples of Rule violations, such as false public announcements of planned pricing or output decisions, false statistical or data reporting, and wash sales intended to disguise the actual liquidity of a market or the price of a particular product. See [www.ftc.gov/ftc/oilgas/rules.htm](http://www.ftc.gov/ftc/oilgas/rules.htm) for more information.

## PERFORMANCE MEASURE 2.3.5

THE VOLUME OF TRAFFIC ON WWW.FTC.GOV RELATING TO COMPETITION RESEARCH, REPORTS, AND ADVOCACY. (NUMBERS SHOWN IN MILLIONS.)

2012	Target	1.7	<p><b>TARGET EXCEEDED.</b></p> <p>This performance measure relates to the volume of traffic on the FTC's web pages that relate to competition research, reports, and advocacy. In FY 2010, there were approximately 2.2 million visits, which met the criteria set by this measure.</p> <p>Data Source: The agency's web statistics software.</p>
2011	Target	1.7	
2010	Target	1.7	
	Actual	2.2	
2009	Target	1.1	
	Actual	1.6	
2008	Target	1.1	
	Actual	1.2	
2007	Target	1.1	
	Actual	1.1	
2006	Target	N/A	
	Actual	N/A	

**OBJECTIVE 2.4: PROTECT AMERICAN CONSUMERS IN THE GLOBAL MARKETPLACE BY PROVIDING SOUND POLICY RECOMMENDATIONS AND TECHNICAL ADVICE TO FOREIGN GOVERNMENTS AND INTERNATIONAL ORGANIZATIONS TO PROMOTE SOUND COMPETITION POLICY.**

The FTC seeks more effective, coordinated reviews of multijurisdictional mergers, and is working towards achieving consistent outcomes in cases of potential unilateral anticompetitive conduct.

**Our Strategy**

To achieve this objective, the agency participates in multilateral competition organizations, which provides valuable opportunities to promote international cooperation and convergence and for competition

officials to share insights on law enforcement and policy initiatives. The FTC also pursues the development of an international market-based competition model that focuses on the maximization of consumer benefit. The agency influences policy development and implementation by advising multilateral organizations, regional entities, and foreign government agencies through substantive consultations and written comments. And finally, the FTC provides technical assistance to newer competition agencies to enhance their ability to apply sound competition policies.

**Performance Results**

The FTC uses two performance measures to assess performance for this objective. Key Measure 2.4.1 and Performance Measure 2.4.2 address the scope of our contact with international counterparts and help determine if our efforts are sufficiently broad-based.



**KEY MEASURE 2.4.1**

**POLICY ADVICE PROVIDED TO FOREIGN COMPETITION AGENCIES, DIRECTLY AND THROUGH INTERNATIONAL ORGANIZATIONS, THROUGH SUBSTANTIVE CONSULTATIONS, WRITTEN SUBMISSIONS, OR COMMENTS.**

2012	Target	40
2011	Target	40
2010	Target	40
	Actual	76
2009	Target	N/A
	Actual	N/A
2008	Target	N/A
	Actual	N/A
2007	Target	N/A
	Actual	N/A
2006	Target	N/A
	Actual	N/A

**TARGET EXCEEDED.**  
 In FY 2010, the FTC provided policy advice in 76 instances, through consultations, written submissions, or comments. The FTC’s policy advice continues to grow as a result of the increasing number of jurisdictions enforcing competition laws, the FTC’s participation in international organizations, and the FTC’s growing engagement with key jurisdictions such as China. The agency will continue to monitor the target of this new measure and will reassess it after additional performance cycles.

Data Source: Information on the international activities of the FTC is produced by the agency’s Office of International Affairs.

## PERFORMANCE MEASURE 2.4.2

TECHNICAL ASSISTANCE PROVIDED TO FOREIGN COMPETITION AUTHORITIES.

2012	Target	10
2011	Target	10
2010	Target	10
	Actual	60
2009	Target	N/A
	Actual	N/A
2008	Target	N/A
	Actual	N/A
2007	Target	N/A
	Actual	N/A
2006	Target	N/A
	Actual	N/A

**TARGET EXCEEDED.**  
 In FY 2010, the FTC conducted 54 technical assistance missions and hosted six international Fellows. Thirteen of the technical assistance missions and one international Fellow were funded through outside sources such as from U.S. Agency for International Development and the U.S. Trade and Development Agency. The agency will continue to monitor the target of this new measure and will reassess it after additional performance cycles.

Data Source: Office of International Affairs technical assistance calendar.

## RESOURCES UTILIZED—STRATEGIC GOAL 2

(DOLLARS SHOWN IN MILLIONS.)

	2006	2007	2008	2009	2010
Full-Time Equivalents	457	489	502	509	512
Obligations	\$86	\$94	\$103	\$113	\$123
Net Cost	(\$23)	(\$47)	\$ 2	\$ 68	\$43

Note: Differences between these obligations and net costs and the financial statements are due to rounding.

# STRATEGIC GOAL 3: ADVANCE PERFORMANCE

Advance the FTC's performance through organizational, individual, and management excellence.

## I. Strategic View

The FTC recognizes that a strong foundation of organizational, individual, and management excellence is a driver of mission success. The agency applies four objectives to achieve this goal. The objectives align with four key functional areas: human resources, infrastructure and security, information resources, and finance and acquisition.

### OBJECTIVE 3.1: PROVIDE EFFECTIVE HUMAN RESOURCES MANAGEMENT.

The FTC uses an integrated approach that ensures human capital programs and policies are linked to our mission, goals, and strategies, while providing for continuous improvement in efficiency and effectiveness.

### OBJECTIVE 3.2: PROVIDE EFFECTIVE INFRASTRUCTURE AND SECURITY MANAGEMENT.

Building, modernizing, and maintaining physical and information technology infrastructure ensures a safe and secure workplace to achieve mission goals, and to respond to and anticipate both routine and emergency agency requirements.



## FEDERAL TRADE COMMISSION BUILDING

Adapted from the Federal Trade Commission 90th Anniversary Symposium "Note on the Federal Trade Commission Building," by Judith Bailey and James Hamill.

Located at the apex of the Federal Triangle (and originally called the Apex Building), staff first occupied the Federal Trade Commission Building in 1938. The building is designed in the Classical Revival style of architecture, and features large courtrooms facing the U. S. Capitol. These spaces host hearings, trials, appellate proceedings, and official meetings of the Commission.

Two of the building's most notable features are the Art Deco statues, designed by Michael Lantz and together called "Man Controlling Trade." The statues portray a rearing stallion held by a man, symbolizing the relationship between trade and the government, and have become the agency's informal logo. The building also features large decorative gates over the exterior doorways representing various means of trade including Columbus's ships, an 18th Century merchant ship, a 19th Century clipper ship in full sail, and an early paddlewheel steamship, as well a "modern" ocean liner and seaplane that showed the latest technology in the late 1930s. Rectangular panels above the doorways represent foreign trade, agriculture, shipping, and industry.

More information on this National Register of Historic Places building can be found at [www.gsa.gov/portal/ext/html/site/hb/category/25431/actionParameter/exploreByBuilding/buildingId/610](http://www.gsa.gov/portal/ext/html/site/hb/category/25431/actionParameter/exploreByBuilding/buildingId/610).

**OBJECTIVE 3.3: PROVIDE EFFECTIVE INFORMATION RESOURCES MANAGEMENT.**

The FTC recognizes that sound management of information resources is essential to meeting its strategic goals.

**OBJECTIVE 3.4: PROVIDE EFFECTIVE FINANCIAL AND ACQUISITION MANAGEMENT.**

Effective financial and acquisition management allows the FTC to protect American consumers and maintain competition in an accountable, transparent, and fiscally responsible manner.

**II. Strategic Analysis****OBJECTIVE 3.1: PROVIDE EFFECTIVE HUMAN RESOURCES MANAGEMENT.**

This objective aligns with the agency's Human Capital Plan that encompasses leadership and knowledge management, a results-oriented performance culture, talent management, and job satisfaction.

**Our Strategy**

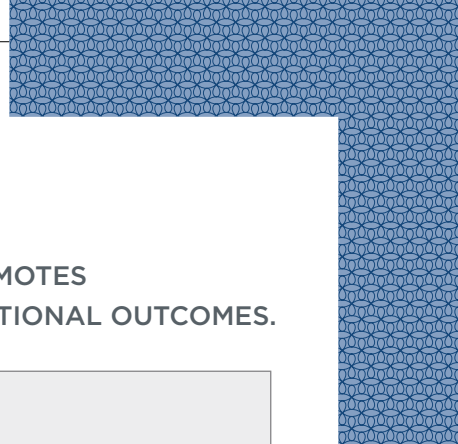
The FTC recognizes that its employees are its greatest asset and places great emphasis on the importance of human resources management to the successful accomplishment of its mission. One of the key strategies used to achieve this objective entails implementing programs and processes that will enable the agency to quickly recruit, develop, and retain a qualified, diverse workforce through an integrated workforce plan. The FTC also uses the integrated workforce plan to identify and fulfill current and future

human resources needs to carry out its mission and creates an agency-wide performance culture focused on individual and organizational accountability toward the achievement of the FTC's programmatic goals and priorities. Finally, the agency achieves this objective by providing human resources management training and outreach to staff.

**Performance Results**

Two performance measures, Performance Measure 3.1.1 and Performance Measure 3.1.2, are used to gauge achievement of this objective. These measures are based on results from the Federal Employee Viewpoint Survey administered by the U.S. Office of Personnel Management. The survey focuses on federal employees' perceptions of critical areas of their work life and workforce management, and measures factors that influence whether employees want to join, stay, and help their agency meet its mission.

In FY 2010, the FTC had a survey response rate of 51 percent (478 of 931 employees responded) and, compared to other federal agencies with over 1,000 employees, received second place marks on the Leadership and Knowledge Management, Results-Oriented Performance Culture, and Talent Management indexes and fourth place in Job Satisfaction. In addition, the FTC is listed as one of the agencies with the highest increases since 2008 for three of these four indexes. Of the 78 items on the survey, the FTC had 55 items with high positive ratings that are considered strengths; no items with negative ratings that would be considered weaknesses; and six items had a neutral rating. Additionally, 64 items were five percentage points or more above the government-wide average, and no items were five percentage points or more below the government-wide average.



## PERFORMANCE MEASURE 3.1.1

THE EXTENT EMPLOYEES BELIEVE THEIR ORGANIZATIONAL CULTURE PROMOTES IMPROVEMENT IN PROCESSES, PRODUCTS AND SERVICES, AND ORGANIZATIONAL OUTCOMES.

2012	Target	<i>Exceed the government-wide results on the Federal Human Capital Survey's Results-Oriented Performance Culture Index</i>	<p><b>TARGET MET.</b> The government-wide results were 53% and the FTC received 68%.</p> <p>Compared to 37 other departments and agencies with more than 1,000 full-time employees, the FTC took second place in Leadership and Knowledge Management and Results-Oriented Performance Culture.</p> <p>Data Source: 2010 Federal Employee Viewpoint Survey.</p>
2011	Target	<i>Exceed the government-wide results on the Federal Human Capital Survey's Results-Oriented Performance Culture Index</i>	
2010	Target	<b>Exceed the government-wide results on the Federal Human Capital Survey's Results-Oriented Performance Culture Index</b>	
	Actual	Exceeded	
2009	Target	N/A	
	Actual	N/A	
2008	Target	N/A	
	Actual	N/A	
2007	Target	N/A	
	Actual	N/A	
2006	Target	N/A	
	Actual	N/A	



 KEY MEASURE 3.1.2

THE EXTENT EMPLOYEES THINK THE ORGANIZATION HAS THE TALENT NECESSARY TO ACHIEVE ORGANIZATIONAL GOALS.

2012	Target	<i>Exceed the government-wide results on the Federal Human Capital Survey's Talent Management Index</i>	<p><b>TARGET MET.</b></p> <p>The government-wide results were 60% and the FTC received 72%.</p> <p>Compared to 37 other departments and agencies with more than 1,000 full-time employees, the FTC took second place in Talent Management.</p> <p>Data Source: 2010 Federal Employment Viewpoint Survey.</p>
2011	Target	<i>Exceed the government-wide results on the Federal Human Capital Survey's Talent Management Index</i>	
2010	Target	<b>Exceed the government-wide results on the Federal Human Capital Survey's Talent Management Index</b>	
	Actual	Exceeded	
2009	Target	N/A	
	Actual	N/A	
2008	Target	N/A	
	Actual	N/A	
2007	Target	N/A	
	Actual	N/A	
2006	Target	N/A	
	Actual	N/A	

**OBJECTIVE 3.2: PROVIDE EFFECTIVE INFRASTRUCTURE AND SECURITY MANAGEMENT.**

Building, modernizing, and maintaining physical and information technology infrastructure ensures a safe and secure workplace.

**Our Strategy**

The FTC ensures a safe and secure workplace by promoting staff awareness, regularly participating in Continuity of Operations Plan (COOP) testing, and incorporating best practices from Federal Emergency Management Agency (FEMA) staff. COOP exercises

have established a viable, tested infrastructure that can provide continuation of the FTC's mission along with a safe and secure environment for all staff in the event of an emergency.

Ensuring that the FTC has optimal informational technology (IT) infrastructure operations and performance is key to meeting the agency's business goals. The ability of the agency's Information Technology Management Office (ITMO) to deliver value to the agency is dependent upon its ability to identify and provide a host of critical services of improved quality, at lower business risk, and with increased agility. To this end, ITMO is working



to deploy a sophisticated suite of infrastructure operations performance monitoring tools, technology, and processes that will help achieve the agency goals. Measuring and improving service delivery to bring positive business experiences and outcomes for the FTC is imperative. With ever-changing technology, including the potential for use of cloud computing, this must be accomplished in a growing, complex, and dynamic IT infrastructure and application environment.

## Performance Results

Two performance measures are used to gauge achievement of this objective. First, the FTC uses FEMA's annual testing of COOP programs. The testing is captured as Performance Measure 3.2.1 and includes participation in the Federal Executive Branch Continuity alert, notification, and deployment procedures as well as interagency communications. The agency also annually reviews its continuity capability, as well as its ability to identify and prioritize essential functions and conduct operations from pre-planned alternate locations.

Specifically, this measure represents performance in a series of exercises known as "Eagle Horizon." The

target is based on prior performance and the target of 75 percent represents management's commitment to reaching a realistic yet ambitious milestone. The exercises allow the Executive Branch to implement integrated, overlapping national continuity concepts in order to ensure the preservation of our government and the continuing performance of essential functions. These services provided by the government at all levels and the private sector affect the everyday lives of citizens and customers.

A second Performance Measure, Key Measure 3.2.2, assesses performance of this objective by collecting and tracking the availability of key information technology applications, systems, and components. By tracking unplanned outage periods, the agency monitors the reliability and availability of almost 30 critical information technology services including: email, FTC specific and custom applications and systems, BlackBerry servers, Internet/Intranet, telecommunications (includes phone and voicemail services), Wide Area Network, www.ftc.gov, Secure Access for Employees, and enterprise-wide customer applications.



### KEY MEASURE 3.2.1

A FAVORABLE CONTINUITY OF OPERATIONS (COOP) RATING.

2012	Target	75.0%
2011	Target	75.0%
2010	Target	75.0%
	Actual	85.0%
2009	Target	N/A
	Actual	N/A
2008	Target	N/A
	Actual	N/A
2007	Target	N/A
	Actual	N/A
2006	Target	N/A
	Actual	N/A

**TARGET EXCEEDED.**

The FTC's grade of 85% establishes the agency as a leader among all federal agencies within the Eagle Horizon program.

These efforts included review of all previous exercises and the corresponding results, benchmarking to other federal agencies, and attendance at all of the FEMA program development meetings.

The one area in which the FTC did not excel at the time of the exercise was the delegation of authority portion which made up the bulk of the 15% shortfall. The agency has since resolved this deficiency by establishing a delegation of authority policy.

[Data Source: FEMA's Continuity Evaluation Tool.](#)



## KEY MEASURE 3.2.2

### AVAILABILITY OF INFORMATION TECHNOLOGY SYSTEMS.

2012	Target	99.00%	<p><b>TARGET EXCEEDED.</b></p> <p>The FTC's information technology services pool averaged 99.86% availability, exceeding the target of 98.00%.</p> <p>Data Source: ITMO's Monthly System Availability Report.</p>
2011	Target	98.50%	
2010	Target	98.00%	
	Actual	99.86%	
2009	Target	N/A	
	Actual	N/A	
2008	Target	N/A	
	Actual	N/A	
2007	Target	N/A	
	Actual	N/A	
2006	Target	N/A	
	Actual	N/A	

### OBJECTIVE 3.3: PROVIDE EFFECTIVE INFORMATION RESOURCES MANAGEMENT.

The agency manages information to enable staff to make thoughtful decisions and perform their work, to facilitate appropriate public access, and to protect sensitive information from inappropriate access and release.

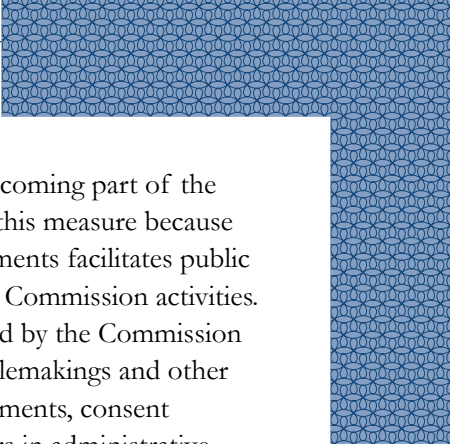
#### Our Strategy

The FTC is undergoing a multiyear transition to managing information resources in electronic format as one of the best means of meeting this objective. As part of this transition, the FTC conducted an agency-wide inventory of records, including major electronic systems. Based on the inventory, the agency then developed, finalized and submitted to the National Archives and Records Administration a comprehensive retention schedule that, when NARA approves it,

will authorize the FTC to maintain and dispose of agency records electronically. It will enable the FTC to concentrate on managing information rather than records schedules.

As another step in the transition, during FY 2010, the FTC developed an Electronic Recordkeeping Certification Review process that will be used to review the ability of the FTC's information systems to house agency records with authenticity, reliability and integrity for the mandated retention period.

In addition, as part of effective information resources management, the FTC is identifying and implementing business process improvements through effective use of technology. For example, the FTC has developed a new web based e-Filing system for public filings in administrative litigation under Part 3 of the FTC Rules of Practice. Designed in the footprint of systems used



by the federal courts, the FTC’s e-Filing system enables parties to the agency’s administrative proceedings to file public documents electronically rather than in paper format.

### Performance Results

One performance measure, Performance Measure 3.3.1, is used to gauge success of this objective. This key performance measure is the percentage of Commission-approved documents in the FTC’s ongoing and newly initiated proceedings available on

www.ftc.gov within 15 days of becoming part of the public record. The FTC selected this measure because timely availability of public documents facilitates public awareness of and participation in Commission activities. Examples of documents approved by the Commission are Federal Register Notices in rulemakings and other proceedings that seek public comments, consent agreements, complaints and orders in administrative litigation, and complaints and proposed orders in litigation in the federal courts.



### KEY MEASURE 3.3.1

THE PERCENTAGE OF COMMISSION-APPROVED DOCUMENTS IN THE FTC’S ONGOING AND NEWLY INITIATED PROCEEDINGS AVAILABLE VIA THE INTERNET WITHIN 15 DAYS OF BECOMING PART OF THE PUBLIC RECORD.

2012	Target	80.0%	<p><b>TARGET EXCEEDED.</b></p> <p>In FY 2010, nearly 94% of documents tracked under this measure were posted to the Internet within 15 days of becoming part of the public record. The performance actual is an estimate based on samples from the first two quarters and actual counts for the remaining year. Comprehensive counts will be used in the future. Additionally, the target for this new performance measure will increase starting in FY 2012.</p> <p>Data Source: Internal records from the Office of the Secretary and the Records and Filings Office.</p>
2011	Target	75.0%	
2010	Target	75.0%	
	Actual	93.8%	
2009	Target	N/A	
	Actual	N/A	
2008	Target	N/A	
	Actual	N/A	
2007	Target	N/A	
	Actual	N/A	
2006	Target	N/A	
	Actual	N/A	



### OBJECTIVE 3.4: PROVIDE EFFECTIVE FINANCIAL AND ACQUISITION MANAGEMENT.

Resource stewardship and financial oversight are fundamental to establishing the accountability and transparency through which organization, individual, and management excellence are fostered.

#### Our Strategy

By promoting consistency and integrity throughout the organization, this objective contributes not only to efficient program delivery, but also to effective and efficient agency administration overall. Our work in this area covers a wide range of administrative and operational efforts, such as formulating and executing the agency budget, managing acquisition activities, overseeing the internal control program, managing accounting operations, spearheading audit resolution, and ensuring compliance with various financial management laws and regulations. These efforts are critical to maintaining the management infrastructure needed to carry out the mission.

One of the primary strategies the agency uses under this objective is to enhance the internal control environment. To support this work, in FY 2010 the FTC established an Internal Control Review Plan to conduct internal control reviews of agency bureaus and offices at least once every three years. The objective of

the reviews is to assist management in identifying high-risk areas and implement appropriate risk management strategies where necessary. The first two reviews were conducted this year. In addition, the FTC is integrating disparate legacy systems with the agency's core financial system, aligning resources to strategic priorities and outcomes to focus the agency on the most important tasks and programs, and implementing best business solutions to accomplish our goals through world-class acquisition and business processes.

#### Performance Results

Three performance measures that assess internal administrative and programmatic operations and acquisition procedures are used to gauge the achievement of this objective. Performance Measure 3.4.1 tracks the independent auditor's financial statement audit results, and Key Measure 3.4.2 tracks the percentage of Bureaus/Offices that establish and maintain an effective, risk-based internal control environment. Strong internal controls over financial and business processes are critical to the integrity of the data reported through the financial reporting system. Performance Measure 3.4.3 monitors performance against the Small Business Administration's government-wide small business procurement goals.

## PERFORMANCE MEASURE 3.4.1

### INDEPENDENT AUDITOR'S FINANCIAL STATEMENT AUDIT RESULTS.

2012	Target	Unqualified opinion on the financial statements	<p><b>TARGET MET.</b></p> <p>The agency received a “clean” opinion on its financial statements. The opinion is determined by the independent auditor’s review and tests of internal controls over operations and financial reporting and the auditor’s determination that the financial statements and notes are fairly presented.</p> <p>Data Source: Independent auditor’s opinion.</p>
2011	Target	Unqualified opinion on the financial statements	
2010	Target	Unqualified opinion on the financial statements	
	Actual	Unqualified opinion	
2009	Target	N/A	
	Actual	N/A	
2008	Target	N/A	
	Actual	N/A	
2007	Target	N/A	
	Actual	N/A	
2006	Target	N/A	
	Actual	N/A	



### KEY MEASURE 3.4.2

THE PERCENTAGE OF BUREAUS/OFFICES THAT ESTABLISH AND MAINTAIN AN EFFECTIVE, RISK-BASED INTERNAL CONTROL ENVIRONMENT.

2012	Target	100.0%
2011	Target	100.0%
2010	Target	100.0%
	Actual	100.0%
2009	Target	N/A
	Actual	N/A
2008	Target	N/A
	Actual	N/A
2007	Target	N/A
	Actual	N/A
2006	Target	N/A
	Actual	N/A

**TARGET MET.**  
 The Statements of Assurance (SOA) submitted by the agency's major components provide the basis for the measurement of the effectiveness of the FTC's risk-based internal control environment.  
 Each component completed questionnaires specific to its functions that addressed the Government Accountability Office's, "Standards of Internal Control" and other internal documentation supporting the SOA. The information was reviewed by the agency's internal control management.  
 In addition, the Financial Management Office conducted the first two reviews in accordance with its Internal Control Review Plan. Based on the SOAs and these internal reviews, this performance measure is met by 100% of the Bureaus/Offices.  
 Data Source: The Statements of Assurance submitted by the agency's thirteen major components.

### PERFORMANCE MEASURE 3.4.3

PERFORMANCE AGAINST THE SMALL BUSINESS ADMINISTRATION'S GOVERNMENT-WIDE SMALL BUSINESS PROCUREMENT GOALS.

2012	Target	23.0%
2011	Target	23.0%
2010	Target	23.0%
	Actual	58.9%
2009	Target	N/A
	Actual	N/A
2008	Target	N/A
	Actual	N/A
2007	Target	N/A
	Actual	N/A
2006	Target	N/A
	Actual	N/A

**TARGET EXCEEDED.**  
 This measure encompasses contracts to organizations classified as small businesses in accordance with Federal Acquisition Regulation 19, i.e., open market procurements. The target is the Small Business Administration-assigned goal for the FTC.  
 Data Source: The Federal Procurement Data System—Next Generation.



# FINANCIAL SECTION



# MESSAGE FROM THE ACTING CHIEF FINANCIAL OFFICER

During Fiscal Year (FY) 2010, the Federal Trade Commission (FTC) upheld its commitment to protect consumers and promote competition in a fiscally responsible manner. I am pleased to report that FY 2010 marks the 14th consecutive year that the FTC has received an unqualified opinion on our financial statements. This achievement, along with other notable successes, demonstrates our commitment to effective financial management and to upholding high standards of accountability. Other key accomplishments this past fiscal year included:

- Returning more than \$48 million in redress funds to victims of fraud and scams following successful prosecution of defendants resulting in court-ordered judgments or settlements.
- Receiving, for the third consecutive year, the Association of Government Accountants' Certificate of Excellence in Accountability Reporting.
- Paying 98 percent of all invoices received from vendors on time.
- Reinforcing administrative control of funds by developing and delivering an agency-wide fund manager program.
- Exceeding the government-wide goal to allocate three percent of total contract dollars to companies owned by service-disabled veterans.
- Enhancing internal control by executing a plan to conduct internal control reviews of agency bureaus and offices, and by completing a limited independent review of the processes in place to report reliable and accurate performance measures results.
- Continuing our record of no material weaknesses, significant control deficiencies, or nonconformances with the Federal Managers' Financial Integrity Act and other applicable laws and regulations.

The Financial Section of this report explains our financial position as of September 30, 2010, and shows how financial resources were expended to protect consumers and maintain competition, as shown in our performance results. These achievements and goals can only be accomplished by the dedicated efforts of our talented and committed employees. We look forward to the future with confidence as we continue to achieve results for the American consumer.

James D. Baker  
Acting Chief Financial Officer  
November 12, 2010





OFFICE OF  
INSPECTOR GENERAL

FEDERAL TRADE COMMISSION  
WASHINGTON, D.C. 20580

November 12, 2010

The Honorable Jon Leibowitz  
Chairman  
Federal Trade Commission

I am pleased to provide you with the attached audit report required by the Accountability of Tax Dollars Act of 2002, which presents an unqualified opinion on the Federal Trade Commission (FTC)'s FY 2010 financial statements. We commend the FTC for the noteworthy accomplishment of attaining an unqualified (clean) opinion for the 14th consecutive year.

The Office of Inspector General (OIG) engaged the independent certified public accounting firm of Dembo, Jones, Healy, Pennington & Marshall, P.C. (DJHPM) to perform the audit of the FTC's financial statement for fiscal year 2010 in accordance with U.S. generally accepted government auditing standards, and Office of Management and Budget Bulletin 07-04, *Audit Requirements for Federal Financial Statements*, as amended.

DJHPM's reports include (1) an opinion on FTC's financial statements; (2) a report on internal control over financial reporting; and (3) a report on compliance and other matters. In summary, DJHPM found that

- the financial statements were presented fairly, in all material respects, in conformity with U.S. generally accepted accounting principles,
- there were no material weaknesses in internal control over financial reporting (including safeguarding assets) and compliance with laws and regulations, and
- there was no reportable noncompliance with laws and regulations tested.

The OIG reviewed DJHPM's reports and related documentation and made necessary inquiries of its representatives. Our review disclosed no instances where DJHPM did not comply, in all material respects, with U.S. generally accepted government auditing standards. However, our review cannot be construed as an audit in accordance with U.S. generally accepted government auditing standards. It was not intended to enable us to express, and we do not express, any opinion on the FTC's financial statements, conclusions about the effectiveness of internal control, or conclusions on compliance with

laws and regulations. DJHPM is solely responsible for the attached auditor's report dated November 12, 2010 and the conclusions expressed in the report.

We appreciate the cooperation and courtesies extended to both DJHPM and my staff during the audit.

Sincerely,



John M. Seeba  
Inspector General

Attachment

cc: All Commissioners  
Executive Director  
Bureau Directors  
Acting Chief Financial Officer



Dembo, Jones, Healy, Pennington & Marshall, P.C.

Certified Public Accountants and Consultants

Chairman Leibowitz:

We have audited the accompanying balance sheet of the Federal Trade Commission (FTC) as of September 30, 2010 and 2009, and the related statements of net cost, changes in net position, budgetary resources, and custodial activity for the years then ended. In our audits of the Federal Trade Commission for the fiscal years September 30, 2010 and 2009, we found

- the financial statements are presented fairly, in all material respects, in conformity with U.S. generally accepted accounting principles,
- no material weaknesses or significant deficiencies in internal control over financial reporting (including safeguarding assets),
- no reportable noncompliance with laws and regulations we tested.

The following sections discuss in more detail (1) these conclusions, (2) our conclusions on Management's Discussion and Analysis (MD&A) and other accompanying information, and (3) our audit objectives, scope, and methodology.

#### **Opinion on Financial Statements**

In our opinion, the financial statements including the accompanying notes present fairly, in all material respects, in conformity with U.S. generally accepted accounting principles, the Federal Trade Commission's assets, liabilities, and net position as of September 30, 2010 and 2009; and net costs; changes in net position; budgetary resources; and custodial activity for the years then ended.

#### **Consideration of Internal Control**

In planning and performing our audit, we considered the Federal Trade Commission's internal control over financial reporting as a basis for designing our auditing procedures and to comply with the Office of Management and Budget (OMB) audit guidance for the purpose of expressing our opinion on the financial statements, but not for the purpose of expressing an opinion on internal control and compliance or on management's assertion on internal control included in MD&A. Accordingly, we do not express an opinion on internal control over financial reporting and compliance or on management's assertion on the effectiveness of the entity's internal control over financial reporting or on management's assertion on internal control included in the MD&A.

Our consideration of internal control over financial reporting was for the limited purpose described in the preceding paragraph and would not necessarily identify all deficiencies in internal control over financial reporting that might be significant deficiencies or material weaknesses.

6010 Executive Boulevard • Suite 900 • Rockville, Maryland 20852  
301 770-5100 • 888 283-5472 • Fax 301 770-5202 • [djhpm@djhpm.com](mailto:djhpm@djhpm.com)

MEMBER: AMERICAN INSTITUTE OF CERTIFIED PUBLIC ACCOUNTANTS AND PKF INTERNATIONAL

A control deficiency exists when the design or operation of a control does not allow management or employees, in the normal course of performing their assigned functions, to prevent or detect misstatements on a timely basis. A significant deficiency is a control deficiency, or combination of control deficiencies, that adversely affects the entity's ability to initiate, authorize, record, process, or report financial data reliably in accordance with generally accepted accounting principles such that there is more than a remote likelihood that a misstatement of the entity's financial statements that is more than inconsequential will not be prevented or detected by the entity's internal control.

A material weakness is a significant deficiency, or combination of significant deficiencies, that results in more than a remote likelihood that a material misstatement of the financial statements will not be prevented or detected by the entity's internal control.

Our consideration of internal control over financial reporting was for the limited purpose described in the first paragraph of this section and would not necessarily disclose all deficiencies in the internal control that might be material weaknesses or significant deficiencies. We did not identify any deficiencies in internal control over financial reporting that we consider to be material weaknesses or significant deficiencies, as defined above.

We noted other non-reportable matters involving internal control and its operation that we will communicate in a separate management letter to FTC management.

#### **Compliance With Laws and Regulations**

Our tests of the Federal Trade Commission's compliance with selected provisions of laws and regulations for fiscal year 2010 disclosed no instances of noncompliance that would be reportable under U.S. generally accepted government auditing standards or OMB audit guidance. However, the objective of our audit was not to provide an opinion on overall compliance with laws and regulations. Accordingly, we do not express such an opinion.

#### **Consistency of Other Information**

The information in the Management's Discussion and Analysis is not a required part of the financial statements, but is supplementary information required by U.S. generally accepted accounting principles. We have applied certain limited procedures, which consisted principally of inquiries of management regarding the methods of measurement and presentation of this information. However, we did not audit this information and, accordingly, we express no opinion on it.

The information in the Chairman's Message, Performance Section, and Other Accompanying Information are presented for purposes of additional analysis and are not required as part of the financial statements. This information has not been subjected to auditing procedures and, accordingly, we express no opinion on it.

Dembo, Jones, Healy, Pennington & Marshall, P.C.  
Certified Public Accountants and Consultants

### Objectives, Scope, and Methodology

The Federal Trade Commission's management is responsible for (1) preparing the financial statements in conformity with U.S. generally accepted accounting principles, (2) establishing, maintaining, and assessing internal control to provide reasonable assurance that the broad control objectives of the Federal Managers' Financial Integrity Act are met, and (3) complying with applicable laws and regulations.

We are responsible for obtaining reasonable assurance about whether the financial statements are presented fairly, in all material respects, in conformity with U.S. generally accepted accounting principles. We are also responsible for (1) obtaining a sufficient understanding of internal control over financial reporting and compliance to plan the audit, (2) testing compliance with selected provisions of laws and regulations that have a direct and material effect on the financial statements and laws for which OMB audit guidance requires testing, and (3) performing limited procedures with respect to certain other information appearing with the Annual Financial Statements.

In order to fulfill these responsibilities, we

- examined, on a test basis, evidence supporting the amounts and disclosures in the financial statements;
- assessed the accounting principles used and significant estimates made by management;
- evaluated the overall presentation of the financial statements;
- obtained an understanding of the FTC and its operations, including its internal control related to financial reporting (including safeguarding assets), and compliance with laws and regulations (including execution of transactions in accordance with budget authority);
- tested relevant internal controls over financial reporting, and compliance, and evaluated the design and operating effectiveness of internal control;
- considered the design of the process for evaluating and reporting on internal control and financial management systems under the Federal Managers' Financial Integrity Act;
- tested compliance with selected provisions of laws and regulations.

We did not evaluate all internal controls relevant to operating objectives as broadly defined by the Federal Managers' Financial Integrity Act, such as those controls relevant to preparing statistical reports and ensuring efficient operations. We limited our internal control testing to controls over financial reporting and compliance. Because of inherent limitations in internal control, misstatements due to error or fraud, losses, or noncompliance may nevertheless occur and not be detected. We also caution that projecting our evaluation to future periods is subject to the risk that controls may become inadequate because of changes in conditions or that the degree

Dembo, Jones, Healy, Pennington & Marshall, P.C.  
Certified Public Accountants and Consultants

of compliance with controls may deteriorate. In addition, we caution that our internal control testing may not be sufficient for other purposes.

We did not test compliance with all laws and regulations applicable to the Federal Trade Commission. We limited our tests of compliance to selected provisions of laws and regulations that have a direct and material effect on the financial statements and those required by OMB audit guidance that we deemed applicable to the Federal Trade Commission's financial statements for the fiscal year ended September 30, 2010. We caution that noncompliance may occur and not be detected by these tests and that such testing may not be sufficient for other purposes.

We performed our audit in accordance auditing standards generally accepted in the United States; the standards applicable to the financial audits contained in *Government Auditing Standards*, issued by the Comptroller General of the United States; and OMB guidance.

*Dembo, Jones, Healy, Pennington & Marshall, P.C.*

*Rockville, Maryland  
November 12, 2010*

Dembo, Jones, Healy, Pennington & Marshall, P.C.  
Certified Public Accountants and Consultants

# PRINCIPAL FINANCIAL STATEMENTS

## FEDERAL TRADE COMMISSION

### BALANCE SHEET

AS OF SEPTEMBER 30, 2010 AND 2009

(Dollars shown in thousands)

	2010	2009
<b>Assets (Note 2):</b>		
Intragovernmental:		
Fund balance with Treasury (Note 3)	\$109,486	\$ 81,307
Investments (Note 5)	199,105	94,848
Accounts receivable, net (Note 6)	71	141
Total intragovernmental	308,662	176,296
Cash and other monetary assets (Note 4)	21,473	18,141
Accounts receivable, net (Note 6)	48,189	55,564
General property and equipment, net (Note 7)	18,060	15,473
<b>Total Assets</b>	<b>\$396,384</b>	<b>\$265,474</b>
<b>Liabilities:</b>		
Intragovernmental:		
Accounts payable	\$ 188	\$ 371
Other (Note 9)	12,574	2,265
Total intragovernmental	12,762	2,636
Accounts payable	11,112	12,879
Accrued redress receivables due to claimants	38,170	55,496
Redress collected but not yet disbursed	180,526	69,746
Divestiture fund due	45,523	45,542
Other (Note 9)	20,641	18,784
<b>Total Liabilities (Note 8 and 9)</b>	<b>\$308,734</b>	<b>\$205,083</b>
<b>Net Position (Note 1(o)):</b>		
Cumulative results of operations - other funds	87,650	60,391
<b>Total Net Position</b>	<b>\$ 87,650</b>	<b>\$ 60,391</b>
<b>Total Liabilities and Net Position</b>	<b>\$396,384</b>	<b>\$265,474</b>

The accompanying notes are an integral part of these statements.

## FEDERAL TRADE COMMISSION

## STATEMENT OF NET COST

FOR THE YEARS ENDED SEPTEMBER 30, 2010 AND 2009

(Dollars shown in thousands)

	2010	2009
<b>Costs by Strategic Goal:</b>		
Protect Consumers (PC) Strategic Goal:		
Gross costs (Note 12)	\$158,458	\$147,232
Less: Earned revenue (Note 13)	(14,426)	(15,947)
Net PC strategic goal costs	144,032	131,285
Maintain Competition (MC) Strategic Goal:		
Gross costs (Note 12)	116,642	109,718
Less: Earned revenue (Note 13)	(73,554)	(42,309)
Net MC strategic goal costs	43,088	67,409
<b>Net Cost of Operations</b>	<b>\$187,120</b>	<b>\$198,694</b>

*The accompanying notes are an integral part of these statements.*



FEDERAL TRADE COMMISSION

STATEMENT OF CHANGES IN NET POSITION

FOR THE YEARS ENDED SEPTEMBER 30, 2010 AND 2009

(Dollars shown in thousands)

	2010	2009
<b>Cumulative Results of Operations:</b>		
Beginning balance, adjusted	\$ 60,391	\$ 50,076
Budgetary financing sources:		
Appropriations used	204,673	201,359
Other financing sources (non-exchange):		
Imputed financing	9,706	7,650
Total financing sources	214,379	209,009
Less: Net cost of operations	(187,120)	(198,694)
Net Change	27,259	10,315
<b>Total Cumulative Results of Operations</b>	<b>\$ 87,650</b>	<b>\$ 60,391</b>
<b>Unexpended Appropriations:</b>		
Beginning balance, adjusted	\$ -	\$ -
Budgetary financing sources:		
Appropriations received	204,673	201,359
Less: Appropriations used	(204,673)	(201,359)
Total Budgetary Financing Sources	-	-
<b>Total Unexpended Appropriations</b>	<b>\$ -</b>	<b>\$ -</b>
<b>Net Position (Note 1(o))</b>	<b>\$ 87,650</b>	<b>\$ 60,391</b>

*The accompanying notes are an integral part of these statements.*

## FEDERAL TRADE COMMISSION

## STATEMENT OF BUDGETARY RESOURCES

FOR THE YEARS ENDED SEPTEMBER 30, 2010 AND 2009

(Dollars shown in thousands)

	2010	2009
<b>Budgetary Resources:</b>		
Unobligated balance, brought forward, October 1:	\$ 9,783	\$ 13,063
Recoveries of prior year unpaid obligations		
Actual	3,325	3,067
Budget authority		
Appropriation	204,673	201,359
Spending authority from offsetting collections		
Earned		
Collected	88,050	58,162
Change in receivables from Federal sources	(70)	94
Change in unfilled customer orders		
Without advance from Federal sources	96	(24)
Previously unavailable	-	15,357
Subtotal budget authority	292,749	274,948
<b>Total Budgetary Resources</b>	<b>\$ 305,857</b>	<b>\$ 291,078</b>
<b>Status of Budgetary Resources:</b>		
Obligations incurred (Note 14)		
Direct	\$ 291,742	\$ 280,905
Reimbursable	987	390
Subtotal	292,729	281,295
Unobligated balance		
Apportioned	10,845	8,126
Not available	2,283	1,657
<b>Total Status of Budgetary Resources</b>	<b>\$ 305,857</b>	<b>\$ 291,078</b>
<b>Change in Obligated Balance:</b>		
Obligated balance, net		
Unpaid obligations, brought forward, October 1	\$ 69,086	\$ 56,088
Less: Uncollected customer payments from		
Federal sources, brought forward, October 1	(293)	(224)
Total unpaid obligated balance, net	68,793	55,864
Obligations incurred, net (Note 14)	292,729	281,295
Less: Gross outlays	(267,869)	(265,229)
Less: Recoveries of prior year unpaid obligations, actual	(3,325)	(3,067)
Change in uncollected customer payments from Federal sources	(26)	(70)
Obligated balance, net, end of period		
Unpaid obligations	90,622	69,086
Uncollected customer payments from Federal sources	(320)	(293)
Total, unpaid obligated balance, net, end of period	\$ 90,302	\$ 68,793
<b>Net Outlays:</b>		
Gross outlays	\$ 267,869	\$ 265,229
Less: Offsetting collections	(88,050)	(58,162)
Less: Distributed offsetting receipts	(6,986)	(14,869)
<b>Net Outlays</b>	<b>\$ 172,833</b>	<b>\$ 192,198</b>

*The accompanying notes are an integral part of these statements.*

## FEDERAL TRADE COMMISSION

### STATEMENT OF CUSTODIAL ACTIVITY

FOR THE YEARS ENDED SEPTEMBER 30, 2010 AND 2009

(Dollars shown in thousands)

	PC	MC	2010	2009
<b>Revenue Activity (Note 17):</b>				
Sources of collections:				
Premerger filing fees (net of refunds)	\$ -	\$72,858	\$72,858	\$42,148
Civil penalties and fines	2,097	-	2,097	12,756
Redress (Note 18)	6,659	-	6,659	14,698
Other miscellaneous receipts	327	-	327	172
Total cash collections	9,083	72,858	81,941	69,774
Accrual adjustments	9,950	-	9,950	(123)
<b>Total Custodial Revenue</b>	<b>\$19,033</b>	<b>\$72,858</b>	<b>\$91,891</b>	<b>\$69,651</b>
<b>Disposition of Collections (Note 17):</b>				
Transferred to others:				
Treasury general fund	\$ 9,083	\$ -	\$ 9,083	\$27,626
Department of Justice	-	72,858	72,858	57,072
Increase / (decrease) in amounts yet to be transferred	9,950	-	9,950	(15,047)
<b>Total Disposition of Collections</b>	<b>\$19,033</b>	<b>\$72,858</b>	<b>\$91,891</b>	<b>\$69,651</b>
<b>Net Custodial Activity</b>	<b>\$ -</b>	<b>\$ -</b>	<b>\$ -</b>	<b>\$ -</b>

*The accompanying notes are an integral part of these statements.*

# NOTES TO THE FINANCIAL STATEMENTS

## Note 1—Summary of Significant Accounting Policies

### (a) REPORTING ENTITY

The Federal Trade Commission (FTC) is an independent United States Government agency, established by the Federal Trade Commission Act of 1914. The FTC enforces a variety of federal antitrust and consumer protection laws. The agency is headed by five Commissioners, nominated by the President and confirmed by the Senate, each serving a seven-year term. The President chooses one Commissioner to act as Chairman. No more than three Commissioners can be of the same political party.

The FTC has three major bureaus: The Bureau of Consumer Protection (BCP), which supports the strategic goal of protecting consumers, the Bureau of Competition (BC), which supports the strategic goal of maintaining competition, and the Bureau of Economics (BE), which supports both bureaus and strategic goals. Additionally, various Offices provide mission support functions and services.

The majority of FTC staff is located in Washington DC; however, the FTC's regions cover seven geographic areas. The regional offices work with the BCP and BC to conduct investigations and litigation; provide advice to state and local officials on the competitive implications of proposed actions; recommend cases; provide local outreach services to consumers and business persons; and coordinate activities with local, state, and regional authorities. The regional offices frequently sponsor conferences for small businesses, local authorities, and consumer groups.

The financial statements and notes include the accounts of all funds under the FTC's control. As further described throughout these notes, in addition to appropriations received for salaries and necessary expenses, the FTC maintains control over funds that

are primarily comprised of proceeds derived from court ordered judgments and settlements held for subsequent distribution to approved claimants. These funds are considered non-entity and are reported as such on the Balance Sheet.

### (b) FUND ACCOUNTING STRUCTURE

The FTC's financial activities are accounted for using various funds (i.e., Treasury Account Symbols (TAS)). They include the following for which the FTC maintains financial records:

#### GENERAL FUND

TAS 29X0100 consists of a salaries and expense appropriation used to fund agency operations and capital expenditures. Offsetting collections received during the year are also recorded in the general fund. (See Note 13 Exchange Revenues.)

#### DEPOSIT FUND

TAS 29X6013 consists of monies held temporarily by the FTC as an agent for others (e.g., redress funds) prior to distribution through the consumer redress program.

#### SUSPENSE FUND

TAS 29F3875 consists of premerger filing fees collected by the FTC under the Hart-Scott-Rodino (HSR) Antitrust Improvement Act of 1976 that are distributed equally to the FTC as a funding source and to the Department of Justice (DOJ). (See Note 1(p) Revenues and Other Financing Sources).

#### MISCELLANEOUS RECEIPT ACCOUNTS

TAS 29 1040 and TAS 29 3220 consist of civil penalties, redress disgorgements to the Department of the Treasury (Treasury) and other miscellaneous receipts that by law are not retained by the FTC. Cash balances are automatically transferred to the general fund of the Treasury at the end of each fiscal year.

### (c) BASIS OF ACCOUNTING AND PRESENTATION

The accompanying financial statements present the financial position, net cost of operations, changes in net position, budgetary resources, and custodial activities of the FTC. As noted above, the FTC maintains a single fund to account for salaries and all necessary expenses. Further, there are no intra-entity transactions with any other fund (e.g., deposit fund) that would require eliminating entries to present consolidated statements. Accordingly, the statements are not labeled consolidated nor is the Statement of Budgetary Resources (SBR) presented as combined. The financial statements have been prepared from the accounting records of the FTC on an accrual basis, in conformity with generally accepted accounting principles (GAAP) of the United States of America and with the form and content of financial statements specified by the Office of Management and Budget (OMB) Circular A-136, Financial Reporting Requirements (as revised September 2010). GAAP for federal entities incorporate the standards prescribed by the Federal Accounting Standards Advisory Board.

### (d) USE OF ESTIMATES

The preparation of financial statements in conformity with GAAP requires management to make estimates and assumptions that affect the reported amounts of assets and liabilities at the date of the financial statements and the reported amounts of revenues and expenses during the reporting period. Actual results could differ from those estimates.

### (e) BUDGET AUTHORITY

Congress passes appropriations annually that provide the FTC with authority to obligate funds for necessary expenses to carry out mandated program activities. These funds are available until expended, subject to OMB apportionment and to Congressional restrictions on the expenditure of funds. Also, the FTC places internal restrictions on fund expenditures to ensure the efficient and proper use of all funds. Appropriated funding is derived from various revenues and financing sources. The SBR reflects the single general fund (i.e. TAS 29X0100) for which the FTC has budget authority.

### (f) ENTITY/NON-ENTITY ASSETS

Assets that an agency is authorized to use in its operations are entity assets. Assets that an agency holds on behalf of another federal agency or a third party and are not available for the agency's use are non-entity assets.

### (g) FUND BALANCE WITH TREASURY

The FTC's Fund Balance with Treasury (FBWT) includes appropriated funds, deposit funds for subsequent disbursement to claimants, and premerger filing fees awaiting disbursement to the DOJ. Funds are carried forward until such time as goods or services are received and payment is made. All cash receipts are deposited with the Treasury and all disbursements for payroll and vendor invoices are disbursed by the Treasury.

### (h) CASH AND OTHER MONETARY ASSETS

The FTC's consumer redress agents process claims and disburse redress proceeds to approved claimants. Upon approval of the redress office, amounts necessary to cover current disbursement schedules are held as cash in interest bearing accounts. These funds are considered non-entity assets and are reported on the Balance Sheet along with an offsetting non-entity liability.

### (i) INVESTMENTS

In protecting consumers, the FTC collects proceeds from defendants in accordance with court ordered judgments and settlement agreements for consumer redress and holds these proceeds in the deposit fund (TAS 29X6013) established with the Treasury. The FTC also holds monies in its deposit fund in connection with a judgment that stipulates the divestiture of assets by the defendant. Under an agreement with the Treasury, the portion of such judgments and settlements that are not immediately needed for cash disbursements are invested in Treasury securities. These investments are considered non-entity assets and are reported on the Balance Sheet along with an offsetting non-entity liability.

**(j) ACCOUNTS RECEIVABLE**

Entity accounts receivable consist of amounts due from other federal entities and from current and former employees and vendors. Non-entity accounts receivable include uncollected civil monetary penalties imposed as a result of the FTC's enforcement activities and uncollected redress judgments. These non-entity accounts receivable are reported on the Balance Sheet along with an offsetting non-entity liability. Gross receivables are reduced to net realizable value by an allowance for uncollectible accounts. (See Note 6 Accounts Receivable.)

**(k) ACCRUED LIABILITIES AND ACCOUNTS PAYABLE**

Accrued liabilities and accounts payable represent a probable future outflow or other sacrifices of resources as a result of past transactions or events. Liabilities are recognized when they are incurred, regardless of whether they are covered by budgetary resources. Liabilities cannot be liquidated without legislation that provides the resources to do so. Also, the government, acting in its sovereign capacity, can abrogate FTC liabilities (other than contracts). (See Note 8 Liabilities Not Covered by Budgetary Resources and Note 9 Other Liabilities.)

**(l) EMPLOYEE HEALTH BENEFITS AND LIFE INSURANCE**

FTC employees are eligible to participate in the contributory Federal Employees Health Benefit Program (FEHBP) and the Federal Employees Group Life Insurance Program (FEGGLIP). The FTC contributes a percentage to each program to pay for current benefits.

**(m) EMPLOYEE RETIREMENT BENEFITS**

FTC employees participate in either the Civil Service Retirement System (CSRS) or the Federal Employees Retirement System (FERS). Employees hired after December 31, 1983, are covered by FERS and Social Security, while employees hired prior to January 1, 1984, may elect to either join FERS or remain in CSRS. For employees participating in CSRS, the FTC contributes seven percent of the employee's gross earnings to the

CSRS Retirement and Disability Fund. For employees participating in FERS, the FTC contributes 11.2 percent to the Federal Employees' Retirement Fund. Employees participating in FERS are covered under the Federal Insurance Contributions Act (FICA) for which the FTC contributes a matching amount to the Social Security Administration. FTC contributions are recognized as current operating expenses.

The Thrift Savings Plan (TSP) is a defined contribution retirement savings and investment plan for employees covered by either CSRS or FERS. Participating employees may contribute any dollar amount or percentage of basic salary to TSP, not to exceed an annual dollar amount of \$16,500 for 2010. CSRS participating employees do not receive a matching contribution from the FTC. FERS employees receive an agency automatic one percent contribution of gross pay to the TSP. The FTC also matches 100 percent of the first three percent contributed and 50 percent of the next two percent contributed. Such FTC contributions are recognized as current operating expenses.

Although the FTC contributes a portion for pension benefits and makes the necessary payroll withholdings, it is not responsible for managing contribution refunds, employee's retirement benefits, or the retirement plan assets. Therefore, the FTC financial statements do not report CSRS and FERS assets, accumulated plan benefits, or unfunded liabilities, if any, which may be applicable to employees. Such reporting is the responsibility of the Office of Personnel Management (OPM). However, the FTC recognizes the full cost of providing future pension benefits to covered employees at the time the employees' services are rendered. OPM has provided the FTC with certain cost factors that estimate the true service cost of providing the pension benefits to covered employees. During FYs 2010 and 2009, the cost factors used to arrive at the service cost for CSRS covered employees were 30.1 percent and 25.8 percent of basic pay, respectively. During FYs 2010 and 2009, the cost factors for FERS covered employees were 13.8 and 12.3 percent of basic pay, respectively. The pension expense recognized in the financial statements equals this service cost to covered employees less amounts contributed by these employees. If the pension

expense exceeds the amount contributed by the FTC as employer, the excess is recognized as an imputed financing cost. The excess total pension expense over the amount contributed by the agency must be financed by OPM and is recognized as an imputed financing source on the records of the FTC.

#### **(n) OTHER POST-EMPLOYMENT BENEFITS**

FTC employees eligible to participate in the FEHBP and the FEGLIP may continue to participate in these programs after their retirement. The OPM has provided the FTC with certain cost factors that estimate the true cost of providing the post-retirement benefit to current employees. The FTC recognizes a current cost for these and Other Retirement Benefits (ORB) at the time the employee's services are rendered. The ORB expense is financed by OPM, and offset by the FTC through the recognition of an imputed financing source. During FYs ended 2010 and 2009, the cost factors relating to FEHBP were \$5,906 and \$5,756, respectively, per employee enrolled. During FYs 2010 and 2009, the cost factor relating to FEGLIP was 0.02 percent of basic pay per employee enrolled.

#### **(o) NET POSITION**

Cumulative results of operations represent the net results of operations since inception, the cumulative amount of prior period adjustments, the remaining book value of capitalized assets, and future funding requirements.

The portion of FTC's budget authority that is funded by a direct appropriation is fully expended during the year. Therefore, there is no unexpended appropriation balance in net position at the end of the year. (See Statement of Changes to Net Position.)

#### **(p) REVENUES AND OTHER FINANCING SOURCES**

The FTC's funding is derived from spending authority from offsetting collections revenue and from direct appropriation. Spending authority from offsetting collections is comprised of collections of premerger fees under the authority of the HSR Act, collection of fees related to the Do-Not-Call (DNC) Implementation Act, and amounts received for services performed under

reimbursable agreements with other federal agencies. All of the FTC's offsetting collections are exchange revenues. (See Note 13 Exchange Revenues.)

In addition to exchange revenue, the FTC receives funding through a direct appropriation from the general fund of the Treasury to support its operations. The direct appropriation represented approximately 67 percent of total budgetary resources in FY 2010 and 69 percent in FY 2009.

#### **(q) METHODOLOGY FOR ASSIGNING COSTS AND EXCHANGE REVENUES**

Total net costs are allocated to the protect consumers strategic goal and the maintain competition strategic goal. (See Statement of Net Costs.) Costs and exchange revenues that are identified specifically with each of these two strategic goals are charged or credited directly. Other costs not directly attributable to these two goals are allocated based on the percentage of direct full-time equivalents used by each of these two goals. These other indirect costs include costs related to the advance performance strategic goal.

#### **Note 2—Non-entity Assets**

Non-entity Fund Balance with Treasury is comprised of undisbursed premerger filing fees and deposits held for the consumer redress program. Investments represent funds not required for current distribution for consumer redress. Cash and other Monetary Assets consist of amounts on deposit with FTC distribution agents. Accounts receivable represent amounts due from consumer redress judgments and civil penalties.

Non-entity assets consisted of the following as of September 30, 2010 and 2009 (in thousands):

	2010	2009
<b>Intragovernmental:</b>		
Fund balance with Treasury	\$ 6,056	\$ 2,731
Investments	199,105	94,848
<b>Total intragovernmental</b>	<b>205,161</b>	<b>97,579</b>
Cash and other monetary assets	21,473	18,141
Accounts receivable, net	48,170	55,546
<b>Total non-entity assets</b>	<b>274,804</b>	<b>171,266</b>
<b>Total entity assets</b>	<b>121,580</b>	<b>94,208</b>
<b>Total assets</b>	<b>\$ 396,384</b>	<b>\$ 265,474</b>

### Note 3—Fund Balance with Treasury

Fund balance includes appropriated funds, which are either unobligated, or obligated as an account payable or undelivered order and not yet disbursed. Fund balance

also includes non-entity funds arising from undisbursed HSR filing fees due to the DOJ and collections of redress judgments not yet disbursed to claimants.

Fund Balance with Treasury consisted of the following as of September 30, 2010 and 2009 (in thousands):

	2010	2009
<b>Fund Balances:</b>		
Appropriated funds	\$ 103,430	\$ 78,576
Suspense fund - undisbursed HSR filing fees	585	433
Deposit funds - redress	5,471	2,298
<b>Total</b>	<b>\$ 109,486</b>	<b>\$ 81,307</b>
<b>Status of Fund Balance with Treasury</b>		
Unobligated balance		
Apportioned	\$ 10,845	\$ 8,126
Unavailable	2,283	1,657
Obligated balance not yet disbursed	90,302	68,793
Non-Budgetary fund balance with Treasury:		
Suspense fund - undisbursed HSR filing fees	585	433
Deposit funds - redress	5,471	2,298
<b>Total</b>	<b>\$ 109,486</b>	<b>\$ 81,307</b>



## Note 4—Cash and Other Monetary Assets

In connection with the consumer redress program, cash amounts necessary to cover current disbursement schedules are held at financial institutions in interest bearing accounts pursuant to court orders and are reported as non-entity assets. A corresponding liability is recorded for these assets. The FTC's consumer redress agents process claims and disburse redress proceeds to claimants upon approval of the redress office. (See Note 18 Redress and Divestiture Activities.)

Cash and other monetary assets consisted of the following as of September 30, 2010 and 2009 (in thousands):

	2010	2009
Cash and other monetary assets:		
Redress contractors	\$21,473	\$18,141
<b>Total cash and other monetary assets</b>	<b>\$21,473</b>	<b>\$18,141</b>

As of September 30, 2010, investments consisted of the following (in thousands):

	Cost	Amortization Method	Amortized (Premium) Discount	Interest Receivable	Investment Net	Other Adjustments	Market Value Disclosure
Intragovernmental Securities:							
Non-Marketable:							
Market-Based	\$199,105	n/a	-	-	\$199,105	-	\$199,105
<b>Total</b>	<b>\$199,105</b>	<b>n/a</b>	<b>-</b>	<b>-</b>	<b>\$199,105</b>	<b>-</b>	<b>\$199,105</b>

As of September 30, 2009, investments consisted of the following (in thousands):

	Cost	Amortization Method	Amortized (Premium) Discount	Interest Receivable	Investment Net	Other Adjustments	Market Value Disclosure
Intragovernmental Securities:							
Non-Marketable:							
Market-Based	\$94,848	n/a	-	-	\$94,848	-	\$94,848
<b>Total</b>	<b>\$94,848</b>	<b>n/a</b>	<b>-</b>	<b>-</b>	<b>\$94,848</b>	<b>-</b>	<b>\$94,848</b>

## Note 6—Accounts Receivable

Opening accounts receivable balances reflect the Federal Accounting Standards Advisory Board (FASAB) standard for the recognition of losses using the collection criterion of “more likely than not.” This criterion results in receivable balances that are more conservatively stated than those valued by the private sector under generally accepted accounting principles. FASAB states that it is appropriate to recognize the nature of federal receivables, which, unlike trade accounts of private firms or loans made by banks, are not created through credit screening procedures. Rather, these receivables arise because of the assessment of fines from regulatory violations. In these circumstances,

historical experience and economic realities indicate that these types of claims are frequently not fully collectible.

The method used to estimate the allowance for uncollectible receivables consists of individual case analysis by the attorney case manager with respect to the debtor’s ability and willingness to pay, the defendant’s payment record, and the probable recovery amount including the value of the sale of assets. Based on the aforementioned, cases are referred to the Treasury Offset Program for collection activities after the receivable becomes six months delinquent in payment.

Accounts receivable consisted of the following as of September 30, 2010 and 2009 (in thousands):

	Gross Receivables	Allowance for Uncollectible Accounts	2010 Net	2009 Net
Entity accounts receivable:				
Intragovernmental	\$ 71	\$ -	\$ 71	\$ 141
With the Public	19	-	19	18
<b>Total entity accounts receivable</b>	<b>\$ 90</b>	<b>\$ -</b>	<b>\$ 90</b>	<b>\$ 159</b>
Non-entity accounts receivable:				
Consumer redress	\$ 651,174	\$613,004	\$38,170	\$55,496
Civil penalties	20,322	10,322	10,000	50
<b>Total non-entity accounts receivable</b>	<b>\$671,496</b>	<b>\$623,326</b>	<b>\$48,170</b>	<b>\$55,546</b>

## Note 7—General Property and Equipment, Net

FTC capitalizes property and equipment with an initial cost of \$100 thousand or greater and a useful life over two years. Such assets are depreciated using the straight-line method of depreciation with service lives ranging from five to twenty years. Leasehold improvements that cost \$100 thousand or greater are capitalized and amortized over the remaining life of the lease. Additionally, internal use software development and acquisition costs of \$100 thousand or greater are capitalized as software development-in-progress until the development stage has been completed and the software successfully tested. Upon completion and testing, software development-in-progress costs are reclassified as internal use software costs and amortized using the straight-line method over the estimated useful life of three to five years. Purchased commercial software that does not meet the capitalization criteria is expensed.

Amounts reported as equipment are comprised mostly of computer hardware and other building equipment. The FTC does not own buildings, but rather, in partnership with General Services Administration (GSA) leases both federally owned (by GSA) and commercial space. (See Note 10 Leases.) The leasehold improvements above consist of improvements made to the FTC headquarters building located in Washington DC (which is owned by the GSA), and to FTC commercially leased space also located in Washington DC.

Depreciation expense was \$3,073 and \$2,416 thousand for fiscal years ending September 30, 2010 and 2009, respectively, and is contained in the accumulated depreciation.

As of September 30, 2010, general property and equipment, net consisted of the following (in thousands):

Asset Class	Service Life	Acquisition Value	Accumulated Depreciation	Net Book Value
Equipment	5-20 yrs.	\$ 9,975	\$ 7,814	\$ 2,161
Leasehold improvements	lease term	14,080	3,824	10,256
Software	3-5 yrs.	13,796	8,153	5,643
<b>Total</b>		<b>\$37,851</b>	<b>\$19,791</b>	<b>\$18,060</b>

As of September 30, 2009, general property and equipment, net consisted of the following (in thousands):

Asset Class	Service Life	Acquisition Value	Accumulated Depreciation	Net Book Value
Equipment	5-20 yrs.	\$8,089	\$7,026	\$1,063
Leasehold improvements	lease term	13,419	2,872	10,547
Software	3-5 yrs.	10,683	6,820	3,863
<b>Total</b>		<b>\$32,191</b>	<b>\$16,718</b>	<b>\$15,473</b>

## Note 8—Liabilities Not Covered by Budgetary Resources

Intragovernmental liabilities and liabilities with the public not covered by budgetary resources as of September 30, 2010 and 2009 are shown below (in thousands):

	2010	2009
Intragovernmental:		
Undisbursed premerger fees liability	\$ 585	\$ 433
Civil penalty collections due to Treasury	10,000	50
FECA liability	439	436
Other Unfunded Employment Related Liability	16	12
<b>Total intragovernmental liabilities not covered by budgetary resources</b>	<b>11,040</b>	<b>931</b>
With the public :		
Accrued redress receivables due to claimants	38,170	55,496
Redress collected not yet disbursed	180,526	69,746
Divestiture fund due	45,523	45,542
Unfunded leave	10,683	9,787
Actuarial FECA	2,162	2,173
<b>Total liabilities not covered by budgetary resources</b>	<b>\$288,104</b>	<b>\$183,675</b>
<b>Total liabilities covered by budgetary resources</b>	<b>20,630</b>	<b>21,408</b>
<b>Total liabilities</b>	<b>\$308,734</b>	<b>\$205,083</b>

### Undisbursed Premerger Fees Liability

represents undisbursed filing fees collected under the HSR Act, which are due to the DOJ in a subsequent period.

### Civil Penalty Collections Due to Treasury

represents the corresponding liability relative to accounts receivable due for civil monetary penalties, which will be transferred to the general fund of the Treasury upon receipt.

**Federal Employee's Compensation Act (FECA) Liability** represents the unfunded liability for workers compensation claims payable to the Department of Labor (DOL) and an actuarial liability for future workers' compensation claims. The actuarial

liability is based on the liability to benefits paid ratio provided by DOL multiplied by the average of benefits paid over three years.

**Accrued Redress Receivables Due to Claimants** represents the contra account for accounts receivable due from judgments obtained as a result of the agency's consumer redress litigation.

### Redress Collected Not Yet Disbursed

represents a non-entity liability corresponding to amounts reported as non-entity assets (including Fund Balance with Treasury, Cash and Other Monetary Assets and Investments for TAS 29X6013). These funds are held until distributed to consumers or returned to Treasury through disgorgement.

**Divestiture Fund Due** represents the corresponding liability offsetting the amount reported as non-entity assets (investments) held by the FTC pending divestiture of assets pursuant to a court ordered judgment. These funds are currently invested in Treasury securities. (See Note 5 Investments.)

**Unfunded Leave** represents a liability for earned leave and is reduced when leave is taken. The balance in the accrued annual leave account is reviewed quarterly

and adjusted as needed to accurately reflect the liability at current pay rates and leave balances. Accrued annual leave is paid from future funding sources and, accordingly, is reflected as a liability not covered by budgetary resources. Sick and other leave is expensed as taken.

**Actuarial FECA** represents the present value of future workers' compensation claims.

## Note 9—Other Liabilities

The following summarizes Other Liabilities as of September 30, 2010 and 2009 (in thousands):

	2010 Non-Current	2010 Current	2010 Total
Intragovernmental:			
Accrued benefits	\$ -	\$ 1,550	\$ 1,550
Undisbursed premerger liability	-	585	585
Civil penalty collection due to Treasury	-	10,000	10,000
FECA liability	439	-	439
<b>Total Intragovernmental</b>	<b>439</b>	<b>12,135</b>	<b>12,574</b>
Accrued salary	-	7,796	7,796
Accrued leave	-	10,683	10,683
Actuarial FECA	2,162	-	2,162
<b>Total Other Liabilities</b>	<b>\$2,601</b>	<b>\$ 30,614</b>	<b>\$33,215</b>

	2009 Non-Current	2009 Current	2009 Total
Intragovernmental:			
Accrued benefits	\$ -	\$ 1,346	\$ 1,346
Undisbursed premerger liability	-	433	433
FECA liability	436	-	436
Civil penalty collection due to Treasury	-	50	50
<b>Total Intragovernmental</b>	<b>436</b>	<b>1,829</b>	<b>2,265</b>
Accrued salary	-	6,824	6,824
Accrued leave	-	9,787	9,787
Actuarial FECA	2,173	-	2,173
<b>Total Other Liabilities</b>	<b>\$2,609</b>	<b>\$ 18,440</b>	<b>\$21,049</b>

## Note 10—Leases

Leases of commercial property are made through and managed by GSA. The FTC has leases on three government-owned properties and eight commercial properties. The FTC's current leases expire at various dates through 2019. Four leases provide for tenant improvement allowances totaling approximately \$3,811 thousand and provide that these costs be amortized over the length of the leases. Under the terms of the leases, the FTC agrees to reimburse the landlord for the principal balance of the unamortized portion of the tenant improvement allowance in the event the agency vacates the space before lease expiration. The FTC rents approximately 630,661 square feet of space in both commercial and government-owned properties for use as offices, storage and parking. All FTC leases are operating leases. Rent expenditures for the years ended September 30, 2010 and 2009, were approximately \$20,714 and \$19,126 thousand respectively.

Future minimum lease payments due under leases of government-owned property as of September 30, 2010, are as follows (in thousands):

Fiscal Year	
2011	\$ 6,920
2012	6,857
2013	6,810
2014	6,523
2015	224
Thereafter	881
<b>Total Future Minimum Lease Payments</b>	<b>\$28,215</b>

Future minimum lease payments under leases of commercial property due as of September 30, 2009 are as follows (in thousands):

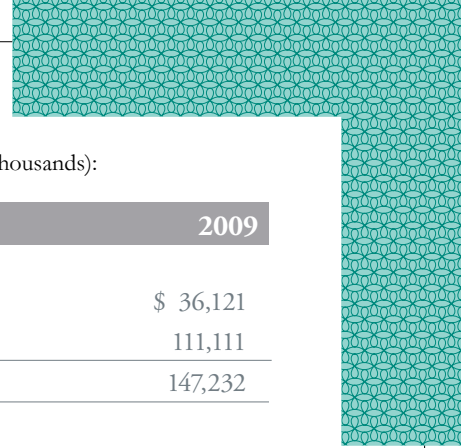
Fiscal Year	
2011	\$ 15,347
2012	13,421
2013	3,963
2014	3,919
2015	1,662
Thereafter	2,988
<b>Total Future Minimum Lease Payments</b>	<b>\$41,300</b>

## Note 11—Commitments and Contingencies

The FTC is a party in various administrative proceedings, legal actions, and claims brought by or against it. In the opinion of FTC management and legal counsel, the ultimate resolution of these proceedings, actions, and claims, will not materially affect the financial position or the results of operations of the FTC.

## Note 12—Intragovernmental Costs and Exchange Revenues

For 'exchange revenue with the public,' the buyer of the goods or services is a non-federal entity. For 'intragovernmental costs' the buyer and seller are both federal entities. If a federal entity purchases goods or services from another federal entity and sells them to the public, the exchange revenue would be classified as 'with the public,' but the related costs would be classified as 'intragovernmental.' The purpose of this classification is to enable the federal government to provide consolidated financial statements, and not to match public and intragovernmental revenue with costs that are incurred to produce public and intragovernmental revenue.



For the FYs ended September 30, intragovernmental and public costs and exchange revenues are as follows (in thousands):

	2010	2009
<b>Protect Consumers (PC) Strategic Goal:</b>		
Intragovernmental gross costs	\$ 40,985	\$ 36,121
Public costs	117,473	111,111
<b>Total PC strategic goal costs</b>	<b>158,458</b>	<b>147,232</b>
Intragovernmental earned revenue	(257)	(253)
Public earned revenue	(14,169)	(15,694)
<b>Total PC strategic goal earned revenue</b>	<b>(14,426)</b>	<b>(15,947)</b>
<b>Total PC strategic goal net costs</b>	<b>144,032</b>	<b>131,285</b>
<b>Maintain Competition (MC) Strategic Goal:</b>		
Intragovernmental gross costs	30,169	26,917
Public costs	86,473	82,801
<b>Total MC strategic goal costs</b>	<b>116,642</b>	<b>109,718</b>
Intragovernmental earned revenue	(696)	(161)
Public earned revenue	(72,858)	(42,148)
<b>Total MC strategic goal earned revenue</b>	<b>(73,554)</b>	<b>(42,309)</b>
<b>Total MC strategic goal net costs</b>	<b>43,088</b>	<b>67,409</b>
<b>Net cost of operations</b>	<b>\$187,120</b>	<b>\$198,694</b>

### Note 13—Exchange Revenues

Exchange revenues are earned through the collection of fees under the HSR Act. This Act, in part, requires the filing of premerger notifications with the FTC and the Antitrust Division of the DOJ and establishes a waiting period before certain acquisitions may be consummated. Mergers with transaction valuation above \$63.4 million require the acquiring party to pay a filing fee. The filing fees are based on the transaction amount and follow a three-tiered structure: \$45, \$125 and \$280 thousand. The FTC collects all HSR premerger fees, retains one-half, and remits 50 percent to the DOJ Antitrust Division pursuant to public law. Revenue is recognized upon collection of the appropriate fee and verification of proper documentation.

Exchange revenues are also earned through the collection of fees for the National DNC Registry. This Registry operates under Section 5 of the FTC Act, which enforces the Telemarketing Sales Rule. The Do-Not-Call Implementation Act, Public Law No. 108-010, gives the FTC authority to establish fees sufficient to offset enforcement of the provisions related to the Registry. Telemarketers are required to pay an annual subscription fee and download from the DNC Registry database a list of telephone numbers of consumers who do not wish to receive calls. Fees are based on the number of area codes downloaded. Data for up to five area codes is free. Effective October 1, 2009, the annual fee per area code download increased from \$54 to \$55. The maximum annual fee increased from \$14,850 to \$15,058. Revenue is recognized when collected and the telemarketer is given access to the requested data.



Exchange revenue is also earned for services provided to other government agencies through reimbursable agreements. The FTC recovers the full cost of services, primarily salaries and related expenses. Revenue is earned at the time the expenditures are incurred against the reimbursable order. All exchange revenues are deducted from the full cost of the FTC's programs to arrive at net program cost.

For the FYs ended September 30, exchange revenue consisted of the following (in thousands):

	2010	2009
HSR premerger filing fees	\$72,858	\$42,148
Do Not Call registry fees	14,169	15,694
Reimbursable agreements	953	414
<b>Total</b>	<b>\$87,980</b>	<b>\$58,256</b>

### Note 14—Apportionment Categories of Obligations Incurred: Direct vs. Reimbursable Obligations

#### APPORTIONMENT CATEGORIES OF OBLIGATIONS INCURRED

Obligations incurred reported on the Statement of Budgetary Resources in FY 2010 and FY 2009 consisted of the following (in thousands):

	2010	2009
<b>Direct Obligations:</b>		
Category A	\$291,742	\$265,548
Expenditures transferred to DOJ of HSR fees	-	15,357
	291,742	280,905
<b>Reimbursable Obligations:</b>		
Category B	987	390
<b>Total</b>	<b>\$292,729</b>	<b>\$281,295</b>

### Note 15—Explanation of Differences between the Statement of Budgetary Resources and the Budget of the United States Government

There are no material differences between amounts reported in the FY 2009 Statement of Budgetary Resources and the FY 2009 actual amounts as reported in the FY 2011 Budget of the United States Government. The FY 2012 Budget of the United States is not available to compare FY 2010 actual amounts to the FY 2010 Statement of Budgetary Resources.

### Note 16—Undelivered Orders at the End of the Period

The amount of budgetary resources obligated for undelivered orders as of September 30, 2010 and 2009 is \$69,991 and \$47,677 thousand respectively.



## Note 17—Custodial Activities

The primary custodial activities of the FTC are:

### PREMERGER FILING FEES

All HSR premerger filing fees are collected by the FTC pursuant to 15 U.S.C. 18a notes, as amended, and are divided evenly between the FTC and the DOJ. During FY 2010 and FY 2009, the FTC collected \$145,716 and \$84,295 thousand respectively, in HSR premerger filing fees. The amounts designated for the DOJ as reported on the SCA were \$72,858 thousand for FY 2010 and \$42,148 thousand for FY 2009. Undistributed fees to the DOJ at September 30, 2010 and 2009 were \$585 and \$433 thousand, respectively.

### CIVIL PENALTIES AND FINES

Civil penalties collected in connection with the settlement or litigation of the FTC's administrative or federal court cases are collected by either the FTC or the DOJ as provided for by law. The FTC deposits these collections into the Treasury. Civil penalties collected also include amounts collected for undecided civil penalty cases that are held until final disposition of the case. All civil penalties collected are disgorged to the general fund of the Treasury at the end of the year.

### REDRESS

Collections for redress reported on the SCA are limited to those collections that have been disgorged to the Treasury. Collections for redress that are distributed to claimants are disclosed in Note 18 Redress and Divestiture Activities. Collections disgorged to the Treasury were \$6,659 thousand for FY 2010 and \$14,698 thousand for FY 2009.

Other line items on the SCA include:

### ACCRUAL ADJUSTMENTS

The accrual adjustment for FY 2010 represents the difference between the FTC's opening and closing accounts receivable, net balances for civil penalties.

### (INCREASE) IN AMOUNTS YET TO BE TRANSFERRED

An offsetting liability is established for custodial funds due to be collected (receivable).

## Note 18—Redress and Divestiture Activities

### REDRESS

The FTC obtains consumer redress in connection with the settlement or litigation of both its administrative proceedings and its federal court cases. The FTC attempts to distribute funds thus obtained to consumers whenever possible. If consumer redress is not practical, the funds are paid (disgorged) to the Treasury, or on occasion, other alternatives, such as consumer education, are permitted. Major components of the program include eligibility determination, disbursing redress to claimants, and accounting for the disposition of these funds. Collections made against court-ordered judgments totaled \$170,270 and \$75,301 thousand during FYs 2010 and 2009, respectively.

### DIVESTITURE FUND

One judgment (obtained by the FTC in support of its strategic goal to maintain competition) stipulates the divestiture of assets by the defendants into an interest-bearing account to be monitored by the agency. The account balance represents principal and related interest held in the Treasury's Bureau of Public Debt. A corresponding liability is recorded.

Redress and divestiture fund activities for FY's 2010 and 2009 consist of (in thousands):

	2010	2009
<b>Redress</b>		
<b>Fund Balance with Treasury</b>		
Beginning balance	\$ 2,298	\$ 2,507
Collections	170,270	75,301
Disbursements to claimants	(483)	(261)
Disgorgements to Treasury	(6,659)	(14,698)
Transfers, expenses, refunds	(159,955)	(60,551)
<b>Ending balance</b>	<b>\$ 5,471</b>	<b>\$ 2,298</b>
<b>Cash and Other Monetary Assets</b>		
Beginning balance	\$18,141	\$10,485
Disbursements to claimants	(47,683)	(68,910)
Transfers, expenses, interest income	51,015	76,566
<b>Ending balance</b>	<b>\$ 21,473</b>	<b>\$ 18,141</b>
<b>Investments</b>		
Beginning balance	\$ 49,306	\$72,028
Transfers, expenses, interest income	104,276	(22,722)
<b>Ending balance</b>	<b>\$ 153,582</b>	<b>\$49,306</b>
<b>Accounts Receivable, Net</b>		
Beginning balance	\$ 55,496	\$87,800
Net Activity	(17,326)	(32,304)
<b>Ending balance</b>	<b>\$ 38,170</b>	<b>\$55,496</b>
<b>Divestiture Fund:</b>		
<b>Investments</b>		
Beginning balance	\$ 45,542	\$45,485
Interest, net of expenses	(19)	57
<b>Ending balance</b>	<b>\$ 45,523</b>	<b>\$45,542</b>

## Note 19 – Reconciliation of Net Cost of Operations to Budget


	2010	2009
<b>Resources Used to Finance Activities:</b>		
Budgetary Resources Obligated		
Obligations incurred	\$292,729	\$281,295
Less: Spending authority from offsetting collections and recoveries	(91,401)	(76,656)
Obligations net of offsetting collections and recoveries	201,328	204,639
Other Resources		
Imputed financing from costs absorbed by others	9,706	7,650
Net other resources used to finance activities	9,706	7,650
<i>Total resources used to finance activities</i>	211,034	212,289
Resources Used to Finance Items not Part of the Net Cost of Operations:		
Change in budgetary resources obligated for goods, services and benefits ordered but not yet provided	(22,218)	(14,274)
Resources that finance the acquisition of assets	(5,660)	(2,791)
<i>Total resources used to finance items not part of the net cost of operations</i>	(27,878)	(17,065)
<b>Total resources used to finance the net cost of operations</b>	<b>183,156</b>	<b>195,224</b>
<b>Components of the Net Cost of Operations that will not Require or Generate Resources in the Current Period:</b>		
Components Requiring or Generating Resources in Future Periods:		
Increase in annual leave liability	896	729
Other	(5)	325
Total components of Net Cost of Operations that will require or generate resources in future periods	891	1,054
Components not Requiring or Generating Resources:		
Depreciation and amortization	3,073	2,416
Total Components of Net Cost of Operations that will not require or generate resources	3,073	2,416
<b>Total components of net cost of operations that will not require or generate resources in the current period</b>	<b>3,964</b>	<b>3,470</b>
<b>Net Cost of Operations</b>	<b>\$ 187,120</b>	<b>\$198,694</b>



# Other Accompanying Information



**OTHER ACCOMPANYING  
INFORMATION**



# INSPECTOR GENERAL-IDENTIFIED MANAGEMENT AND PERFORMANCE CHALLENGES



Office of Inspector General

UNITED STATES OF AMERICA  
FEDERAL TRADE COMMISSION  
WASHINGTON, D.C. 20580

September 30, 2010

## MEMORANDUM

TO: Jon Leibowitz  
Chairman, Federal Trade Commission

FROM: John M. Seeba  
Inspector General

A handwritten signature in blue ink that reads "John M. Seeba".

SUBJECT: FY 2010 FTC Management Challenges

The Federal Trade Commission is required to submit a Performance and Accountability Report (PAR) to the Office of Management and Budget in November 2010. The PAR contains a number of sections that address issues ranging from performance to financial management. The Reports Consolidation Act of 2000 requires the Inspector General to provide the Agency head with a summary of the most serious management and performance challenges facing the Agency and a brief assessment of the agency progress in addressing those challenges. This summary is included in the FTC's submission of the PAR.

The management challenges included in this document are based on work conducted by the OIG as well as information obtained during informal discussions with senior leaders within the Commission. The OIG prioritized the issues based on risk to the Agency.

As the nation's economy continues to recover from recession, the FTC continues to face great challenges in combating fraud schemes in areas such as mortgage relief, foreclosure, sweepstake, lottery and work at home scams. Over the past two years, the FTC Office of Inspector General (OIG) has continued its effort to stop sweepstake and lottery scams by partnering with the Justice Department, the Commerce Department Office of Inspector General and other Federal law enforcement agencies to identify and prosecute those defrauding our citizens. We have also worked closely with the FTC Information Technology group to identify and monitor its challenges in transitioning to a new and modernized data center.

These issues continue to reinforce our prior year assessment that management is constantly challenged in the areas of: protection of data (both personally identifiable information and Commission sensitive data), information technology security, and case management to target the most significant problems facing consumers.

**INSPECTOR GENERAL-IDENTIFIED MANAGEMENT AND PERFORMANCE CHALLENGES (CONTINUED)**

We removed last year's challenge related to Human Capital. Because of current economic conditions and the availability of highly qualified individuals seeking employment, the FTC has not had any difficulty in filling vacant positions. As a result, we have removed this concern from our list of challenges.

The attached document outlines the rationale for our assessment. The Office of Inspector General appreciates the ongoing strong support from Agency management and looks forward to working with you as we address these matters.

Attachment

## INSPECTOR GENERAL-IDENTIFIED MANAGEMENT AND PERFORMANCE CHALLENGES (CONTINUED)

Office of Inspector General  
Top Management Challenges at the Federal Trade Commission  
September 30, 2010

**Management Challenge: Protection of Data**

The protection of data, whether personally identifiable information (PII), sensitive health information (SHI) or non-public information used by the Agency in the conduct of its day-to-day work, is critical to preserve the trust of the American people. The FTC, as a regulatory and law enforcement agency vested with broad statutory authority, is entrusted with highly sensitive business information relating to proposed mergers and acquisitions and personal information related to its consumer protection work. Ensuring confidential treatment of sensitive corporate information encourages businesses and individuals to cooperate with FTC investigative activities. The FTC must be vigilant at all times to preserve this trust.

Agency Progress in Addressing the Challenge

The FTC takes its responsibility for protecting data very seriously. The agency continues to promote a strong privacy program to safeguard data through education, training and technology solutions that are probably among the most comprehensive in the federal Government. In the last few years, the FTC has been the pioneer within the federal sector in establishing sound privacy policy. Annually, the FTC promotes a privacy week program for its staff that emphasizes security awareness, protection of data and a “spring cleaning” to archive or dispose of information that is no longer needed or relevant to the mission of the FTC. The FTC also has an active Breach Notification Response Team to address the risks related to identity theft or other harms should a breach of data security occur.

The FTC is continually reevaluating its privacy program and updating training for staff to target new areas of emphasis and risk. This year, the FTC realigned the office of the Chief Privacy Officer (CPO) to clarify that the CPO reports directly to the Chairman of the FTC. This reflects the important role that privacy has within the Commission and a recognition by the Chairman of the importance placed on the CPO and the mission of protecting and maintaining privacy over agency information.

The protection of personally identifiable information (PII) and sensitive health information (SHI) remains a top management priority for the FTC. The agency has a strong and multi-faceted privacy program that ensures that organizations across the FTC consider privacy protections and controls when making business decisions involving the collection, use, sharing, disclosure, and disposal of PII and SHI.

The Chief Privacy Officer (CPO) is supported by an agency-wide Privacy Steering Committee (PSC) and Breach Notification Response Team. Key elements of the FTC’s privacy program include: privacy risk management and legal compliance; incident response; managing privacy complaints and



## INSPECTOR GENERAL-IDENTIFIED MANAGEMENT AND PERFORMANCE CHALLENGES (CONTINUED)

redress; ongoing and state-of-the-art privacy training and awareness; and accountability through effective monitoring and measurement controls. At the FTC, the privacy and data security programs are closely linked and have complimentary objectives. There is a strong partnership between the Chief Information Security Officer (CISO) and CPO, and the CPO is involved in all key technology issues, ensuring that risks to PII and SHI are evaluated and mitigated.

Protecting data is an ongoing process of continuously evaluating and reevaluating risks in light of changes in technology, new programs and initiatives at the agency, and increased data collection activities. In the first quarter of FY 2011, the PSC will be evaluating the current privacy program, which already is strong, to find ways to streamline procedures, ensure compliance, and protect the agency's PII and SHI holdings.

### The Challenge Ahead

All FTC employees must continue to focus on the challenge of safeguarding data, including the collection, storage, use and transmission of sensitive data. As the amount of data collected, stored and shared by the agency increases, there is a commensurate increase in the risk of data loss. We must as an agency guard against complacency when handling sensitive data to ensure that we maintain the trust of the American people.

### **Management Challenge: Securing the agency's information systems and networks from destruction, data loss, or compromise**

Information systems play a major role in supporting the work we do everyday. The agency's sensitive data is only as secure as the systems on which the data is stored. Protecting those systems and the volume of data produced, stored and transmitted by information systems is one of the most challenging tasks faced by federal agencies today. Everyday a multitude of threats from various sources such as the casual hacker to sophisticated foreign governments seeks to exploit information system weaknesses and gain access to confidential information. These activities place a significant burden on information technology professionals to protect our data while still allowing information to flow freely and efficiently across networks and other communication channels. Contributing to the complexity of this challenge are government initiatives to promote teleworking for employees to allow for flexibility to work at offsite locations such as their home or a telework center in their community.

During the past year, the FTC initiated a major investment project in upgrading and updating its data center operations. The Information Technology Management Office (ITMO) led this project, which included major facility renovations and installation of state of the art servers and virtual equipment. The ITMO also hired contractors to assist with the design and installation of data center as well as testing of the new systems. Following management's initial planning and installation of some equipment, the OIG identified serious deficiencies in the processes used by ITMO and its contractors to install a secure and viable information technology system.

## INSPECTOR GENERAL-IDENTIFIED MANAGEMENT AND PERFORMANCE CHALLENGES (CONTINUED)

### Agency Progress in Addressing the Challenge

The ITMO has made progress in designing a state of the art information technology (IT) system. However, much work remains to be done to ensure that the FTC continues to maintain a secure environment that is strong and robust. In response to the OIG's concerns noted above, the acting Chief Information Officer took immediate action to identify deficiencies and develop a remedial course of action to ensure a secure and sustainable information technology system. This action plan identified key processes, applications and documentation that must be developed, tested and installed to ensure a secure and trusted information technology environment.

The FTC continues to place a strong emphasis on the information security program. ITMO management has established repeatable processes for the testing, deployment, maintenance, and decommissioning of information assets that comply with Office of Management and Budget (OMB) and National Institute of Standards and Technology (NIST) guidance. Additionally, ITMO management has developed an Integrated Project Plan of Action (IPPA) to ensure the successful deployment of all FTC Infrastructure Operations (Data Center) components, information assets, and applications. To support the IPPA effort, ITMO management re-evaluated both FTC and contract staff skill sets, realigning, or acquiring personnel resources to support and streamline the Infrastructure Operation (Data Center) deployment effort. Furthermore, an Independent Verification and Validation (IV&V) review is underway to ensure there are no deficiencies in either the security policies or procedures associated with management of the FTC Infrastructure Operation (Data Center) or Desktop environment. The OIG will continue to work with ITMO and its contractors to ensure that FTC systems remain reliable and secure.

### The Challenge Ahead

The FTC relies heavily on its ability to utilize information technology to obtain, analyze and store information in its day to day operations. FTC management recognizes that continued vigilance and resource investment is required to protect the data entrusted to its care and secure the availability and integrity of the IT systems that are critical to the agency's ability to successfully perform its law enforcement mission. As management continues to move forward and install a state of the art information technology center, it must be careful to ensure that software and hardware are finely tuned to assure a highly secure and functional network that is available only to authorized users. The challenge for the Agency is to ensure that it maintains a strong system of internal controls over all systems while it is in the process of upgrading and replacing its aging infrastructure.

## INSPECTOR GENERAL-IDENTIFIED MANAGEMENT AND PERFORMANCE CHALLENGES (CONTINUED)

### **Management Challenge: Case Management**

The FTC has a very broad mission that challenges the resources of the agency every day: to promote competition and protect consumers from fraudulent and deceptive business practices and unfair methods of competition. Complicating matters, the FTC faces a marketplace that is complex, technology-driven and constantly evolving. The FTC's challenge is to collect information in an ever changing marketplace, identify the cases that have the greatest impact on competition and consumer protection, and take action in a timely manner to preserve competition and protect consumers. Increasing workloads and changing priorities make this a monumental task.

### Agency Progress in Addressing the Challenge

To meet the challenge of consumer protection, the agency has a multitude of programs to educate consumers, identify fraudulent activity, and stop deceptive practices and unfair methods of competition through enforcement. In addition, the agency provides law enforcement organizations across the country and across the globe with access to information about consumer complaints to assist them in fighting fraud and consumer deception. The agency has initiated several investigations in areas where scammers made false and unsubstantiated claims via the internet, infomercials, telemarketing, robocalls or print advertisements to market get-rich-quick schemes or other similar scams. In the area of competition, the agency is aggressive in identifying and blocking anticompetitive mergers. The agency continues to study ways of streamlining administrative adjudications and look at ways to better examine investigative data.

The agency also uses various performance measures and indicators to assist management in identifying the most significant problem and quickly take action to protect consumers. In 2009, the FTC received over 1.3 million complaints ranging from identity theft, debt collection abuse, and various fraud schemes. While current metrics are useful in developing consumer awareness campaigns and targeting the latest cutting edge scam, the agency must reevaluate its metrics to determine their relevance in today's consumer environment. Given the relative small size of the agency, selecting cases that provide the greatest impact is a management challenge that faces front line managers daily.

In 2010, the Bureau of Consumer Protection (BCP) undertook a comprehensive strategic planning effort. This effort made use of our vast in-house expertise and engaged all staff (in small groups and in a Bureau-wide town hall meeting) in contributing ideas regarding the Bureau's priorities for the next three to five years. BCP maintains a highly-skilled staff, and shifts resources as required to meet its workload and to stay ahead of the demands of the marketplace. BCP maintains its Litigation Support and Internet Labs to increase efficiency. BCP also partners with other law enforcement organizations through the Consumer Sentinel Network and through law enforcement sweeps with partner organizations. We also partner with a wide range of other organizations to extend the reach of our consumer education materials.

INSPECTOR GENERAL-IDENTIFIED MANAGEMENT AND PERFORMANCE CHALLENGES (CONTINUED)

The Bureau of Competition's (BC) Technology and Information Management Office have continued to adopt new technologies to speed up document and data review to quickly identify and address competitive concerns. The Bureau also continues to use a core group of litigators and support staff to provide expert litigation assistance on all investigations in which litigation is likely. BC management meets regularly with its Division managers to discuss caseloads, respond to new issues, and to appropriately allocate and monitor staff and financial expenditures to maximize use of these resources.

In FY 2011, the Records and Filing Office will undertake the rollout of Phase I of the Electronic Documents Management System (EDMS) (Documentum). Phase I provides the needed base for future phases that will equip the agency with a full featured EDMS like that used by large law firms. The EDMS will provide an important knowledge management tool and greatly support the FTC on its work on cases.

The Challenge Ahead

With an increasing workload, complex marketplace and sophisticated, ever-evolving fraud schemes, the FTC must look to maximize its resources through effective case selection and analysis, management of cases, and coordination with international, federal, state, and local law enforcement organizations.

# CHAIRMAN'S RESPONSE TO IG CHALLENGES



THE CHAIRMAN

FEDERAL TRADE COMMISSION  
WASHINGTON, D.C. 20580

## MANAGEMENT'S RESPONSE TO THE MANAGEMENT AND PERFORMANCE CHALLENGES IDENTIFIED BY THE INSPECTOR GENERAL

In a memorandum dated September 30, 2010, the agency's Inspector General (IG) identified three challenges facing management. The Federal Trade Commission concurs with the IG on these challenges and with the IG's assessment of agency progress addressing the challenges. Moving forward, FTC management will continue its efforts to tackle these challenges proactively.

Signed

A handwritten signature in blue ink that reads "Jon Leibowitz".

Jon Leibowitz  
November 12, 2010

Other Accompanying Information

Summary of Financial Statement Audit and Management Assurances

TABLE 1: SUMMARY OF FINANCIAL STATEMENT AUDIT

<b>AUDIT OPINION</b>	Unqualified				
<b>RESTATEMENT</b>	No				
<b>MATERIAL WEAKNESSES</b>	<b>Beginning Balance</b>	<b>New</b>	<b>Resolved</b>	<b>Consolidated</b>	<b>Ending Balance</b>
	0	0	0	0	0
<b>TOTAL MATERIAL WEAKNESSES</b>	0	0	0	0	0

**TABLE 2: SUMMARY OF MANAGEMENT ASSURANCES**

<b>Effectiveness of Internal Control Over Financial Reporting (Federal Managers' Financial Integrity Act (FMFIA) Para. 2)</b>					
<b>STATEMENT OF ASSURANCE</b>	Unqualified				
<b>MATERIAL WEAKNESSES</b>	<b>Beginning Balance</b>	<b>New</b>	<b>Resolved</b>	<b>Consolidated</b>	<b>Ending Balance</b>
	0	0	0	0	0
<b>TOTAL MATERIAL WEAKNESSES</b>	0	0	0	0	0
<b>Effectiveness of Internal Control Over Operations (FMFIA Para. 2)</b>					
<b>STATEMENT OF ASSURANCE</b>	Unqualified				
<b>MATERIAL WEAKNESSES</b>	<b>Beginning Balance</b>	<b>New</b>	<b>Resolved</b>	<b>Consolidated</b>	<b>Ending Balance</b>
	0	0	0	0	0
<b>TOTAL MATERIAL WEAKNESSES</b>	0	0	0	0	0
<b>Conformance with Financial Management System Requirements (FMFIA Para. 4)</b>					
<b>STATEMENT OF ASSURANCE</b>	Systems conform to financial management system requirements				
<b>NON-CONFORMANCES</b>	<b>Beginning Balance</b>	<b>New</b>	<b>Resolved</b>	<b>Consolidated</b>	<b>Ending Balance</b>
	0	0	0	0	0
<b>TOTAL NON-CONFORMANCES</b>	0	0	0	0	0

# IMPROPER PAYMENTS INFORMATION ACT


The Improper Payments Information Act (Public Law No. 107-300) defined requirements to reduce improper and erroneous payments made by the federal government. The Office of Management and Budget (OMB) also established specific reporting requirements for agencies with programs that are susceptible to significant improper payments. Significant improper payments as defined by OMB guidance are those

that exceed both 2.5 percent of a program's annual payments and \$10 million. The agency reviews its controls and systems under the FMFIA to ensure that the agency can rely on them. In this review, the agency has not identified any programs where significant erroneous payments have occurred within the FTC. The agency will continue to review its programs annually to determine if any significant improper payments exist.





# APPENDICES



# APPENDIX A: ACRONYMS

APA	Administrative Procedure Act
BC	Bureau of Competition
BCP	Bureau of Consumer Protection
BE	Bureau of Economics
BI	Business Intelligence
CDC	Centers for Disease Control
CEO	Chief Executive Officer
CFO	Chief Financial Officer
CFS	Core Financial System
CISCO	Chief Information Security Officer
CON	Certificate of Need
COOP	Continuity of Operations Plan
COPPA	Children's Online Privacy Protection Act
CPO	Chief Privacy Officer
CSN	Consumer Sentinel Network
CSRS	Civil Service Retirement System
DNC	Do Not Call
DOJ	Department of Justice
DOL	Department of Labor
DRM	Digital Rights Management
EDMS	Electronic Document Management System
EFT	Electronic Funds Transfer
FASAB	Federal Accounting Standards Advisory Board
FDA	Food and Drug Administration
FECA	Federal Employee's Compensation Act
FEGLIP	Federal Employees Group Life Insurance Program
FEHBP	Federal Employees Health Benefit Program
FEMA	Federal Emergency Management Agency
FERS	Federal Employees Retirement System
FICA	Federal Insurance Contributions Act
FISMA	Federal Information Security Management Act
FMFIA	Federal Managers' Financial Integrity Act
FTC	Federal Trade Commission
FTE	Full-Time Equivalent
FY	Fiscal Year
GAAP	Generally Accepted Accounting Principles



GAO	Government Accountability Office
GAS	Government Account Series
GSA	General Services Administration
HRMO	Human Resources Management Office
HSR	Hart-Scott-Rodino Act
ICN	International Competition Network
IG	Inspector General
IPPA	Integrated Project Plan of Action
IT	Information Technology
ITMO	Information and Technology Management Office
MC	Maintain Competition
MD&A	Management's Discussion and Analysis
N/A	Not Applicable or Not Available
NFL	National Football League
NIST	National Institute of Standards and Technology
MLS	Multiple Listing Service
OECD	Organization for Economic Co-operation and Development
OIG	Office of Inspector General
OMB	Office of Management and Budget
OPM	Office of Personnel Management
ORB	Other Retirement Benefits
PAR	Performance and Accountability Report
PC	Protect Consumers
PII	Personally Identifiable Information
PSC	Privacy Steering Committee
SAS	Statement on Auditing Standard
SAT	Senior Assessment Team
SCA	Statement of Custodial Activity
SFFAS	Statement of Federal Financial Accounting Standard
SHI	Sensitive Health Information
SOA	Statement of Assurance
TAS	Treasury Account Symbol
TSP	Thrift Savings Plan
TTY	Text Telephone or Telephone Typewriter
U.S.	United States
U.S. SAFE WEB Act	Undertaking Spam, Spyware, And Fraud Enforcement With Enforcers beyond Borders Act of 2006
USDA	United States Department of Agriculture



# APPENDIX B: DISCONTINUED PERFORMANCE MEASURES

The FTC began operating under an updated strategic plan in FY 2010. As a result of the update, the performance measures listed below were dropped

and replaced with new measures that better capture outcomes and related facets of the agency's work.

- Key Measure 1.2.1 Save consumers money each year through law enforcement.
- Performance Measure 1.3.2 Track consumer protection messages related to identity theft, accessed online or in print.
- Performance Measure 1.3.3 Track consumer protection messages in Spanish, accessed online or in print.
- Key Measure 1.3.4 Track (A) the number of times print media publish articles that refer to the FTC consumer protection activities, and (B) the circulation of media that publish those articles.
- Performance Measure 1.4.2 Issue reports on novel or challenging consumer protection problems or issues.
- Performance Measure 1.4.3 File public and advocacy comments with other federal and state government agencies.
- Performance Measure 1.4.4 Cooperate with foreign government agencies on enforcement matters with cross-border components.
- Performance Measure 1.4.5 Provide consumer protection related policy or technical input to foreign government agencies or international organizations.
- Key Measure 2.1.1 Achieve positive outcomes in matters in which HSR requests for additional information are issued.
- Key Measure 2.1.2 Percentage of significant nonmerger investigations that result in a positive outcome.
- Performance Measure 2.1.3 Track the number of enforcement actions for the total mission, for the (A) merger and (B) nonmerger actions.
- Performance Measure 2.1.4 Report the number of (A) second requests, (B) reportable transactions for which premerger notifications were received, (C) HSR investigations that resulted in enforcement action, (D) transactions in which antitrust issues were resolved through voluntary abandonment or restructuring because of FTC concerns, and (E) investigations closed because the evidence indicated that a competitive problem was unlikely.
- Performance Measure 2.1.5 Track the number of significant nonmerger investigations closed each year, (A) with enforcement action, and (B) without enforcement action.
- Key Measure 2.2.1 Positive result of cases brought by the FTC due to alleged violations.
- Key Measure 2.3.2 Track (A) the number of times print media publish articles that refer to FTC competition activities and, (B) the circulation of the media that publish those articles.
- Key Measure 2.4.3 make advocacy filings with other federal and state government agencies urging them to assess the competition ramifications and costs and benefits to consumers of their policies.
- Performance Measure 2.4.4 Issue advisory opinions to persons seeking agency review of proposed business actions.
- Performance Measure 2.4.5 File *amicus* briefs with courts addressing competition-related issues.
- Key Measure 2.4.7 Track the number of (A) cases on which the FTC cooperated with foreign competition authorities, (B) consultations with or comments to foreign competition authorities, (C) written submissions to international fora, (D) international events attended, and (E) leadership positions held by FTC staff in international competition organizations.

# APPENDIX C: CONTACT INFORMATION AND ACKNOWLEDGEMENTS

## FEDERAL TRADE COMMISSION

	600 Pennsylvania Avenue, NW Washington, DC 20580
General Information Number	202-326-2222
Internet Home Page	<a href="http://www.ftc.gov">www.ftc.gov</a>
FTC Spanish Home Page	<a href="http://www.ftc.gov/espanol">www.ftc.gov/espanol</a>
Strategic Plan Internet Site	<a href="http://www.ftc.gov/strategicplan">www.ftc.gov/strategicplan</a>
FTC Press Releases	<a href="http://www.ftc.gov/opa/pressold.shtm">www.ftc.gov/opa/pressold.shtm</a>

## PERFORMANCE AND ACCOUNTABILITY REPORT (PAR) SPECIFIC

The FTC welcomes comments or suggestions for improvement of its PAR. Please contact the agency to provide feedback or to request additional copies.

PAR Internet Site	<a href="http://www.ftc.gov/par">www.ftc.gov/par</a>
PAR Contact	Lori Walsh-Van Wey
PAR Telephone	202-326-3790
PAR Email Address	<a href="mailto:gpra@ftc.gov">gpra@ftc.gov</a>
PAR Fax Number	202-326-2329
PAR Mailing Address	Federal Trade Commission Attn: PAR, M/D H-774 600 Pennsylvania Avenue, NW Washington, DC 20580

## REGIONS

East Central (Cleveland, OH)	216-263-3455
Midwest (Chicago, IL)	312-960-5634
Northeast (New York, NY)	212-607-2829
Northwest (Seattle, WA)	206-220-6350
Southeast (Atlanta, GA)	404-656-1390
Southwest (Dallas, TX)	214-979-9350
Western (San Francisco, CA)	415-848-5100
Western (Los Angeles, CA)	310-824-4343

## CONSUMER RESPONSE CENTER

General Complaints	877-FTC-HELP (877-382-4357)
Identity Theft Complaints	877-ID-THEFT (877-438-4338)
Online General Complaints	<a href="http://www.ftc.gov/complaint">www.ftc.gov/complaint</a>
Identity Theft Education and Complaints	<a href="http://www.ftc.gov/idtheft">www.ftc.gov/idtheft</a>
National Do Not Call Registry	<a href="http://www.donotcall.gov">www.donotcall.gov</a>



# ACKNOWLEDGEMENTS

The FTC gratefully acknowledges the work of Donna Brenyo, Ted Franklin, Karen Leydon, Nancy Lux, Randy Maples, Jeff Nakrin, Mark Oemler, Diane Reinertson, Jon Schroeder, and Lori Walsh-Van Wey of the Office of the Executive Director; Jeanine Balbach, Nathan Hawthorne, and Stefano Scioli of the Bureau of Competition; Beth Arvan Wiggins, Daniel Kaufman, and Jonathan Soileau of the Bureau of Consumer Protection; Russell Damtoft of the Office of International Affairs; and Christopher Grengs of the Office of Policy Planning for contributing to the development of this report. Editorial and design work supported by AOC Solutions, Inc., and Fathom Creative.

THE WORK OF THE  
**FEDERAL TRADE  
COMMISSION**

is critical to protecting and strengthening

**FREE &  
OPEN MARKETS**  
AND PROMOTING INFORMED  
**CONSUMER CHOICE,**  
— **BOTH IN THE UNITED STATES** —  
**AND AROUND THE WORLD.**

WWW.FTC.GOV

