



UNDERSTANDING MARINE DEBRIS

GAMES & ACTIVITIES FOR KIDS OF ALL AGES



NATIONAL OCEANIC AND ATMOSPHERIC ADMINISTRATION
Office of Response and Restoration
Marine Debris Program




TABLE OF CONTENTS

1 Marine Debris Word Find Tons of Trash!	11 Coloring Activity Sailing Away
2 Picture Crossword Types of Marine Debris	12 Memory Game Marine Match-Up
3 Coloring Activity Healthy Coral Reef	13 Connect the Dots A Sea Turtle's Story
4 Identifying the Problem The Source of the Problem	14 Littering Checklist No Excuses
5 Which One Is Different? Litterless Lunches	15 Coloring Activity Beach Cleanup
6 Coloring Activity Go Fish!	16 Unscramble the Phrase How Can I Help?
7 Secret Code Learn to Be a Drain Brain!	17 A Silly Story Cleaning Up the Beach
8 Word Challenge Beat the Clock!	18 Coloring Activity Diver Cleanup
9 Coloring Activity A Day at the Beach!	19 Marine Debris Maze Getting to the Trash Can
10 Marine Debris Match Up How Long Will it Take?	20 Debris Detective The Three Rs of Good Stewardship
	21 ANSWER KEY

For more great activities, information, and
what you can do to prevent marine debris visit
www.marinedebris.noaa.gov

Tons of Trash!



Litter is generated by many sources, from boats and oil rigs on the water to picnickers, fishermen, and beachgoers along the shore. Hidden below is a list of objects that have been discarded into our oceans. See if you can find them all!



These hidden words are found horizontally, vertically and diagonally. (Answers on page 21).

BAIT CONTAINER
BALLOON
BUCKET
BUOY
CIGARETTE

CRATE
CUP
DIAPER
DOLL
FISHING LINE

FISHING NET
GLASS BOTTLE
GLOVE
HARD HAT
HOSE

LUMBER
PAINT BRUSH
RADIO
ROPE
RUG

SHOE
SODA CAN
STRAW
TIRE
TRASH BAG

Types of Marine Debris




11 ACROSS:
CHILDREN'S _____



14 DOWN:
WOODEN _____



17 DOWN:
CRAB _____



MARINE DEBRIS COMES FROM MANY SOURCES

ACROSS:



These litter items are generated by people on land such as beachgoers, picnickers, and those who improperly dump their trash.

DOWN:


These litter items are generated by people at sea such as boaters, fishermen, and passengers on cargo or cruise ships.

PARENTS CAN HELP!

(Answers on page 21)



Healthy Coral Reef




The Source of the Problem

PARENTS CAN HELP!

There are nine pictures below. Circle the pictures which you believe could be sources of marine debris or ocean trash. When you have finished, write down what these pictures have in common. Answers on page 21.



A CRUISE SHIP



A SHARK



PICNICKERS




A FISH



A MAN WASHING HIS CAR



DOLPHINS



A FISHERMAN



SEA GULLS




A BEACHGOER

Litterless Lunches



There are six packed lunches pictured. One of them is different from all the others. **Can you find the one that is different?**



HOW YOUR PACKED LUNCH CAN HELP MAKE LESS TRASH

Many kids carry a packed lunch to school. Food packaging can create a lot of trash every year. Here are some ways to reduce the amount of trash generated by a packed lunch.

- ◆ **Reduce the amount of food packaging needed.** When planning your packed lunches, instead of buying 12 individual bags of cookies, you can buy one larger bag of cookies and divide it into serving sized portions in reusable containers.
- ◆ **Reusable plastic containers** can store cookies, chips and just about everything else you find in a packed lunch. These containers can be brought home, washed and used again.
- ◆ **Always recycle** the aluminum cans, glass bottles, plastic bottles and plastic containers found in your packed lunch.

(Answer is on page 21)



Go Fish!



















Learn to Be a Drain Brain!






























Unlock the Secret Message and Discover How You Can Become a Drain Brain!

Have you ever wondered what those holes are at the edge of the sidewalk? They're called **storm drains** and they carry rain water off the street and into streams and rivers.

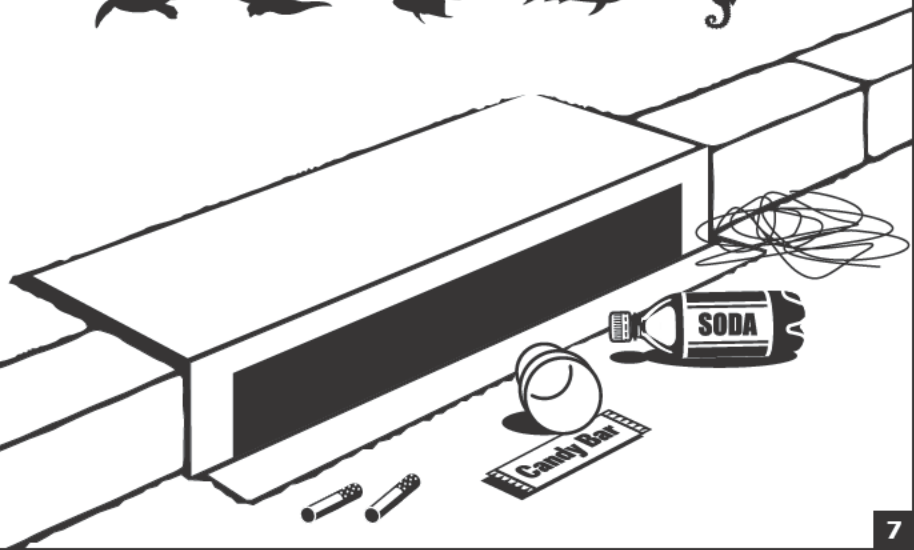
Soda bottles, paper cups, candy wrappers, cigarette butts and all of the trash in the street gets carried into storm drains with the rain water until it finally reaches the ocean and becomes debris.

Unlock the secret message by using the chart below to replace the shapes with the letters they match up with.


 = A	 = R
 = C	 = S
 = H	 = T
 = I	 = U
 = L	 = W
 = N	 = P
 = O	 = Y

(Answers on page 21)



Beat the Clock!





Find a friend and see which one of you can list the most number of new words created by using letters found in the words MARINE DEBRIS. Set a timer for 10 minutes. The person with the most number of words WINS! See rule about using double letters.

MARINE DEBRIS contains two "R"s, two "E"s, and two "I"s. It is acceptable for your new words to contain **these** double letters.

Example: N E E D	13.) _____	27.) _____
Example: B A R N	14.) _____	28.) _____
1.) _____	15.) _____	29.) _____
2.) _____	16.) _____	30.) _____
3.) _____	17.) _____	31.) _____
4.) _____	18.) _____	32.) _____
5.) _____	19.) _____	33.) _____
6.) _____	20.) _____	34.) _____
7.) _____	21.) _____	35.) _____
8.) _____	22.) _____	36.) _____
9.) _____	23.) _____	37.) _____
10.) _____	24.) _____	38.) _____
11.) _____	25.) _____	39.) _____
12.) _____	26.) _____	40.) _____


A Day at the Beach!



How Long Will it Take?



It takes just a moment for an item to be carelessly discarded or blown by wind into the ocean, but it can take many, many years for that item to degrade.* Test your knowledge about degradation times. Draw a line between each item (left) and its estimated degradation time (right). Degradation times may be used more than once.



* Degradation here is defined as a process leading to deterioration of the physical properties of a plastic polymer (Bovey and Winslow, 1979).

How much time will it take for these items to decompose in the ocean?



Fishing Line



Cigarette Filter



Aluminum Can



Glass Bottle



Banana Peel



Milk Carton



Styrofoam Cup



Plastic Beverage Bottle

UNDETERMINED

MANY years

A few years

A few months

A few weeks

Sailing Away



Marine Match-Up



















What do you think happens when an animal comes across litter in its natural habitat?

A sea turtle can choke on a plastic sandwich bag that it mistakes for food. A curious sea lion can get entangled in discarded commercial fishing nets.

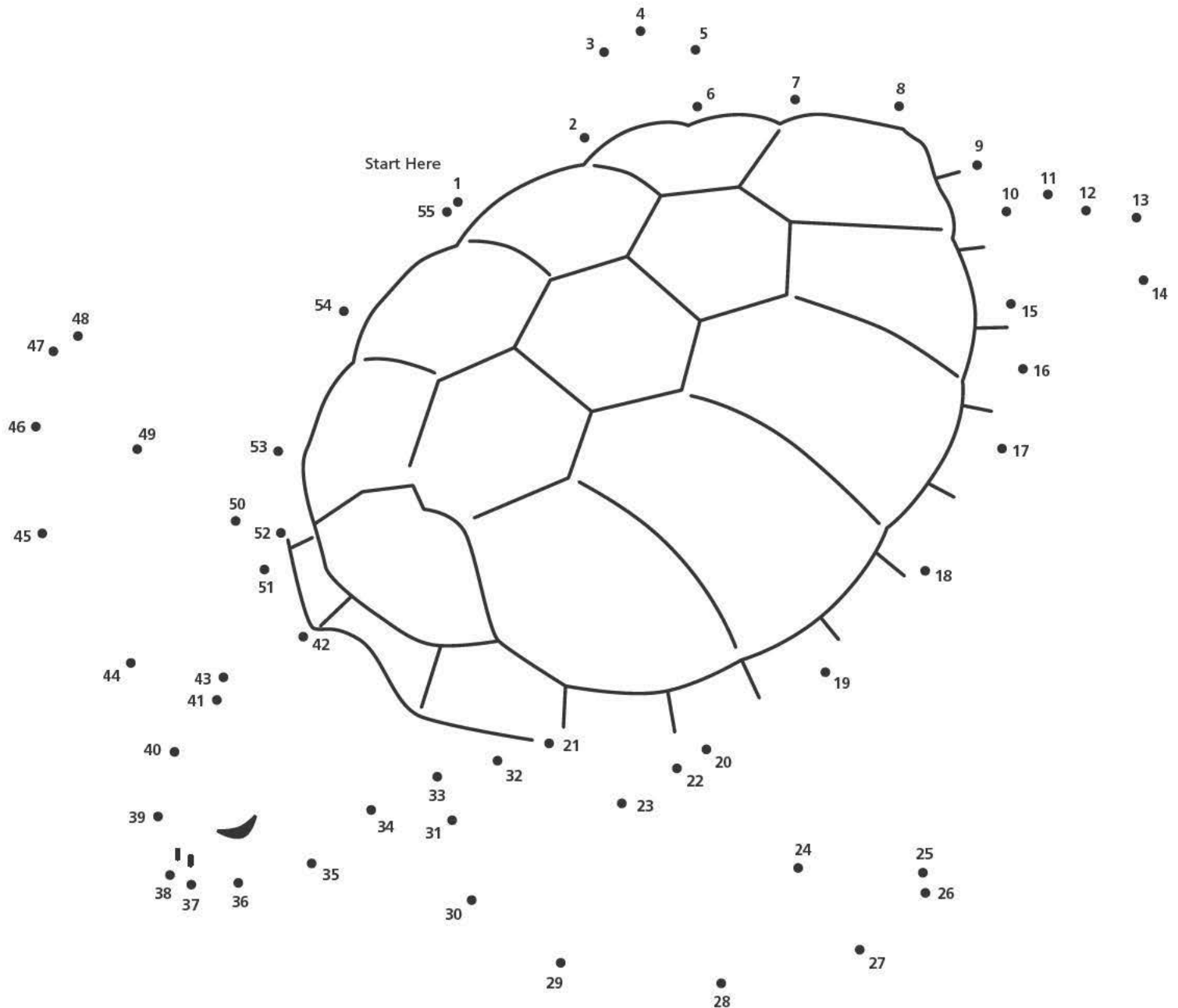
Play the MARINE MATCH-UP game to learn more about how litter harms marine animals.

HOW TO PLAY (FOR TWO PLAYERS)

- 1.) Cut out the squares and place them face down.
- 2.) Player 1 turns over two squares.
- 3.) If a match is revealed, the player gets to keep the two squares. For example, if the player reveals two Dolphins, he gets to keep the two squares. However, if the player reveals two animals which DO NOT match, then both squares are turned face down again and Player 2 takes a turn.
- 4.) When all the squares are gone, the player with the most number of squares wins.


<p>Dolphin</p>  <p>A dolphin can get tangled in fishing gear</p>	<p>Dolphin</p>  <p>A dolphin can get tangled in fishing gear</p>	<p>Pelican</p>  <p>A pelican can get its neck stuck in a six-pack holder</p>	<p>Pelican</p>  <p>A pelican can get its neck stuck in a six-pack holder</p>
<p>Manatee</p>  <p>A manatee can get tangled in discarded fishing line</p>	<p>Manatee</p>  <p>A manatee can get tangled in discarded fishing line</p>	<p>Raccoon</p>  <p>A raccoon can cut its paws on broken glass</p>	<p>Raccoon</p>  <p>A raccoon can cut its paws on broken glass</p>
<p>Sea Gull</p>  <p>A sea gull can become entangled in discarded fishing line</p>	<p>Sea Gull</p>  <p>A sea gull can become entangled in discarded fishing line</p>	<p>Sea Turtle</p>  <p>A sea turtle can choke on a plastic bag</p>	<p>Sea Turtle</p>  <p>A sea turtle can choke on a plastic bag</p>
<p>Beaver</p>  <p>A beaver can get its head stuck in a tin can</p>	<p>Beaver</p>  <p>A beaver can get its head stuck in a tin can</p>	<p>Sea Lion</p>  <p>A sea lion can become entangled in ropes and nets</p>	<p>Sea Lion</p>  <p>A sea lion can become entangled in ropes and nets</p>

A Sea Turtle's Story



How Can Litter Be Deadly to a Sea Turtle?

Sometimes sea turtles mistake litter in the water as food. Plastic bags look like jellyfish, sea turtles' favorite food. If swallowed, debris can block digestion or remain in the turtle's stomach, causing the turtle to feel "full" and eat less than it needs to survive. Plastic or plastic foam in a turtle's stomach can cause excess buoyancy, decreasing the animal's ability to dive deeper for prey.



Connect the Dots—Don't Let Your Trash End Up in the Ocean!


No Excuses



Have you ever littered and thought you had a good reason for it?


When people litter, they sometimes think that they have a good reason for it. But, there is NEVER a good excuse for littering. Take a look at the list of reasons people use for littering. Put a checkmark next to the excuses you have heard people use when they litter.

If your friends or family use these excuses, remind them that there are no good excuses for littering and ask them to throw their trash away in a trash can.




- | | |
|---|--|
| <input type="checkbox"/> There's already trash there. | <input type="checkbox"/> Nobody told me not to. |
| <input type="checkbox"/> Why shouldn't I? | <input type="checkbox"/> The trash can was too yucky to touch. |
| <input type="checkbox"/> I don't want to mess up my back pack. | <input type="checkbox"/> Animals will eat the apple core. |
| <input type="checkbox"/> It's too hard to find a trash can. | <input type="checkbox"/> It's so tiny, it won't matter. |
| <input type="checkbox"/> Mom would get upset if she knew I ate a snack before dinner. | <input type="checkbox"/> Bees were around the trash can. |
| <input type="checkbox"/> Everyone else does it! | <input type="checkbox"/> I saw an adult do it. |
| <input type="checkbox"/> Someone else will pick it up for me. | <input type="checkbox"/> I don't care about the beach. |
| <input type="checkbox"/> It's JUST a candy wrapper. | <input type="checkbox"/> There wasn't a sign telling me not to litter. |
| <input type="checkbox"/> It's too heavy to carry. | <input type="checkbox"/> It fell out of my pocket. |

Beach Cleanup



How Can I Help?



Beach or coastal cleanups can be found in many communities. During these cleanups, kids and adults work together to collect the trash that has entered their waterways. Cleanups make the environment a cleaner, safer place for people and animals.

Unscramble the words below to reveal how you can help! Answers on page 21.

I F D N

T U O

F I

E H R T E

S I

A

L T A C S O A

L A P U C E N

N I

O Y R U


T C I M Y O M N U



Cleaning Up the Beach



This is a game that can be played with two people, but we recommend playing it with a group. The READER asks each person (in turn) to call out a word until the blanks are filled in. Then the READER reads the entire silly story to the group.



Last year, we had a very successful beach cleanup in our community.

_____ helped out along with _____ ,

FEMALE CELEBRITY MALE PLAYER

_____, and _____ .

FEMALE PLAYER MALE CELEBRITY

I got the _____ job of picking up all of the _____

ADJECTIVE NOUN PLURAL

and I found _____ of them. _____ had a

NUMBER MALE PLAYER

_____ job himself. He wore gloves so that he wouldn't

ADJECTIVE

get any _____ on his _____. We all yelled

TYPE OF GARBAGE CLOTHING

_____ when _____ found a

EXCLAMATION! FEMALE PLAYER

_____ stuck in the sand. But the most _____

NOUN ADJECTIVE

piece of garbage we found was a _____. By the end of the day,

NOUN

we had found _____ , _____ , and _____

NUMBER NOUN PLURAL , NUMBER NOUN PLURAL , and NUMBER

_____. The beach was a much cleaner, safer place to play!

NOUN PLURAL

Diver Cleanup




Only a trained and experienced diver should attempt removing marine debris underwater.

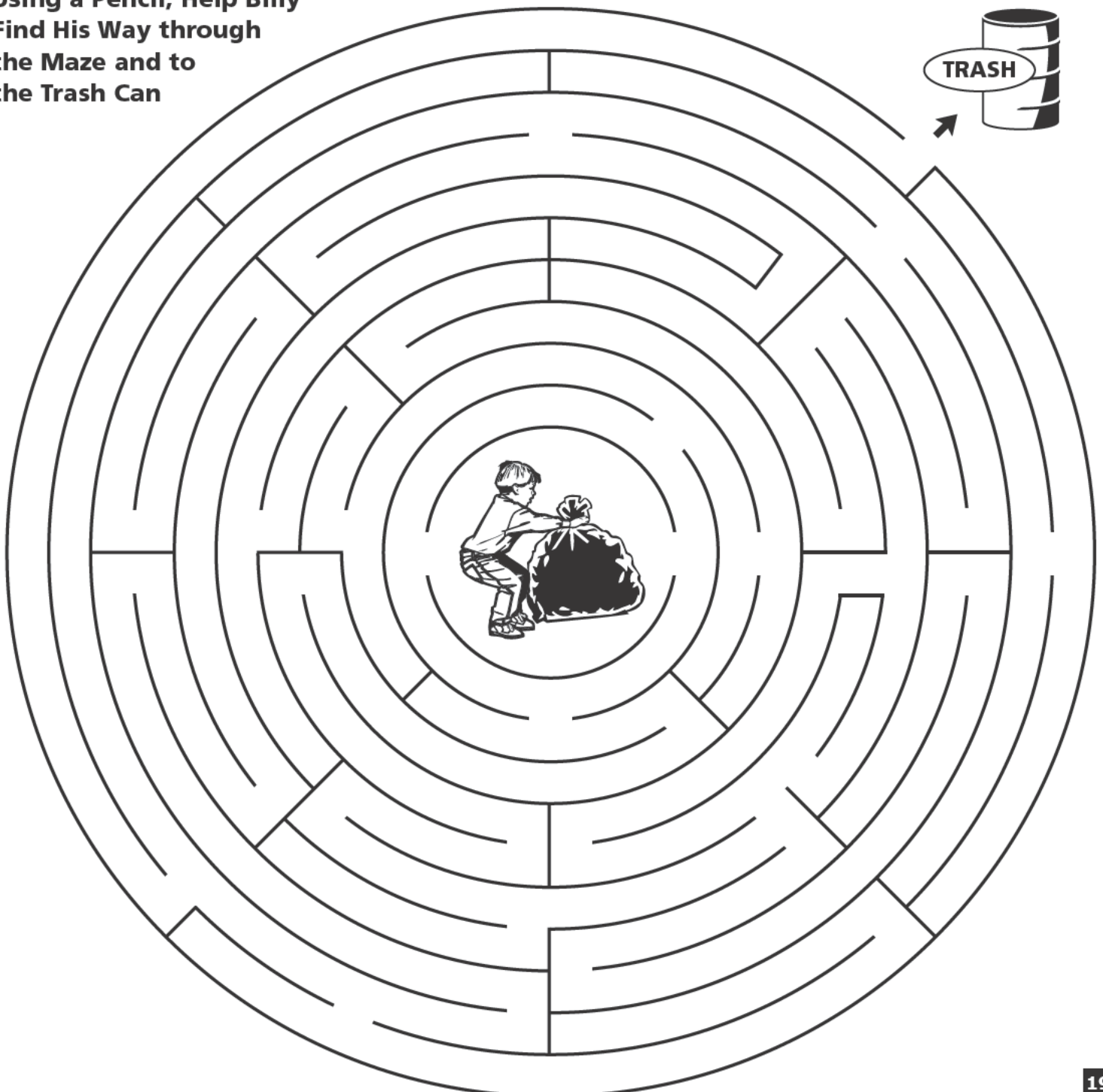
Getting to the Trash Can



Sometimes it takes a couple more steps to get to a trash can where you can properly discard your trash. But these extra steps will make you a good steward of the environment. Always put your trash in a trash can and always look for recycling bins for your glass, plastics, cardboard, metals, and newspaper.




Using a Pencil, Help Billy Find His Way through the Maze and to the Trash Can





The Three Rs of Good Stewardship

A **good steward** protects and promotes a clean, safe environment through their own actions—making our planet a place where future generations of both humans and animals will thrive.



Hidden in the phrase below are the **three most important words** to remember if you want to be a good steward of your environment. Link the missing letters in the phrase (in order) to spell out these three words. Answers on page 21.

Pu_{1.}chasing and r_{2.}using _{3.}isposable prod_{4.}_{5.}ts
 lik_{6.} plastic containe_{7.}s, groc_{8.}ry bags, foam c_{9.}ps
 and gla_{10.}s jars reduces th_{11.} amount of t_{12.}ash we
 gen_{13.}erate thereby redu_{14.}ing the man_{15.} pieces of
 litter that _{16.}an possib_{17.}y becom_{18.} marine debris!

1. 2. 3. 4. 5. 6.


7. 8. 9. 10. 11.

12. 13. 14. 15. 16. 17. 18.



ANSWER KEY

Word Find (Page 1)



Picture Crossword (Page 2)



Identifying the Problem (Page 4)

Wherever you find people, you find a potential source of marine debris. A cruise ship, picnickers, a man washing his car, a fisherman and a beachgoer are ALL potential sources of marine debris.

Which One is Different? (Page 5)

The lunchbox which is different is found in the center of the bottom row of lunchboxes.

Secret Code (Page 7)

ALWAYS PUT YOUR TRASH IN A TRASH CAN.

Word Challenge (Page 8)

Here is a sampling of 40 words we found:
(I, a, in, is, as, me, red, bed, are, rid, arm, ear, bin, see, sin, bee, rim, rib, rind, dine, seem, bind, read, bare, darn, rain, main, need, bead, bear, rare, mine, dear, sire, beer, drain, bread, breed, inside, sardine, etc...)

Marine Debris Match Up (Page 10)

- Glass bottle = UNDETERMINED
- Fishing line = MANY years; UNDETERMINED
- Plastic beverage bottle = MANY years; UNDETERMINED
- Aluminum can = MANY years
- Styrofoam cup = MANY years; UNDETERMINED
- Cigarette filter = MANY years
- Milk carton = A few months
- Banana peel = A few weeks

Unscramble the Phrase (Page 16)

FIND OUT IF THERE IS A BEACH CLEANUP IN YOUR COMMUNITY.

Debris Detective (Page 20)

REDUCE REUSE RECYCLE



NATIONAL OCEANIC AND ATMOSPHERIC ADMINISTRATION
Office of Response and Restoration
Marine Debris Program