

# FY13 PRESIDENT'S BUDGET



## FORCE STRUCTURE ANNOUNCEMENT



**AMERICA'S AIR FORCE:  
GLOBAL VIGILANCE, REACH & POWER**

**U.S. AIR FORCE**





**U.S. AIR FORCE**

# **FY13 Force Structure Announcement Overview**

---

**This Force Structure Announcement (FSA) addresses Air Force Fiscal Year 2013 (FY13) force structure and Total Force manpower (civilian and military) adjustments supported by the FY13 President’s Budget (PB). This document provides a summary of the changes that will occur in FY13 as well as planned aircraft adjustments across the Future Years Defense Program (FY14-17).**

**Manpower numbers capture both Unit Manpower Document (UMD) changes programmed in the FY13 PB and impacts from prior year programmatic actions that have not yet been announced. Totals are given for FY11 and FY13 with the FY12 and FY13 changes noted. Manpower accounting includes:**

- **Regular Air Force Military and Civilians (full-time)**
- **Air Force Reserve Command Drill (part-time), Active Guard and Reserve (AGR) (full-time), and Air Reserve Technicians (ART) and Civilians (full-time)**
- **Air National Guard Drill (part-time), AGR (full-time), and Technicians and Civilians (full-time)**

**Manpower shown on the State Summary slides reflect all manpower authorized within the state (includes “major” and “minor” installations as well as recruiting stations, support sites, etc.)**

**Aircraft numbers are given as Total Aircraft Inventory (TAI) for FY12 with FY13 changes noted. Planned aircraft adjustments for FY14-17 are shown in the notes on the individual installation pages.**

---





**U.S. AIR FORCE**

# **FY13 Force Structure Announcement Overview**

---

**This FSA will also highlight aircraft retirements that were in prior President's Budgets but will actually retire in FY13.**

**Installations shown on individual pages were chosen based on their status as major, minor, or other.**

- **A major installation is operated by an Air Force Wing or larger organization and has real property accountability for all real estate and facilities.**
- **A minor installation is operated by at least an Air Force Squadron sized organization but does not satisfy the criteria for a major installation for reasons such as it is located on a civil airfield.**
- **“Other” installations in the FSA belong to non-AF entities and have significant AF personnel or force structure assigned to them (e.g., Fort Rucker, Moffett).**

**State Summary pages show Congressional district boundaries. The Member of Congress associated with an installation is automatically plotted based on the geographic center of the installation or the location of the runway. It is understood some installations span multiple Congressional districts.**

---





**U.S. AIR FORCE**

# **FY13 Force Structure Announcement Abbreviations**

---

**AAF – Army Airfield**

**AFB – Air Force Base**

**AFS – Air Force Station**

**AGR - Active Guard and Reserve**

**AGS – Air Guard Station**

**ANGB – Air National Guard Base**

**AP – Airport**

**ARB – Air Reserve Base**

**ARS – Air Reserve Station**

**ART – Air Reserve Technician (Tech)**

**CONUS – Continental United States**

**GU – Guam**

**IAP – International Airport**

**JAB – Joint Airbase**

**JB – Joint Base**

**JRB – Joint Reserve Base**

**MDS – Mission Design Series**

**NAFW – Naval Air Facility Washington**

**NAS – Naval Air Station**

**PR – Puerto Rico**

**RAP – Regional Airport**

**RSO – Remote Split Operations**

**VI – Virgin Islands**

---



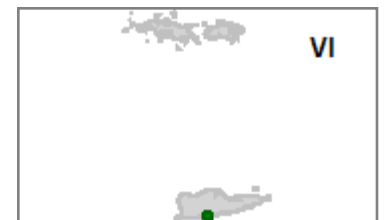
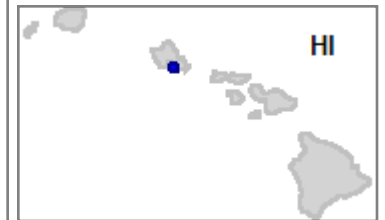
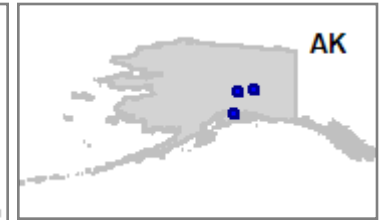
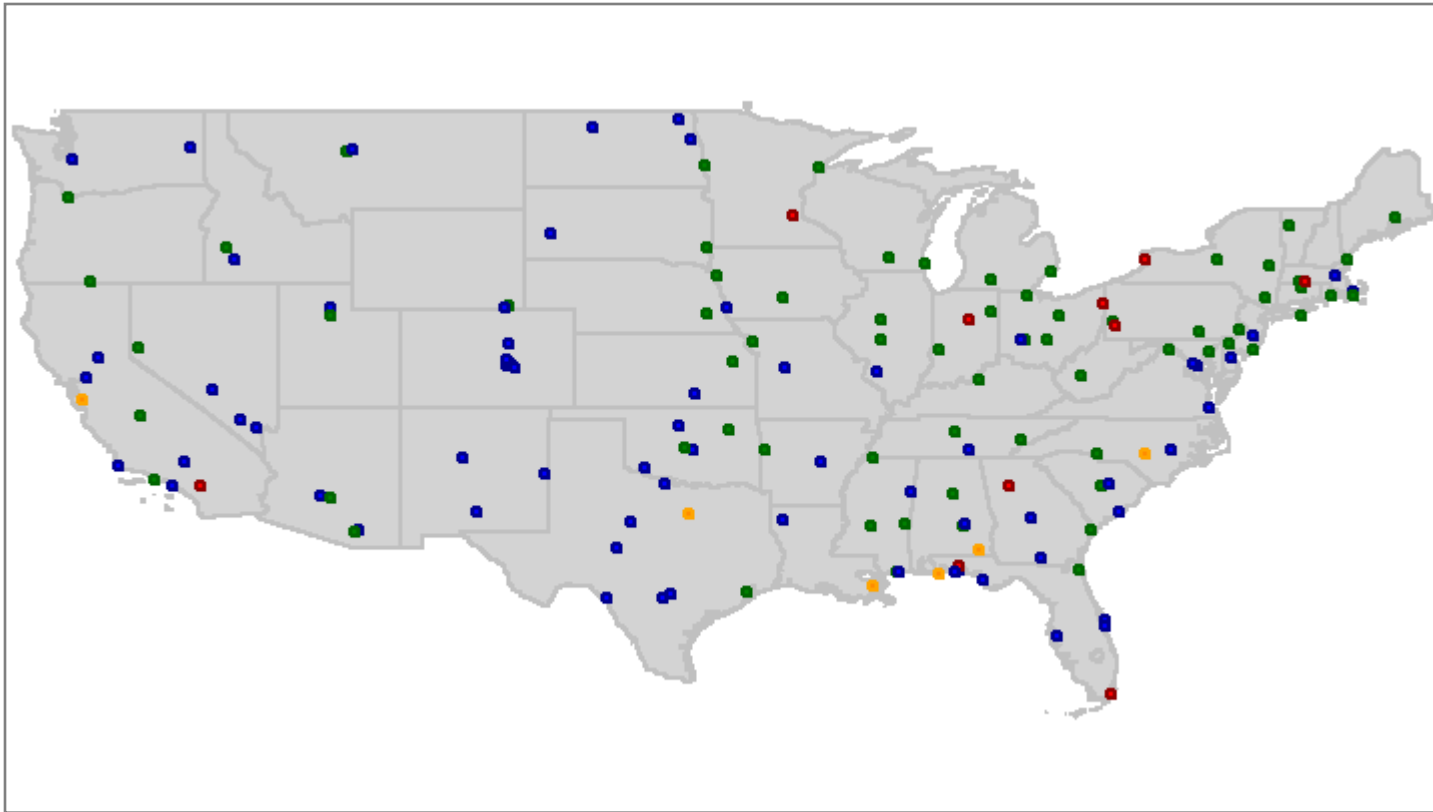




U.S. AIR FORCE

# FY13 Force Structure Announcement

## U.S. Installations



U.S. Based Installations	
Active :	67
Reserve :	10
Guard :	67
Other :	6
<b>Total :</b>	<b>150</b>

Legend: ● Active ● Reserve ● Guard ● Other



**U.S. AIR FORCE**

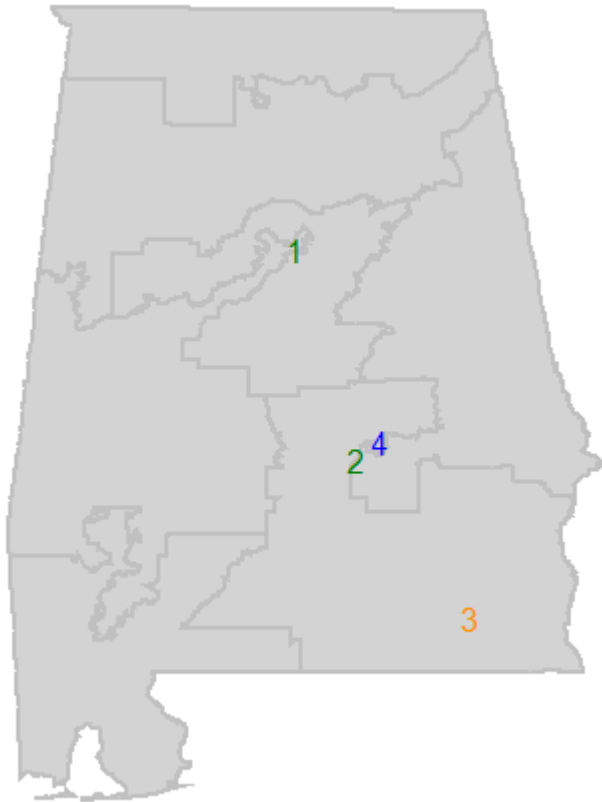
# Alabama

<b>FY11 Total</b>	<b>2579</b>	<b>2027</b>	<b>1079</b>	<b>22</b>	<b>175</b>	<b>2194</b>	<b>218</b>	<b>491</b>	<b>8785</b>
<b>FY12 and FY13 Drivers</b>	<b>AD Mil</b>	<b>AD Civ</b>	<b>Res Drill</b>	<b>Res AGR</b>	<b>Res Tech/Civ</b>	<b>ANG Drill</b>	<b>ANG AGR</b>	<b>ANG Tech/Civ</b>	<b>Grand Total</b>
ANG MC-12/RPA SOURCING						-62			-62
CIVILIAN-MILITARY CONVERSION	60								60
CONSOLIDATION/REGIONALIZATION OF FUNCTIONS	0								0
DEFENSE HEALTH PROGRAM	-2								-2
EDUCATION AND TRAINING	-148								-148
FORCE STRUCTURE CHANGE (Tied to iron change only)			-2						-2
HEADQUARTERS & OVERHEAD	-27								-27
MISC EFFICIENCIES	-5								-5
OTHER BASE SUPPORT (Non-GBS)			3						3
PREVIOUSLY ANNOUNCED CIVILIAN ACTION		-119			1			5	-113
RESOURCE OPTIMIZATION	-2		-1		2				-1
TAILORING INSTALLATION SUPPORT (GBS)	-3								-3
TOTAL FORCE INTEGRATION	52				1	-44			9
<b>New FY13 Total</b>	<b>2504</b>	<b>1908</b>	<b>1079</b>	<b>22</b>	<b>179</b>	<b>2088</b>	<b>218</b>	<b>496</b>	<b>8494</b>
Percentage of change	-3%	-6%	0%	0%	2%	-5%	0%	1%	-3%
<b>Alabama overall change percentage: -3%</b>									



U.S. AIR FORCE

# Alabama



Senators	
Richard C. Shelby ( R )	Jeff Sessions ( R )

Map	Base	District	Representative
1	Birmingham AGS	07	Terri A. Sewell ( D )
2	Dannelly Field AGS	02	Martha Roby ( R )
3	Ft Rucker	02	Martha Roby ( R )
4	Maxwell-Gunter AFB	02	Martha Roby ( R )

Manpower	Active		Reserve			Guard		
	Mil	Civ	Drill	AGR	ART/Civ	Drill	AGR	Tech/Civ
FY11 Totals	2,579	2,027	1,079	22	175	2,194	218	491
FY12 Change	-89	-82	-2	0	+3	0	0	+5
FY13 Change	+14	-37	+2	0	+1	-106	0	0
FY13 Totals	2,504	1,908	1,079	22	179	2,088	218	496

Note: All authorized manpower within the state is shown on this summary page, i.e. manpower at support sites, recruiting stations, etc., is included

Legend: ● Active ● Reserve ● Guard ● Other



**U.S. AIR FORCE**

# Alabama

## Major Drivers at Birmingham AGS :

FY11 Total					845	87	196	1128	
FY12 and FY13 Drivers	AD Mil	AD Civ	Res Drill	Res AGR	Res Tech/Civ	ANG Drill	ANG AGR	ANG Tech/Civ	Grand Total
ANG MC-12/RPA SOURCING						-2			-2
PREVIOUSLY ANNOUNCED CIVILIAN ACTION								5	5
<b>New FY13 Total</b>						<b>843</b>	<b>87</b>	<b>201</b>	<b>1131</b>
<b>Percentage of change</b>						<b>0%</b>		<b>3%</b>	<b>0.3%</b>
<b>Birmingham AGS overall change percentage: .3%</b>									



U.S. AIR FORCE

# Birmingham AGS



Manpower	Active		Reserve			Guard		
	Mil	Civ	Drill	AGR	ART/Civ	Drill	AGR	Tech/Civ
FY11 Totals	0	0	0	0	0	845	87	196
FY12 Change	0	0	0	0	0	0	0	+5
FY13 Change	0	0	0	0	0	-2	0	0
FY13 Totals	0	0	0	0	0	843	87	201

Notes :

Active Association with ANG KC-135

MDS	KC-135R/T
	Guard
FY12 Totals	8
FY13 Change	0



**U.S. AIR FORCE**

# Alabama

## Major Drivers at Dannelly Field AGS :

<b>FY11 Total</b>						1000	88	237	1325
<b>FY12 and FY13 Drivers</b>	<b>AD Mil</b>	<b>AD Civ</b>	<b>Res Drill</b>	<b>Res AGR</b>	<b>Res Tech/Civ</b>	<b>ANG Drill</b>	<b>ANG AGR</b>	<b>ANG Tech/Civ</b>	<b>Grand Total</b>
ANG MC-12/RPA SOURCING						-60			-60
BASELINE									
TOTAL FORCE INTEGRATION	52					-44			8
<b>New FY13 Total</b>	<b>52</b>					<b>896</b>	<b>88</b>	<b>237</b>	<b>1273</b>
Percentage of change	100%					-10%	0%	0%	-4%
<b>Dannelly Field AGS overall change percentage: -4%</b>									



U.S. AIR FORCE

# Dannelly Field AGS



Manpower	Active		Reserve			Guard		
	Mil	Civ	Drill	AGR	ART/Civ	Drill	AGR	Tech/Civ
FY11 Totals	0	0	0	0	0	1,000	88	237
FY12 Change	+24	0	0	0	0	0	0	0
FY13 Change	+28	0	0	0	0	-104	0	0
FY13 Totals	52	0	0	0	0	896	88	237

Notes :

1 RC-26 planned to retire in FY15  
 Active Association with ANG F-16

MDS	F-16C/D	RC-26B
	Guard	Guard
FY12 Totals	23	1
FY13 Change	0	0



**U.S. AIR FORCE**

# Alabama

## Major Drivers at Ft Rucker:

<b>FY11 Total</b>	44	26							70
<b>FY12 and FY13 Drivers</b>	<b>AD Mil</b>	<b>AD Civ</b>	<b>Res Drill</b>	<b>Res AGR</b>	<b>Res Tech/Civ</b>	<b>ANG Drill</b>	<b>ANG AGR</b>	<b>ANG Tech/Civ</b>	<b>Grand Total</b>
PREVIOUSLY ANNOUNCED CIVILIAN ACTION		-2							-2
RESOURCE OPTIMIZATION	-1								-1
<b>New FY13 Total</b>	<b>43</b>	<b>24</b>							<b>67</b>
<b>Percentage of change</b>	-2%	-8%							-4%
<b>Ft Rucker overall change percentage: -4%</b>									





U.S. AIR FORCE

# Ft Rucker



Manpower	Active		Reserve			Guard		
	Mil	Civ	Drill	AGR	ART/Civ	Drill	AGR	Tech/Civ
FY11 Totals	44	26	0	0	0	0	0	0
FY12 Change	-1	-2	0	0	0	0	0	0
FY13 Change	0	0	0	0	0	0	0	0
FY13 Totals	43	24	0	0	0	0	0	0

Notes :

MDS	TH-1H Active
FY12 Totals	24
FY13 Change	+4



**U.S. AIR FORCE**

# Alabama

## Major Drivers at Maxwell-Gunter AFB:

<b>FY11 Total</b>	2276	1995	1079	17	175		24	1	5567
<b>FY12 and FY13 Drivers</b>	<b>AD Mil</b>	<b>AD Civ</b>	<b>Res Drill</b>	<b>Res AGR</b>	<b>Res Tech/Civ</b>	<b>ANG Drill</b>	<b>ANG AGR</b>	<b>ANG Tech/Civ</b>	<b>Grand Total</b>
CIVILIAN-MILITARY CONVERSION	60								60
CONSOLIDATION/REGIONALIZATION OF FUNCTIONS	0								0
DEFENSE HEALTH PROGRAM	-2								-2
EDUCATION AND TRAINING	-148								-148
FORCE STRUCTURE CHANGE (Tied to iron change only)			-2						-2
HEADQUARTERS & OVERHEAD	-27								-27
MISC EFFICIENCIES	-4								-4
OTHER BASE SUPPORT (Non-GBS)			3						3
PREVIOUSLY ANNOUNCED CIVILIAN ACTION		-117			1				-116
RESOURCE OPTIMIZATION	-1		-1		2				0
TAILORING INSTALLATION SUPPORT (GBS)	-3								-3
TOTAL FORCE INTEGRATION					1				1
<b>New FY13 Total</b>	<b>2151</b>	<b>1878</b>	<b>1079</b>	<b>17</b>	<b>179</b>		<b>24</b>	<b>1</b>	<b>5329</b>
Percentage of change:	-5%	-6%	0%	0%	2%		0%	0%	-4%
<b>Maxwell-Gunter AFB overall change percentage: -4%</b>									



U.S. AIR FORCE

# Maxwell-Gunter AFB



\* Maxwell-Gunter AFB

Manpower	Active		Reserve			Guard		
	Mil	Civ	Drill	AGR	ART/Civ	Drill	AGR	Tech/Civ
FY11 Totals	2,276	1,995	1,079	17	175	0	24	1
FY12 Change	-111	-80	-2	0	+3	0	0	0
FY13 Change	-14	-37	+2	0	+1	0	0	0
FY13 Totals	2,151	1,878	1,079	17	179	0	24	1

Notes :

7 AFRC C-130H planned to retire in FY14

MDS	C-130H
	Reserve
FY12 Totals	7
FY13 Change	0



U.S. AIR FORCE

# Alabama

## Major Drivers at Troy:

<b>FY11 Total</b>	4								4
<b>FY12 and FY13 Drivers</b>	<b>AD Mil</b>	<b>AD Civ</b>	<b>Res Drill</b>	<b>Res AGR</b>	<b>Res Tech/Civ</b>	<b>ANG Drill</b>	<b>ANG AGR</b>	<b>ANG Tech/Civ</b>	<b>Grand Total</b>
MISC EFFICIENCIES	-1								-1
<b>New FY13 Total</b>	3								3
<b>Percentage of change</b>	-25%								-25%
<b>Troy overall change percentage: -25%</b>									





**U.S. AIR FORCE**

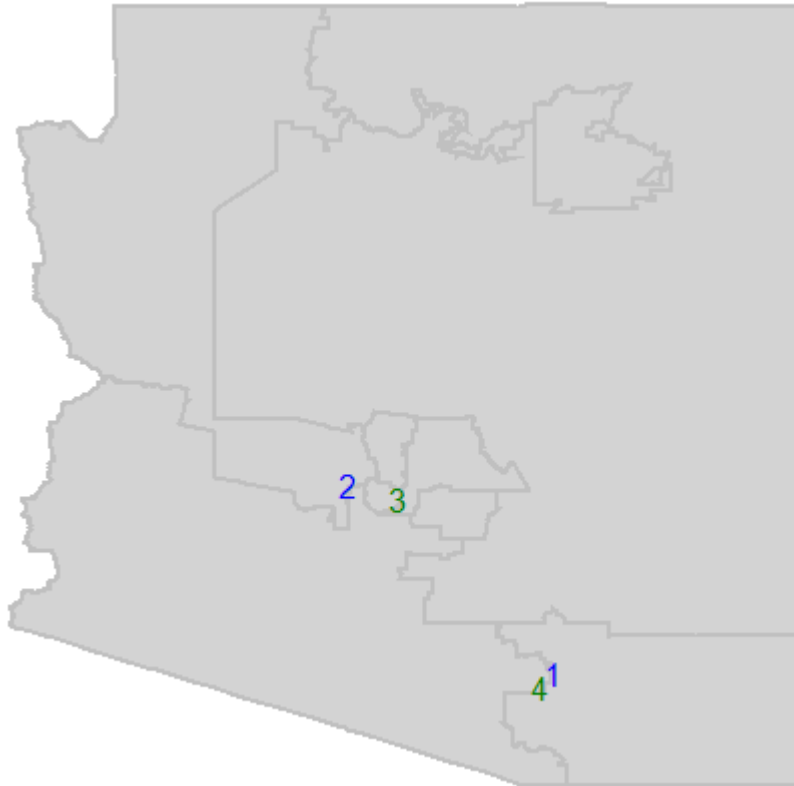
# Arizona

<b>FY11 Total</b>	<b>9812</b>	<b>2051</b>	<b>2054</b>	<b>436</b>	<b>931</b>	<b>1192</b>	<b>110</b>	<b>227</b>	<b>16813</b>
<b>FY12 and FY13 Drivers</b>	<b>AD Mil</b>	<b>AD Civ</b>	<b>ANG Drill</b>	<b>ANG AGR</b>	<b>ANG Tech/Civ</b>	<b>Res Drill</b>	<b>Res AGR</b>	<b>Res Tech/Civ</b>	<b>Grand Total</b>
AGE MANPOWER STANDARDS APPLICATION	-36								-36
ANG MC-12/RPA SOURCING			47	-49	-100				-102
ANG READINESS SOURCING			-68	-9	-46				-123
BUILDING PARTNERSHIPS	-9								-9
CIVILIAN-MILITARY CONVERSION	13								13
CONSOLIDATION/REGIONALIZATION OF FUNCTIONS	0								0
DEFENSE HEALTH PROGRAM	-15								-15
EDUCATION AND TRAINING	-1	3							2
FORCE STRUCTURE CHANGE (Tied to iron change only)	-14	1	80						67
FORCE STRUCTURE TEST AND EVALUATION	2								2
HEADQUARTERS & OVERHEAD	0	3							3
OTHER BASE SUPPORT (Non-GBS)	1					2			3
PREVIOUSLY ANNOUNCED CIVILIAN ACTION		-124			5			3	-116
RESOURCE OPTIMIZATION	-1								-1
TAILORING INSTALLATION SUPPORT (GBS)	-27								-27
TOTAL FORCE INTEGRATION								3	3
<b>New FY13 Total</b>	<b>9725</b>	<b>1934</b>	<b>2113</b>	<b>378</b>	<b>790</b>	<b>1194</b>	<b>110</b>	<b>233</b>	<b>16477</b>
Percentage of change	-1%	-6%	3%	-13%	-15%	0%	0%	3%	-2%
<b>Arizona overall change percentage: -2%</b>									



U.S. AIR FORCE

# Arizona



Senators	
John McCain ( R )	Jon Kyl ( R )

Map	Base	District	Representative
1	Davis-Monthan AFB	08	VACANT until 12 June 2012 ( D )
2	Luke AFB	02	Trent Franks ( R )
3	Sky Harbor AGS	04	Ed Pastor ( D )
4	Tucson AGS	07	Raul M. Grijalva ( D )

Manpower	Active		Reserve			Guard		
	Mil	Civ	Drill	AGR	ART/Civ	Drill	AGR	Tech/Civ
FY11 Totals	9,812	2,051	1,192	110	227	2,054	436	931
FY12 Change	-50	-88	+1	0	+4	0	0	+5
FY13 Change	-37	-29	+1	0	+2	+59	-58	-146
FY13 Totals	9,725	1,934	1,194	110	233	2,113	378	790

Note: All authorized manpower within the state is shown on this summary page, i.e. manpower at support sites, recruiting stations, etc., is included

Legend: ● Active ● Reserve ● Guard ● Other



**U.S. AIR FORCE**

# Arizona

## Major Drivers at Davis-Monthan AFB:

<b>FY11 Total</b>	6314	1111	622	66	163	83	67	24	8450
<b>FY12 and FY13 Drivers</b>	<b>AD Mil</b>	<b>AD Civ</b>	<b>Res Drill</b>	<b>Res AGR</b>	<b>Res Tech/Civ</b>	<b>ANG Drill</b>	<b>ANG AGR</b>	<b>ANG Tech/Civ</b>	<b>Grand Total</b>
AGE MANPOWER STANDARDS APPLICATION	-36								-36
ANG READINESS SOURCING								-6	-6
CIVILIAN-MILITARY CONVERSION	10								10
CONSOLIDATION/REGIONALIZATION OF FUNCTIONS	3								3
DEFENSE HEALTH PROGRAM	-6								-6
EDUCATION AND TRAINING	-1	3							2
FORCE STRUCTURE CHANGE (Tied to iron change only)	-14	1				80			67
FORCE STRUCTURE TEST AND EVALUATION	2								2
HEADQUARTERS & OVERHEAD	0	3							3
PREVIOUSLY ANNOUNCED CIVILIAN ACTION		-54			2				-52
RESOURCE OPTIMIZATION	-1								-1
TAILORING INSTALLATION SUPPORT (GBS)	-18								-18
<b>New FY13 Total</b>	<b>6253</b>	<b>1064</b>	<b>622</b>	<b>66</b>	<b>165</b>	<b>163</b>	<b>67</b>	<b>18</b>	<b>8418</b>
Percentage of change	-1%	-4%	0%	0%	1%	96%	0%	-25%	-0.4%

**Davis-Monthan AFB overall change percentage: -.4%**





U.S. AIR FORCE

# Davis-Monthan AFB



\* Davis-Monthan AFB

Manpower	Active		Reserve			Guard		
	Mil	Civ	Drill	AGR	ART/Civ	Drill	AGR	Tech/Civ
FY11 Totals	6,314	1,111	622	66	163	83	67	24
FY12 Change	-30	-34	0	0	+2	0	0	0
FY13 Change	-31	-13	0	0	0	+80	0	-6
FY13 Totals	6,253	1,064	622	66	165	163	67	18

Notes :

A-10 AFRC Classic Association

Security Forces Classic Association planned (FY TBD)

HC-130P aircraft retired through prior budget action

MDS	A-10C	MQ-1B	RSO Ground Station	HC-130J	HC-130P	HH-60G
	Active	Guard	Guard	Active	Active	Active
FY12 Totals	82	4	3	5	4	9
FY13 Change	0	0	0	+2	-4	0

MDS	HH-60G	EC-130H
	Reserve	Active
FY12 Totals	6	14
FY13 Change	0	0



**U.S. AIR FORCE**

# Arizona

## Major Drivers at Luke AFB:

<b>FY11 Total</b>	3350	901	567	32	62		1		4913
<b>FY12 and FY13 Drivers</b>	<b>AD Mil</b>	<b>AD Civ</b>	<b>Res Drill</b>	<b>Res AGR</b>	<b>Res Tech/Civ</b>	<b>ANG Drill</b>	<b>ANG AGR</b>	<b>ANG Tech/Civ</b>	<b>Grand Total</b>
BUILDING PARTNERSHIPS	-9								-9
CIVILIAN-MILITARY CONVERSION	3								3
CONSOLIDATION/REGIONALIZATION OF FUNCTIONS	-3								-3
DEFENSE HEALTH PROGRAM	-9								-9
OTHER BASE SUPPORT (Non-GBS)	1		2						3
PREVIOUSLY ANNOUNCED CIVILIAN ACTION		-70			1				-69
TAILORING INSTALLATION SUPPORT (GBS)	-9								-9
TOTAL FORCE INTEGRATION					3				3
<b>New FY13 Total</b>	<b>3324</b>	<b>831</b>	<b>569</b>	<b>32</b>	<b>66</b>		<b>1</b>		<b>4823</b>
Percentage of change	-1%	-8%	0%	0%	6%		0%		-2%
<b>Luke AFB overall change percentage: -2%</b>									



U.S. AIR FORCE

# Luke AFB



Manpower	Active		Reserve			Guard		
	Mil	Civ	Drill	AGR	ART/Civ	Drill	AGR	Tech/Civ
FY11 Totals	3,350	901	567	32	62	0	1	0
FY12 Change	-20	-54	+1	0	+2	0	0	0
FY13 Change	-6	-16	+1	0	+2	0	0	0
FY13 Totals	3,324	831	569	32	66	0	1	0

Notes :

F-16 AFRC Classic Association

F-16 aircraft transfer to Holloman based on a prior budget action

MDS	F-16C/D
	Active
FY12 Totals	110
FY13 Change	-28



U.S. AIR FORCE

# Arizona

## Major Drivers at Papago MR:

<b>FY11 Total</b>						76	30	51	157
<b>FY12 and FY13 Drivers</b>	<b>AD Mil</b>	<b>AD Civ</b>	<b>Res Drill</b>	<b>Res AGR</b>	<b>Res Tech/Civ</b>	<b>ANG Drill</b>	<b>ANG AGR</b>	<b>ANG Tech/Civ</b>	<b>Grand Total</b>
ANG READINESS SOURCING						-41	-9	-39	-89
<b>New FY13 Total</b>						<b>35</b>	<b>21</b>	<b>12</b>	<b>68</b>
<b>Percentage of change</b>						<b>-54%</b>	<b>-30%</b>	<b>-76%</b>	<b>-57%</b>
<b>Papago MR overall change percentage: -57%</b>									





**U.S. AIR FORCE**

# Arizona

## Major Drivers at Sky Harbor AGS:

FY11 Total					720	71	202	993	
FY12 and FY13 Drivers	AD Mil	AD Civ	Res Drill	Res AGR	Res Tech/Civ	ANG Drill	ANG AGR	ANG Tech/Civ	Grand Total
ANG MC-12/RPA SOURCING						-2			-2
ANG READINESS SOURCING						-27		-1	-28
PREVIOUSLY ANNOUNCED CIVILIAN ACTION								5	5
<b>New FY13 Total</b>						<b>691</b>	<b>71</b>	<b>206</b>	<b>968</b>
Percentage of change						-4%	0%	2%	-3%
<b>Sky Harbor AGS overall change percentage: -3%</b>									



U.S. AIR FORCE

# Sky Harbor AGS



Manpower	Active		Reserve			Guard		
	Mil	Civ	Drill	AGR	ART/Civ	Drill	AGR	Tech/Civ
FY11 Totals	0	0	0	0	0	720	71	202
FY12 Change	0	0	0	0	0	0	0	+5
FY13 Change	0	0	0	0	0	-29	0	-1
FY13 Totals	0	0	0	0	0	691	71	206

Notes :

MDS	KC-135R/T
	Guard
FY12 Totals	8
FY13 Change	-1



**U.S. AIR FORCE**

# Arizona

## Major Drivers at Tucson AGS:


<b>FY11 Total</b>	28	1	2	12	2	1175	267	654	2141																																																	
<b>FY12 and FY13 Drivers</b>	<table border="1"> <thead> <tr> <th></th> <th colspan="4">Res</th> <th colspan="3">ANG</th> <th></th> </tr> <tr> <th></th> <th>AD Mil</th> <th>AD Civ</th> <th>Res Drill</th> <th>Res AGR</th> <th>Tech/Civ</th> <th>ANG Drill</th> <th>ANG AGR</th> <th>Tech/Civ</th> <th>Grand Total</th> </tr> </thead> <tbody> <tr> <td>ANG MC-12/RPA SOURCING</td> <td></td> <td></td> <td></td> <td></td> <td></td> <td>49</td> <td>-49</td> <td>-100</td> <td>-100</td> </tr> <tr> <td><b>New FY13 Total</b></td> <td><b>28</b></td> <td><b>1</b></td> <td><b>2</b></td> <td><b>12</b></td> <td><b>2</b></td> <td><b>1224</b></td> <td><b>218</b></td> <td><b>554</b></td> <td><b>2041</b></td> </tr> <tr> <td>Percentage of change</td> <td>0%</td> <td>0%</td> <td>0%</td> <td>0%</td> <td>0%</td> <td>4%</td> <td>-18%</td> <td>-15%</td> <td>-5%</td> </tr> </tbody> </table>									Res				ANG					AD Mil	AD Civ	Res Drill	Res AGR	Tech/Civ	ANG Drill	ANG AGR	Tech/Civ	Grand Total	ANG MC-12/RPA SOURCING						49	-49	-100	-100	<b>New FY13 Total</b>	<b>28</b>	<b>1</b>	<b>2</b>	<b>12</b>	<b>2</b>	<b>1224</b>	<b>218</b>	<b>554</b>	<b>2041</b>	Percentage of change	0%	0%	0%	0%	0%	4%	-18%	-15%	-5%	
	Res				ANG																																																					
	AD Mil	AD Civ	Res Drill	Res AGR	Tech/Civ	ANG Drill	ANG AGR	Tech/Civ	Grand Total																																																	
ANG MC-12/RPA SOURCING						49	-49	-100	-100																																																	
<b>New FY13 Total</b>	<b>28</b>	<b>1</b>	<b>2</b>	<b>12</b>	<b>2</b>	<b>1224</b>	<b>218</b>	<b>554</b>	<b>2041</b>																																																	
Percentage of change	0%	0%	0%	0%	0%	4%	-18%	-15%	-5%																																																	
<b>Tucson AGS overall change percentage: -5%</b>																																																										





U.S. AIR FORCE

# Tucson AGS



Manpower	Active		Reserve			Guard		
	Mil	Civ	Drill	AGR	ART/Civ	Drill	AGR	Tech/Civ
FY11 Totals	28	1	2	12	2	1,175	267	654
FY12 Change	0	0	0	0	0	0	0	0
FY13 Change	0	0	0	0	0	+49	-49	-100
FY13 Totals	28	1	2	12	2	1,224	218	554

Notes :

1 RC-26 planned to retire in FY15

MDS	F-16C/D	RC-26B
	Guard	Guard
FY12 Totals	65	1
FY13 Change	0	0



**U.S. AIR FORCE**

# Arkansas

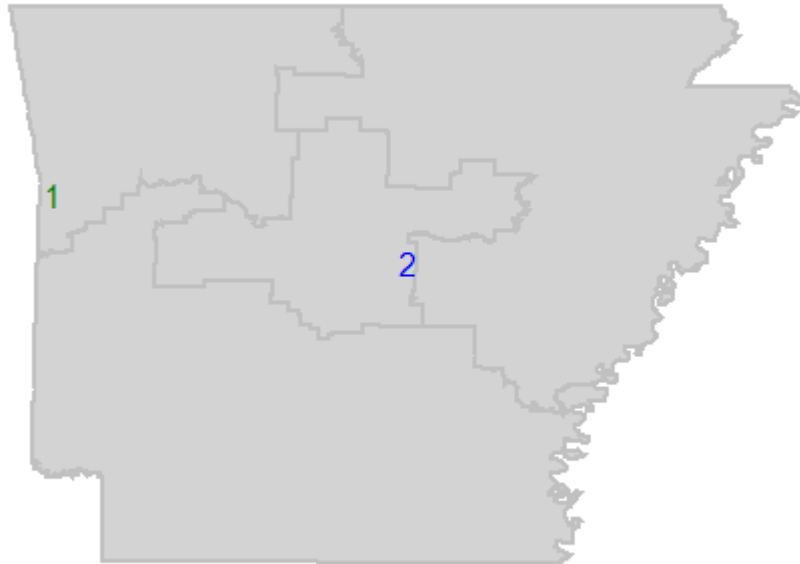
<b>FY11 Total</b>	5201	542	228	2	57	1656	253	450	8389
<b>FY12 and FY13 Drivers</b>	<b>AD Mil</b>	<b>AD Civ</b>	<b>Res Drill</b>	<b>Res AGR</b>	<b>Res Tech/Civ</b>	<b>ANG Drill</b>	<b>ANG AGR</b>	<b>ANG Tech/Civ</b>	<b>Grand Total</b>
AGE MANPOWER STANDARDS APPLICATION	-6								-6
ANG MC-12/RPA Growth						166	42	31	239
ANG MC-12/RPA SOURCING						-8			-8
ANG READINESS RESET						11		16	27
CIVILIAN-MILITARY CONVERSION	3								3
CONSOLIDATION/REGIONALIZATION OF FUNCTIONS	1								1
DEFENSE HEALTH PROGRAM	36								36
FORCE STRUCTURE CHANGE (Tied to iron change only)	363					-501	-33	-148	-319
HEADQUARTERS & OVERHEAD			33						33
INTELLIGENCE, SURVEILLANCE & RECONNAISSANCE						98	53	17	168
OTHER BASE SUPPORT (Non-GBS)	1								1
PREVIOUSLY ANNOUNCED CIVILIAN ACTION		-40							-40
RESOURCE OPTIMIZATION	11								11
TAILORING INSTALLATION SUPPORT (GBS)	-7								-7
<b>New FY13 Total</b>	<b>5603</b>	<b>502</b>	<b>261</b>	<b>2</b>	<b>57</b>	<b>1422</b>	<b>315</b>	<b>366</b>	<b>8528</b>
Percentage of change	8%	-7%	14%	0%	0%	-14%	25%	-19%	2%

**Arkansas overall change percentage: 2%**



U.S. AIR FORCE

# Arkansas



Senators	
Mark L. Pryor ( D )	John Boozman ( R )

Map	Base	District	Representative
1	Ft Smith AGS	03	Steve Womack ( R )
2	Little Rock AFB	02	Tim Griffin ( R )

Manpower	Active		Reserve			Guard		
	Mil	Civ	Drill	AGR	ART/Civ	Drill	AGR	Tech/Civ
FY11 Totals	5,201	542	228	2	57	1,656	253	450
FY12 Change	+32	-29	+28	0	0	0	0	0
FY13 Change	+370	-11	+5	0	0	-234	+62	-84
FY13 Totals	5,603	502	261	2	57	1,422	315	366

Note: All authorized manpower within the state is shown on this summary page, i.e. manpower at support sites, recruiting stations, etc., is included

Legend: ● Active ● Reserve ● Guard ● Other



**U.S. AIR FORCE**

# Arkansas

## Major Drivers at Ft Smith AGS:

FY11 Total					892	80	231	1203	
FY12 and FY13 Drivers	AD Mil	AD Civ	Res Drill	Res AGR	Res Tech/Civ	ANG Drill	ANG AGR	ANG Tech/Civ	Grand Total
ANG MC-12/RPA SOURCING						-6			-6
ANG READINESS RESET						11		6	17
FORCE STRUCTURE CHANGE (Tied to iron change only)						-335	9	-117	-443
INTELLIGENCE, SURVEILLANCE & RECONNAISSANCE						98	53	17	168
<b>New FY13 Total</b>						<b>660</b>	<b>142</b>	<b>137</b>	<b>939</b>
Percentage of change						-26%	78%	-41%	-22%

**Ft Smith AGS overall change percentage: -22%**



U.S. AIR FORCE

# Ft Smith AGS



Manpower	Active		Reserve			Guard		
	Mil	Civ	Drill	AGR	ART/Civ	Drill	AGR	Tech/Civ
FY11 Totals	0	0	0	0	0	892	80	231
FY12 Change	0	0	0	0	0	0	0	0
FY13 Change	0	0	0	0	0	-232	+62	-94
FY13 Totals	0	0	0	0	0	660	142	137

Notes :

A-10 Squadron replaced by MQ-1/9 Remote Split Ops (RSO) Squadron

MDS	A-10C
	Guard
FY12 Totals	20
FY13 Change	-20



**U.S. AIR FORCE**

# Arkansas

## Major Drivers at Little Rock AFB:

<b>FY11 Total</b>	5182	540	228	2	57	724	144	208	7085
<b>FY12 and FY13 Drivers</b>	<b>AD Mil</b>	<b>AD Civ</b>	<b>Res Drill</b>	<b>Res AGR</b>	<b>Res Tech/Civ</b>	<b>ANG Drill</b>	<b>ANG AGR</b>	<b>ANG Tech/Civ</b>	<b>Grand Total</b>
AGE MANPOWER STANDARDS APPLICATION	-6								-6
ANG MC-12/RPA SOURCING						-2			-2
ANG READINESS RESET								10	10
CIVILIAN-MILITARY CONVERSION	3								3
CONSOLIDATION/REGIONALIZATION OF FUNCTIONS	1								1
DEFENSE HEALTH PROGRAM	36								36
FORCE STRUCTURE CHANGE (Tied to iron change only)	363							-22	341
HEADQUARTERS & OVERHEAD			33						33
OTHER BASE SUPPORT (Non-GBS)	1								1
PREVIOUSLY ANNOUNCED CIVILIAN ACTION		-40							-40
RESOURCE OPTIMIZATION	11								11
TAILORING INSTALLATION SUPPORT (GBS)	-7								-7
<b>New FY13 Total</b>	<b>5584</b>	<b>500</b>	<b>261</b>	<b>2</b>	<b>57</b>	<b>722</b>	<b>144</b>	<b>196</b>	<b>7466</b>
Percentage of Change:	8%	-7%	14%	0%	0%	0%	0%	-6%	5%
<b>Little Rock AFB overall change percentage: 5%</b>									



U.S. AIR FORCE

# Little Rock AFB



Manpower	Active		Reserve			Guard		
	Mil	Civ	Drill	AGR	ART/Civ	Drill	AGR	Tech/Civ
FY11 Totals	5,182	540	228	2	57	724	144	208
FY12 Change	+32	-29	+28	0	0	0	0	0
FY13 Change	+370	-11	+5	0	0	-2	0	+10
FY13 Totals	5,584	500	261	2	57	722	144	218

Notes :

2 AFRC C-130H2 planned to retire in FY17  
 1 ANG C-130H2 planned to retire in FY17  
 14 AD C-130H3 planned to replace C-130H1 in FY16-17  
 C-130H aircraft retired through a FY12 PB action

MDS	C-130J	C-130H	C-130H	C-130H
	Active	Active	Guard	Reserve
FY12 Totals	26	40	9	10
FY13 Change	+4	-4	0	0



**U.S. AIR FORCE**

# California

<b>FY11 Total</b>	16847	8790	6795	272	1542	4129	521	1032	39928
<b>FY12 and FY13 Drivers</b>	<b>ANG</b>								<b>Grand Total</b>
	<b>AD Mil</b>	<b>AD Civ</b>	<b>Res Drill</b>	<b>Res AGR</b>	<b>Res Tech/Civ</b>	<b>ANG Drill</b>	<b>ANG AGR</b>	<b>Tech/Civ</b>	
ACQUISITION (INCLUDES PROGRAM OFFICES)	-6								-6
AGE MANPOWER STANDARDS APPLICATION	-19								-19
ANG MC-12/RPA SOURCING						-152	-5	-15	-172
ANG READINESS RESET						19		3	22
ANG READINESS SOURCING						-4	-3		-7
BASELINE									
BUILDING PARTNERSHIPS	34								34
CIVILIAN-MILITARY CONVERSION	25								25
COMMAND AND CONTROL	32								32
CONSOLIDATION/REGIONALIZATION OF FUNCTIONS	34								34
DEFENSE HEALTH PROGRAM	-21								-21
EDUCATION AND TRAINING	-13								-13
FORCE STRUCTURE CHANGE (Tied to iron change only)	-774					25			-749
FORCE STRUCTURE TEST AND EVALUATION	5								5
HEADQUARTERS & OVERHEAD	-43		2						-41
INTELLIGENCE, SURVEILLANCE & RECONNAISSANCE	-16	-9							-25
MISC EFFICIENCIES	-7								-7
MISC PROGRAMMING	4	2							6
OTHER BASE SUPPORT (Non-GBS)	6		6						12
PREVIOUSLY ANNOUNCED CIVILIAN ACTION		-560			-32				-592
RESOURCE OPTIMIZATION	-9		-15		-17				-41
TAILORING INSTALLATION SUPPORT (GBS)	-22				-1				-23
TOTAL FORCE INTEGRATION					9				9
<b>New FY13 Total</b>	<b>16057</b>	<b>8223</b>	<b>6788</b>	<b>272</b>	<b>1501</b>	<b>4017</b>	<b>513</b>	<b>1020</b>	<b>38391</b>
Percentage of change	-5%	-6%	0%	0%	-3%	-3%	-2%	-1%	-4%

**California overall change percentage: -4%**





U.S. AIR FORCE

# California



Senators			
Dianne Feinstein ( D )		Barbara Boxer ( D )	
Map	Base	District	Representative
1	Beale AFB	02	Wally Herger ( R )
2	Channel Islands AGS	24	Elton Gallegly ( R )
3	Edwards AFB	22	Kevin McCarthy ( R )
4	Fresno AGS	21	Devin Nunes ( R )
5	Los Angeles AFB	36	Janice Hahn ( D )
6	March JRAB	44	Ken Calvert ( R )
7	Moffett Federal Airfield	14	Anna G. Eshoo ( D )
8	Travis AFB	10	John Garamendi ( D )
9	Vandenberg AFB	23	Lois Capps ( D )

Manpower	Active		Reserve			Guard		
	Mil	Civ	Drill	AGR	ART/Civ	Drill	AGR	Tech/Civ
FY11 Totals	16,847	8,790	6,795	272	1,542	4,129	521	1,032
FY12 Change	+60	-219	+3	0	-30	0	0	0
FY13 Change	-850	-348	-10	0	-11	-112	-8	-12
FY13 Totals	16,057	8,223	6,788	272	1,501	4,017	513	1,020

Note: All authorized manpower within the state is shown on this summary page, i.e. manpower at support sites, recruiting stations, etc., is included

Legend: ● Active ● Reserve ● Guard ● Other



**U.S. AIR FORCE**

# California

## Major Drivers at Beale AFB:

<b>FY11 Total</b>	4147	592	744	44	144	232	9	38	5950
<b>FY12 and FY13 Drivers</b>	<b>AD Mil</b>	<b>AD Civ</b>	<b>Res Drill</b>	<b>Res AGR</b>	<b>Res Tech/Civ</b>	<b>ANG Drill</b>	<b>ANG AGR</b>	<b>ANG Tech/Civ</b>	<b>Grand Total</b>
AGE MANPOWER STANDARDS APPLICATION	-16								-16
ANG MC-12/RPA SOURCING						-30		-5	-35
CIVILIAN-MILITARY CONVERSION	23								23
COMMAND AND CONTROL	32								32
CONSOLIDATION/REGIONALIZATION OF FUNCTIONS	5								5
DEFENSE HEALTH PROGRAM	13								13
FORCE STRUCTURE CHANGE (Tied to iron change only)	-774								-774
FORCE STRUCTURE TEST AND EVALUATION	-2								-2
INTELLIGENCE, SURVEILLANCE & RECONNAISSANCE	-13								-13
OTHER BASE SUPPORT (Non-GBS)			2						2
PREVIOUSLY ANNOUNCED CIVILIAN ACTION		-33			17				-16
RESOURCE OPTIMIZATION	-5								-5
TAILORING INSTALLATION SUPPORT (GBS)	-12								-12
TOTAL FORCE INTEGRATION					2				2
<b>New FY13 Total</b>	<b>3398</b>	<b>559</b>	<b>746</b>	<b>44</b>	<b>163</b>	<b>202</b>	<b>9</b>	<b>33</b>	<b>5154</b>
<b>Percentage of Change</b>	<b>-18%</b>	<b>-6%</b>	<b>0%</b>	<b>0%</b>	<b>13%</b>	<b>-13%</b>	<b>0%</b>	<b>-13%</b>	<b>-13%</b>
<b>Beale AFB overall change percentage: -13%</b>									



U.S. AIR FORCE

# Beale AFB



Manpower	Active		Reserve			Guard		
	Mil	Civ	Drill	AGR	ART/Civ	Drill	AGR	Tech/Civ
FY11 Totals	4,147	592	744	44	144	232	9	38
FY12 Change	+102	-14	+1	0	+18	0	0	0
FY13 Change	-851	-19	+1	0	+1	-30	0	-5
FY13 Totals	3,398	559	746	44	163	202	9	33

**Notes :**

42 MC-12W planned for transfer to Air National Guard in FY14

MC-12W FTU planned to remain at Beale as an Active Association in FY14

RQ-4 Comm ANG Classic Association will disassociate and the manpower will be allocated to establish a ANG unit supporting the MC-12W mission

RQ-4 AFRC Classic Association will disassociate and the manpower will be reallocated within AFRC

Distributed Ground System AFRC Classic Association

RED HORSE Active Association planned (FY TBD)

MDS	T-38	MC-12W	RQ Ground Station	RQ-4B	TU-2S	U-2S
	Active	Active	Active	Active	Active	Active
FY12 Totals	11	42	10	16	5	27
FY13 Change	0	0	-8	-15	0	0



U.S. AIR FORCE

# California

## Major Drivers at Channel Islands AGS:

<b>FY11 Total</b>						947	66	199	1212
<b>FY12 and FY13 Drivers</b>	<b>AD Mil</b>	<b>AD Civ</b>	<b>Res Drill</b>	<b>Res AGR</b>	<b>Res Tech/Civ</b>	<b>ANG Drill</b>	<b>ANG AGR</b>	<b>ANG Tech/Civ</b>	<b>Grand Total</b>
ANG MC-12/RPA SOURCING						-2			-2
<b>New FY13 Total</b>						<b>945</b>	<b>66</b>	<b>199</b>	<b>1210</b>
<b>Percentage of change</b>						<b>0%</b>	<b>0%</b>	<b>0%</b>	<b>-0.2%</b>
<b>Channel Islands AGS overall change percentage: -.2%</b>									



U.S. AIR FORCE

# Channel Islands AGS



Channel Islands AGS

Manpower	Active		Reserve			Guard		
	Mil	Civ	Drill	AGR	ART/Civ	Drill	AGR	Tech/Civ
FY11 Totals	0	0	0	0	0	947	66	199
FY12 Change	0	0	0	0	0	0	0	0
FY13 Change	0	0	0	0	0	-2	0	0
FY13 Totals	0	0	0	0	0	945	66	199

Notes :

C-130J Active Association proposed for FY17

MDS	C-130J
	Guard
FY12 Totals	8
FY13 Change	0



**U.S. AIR FORCE**

# California

## Major Drivers at Edwards AFB:

<b>FY11 Total</b>	2047	3823	16	26					5912
<b>FY12 and FY13 Drivers</b>	<b>AD Mil</b>	<b>AD Civ</b>	<b>Res Drill</b>	<b>Res AGR</b>	<b>Res Tech/Civ</b>	<b>ANG Drill</b>	<b>ANG AGR</b>	<b>ANG Tech/Civ</b>	<b>Grand Total</b>
CIVILIAN-MILITARY CONVERSION	-2								-2
CONSOLIDATION/REGIONALIZATION OF FUNCTIONS	1								1
DEFENSE HEALTH PROGRAM	-15								-15
FORCE STRUCTURE TEST AND EVALUATION	7								7
HEADQUARTERS & OVERHEAD	-11								-11
MISC EFFICIENCIES	-3								-3
PREVIOUSLY ANNOUNCED CIVILIAN ACTION		-300							-300
RESOURCE OPTIMIZATION	0								0
TAILORING INSTALLATION SUPPORT (GBS)	-1								-1
<b>New FY13 Total</b>	<b>2023</b>	<b>3523</b>	<b>16</b>	<b>26</b>					<b>5588</b>
<b>Percentage of Change</b>	-1%	-8%	0%	0%					-5%

**Edwards AFB overall change percentage: -5%**



U.S. AIR FORCE

# Edwards AFB



Manpower	Active		Reserve			Guard		
	Mil	Civ	Drill	AGR	ART/Civ	Drill	AGR	Tech/Civ
FY11 Totals	2,047	3,823	16	26	0	0	0	0
FY12 Change	-29	-171	0	0	0	0	0	0
FY13 Change	+5	-129	0	0	0	0	0	0
FY13 Totals	2,023	3,523	16	26	0	0	0	0

Notes :

MDS	C-17A	KC-135R/T	F-16C/D	B-52H	T-38	RQ-4B
	Active	Active	Active	Active	Active	Active
FY12 Totals	1	2	26	2	11	5
FY13 Change	0	0	0	0	0	-1

MDS	B-1B	B-2A	F-22A	F-35A	TG-10A	TG-10D
	Active	Active	Active	Active	Active	Active
FY12 Totals	2	1	2	2	1	4
FY13 Change	0	0	0	0	-1	0



U.S. AIR FORCE

# California

## Major Drivers at El Segundo:

FY11 Total	11	6							17
FY12 and FY13 Drivers	AD Mil	AD Civ	Res Drill	Res AGR	Res Tech/Civ	ANG Drill	ANG AGR	ANG Tech/Civ	Grand Total
OTHER BASE SUPPORT (Non-GBS)	1								1
PREVIOUSLY ANNOUNCED CIVILIAN ACTION		-6							-6
SAP/SAR PROGRAMS		1							1
<b>New FY13 Total</b>	<b>12</b>	<b>1</b>							<b>13</b>
<b>Percentage of change</b>	9%	-83%							-24%

**El Segundo overall change percentage: -24%**







**U.S. AIR FORCE**

# California

## Major Drivers at Fairfield:

FY11 Total	9		3						12
FY12 and FY13 Drivers	AD Mil	AD Civ	Res Drill	Res AGR	Res Tech/Civ	ANG Drill	ANG AGR	ANG Tech/Civ	Grand Total
CIVILIAN-MILITARY CONVERSION	-1								-1
<b>New FY13 Total</b>	<b>8</b>	<b>3</b>							<b>11</b>
<b>Percentage of change</b>	-11%	0%							-8%
<b>Fairfield overall change percentage: -8%</b>									





**U.S. AIR FORCE**

# California

## Major Drivers at Fresno AGS:

FY11 Total					838	130	256	1224	
FY12 and FY13 Drivers	AD Civ	AD Mil	Res Drill	Res AGR	Res Tech/Civ	ANG Drill	ANG AGR	ANG Tech/Civ	Grand Total
ANG MC-12/RPA SOURCING						-6			-6
ANG READINESS RESET						19			19
ANG READINESS SOURCING						-4	-3		-7
<b>New FY13 Total</b>						<b>847</b>	<b>127</b>	<b>256</b>	<b>1230</b>
<b>Percentage of change</b>						1%	-2%	0%	0.5%
<b>Fresno AGS overall change percentage: -.5%</b>									



U.S. AIR FORCE

# Fresno AGS



Manpower	Active		Reserve			Guard		
	Mil	Civ	Drill	AGR	ART/Civ	Drill	AGR	Tech/Civ
FY11 Totals	0	0	0	0	0	838	130	256
FY12 Change	0	0	0	0	0	0	0	0
FY13 Change	0	0	0	0	0	+9	-3	0
FY13 Totals	0	0	0	0	0	847	127	256

Notes :

FY12 unit transition from F-16 to F-15 pending completion of Environmental Impact Statement (prior budget action)

1 RC-26 planned to retire in FY15

MDS	F-16C/D	F-15C/D	RC-26B
	Guard	Guard	Guard
FY12 Totals	0	20	1
FY13 Change	0	0	0



U.S. AIR FORCE

# California

## Major Drivers at Ft Irwin:

FY11 Total	40	1							41
FY12 and FY13 Drivers	AD Mil	AD Civ	Res Drill	Res AGR	Res Tech/Civ	ANG Drill	ANG AGR	ANG Tech/Civ	Grand Total
CIVILIAN-MILITARY CONVERSION	2								2
PREVIOUSLY ANNOUNCED CIVILIAN ACTION		-1							-1
<b>Net FY13 Total</b>	<b>42</b>	<b>0</b>							<b>42</b>
<b>Percentage of change</b>	5%	-100%							2%
<b>Ft Irwin overall change percentage: 2%</b>									





U.S. AIR FORCE

# California

## Major Drivers at Gray Butte Plant:

FY11 Total	4	5							9
FY12 and FY13 Drivers	AD Mil	AD Civ	Res Drill	Res AGR	Res Tech/Civ	ANG Drill	ANG AGR	ANG Tech/Civ	Grand Total
RESOURCE OPTIMIZATION	1								1
Net FY13 Total	6	4							10
Percentage of change	20%	0%							11%

**Gray Butte Plant overall change percentage: 11%**







U.S. AIR FORCE

# California

## Major Drivers at Hawthorne:

FY11 Total	2		1					3	
FY12 and FY13 Drivers	AD Mil	AD Civ	Res Drill	Res AGR	Res Tech/Civ	ANG Drill	ANG AGR	ANG Tech/Civ	Grand Total
PREVIOUSLY ANNOUNCED CIVILIAN ACTION		-1							-1
Net FY13 Total	2	0							2
Percentage of change	0%	-100%							-33%

**Hawthorne overall change percentage: -33%**





U.S. AIR FORCE

# California

## Major Drivers at Los Angeles AFB:

FY11 Total	1230	1419	2					2651	
FY12 and FY13 Drivers	AD Mil	AD Civ	Res Drill	Res AGR	Res Tech/Civ	ANG Drill	ANG AGR	ANG Tech/Civ	Grand Total
CONSOLIDATION/REGIONALIZATION OF FUNCTIONS	2								2
DEFENSE HEALTH PROGRAM	6								6
HEADQUARTERS & OVERHEAD	-1								-1
PREVIOUSLY ANNOUNCED CIVILIAN ACTION		-110							-110
<b>Net FY13 Total</b>	<b>1237</b>	<b>1309</b>		<b>2</b>					<b>2548</b>
<b>Percentage of change</b>	1%	-8%		0%					-4%
<b>Los Angeles AFB overall change percentage: -4%</b>									



U.S. AIR FORCE

# Los Angeles AFB



Manpower	Active		Reserve			Guard		
	Mil	Civ	Drill	AGR	ART/Civ	Drill	AGR	Tech/Civ
FY11 Totals	1,230	1,419	0	2	0	0	0	0
FY12 Change	+5	-12	0	0	0	0	0	0
FY13 Change	+2	-98	0	0	0	0	0	0
FY13 Totals	1,237	1,309	0	2	0	0	0	0

Notes :

Empty notes area for additional information.

Empty area for additional data or comments.



**U.S. AIR FORCE**

# California

## Major Drivers at March JRAB:

<b>FY11 Total</b>	235	59	3074	139	1005	715	166	214	5607
<b>FY12 and FY13 Drivers</b>	<b>AD Mil</b>	<b>AD Civ</b>	<b>Res Drill</b>	<b>Res AGR</b>	<b>Res Tech/Civ</b>	<b>ANG Drill</b>	<b>ANG AGR</b>	<b>ANG Tech/Civ</b>	<b>Grand Total</b>
ANG MC-12/RPA SOURCING						-2			-2
FORCE STRUCTURE CHANGE (Tied to iron change only)						25			25
HEADQUARTERS & OVERHEAD			2						2
OTHER BASE SUPPORT (Non-GBS)			2						2
PREVIOUSLY ANNOUNCED CIVILIAN ACTION		-3			-50				-53
RESOURCE OPTIMIZATION			-15		-17				-32
TAILORING INSTALLATION SUPPORT (GBS)					-1				-1
TOTAL FORCE INTEGRATION					5				5
<b>Net FY13 Total</b>	<b>235</b>	<b>56</b>	<b>3063</b>	<b>139</b>	<b>942</b>	<b>738</b>	<b>166</b>	<b>214</b>	<b>5553</b>
<b>Percentage of change</b>	0%	-5%	0%	0%	-6%	3%	0%	0%	-1%

**March JRAB overall change percentage: -1%**



U.S. AIR FORCE

# March JRAB



Manpower	Active		Reserve			Guard		
	Mil	Civ	Drill	AGR	ART/Civ	Drill	AGR	Tech/Civ
FY11 Totals	235	59	3,074	139	1,005	715	166	214
FY12 Change	0	-3	+1	0	-49	0	0	0
FY13 Change	0	0	-12	0	-14	+23	0	0
FY13 Totals	235	56	3,063	139	942	738	166	214

Notes :

Active Association with AFRC KC-135

MDS	C-17A	KC-135R/T	MQ-1B	RSO Ground Station
	Reserve	Reserve	Guard	Guard
FY12 Totals	9	15	12	5
FY13 Change	0	-1	0	0



U.S. AIR FORCE

# California

## Major Drivers at McClellan Airfield:

FY11 Total	32	21							53
FY12 and FY13 Drivers	AD Mil	AD Civ	Res Drill	Res AGR	Res Tech/Civ	ANG Drill	ANG AGR	ANG Tech/Civ	Grand Total
PREVIOUSLY ANNOUNCED CIVILIAN ACTION		-3							-3
Net FY13 Total	32	18							50
Percentage of Change	0%	-14%							-6%

**McClellan Airfield overall change percentage: -6%**







U.S. AIR FORCE

# California

## Major Drivers at Moffett Federal Airfield:

FY11 Total	4		2		811			119	199	1135
FY12 and FY13 Drivers	AD Mil	AD Civ	Res Drill	Res AGR	Res Tech/Civ	ANG Drill	ANG AGR	ANG Tech/Civ	Grand Total	
ANG MC-12/RPA SOURCING						-4			-4	
ANG READINESS RESET								3	3	
<b>Net FY13 Total</b>	<b>4</b>	<b>2</b>				<b>807</b>	<b>119</b>	<b>202</b>	<b>1134</b>	
<b>Percentage of change</b>	0%	0%				0%	0%	2%	-0.1%	

**Moffett Federal Airfield overall change percentage: -.1%**



U.S. AIR FORCE

# Moffett Federal Airfield



Manpower	Active		Reserve			Guard		
	Mil	Civ	Drill	AGR	ART/Civ	Drill	AGR	Tech/Civ
FY11 Totals	4	2	0	0	0	811	119	199
FY12 Change	0	0	0	0	0	0	0	0
FY13 Change	0	0	0	0	0	-4	0	+3
FY13 Totals	4	2	0	0	0	807	119	202

Notes :

MDS	HH-60G	MC-130P
	Guard	Guard
FY12 Totals	5	4
FY13 Change	0	0



U.S. AIR FORCE

# California

## Major Drivers at Onizuka:

<b>FY11 Total</b>	2	36							38
<b>FY12 and FY13 Drivers</b>	<b>AD Mil</b>	<b>AD Civ</b>	<b>Res Drill</b>	<b>Res AGR</b>	<b>Res Tech/Civ</b>	<b>ANG Drill</b>	<b>ANG AGR</b>	<b>ANG Tech/Civ</b>	<b>Grand Total</b>
RESOURCE OPTIMIZATION	-2								-2
<b>Net FY13 Total</b>	<b>0</b>	<b>36</b>							<b>36</b>
<b>Percentage of change</b>	-100%	0%							-5%
<b>Onizuka overall change percentage: -5%</b>									





**U.S. AIR FORCE**

# California

## Major Drivers at Palmdale:

<b>FY11 Total</b>	15								15
<b>FY12 and FY13 Drivers</b>	<b>AD Mil</b>	<b>AD Civ</b>	<b>Res Drill</b>	<b>Res AGR</b>	<b>Res Tech/Civ</b>	<b>ANG Drill</b>	<b>ANG AGR</b>	<b>ANG Tech/Civ</b>	<b>Grand Total</b>
OTHER BASE SUPPORT (Non-GBS)	4								4
SAP/SAR PROGRAMS		1							1
<b>Net FY13 Total</b>	<b>19</b>	<b>1</b>							<b>20</b>
<b>Percentage of change</b>	27%	100%							33%
<b>Palmdale overall change percentage: 33%</b>									





U.S. AIR FORCE

# California

## Major Drivers at Palmdale AF Plant:

<b>FY11 Total</b>	12		202						214
<b>FY12 and FY13 Drivers</b>	<b>AD Mil</b>	<b>AD Civ</b>	<b>Res Drill</b>	<b>Res AGR</b>	<b>Res Tech/Civ</b>	<b>ANG Drill</b>	<b>ANG AGR</b>	<b>ANG Tech/Civ</b>	<b>Grand Total</b>
MISC EFFICIENCIES	-1								-1
<b>Net FY13 Total</b>	<b>11</b>	<b>202</b>							<b>213</b>
<b>Percentage of change</b>	-8%	0%							-0.5%
<b>Palmdale AF Plant overall change: -.5%</b>									







U.S. AIR FORCE

# California

## Major Drivers at Poway:

<b>FY11 Total</b>	10	25							35
<b>FY12 and FY13 Drivers</b>	<b>AD Mil</b>	<b>AD Civ</b>	<b>Res Drill</b>	<b>Res AGR</b>	<b>Res Tech/Civ</b>	<b>ANG Drill</b>	<b>ANG AGR</b>	<b>ANG Tech/Civ</b>	<b>Grand Total</b>
PREVIOUSLY ANNOUNCED CIVILIAN ACTION		1							1
<b>Net FY13 Total</b>	<b>10</b>	<b>26</b>							<b>36</b>
<b>Percentage of change</b>	0%	4%							3%
<b>Poway overall change percentage: 3%</b>									





U.S. AIR FORCE

# California

## Major Drivers at Presidio of Monterey:

FY11 Total	135	12					1	148	
FY12 and FY13 Drivers	AD Mil	AD Civ	Res Drill	Res AGR	Res Tech/Civ	ANG Drill	ANG AGR	ANG Tech/Civ	Grand Total
EDUCATION AND TRAINING	-2								-2
PREVIOUSLY ANNOUNCED CIVILIAN ACTION		-2							-2
<b>Net FY13 Total</b>	<b>133</b>	<b>10</b>						<b>1</b>	<b>144</b>
<b>Percentage of change</b>	<b>-1%</b>	<b>-17%</b>						<b>0%</b>	<b>-3%</b>

**Presidio Of Monterey overall change percentage: -3%**





U.S. AIR FORCE

# California

## Major Drivers at Redlands:

FY11 Total	1								1
FY12 and FY13 Drivers	AD Mil	AD Civ	Res Drill	Res AGR	Res Tech/Civ	ANG Drill	ANG AGR	ANG Tech/Civ	Grand Total
MISC EFFICIENCIES	-1								-1
Net FY13 Total	0								0
Percentage of change	-100%								-100%

**Redlands overall change percentage: -100%**





# California

## Major Drivers at Sacramento:

FY11 Total	35	5	1			43	4	18	106
FY12 and FY13 Drivers	AD Mil	AD Civ	Res Drill	Res AGR	Res Tech/Civ	ANG Drill	ANG AGR	ANG Tech/Civ	Grand Total
PREVIOUSLY ANNOUNCED CIVILIAN ACTION		-1							-1
<b>Net FY13 Total</b>	<b>35</b>	<b>4</b>		<b>1</b>		<b>43</b>	<b>4</b>	<b>18</b>	<b>105</b>
<b>Percentage of change</b>	0%	-20%		0%		0%	0%	0%	-1%
<b>Sacramento overall change percentage: -1%</b>									







U.S. AIR FORCE

# California

## Major Drivers at San Diego:

FY11 Total	30	6	2	102	4	20	164		
FY12 and FY13 Drivers	AD Mil	AD Civ	Res Drill	Res AGR	Res Tech/Civ	ANG Drill	ANG AGR	ANG Tech/Civ	Grand Total
ACQUISITION (INCLUDES PROGRAM OFFICES)	-6								-6
MISC EFFICIENCIES	-1								-1
PREVIOUSLY ANNOUNCED CIVILIAN ACTION		0							0
<b>Net FY13 Total</b>	<b>23</b>	<b>6</b>		<b>2</b>		<b>102</b>	<b>4</b>	<b>20</b>	<b>157</b>
<b>Percentage of change</b>	-23%	0%		0%		0%	0%	0%	-4%

**San Diego overall change percentage: -4%**





**U.S. AIR FORCE**

# California

## Major Drivers at San Francisco:

FY11 Total	4		12					16	
FY12 and FY13 Drivers	AD Mil	AD Civ	Res Drill	Res AGR	Res Tech/Civ	ANG Drill	ANG AGR	ANG Tech/Civ	Grand Total
PREVIOUSLY ANNOUNCED CIVILIAN ACTION		-2							-2
<b>Net FY13 Total</b>	<b>4</b>	<b>10</b>							<b>14</b>
Percentage of change	0%	-17%							-13%
<b>San Francisco overall change percentage: -13%</b>									





**U.S. AIR FORCE**

# California

## Major Drivers at Travis AFB:

<b>FY11 Total</b>	6235	1235	2865	14	392		1		10742
<b>FY12 and FY13 Drivers</b>	<b>AD Mil</b>	<b>AD Civ</b>	<b>Res Drill</b>	<b>Res AGR</b>	<b>Res Tech/Civ</b>	<b>ANG Drill</b>	<b>ANG AGR</b>	<b>ANG Tech/Civ</b>	<b>Grand Total</b>
AGE MANPOWER STANDARDS APPLICATION	-3								-3
BUILDING PARTNERSHIPS	34								34
CIVILIAN-MILITARY CONVERSION	0								0
CONSOLIDATION/REGIONALIZATION OF FUNCTIONS	25								25
DEFENSE HEALTH PROGRAM	-26								-26
EDUCATION AND TRAINING	1								1
HEADQUARTERS & OVERHEAD	-26								-26
OTHER BASE SUPPORT (Non-GBS)	1		2						3
PREVIOUSLY ANNOUNCED CIVILIAN ACTION		-56			1				-55
RESOURCE OPTIMIZATION	-9								-9
TAILORING INSTALLATION SUPPORT (GBS)	-8								-8
TOTAL FORCE INTEGRATION					2				2
<b>Net FY13 Total</b>	<b>6224</b>	<b>1179</b>	<b>2867</b>	<b>14</b>	<b>395</b>		<b>1</b>		<b>10680</b>
<b>Percentage of change</b>	0%	-5%	0%	0%	1%		0%		-1%
<b>Travis overall change percentage: -1%</b>									



U.S. AIR FORCE

# Travis AFB



Manpower	Active		Reserve			Guard		
	Mil	Civ	Drill	AGR	ART/Civ	Drill	AGR	Tech/Civ
FY11 Totals	6,235	1,235	2,865	14	392	0	1	0
FY12 Change	-2	-36	+1	0	+1	0	0	0
FY13 Change	-9	-20	+1	0	+2	0	0	0
FY13 Totals	6,224	1,179	2,867	14	395	0	1	0

Notes :

KC-10 AFRC Classic Association

C-5 AFRC Classic Association

C-17 AFRC Classic Association

MDS	C-17A	C-5B	C-5M	KC-10A	C-5C
	Active	Active	Active	Active	Active
FY12 Totals	13	14	0	29	2
FY13 Change	0	-4	+5	0	-1



**U.S. AIR FORCE**

# California

## Major Drivers at Ukiah:

<b>FY11 Total</b>									<b>1</b>
<b>FY12 and FY13 Drivers</b>	<b>AD Mil</b>	<b>AD Civ</b>	<b>Res Drill</b>	<b>Res AGR</b>	<b>Res Tech/Civ</b>	<b>ANG Drill</b>	<b>ANG AGR</b>	<b>ANG Tech/Civ</b>	<b>Grand Total</b>
MISC EFFICIENCIES	-1								-1
<b>Net FY13 Total</b>	<b>0</b>								<b>0</b>
<b>Percentage of change</b>	-100%								-100%
<b>Ukiah overall change percentage: -100%</b>									







**U.S. AIR FORCE**

# California

## Major Drivers at Vandenberg AFB:

<b>FY11 Total</b>	2286	1287	96	33	1	166	12	35	3916
<b>FY12 and FY13 Drivers</b>	<b>AD Mil</b>	<b>AD Civ</b>	<b>Res Drill</b>	<b>Res AGR</b>	<b>Res Tech/Civ</b>	<b>ANG Drill</b>	<b>ANG AGR</b>	<b>ANG Tech/Civ</b>	<b>Grand Total</b>
ANG MC-12/RPA SOURCING						-108	-5	-10	-123
CIVILIAN-MILITARY CONVERSION	3								3
CONSOLIDATION/REGIONALIZATION OF FUNCTIONS	1								1
DEFENSE HEALTH PROGRAM	1								1
EDUCATION AND TRAINING	-12								-12
HEADQUARTERS & OVERHEAD	-5								-5
INTELLIGENCE, SURVEILLANCE & RECONNAISSANCE	-3	-9							-12
NUCLEAR ENTERPRISE	4								4
PREVIOUSLY ANNOUNCED CIVILIAN ACTION		-43							-43
RESOURCE OPTIMIZATION	6								6
TAILORING INSTALLATION SUPPORT (GBS)	-1								-1
<b>Net FY13 Total</b>	<b>2280</b>	<b>1235</b>	<b>96</b>	<b>33</b>	<b>1</b>	<b>58</b>	<b>7</b>	<b>25</b>	<b>3735</b>
<b>Percentage of change</b>	0%	-4%	0%	0%	0%	-65%	-42%	-29%	-5%
<b>Vandenberg AFB overall change percentage: -5%</b>									



U.S. AIR FORCE

# Vandenberg AFB



Manpower	Active		Reserve			Guard		
	Mil	Civ	Drill	AGR	ART/Civ	Drill	AGR	Tech/Civ
FY11 Totals	2,286	1,287	96	33	1	166	12	35
FY12 Change	-9	+32	0	0	0	0	0	0
FY13 Change	+3	-84	0	0	0	-108	-5	-10
FY13 Totals	2,280	1,235	96	33	1	58	7	25

Notes :

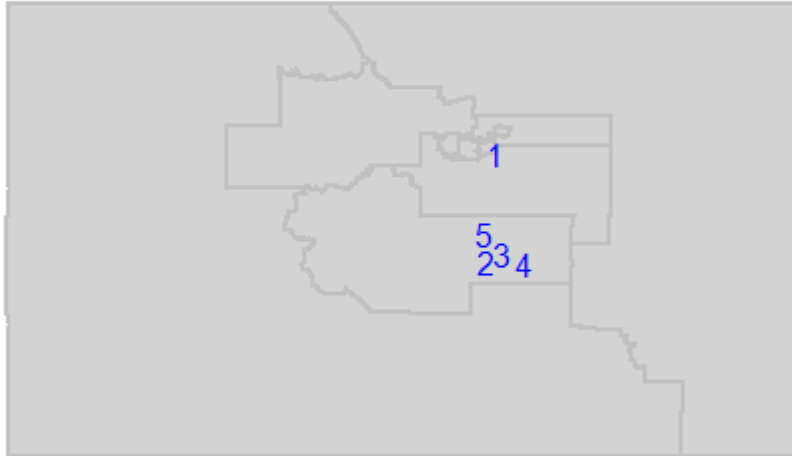
AFRC Joint Space Operations Center Classic Association



**U.S. AIR FORCE**

# Colorado

<b>FY11 Total</b>	8270	6149	1935	258	487	1256	338	363	19056
<b>FY12 and FY13 Drivers</b>	<b>AD Mil</b>	<b>AD Civ</b>	<b>Res Drill</b>	<b>Res AGR</b>	<b>Res Tech/Civ</b>	<b>ANG Drill</b>	<b>ANG AGR</b>	<b>ANG Tech/Civ</b>	<b>Grand Total</b>
ANG MC-12/RPA SOURCING						-6			-6
ANG READINESS RESET						19		3	22
ANG READINESS SOURCING						-10	-1		-11
BATTLEFIELD AIRMAN	31								31
CIVILIAN-MILITARY CONVERSION	-1								-1
CONSOLIDATION/REGIONALIZATION OF FUNCTIONS	20								20
CYBER TECHNOLOGY	40								40
DEFENSE HEALTH PROGRAM	33								33
EDUCATION AND TRAINING	-1								-1
HEADQUARTERS & OVERHEAD	-65	-1							-66
INTELLIGENCE, SURVEILLANCE & RECONNAISSANCE	7								7
MISC EFFICIENCIES	-10								-10
OTHER BASE SUPPORT (Non-GBS)	5		2						7
PREVIOUSLY ANNOUNCED CIVILIAN ACTION		-459			9				-450
RESOURCE OPTIMIZATION	55		23	17					95
TAILORING INSTALLATION SUPPORT (GBS)	-3								-3
TOTAL FORCE INTEGRATION	52		78	23	3	-44			112
New FY13 Total	8433	5689	2038	298	499	1215	337	366	18875
Percentage of change	2%	-7%	5%	16%	2%	-3%	0%	1%	-1%
<b>Colorado overall change percentage: -1%</b>									



Senators	
Mark Udall ( D )	Michael F. Bennet ( D )

Map	Base	District	Representative
1	Buckley AFB	07	Ed Perlmutter ( D )
2	Cheyenne Mountain AFS	05	Doug Lamborn ( R )
3	Peterson AFB	05	Doug Lamborn ( R )
4	Schriever AFB	05	Doug Lamborn ( R )
5	USAF Academy	05	Doug Lamborn ( R )

Manpower	Active		Reserve			Guard		
	Mil	Civ	Drill	AGR	ART/Civ	Drill	AGR	Tech/Civ
FY11 Totals	8,270	6,149	1,935	258	487	1,256	338	363
FY12 Change	+63	-115	+46	+17	+12	0	0	0
FY13 Change	+100	-345	+57	+23	0	-41	-1	+3
FY13 Totals	8,433	5,689	2,038	298	499	1,215	337	366

Note: All authorized manpower within the state is shown on this summary page, i.e. manpower at support sites, recruiting stations, etc., is included

Legend: ● Active ● Reserve ● Guard ● Other



# Colorado

## Major Drivers at Boulder:

<b>FY11 Total</b>	34		1						35
<b>FY12 and FY13 Drivers</b>	<b>AD Mil</b>	<b>AD Civ</b>	<b>Res Drill</b>	<b>Res AGR</b>	<b>Res Tech/Civ</b>	<b>ANG Drill</b>	<b>ANG AGR</b>	<b>ANG Tech/Civ</b>	<b>Grand Total</b>
PREVIOUSLY ANNOUNCED CIVILIAN ACTION		-1							-1
<b>Net FY13 Total</b>	<b>34</b>	<b>0</b>							<b>34</b>
<b>Percentage of change</b>	0%	-100%							-3%
<b>Boulder overall change percentage: -3%</b>									





**U.S. AIR FORCE**

# Colorado

## Major Drivers at Buckley AFB:

<b>FY11 Total</b>	1295	462	210	51	232	978	171	248	3647
<b>FY12 and FY13 Drivers</b>	<b>AD Mil</b>	<b>AD Civ</b>	<b>Res Drill</b>	<b>Res AGR</b>	<b>Res Tech/Civ</b>	<b>ANG Drill</b>	<b>ANG AGR</b>	<b>ANG Tech/Civ</b>	<b>Grand Total</b>
ANG MC-12/RPA SOURCING						-6			-6
ANG READINESS RESET						19		3	22
ANG READINESS SOURCING						-10	-1		-11
CONSOLIDATION/REGIONALIZATION OF FUNCTIONS	1								1
DEFENSE HEALTH PROGRAM	4								4
HEADQUARTERS & OVERHEAD	-2								-2
INTELLIGENCE, SURVEILLANCE & RECONNAISSANCE	2								2
OTHER BASE SUPPORT (Non-GBS)	1								1
PREVIOUSLY ANNOUNCED CIVILIAN ACTION		-27			-1				-28
RESOURCE OPTIMIZATION	15								15
TAILORING INSTALLATION SUPPORT (GBS)	-1								-1
TOTAL FORCE INTEGRATION	52					-44			8
<b>Net FY13 Total</b>	<b>1367</b>	<b>435</b>	<b>210</b>	<b>51</b>	<b>231</b>	<b>937</b>	<b>170</b>	<b>251</b>	<b>3652</b>
<b>Percentage of change</b>	6%	-6%	0%	0%	0%	-4%	-1%	1%	0.1%

**Buckley AFB overall change percentage: .1%**





\* Buckley AFB

Manpower	Active		Reserve			Guard		
	Mil	Civ	Drill	AGR	ART/Civ	Drill	AGR	Tech/Civ
FY11 Totals	1,295	462	210	51	232	978	171	248
FY12 Change	+33	-17	0	0	+1	0	0	0
FY13 Change	+39	-10	0	0	-2	-41	-1	+3
FY13 Totals	1,367	435	210	51	231	937	170	251

Notes :  
Active Association planned with ANG F-16

MDS	F-16C/D
	Guard
FY12 Totals	23
FY13 Change	0



U.S. AIR FORCE

# Colorado

## Major Drivers at Cheyenne Mountain AFS:

FY11 Total	310	181							491
FY12 and FY13 Drivers	AD Mil	AD Civ	Res Drill	Res AGR	Res Tech/Civ	ANG Drill	ANG AGR	ANG Tech/Civ	Grand Total
DEFENSE HEALTH PROGRAM	3								3
PREVIOUSLY ANNOUNCED CIVILIAN ACTION		-5							-5
<b>Net FY13 Total</b>	<b>313</b>	<b>176</b>							<b>489</b>
<b>Percentage of change</b>	<b>1%</b>	<b>-3%</b>							<b>-0.4%</b>

**Cheyenne Mountain AFS overall change percentage: -.4%**



U.S. AIR FORCE

# Cheyenne Mountain AFS



\* Cheyenne Mountain AFS

Manpower	Active		Reserve			Guard		
	Mil	Civ	Drill	AGR	ART/Civ	Drill	AGR	Tech/Civ
FY11 Totals	310	181	0	0	0	0	0	0
FY12 Change	+3	0	0	0	0	0	0	0
FY13 Change	0	-5	0	0	0	0	0	0
FY13 Totals	313	176	0	0	0	0	0	0

Notes :

Large empty grey rectangular area for notes.

Large empty white rectangular area for notes.



U.S. AIR FORCE

# Colorado

## Major Drivers at Colorado Springs:

FY11 Total	165	95	43	13					316
FY12 and FY13 Drivers	AD Mil	AD Civ	Res Drill	Res AGR	Res Tech/Civ	ANG Drill	ANG AGR	ANG Tech/Civ	Grand Total
INTELLIGENCE, SURVEILLANCE & RECONNAISSANCE	5								5
MISC EFFICIENCIES	-1								-1
PREVIOUSLY ANNOUNCED CIVILIAN ACTION		-13							-13
<b>Net FY13 Total</b>	<b>169</b>	<b>82</b>	<b>43</b>	<b>13</b>					<b>307</b>
<b>Percentage of change</b>	2%	-14%	0%	0%					-3%

**Colorado Springs overall change percentage: -3%**





U.S. AIR FORCE

# Colorado

## Major Drivers at Denver:

<b>FY11 Total</b>	35	172	2	6	2	45	74	8	344
<b>FY12 and FY13 Drivers</b>	<b>AD Mil</b>	<b>AD Civ</b>	<b>Res Drill</b>	<b>Res AGR</b>	<b>Res Tech/Civ</b>	<b>ANG Drill</b>	<b>ANG AGR</b>	<b>ANG Tech/Civ</b>	<b>Grand Total</b>
CONSOLIDATION/REGIONALIZATION OF FUNCTIONS	8								8
HEADQUARTERS & OVERHEAD	-1								-1
PREVIOUSLY ANNOUNCED CIVILIAN ACTION		-9							-9
<b>Net FY13 Total</b>	<b>42</b>	<b>163</b>	<b>2</b>	<b>6</b>	<b>2</b>	<b>45</b>	<b>74</b>	<b>8</b>	<b>342</b>
<b>Percentage of change</b>	20%	-5%	0%	0%	0%	0%	0%	0%	-1%

**Denver overall change percentage: -1%**





U.S. AIR FORCE

# Colorado

## Major Drivers at Ft Carson:

<b>FY11 Total</b>	190	3							193
<b>FY12 and FY13 Drivers</b>	<b>AD Mil</b>	<b>AD Civ</b>	<b>Res Drill</b>	<b>Res AGR</b>	<b>Res Tech/Civ</b>	<b>ANG Drill</b>	<b>ANG AGR</b>	<b>ANG Tech/Civ</b>	<b>Grand Total</b>
BATTLEFIELD AIRMAN	31								31
EDUCATION AND TRAINING	-2								-2
PREVIOUSLY ANNOUNCED CIVILIAN ACTION		-1							-1
<b>Net FY13 Total</b>	<b>219</b>	<b>2</b>							<b>221</b>
<b>Percentage of change</b>	15%	-33%							15%
<b>Ft Carson overall change percentage: 15%</b>									







**U.S. AIR FORCE**

# Colorado

## Major Drivers at Peterson AFB:

<b>FY11 Total</b>	3005	2843	1372	63	230	18	21	10	7562
<b>FY12 and FY13 Drivers</b>	<b>AD Mil</b>	<b>AD Civ</b>	<b>Res Drill</b>	<b>Res AGR</b>	<b>Res Tech/Civ</b>	<b>ANG Drill</b>	<b>ANG AGR</b>	<b>ANG Tech/Civ</b>	<b>Grand Total</b>
CONSOLIDATION/REGIONALIZATION OF FUNCTIONS	9								9
CYBER TECHNOLOGY	40								40
DEFENSE HEALTH PROGRAM	14								14
HEADQUARTERS & OVERHEAD	-62	-1							-63
MISC EFFICIENCIES	-3								-3
OTHER BASE SUPPORT (Non-GBS)	2		2						4
PREVIOUSLY ANNOUNCED CIVILIAN ACTION		-188			6				-182
RESOURCE OPTIMIZATION	-2		1						-1
TAILORING INSTALLATION SUPPORT (GBS)	-1								-1
TOTAL FORCE INTEGRATION					1				1
<b>Net FY13 Total</b>	<b>3002</b>	<b>2654</b>	<b>1375</b>	<b>63</b>	<b>237</b>	<b>18</b>	<b>21</b>	<b>10</b>	<b>7380</b>
<b>Percentage of change</b>	0%	-7%	0%	0%	3%	0%	0%	0%	-2%

**Peterson AFB overall change percentage: -2%**



\* Peterson AFB

Manpower	Active		Reserve			Guard		
	Mil	Civ	Drill	AGR	ART/Civ	Drill	AGR	Tech/Civ
FY11 Totals	3,005	2,843	1,372	63	230	18	21	10
FY12 Change	-20	+18	+2	0	+6	0	0	0
FY13 Change	+17	-207	+1	0	+1	0	0	0
FY13 Totals	3,002	2,654	1,375	63	237	18	21	10

Notes :

Integrated Network Operations and Security Center AFRC Classic Association

Rapid Attack, Identification, Detection and Reporting System AFRC Classic Association

Active Association with AFRC C-130

MDS	C-21A	C-130H
	Guard	Reserve
FY12 Totals	2	12
FY13 Change	0	0



U.S. AIR FORCE

# Colorado

## Major Drivers at Pueblo:

FY11 Total	15		3							18
FY12 and FY13 Drivers	AD Mil	AD Civ	Res Drill	Res AGR	Res Tech/Civ	ANG Drill	ANG AGR	ANG Tech/Civ	Grand Total	
CIVILIAN-MILITARY CONVERSION	1								1	
PREVIOUSLY ANNOUNCED CIVILIAN ACTION		-1							-1	
<b>Net FY13 Total</b>	<b>16</b>	<b>2</b>							<b>18</b>	
<b>Percentage of change</b>	7%	-33%							0%	
<b>Pueblo overall change percentage: 0%</b>										





**U.S. AIR FORCE**

# Colorado

## Major Drivers at Schriever AFB:

<b>FY11 Total</b>	1486	805	278	106	23				2698
<b>FY12 and FY13 Drivers</b>	<b>AD Mil</b>	<b>AD Civ</b>	<b>Res Drill</b>	<b>Res AGR</b>	<b>Res Tech/Civ</b>	<b>ANG Drill</b>	<b>ANG AGR</b>	<b>ANG Tech/Civ</b>	<b>Grand Total</b>
CIVILIAN-MILITARY CONVERSION	-2								-2
CONSOLIDATION/REGIONALIZATION OF FUNCTIONS	1								1
DEFENSE HEALTH PROGRAM	14								14
OTHER BASE SUPPORT (Non-GBS)	1								1
PREVIOUSLY ANNOUNCED CIVILIAN ACTION		-147			4				-143
RESOURCE OPTIMIZATION	37		22	17					76
TAILORING INSTALLATION SUPPORT (GBS)	-1								-1
TOTAL FORCE INTEGRATION			78	23	2				103
<b>Net FY13 Total</b>	<b>1536</b>	<b>658</b>	<b>378</b>	<b>146</b>	<b>29</b>				<b>2747</b>
<b>Percentage of change</b>	3%	-18%	36%	38%	26%				2%
<b>Schriever AFB overall change percentage: 2%</b>									



U.S. AIR FORCE

# Schriever AFB



\* Schriever AFB

Manpower	Active		Reserve			Guard		
	Mil	Civ	Drill	AGR	ART/Civ	Drill	AGR	Tech/Civ
FY11 Totals	1,486	805	278	106	23	0	0	0
FY12 Change	+29	-50	+44	+17	+5	0	0	0
FY13 Change	+21	-97	+56	+23	+1	0	0	0
FY13 Totals	1,536	658	378	146	29	0	0	0

Notes :

Space Missions AFRC Classic Association

Space Ops Center AFRC Classic Association

Space Test and Training Range AFRC Classic Association



**U.S. AIR FORCE**

# Colorado

## Major Drivers at United States Air Force Academy:

<b>FY11 Total</b>	1691	1578	30	15					3314
<b>FY12 and FY13 Drivers</b>	<b>AD Mil</b>	<b>AD Civ</b>	<b>Res Drill</b>	<b>Res AGR</b>	<b>Res Tech/Civ</b>	<b>ANG Drill</b>	<b>ANG AGR</b>	<b>ANG Tech/Civ</b>	<b>Grand Total</b>
CIVILIAN-MILITARY CONVERSION	0								0
CONSOLIDATION/REGIONALIZATION OF FUNCTIONS	1								1
DEFENSE HEALTH PROGRAM	-2								-2
EDUCATION AND TRAINING	1								1
MISC EFFICIENCIES	-6								-6
OTHER BASE SUPPORT (Non-GBS)	1								1
PREVIOUSLY ANNOUNCED CIVILIAN ACTION		-67							-67
RESOURCE OPTIMIZATION	5								5
<b>Net FY13 Total</b>	<b>1691</b>	<b>1511</b>	<b>30</b>	<b>15</b>					<b>3247</b>
<b>Percentage of change</b>	0%	-4%	0%	0%					-2%

**USAF Academy overall change percentage: -2%**





U.S. AIR FORCE

# USAF Academy

\* USAF Academy

Manpower	Active		Reserve			Guard		
	Mil	Civ	Drill	AGR	ART/Civ	Drill	AGR	Tech/Civ
FY11 Totals	1,691	1,578	30	15	0	0	0	0
FY12 Change	+1	-52	0	0	0	0	0	0
FY13 Change	-1	-15	0	0	0	0	0	0
FY13 Totals	1,691	1,511	30	15	0	0	0	0

Notes :  
 AV Training AFRC Classic Association

MDS	T-51A	T-53A	TG-10B	TG-15A	TG-15B	TG-16A
	Active	Active	Active	Active	Active	Active
FY12 Totals	3	25	8	2	3	19
FY13 Change	0	0	-8	0	0	0

MDS	T-41D	UV-18
	Active	Active
FY12 Totals	4	3
FY13 Change	0	0



**U.S. AIR FORCE**

# Connecticut

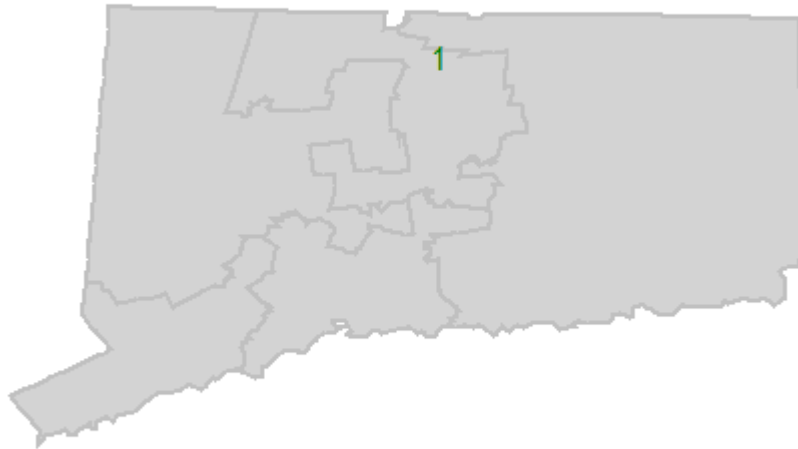
<b>FY11 Total</b>	24	11	3	1067	103	238	1446		
<b>FY12 and FY13 Drivers</b>	<b>Res</b>							<b>Grand Total</b>	
	<b>AD Mil</b>	<b>AD Civ</b>	<b>Res Drill</b>	<b>Res AGR</b>	<b>Tech/Civ</b>	<b>ANG Drill</b>	<b>ANG AGR</b>	<b>ANG Tech/Civ</b>	
ANG MC-12/RPA Growth						345	35	67	447
ANG MC-12/RPA SOURCING						-127	-16	-19	-162
ANG READINESS SOURCING						-6			-6
FORCE STRUCTURE CHANGE (Tied to iron change only)						-199	-26	-53	-278
<b>New FY13 Total</b>	<b>24</b>	<b>11</b>		<b>3</b>		<b>1080</b>	<b>96</b>	<b>233</b>	<b>1447</b>
Percentage of change				0%		1%	-7%	-2%	0.1%

**Connecticut overall change percentage: .1%**



U.S. AIR FORCE

# Connecticut



Senators			
Joseph Lieberman ( I )		Richard Blumenthal ( D )	
Map	Base	District	Representative
1	Bradley AGS	01	John B. Larson ( D )

Manpower	Active		Reserve			Guard		
	Mil	Civ	Drill	AGR	ART/Civ	Drill	AGR	Tech/Civ
FY11 Totals	24	11	0	3	0	1,067	103	238
FY12 Change	0	0	0	0	0	0	0	0
FY13 Change	0	0	0	0	0	+13	-7	-5
FY13 Totals	24	11	0	3	0	1,080	96	233

Note: All authorized manpower within the state is shown on this summary page, i.e. manpower at support sites, recruiting stations, etc., is included

Legend: ● Active ● Reserve ● Guard ● Other



**U.S. AIR FORCE**

# Connecticut

## Major Drivers at Bradley AGS :

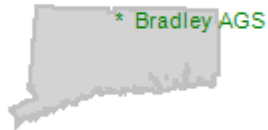
<b>FY11 Total</b>						827	79	196	1102
<b>FY12 and FY13 Drivers</b>	<b>AD Mil</b>	<b>AD Civ</b>	<b>Res Drill</b>	<b>Res AGR</b>	<b>Res Tech/Civ</b>	<b>ANG Drill</b>	<b>ANG AGR</b>	<b>ANG Tech/Civ</b>	<b>Grand Total</b>
ANG MC-12/RPA Growth						345	35	67	447
ANG MC-12/RPA SOURCING						-127	-16	-19	-162
ANG READINESS SOURCING						-6			-6
FORCE STRUCTURE CHANGE (Tied to iron change only)						-199	-26	-53	-278
<b>Net FY13 Total</b>						<b>840</b>	<b>72</b>	<b>191</b>	<b>1103</b>
<b>Percentage of change</b>						2%	-9%	-3%	0.1%

**Bradley AGS overall change percentage: .1%**



U.S. AIR FORCE

# Bradley AGS



Manpower	Active		Reserve			Guard		
	Mil	Civ	Drill	AGR	ART/Civ	Drill	AGR	Tech/Civ
FY11 Totals	0	0	0	0	0	827	79	196
FY12 Change	0	0	0	0	0	0	0	0
FY13 Change	0	0	0	0	0	+13	-7	-5
FY13 Totals	0	0	0	0	0	840	72	191

Notes :

C-27J aircraft will not replace the C-21 bridge mission. C-21 aircraft retired through a prior budget action.

9 to 11 MC-12W planned to begin bed down in FY14

MDS	C-21A
	Guard
FY12 Totals	8
FY13 Change	-8



**U.S. AIR FORCE**

# Delaware

<b>FY11 Total</b>	3347	762	1537	7	263	983	108	175	7182
<b>FY12 and FY13 Drivers</b>	Res								<b>Grand Total</b>
	<b>AD Mil</b>	<b>AD Civ</b>	<b>Res Drill</b>	<b>Res AGR</b>	<b>Tech/Civ</b>	<b>ANG Drill</b>	<b>ANG AGR</b>	<b>ANG Tech/Civ</b>	
AGE MANPOWER STANDARDS APPLICATION	-2								-2
ANG MC-12/RPA SOURCING						-2			-2
ANG READINESS RESET								3	3
ANG READINESS SOURCING						-6	-3		-9
CIVILIAN-MILITARY CONVERSION	3								3
CONSOLIDATION/REGIONALIZATION OF FUNCTIONS	4								4
DEFENSE HEALTH PROGRAM	-11								-11
EDUCATION AND TRAINING	4								4
HEADQUARTERS & OVERHEAD	-7		1						-6
OTHER BASE SUPPORT (Non-GBS)	2		2						4
PREVIOUSLY ANNOUNCED CIVILIAN ACTION		-39			1				-38
RESOURCE OPTIMIZATION	20								20
TAILORING INSTALLATION SUPPORT (GBS)	-2								-2
TOTAL FORCE INTEGRATION					1				1
<b>New FY13 Total</b>	<b>3358</b>	<b>723</b>	<b>1540</b>	<b>7</b>	<b>265</b>	<b>975</b>	<b>105</b>	<b>178</b>	<b>7151</b>
Percentage of change	0%	-5%	0%	0%	1%	-1%	-3%	2%	-0.4%

**Delaware overall change percentage: -.4%**



Senators			
Tom Carper ( D )		Christopher A. Coons ( D )	
Map	Base	District	Representative
1	Dover AFB	01	John C. Carney Jr. ( D )
2	New Castle AGS	01	John C. Carney Jr. ( D )

Manpower	Active		Reserve			Guard		
	Mil	Civ	Drill	AGR	ART/Civ	Drill	AGR	Tech/Civ
FY11 Totals	3,347	762	1,537	7	263	983	108	175
FY12 Change	+17	-29	+1	0	+1	0	0	0
FY13 Change	-6	-10	+2	0	+1	-8	-3	+3
FY13 Totals	3,358	723	1,540	7	265	975	105	178

Note: All authorized manpower within the state is shown on this summary page, i.e. manpower at support sites, recruiting stations, etc., is included

Legend: ● Active ● Reserve ● Guard ● Other



**U.S. AIR FORCE**

# Delaware

## Major Drivers at Dover AFB:

<b>FY11 Total</b>	3340	762	1537	6	263		1		5909
<b>FY12 and FY13 Drivers</b>	<b>AD Mil</b>	<b>AD Civ</b>	<b>Res Drill</b>	<b>Res AGR</b>	<b>Res Tech/Civ</b>	<b>ANG Drill</b>	<b>ANG AGR</b>	<b>ANG Tech/Civ</b>	<b>Grand Total</b>
AGE MANPOWER STANDARDS APPLICATION	-2								-2
CIVILIAN-MILITARY CONVERSION	3								3
CONSOLIDATION/REGIONALIZATION OF FUNCTIONS	4								4
DEFENSE HEALTH PROGRAM	-11								-11
EDUCATION AND TRAINING	4								4
HEADQUARTERS & OVERHEAD	-7		1						-6
OTHER BASE SUPPORT (Non-GBS)	2		2						4
PREVIOUSLY ANNOUNCED CIVILIAN ACTION		-39			1				-38
RESOURCE OPTIMIZATION	20								20
TAILORING INSTALLATION SUPPORT (GBS)	-2								-2
TOTAL FORCE INTEGRATION					1				1
<b>Net FY13 Total</b>	<b>3351</b>	<b>723</b>	<b>1540</b>	<b>6</b>	<b>265</b>		<b>1</b>		<b>5886</b>
<b>Percentage of change</b>	0%	-5%	0%	0%	1%		0%		-0.4%
<b>Dover AFB overall change percentage: -.4%</b>									





U.S. AIR FORCE

# Dover AFB



Manpower	Active		Reserve			Guard		
	Mil	Civ	Drill	AGR	ART/Civ	Drill	AGR	Tech/Civ
FY11 Totals	3,340	762	1,537	6	263	0	1	0
FY12 Change	+17	-29	+1	0	+1	0	0	0
FY13 Change	-6	-10	+2	0	+1	0	0	0
FY13 Totals	3,351	723	1,540	6	265	0	1	0

Notes :

C-5 AFRC Classic Association

C-17 AFRC Classic Association

MDS	C-17A	C-5B	C-5M
	Active	Active	Active
FY12 Totals	12	8	12
FY13 Change	0	-4	+4



**U.S. AIR FORCE**

# Delaware

## Major Drivers at New Castle AGS:

<b>FY11 Total</b>						983	107	175	1265
<b>FY12 and FY13 Drivers</b>	<b>AD Mil</b>	<b>AD Civ</b>	<b>Res Drill</b>	<b>Res AGR</b>	<b>Res Tech/Civ</b>	<b>ANG Drill</b>	<b>ANG AGR</b>	<b>ANG Tech/Civ</b>	<b>Grand Total</b>
ANG MC-12/RPA SOURCING						-2			-2
ANG READINESS RESET								3	3
ANG READINESS SOURCING						-6	-3		-9
<b>Net FY13 Total</b>						<b>975</b>	<b>104</b>	<b>178</b>	<b>1257</b>
<b>Percentage of change</b>						-1%	-3%	2%	-1%
<b>New Castle AGS overall change percentage: -1%</b>									



U.S. AIR FORCE

# New Castle AGS



Manpower	Active		Reserve			Guard		
	Mil	Civ	Drill	AGR	ART/Civ	Drill	AGR	Tech/Civ
FY11 Totals	0	0	0	0	0	983	107	175
FY12 Change	0	0	0	0	0	0	0	0
FY13 Change	0	0	0	0	0	-8	-3	+3
FY13 Totals	0	0	0	0	0	975	104	178

Notes :

MDS	C-130H
	Guard
FY12 Totals	8
FY13 Change	0



**U.S. AIR FORCE**

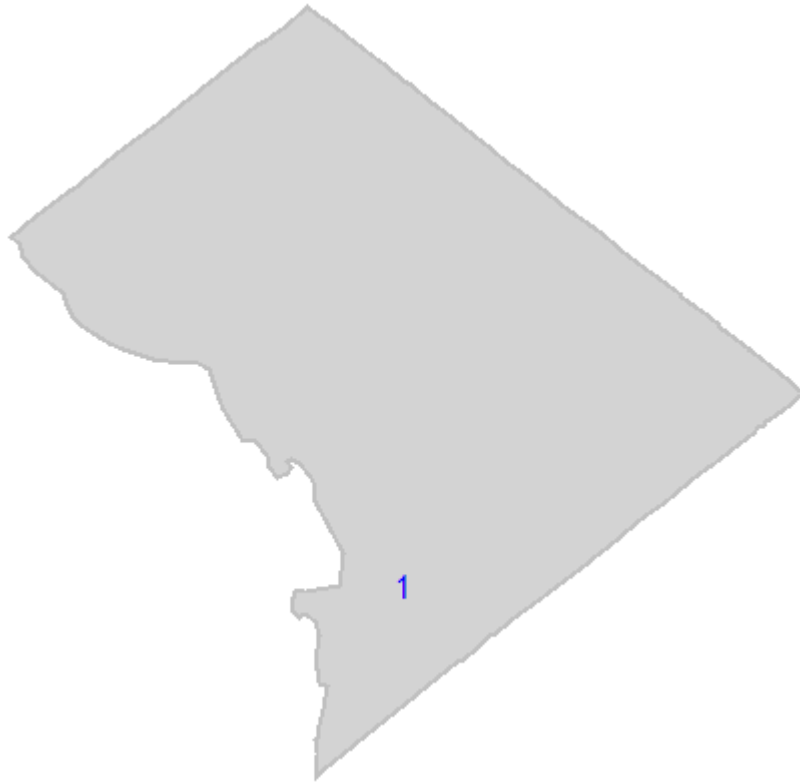
# District of Columbia

<b>FY11 Total</b>	<b>2102</b>	<b>678</b>	<b>38</b>	<b>4</b>	<b>1013</b>	<b>307</b>	<b>275</b>	<b>4417</b>	
<b>FY12 and FY13 Drivers</b>	<b>AD Mil</b>	<b>AD Civ</b>	<b>Res Drill</b>	<b>Res AGR</b>	<b>Res Tech/Civ</b>	<b>ANG Drill</b>	<b>ANG AGR</b>	<b>ANG Tech/Civ</b>	<b>Grand Total</b>
ANG MC-12/RPA SOURCING						-6			-6
ANG READINESS RESET								2	2
DEFENSE HEALTH PROGRAM	-54								-54
HEADQUARTERS & OVERHEAD	-6								-6
INTELLIGENCE, SURVEILLANCE & RECONNAISSANCE		-25							-25
JOINT BASING/TRANSFER TO NAVY	-262								-262
MISC EFFICIENCIES	-28								-28
PREVIOUSLY ANNOUNCED CIVILIAN ACTION		-76							-76
RESOURCE OPTIMIZATION	0			-2					-2
<b>New FY13 Total</b>	<b>1752</b>	<b>577</b>		<b>36</b>	<b>4</b>	<b>1007</b>	<b>307</b>	<b>277</b>	<b>3960</b>
Percentage of change	-17%	-15%		-5%	0%	-1%	0%	1%	-10%
<b>District of Columbia overall change percentage: -10%</b>									



U.S. AIR FORCE

# District of Columbia



Senators			
Map	Base	District	Representative
1	JB Anacostia-Bolling	NV	Eleanor Holmes Norton ( D )

Manpower	Active		Reserve			Guard		
	Mil	Civ	Drill	AGR	ART/Civ	Drill	AGR	Tech/Civ
FY11 Totals	2,102	678	0	38	4	1,013	307	275
FY12 Change	-99	-75	0	0	0	0	0	0
FY13 Change	-251	-26	0	-2	0	-6	0	+2
FY13 Totals	1,752	577	0	36	4	1,007	307	277

Note: All authorized manpower within the state is shown on this summary page, i.e. manpower at support sites, recruiting stations, etc., is included

Legend: ● Active ● Reserve ● Guard ● Other



**U.S. AIR FORCE**

# District of Columbia

## Major Drivers at District of Columbia ANG:

<b>FY11 Total</b>					1013	266	274	1553	
<b>FY12 and FY13 Drivers</b>	<b>AD Mil</b>	<b>AD Civ</b>	<b>Res Drill</b>	<b>Res AGR</b>	<b>Res Tech/Civ</b>	<b>ANG Drill</b>	<b>ANG AGR</b>	<b>ANG Tech/Civ</b>	<b>Grand Total</b>
ANG MC-12/RPA SOURCING						-6			-6
ANG READINESS RESET								2	2
<b>Net FY13 Total</b>						<b>1007</b>	<b>266</b>	<b>276</b>	<b>1549</b>
Percentage of change						-1%	0%	1%	-0.3%
<b>District of Columbia ANG overall change percentage: -.3%</b>									





**U.S. AIR FORCE**

# District of Columbia

## Major Drivers at JB Anacostia-Bolling:

<b>FY11 Total</b>	1374	596		30	4		40	1	2045
<b>FY12 and FY13 Drivers</b>	<b>AD Mil</b>	<b>AD Civ</b>	<b>Res Drill</b>	<b>Res AGR</b>	<b>Res Tech/Civ</b>	<b>ANG Drill</b>	<b>ANG AGR</b>	<b>ANG Tech/Civ</b>	<b>Grand Total</b>
DEFENSE HEALTH PROGRAM	-3								-3
HEADQUARTERS & OVERHEAD	-6								-6
INTELLIGENCE, SURVEILLANCE & RECONNAISSANCE		-25							-25
JOINT BASING	-262								-262
MISC EFFICIENCIES	-28								-28
PREVIOUSLY ANNOUNCED CIVILIAN ACTION		-76							-76
RESOURCE OPTIMIZATION	0			-1					-1
<b>Net FY13 Total</b>	<b>1075</b>	<b>495</b>		<b>29</b>	<b>4</b>		<b>40</b>	<b>1</b>	<b>1644</b>
Percentage of change	-22%	-17%		-3%	0%		0%	0%	-20%

**JB Anacostia-Bolling overall change percentage: -20%**





U.S. AIR FORCE

# JB Anacostia-Bolling



JB Anacostia-Bolling

Manpower	Active		Reserve			Guard		
	Mil	Civ	Drill	AGR	ART/Civ	Drill	AGR	Tech/Civ
FY11 Totals	1,374	596	0	30	4	0	40	1
FY12 Change	-48	-75	0	0	0	0	0	0
FY13 Change	-251	-26	0	-1	0	0	0	0
FY13 Totals	1,075	495	0	29	4	0	40	1

Notes :

Empty notes area for FY13 data.

Empty notes area for FY11-12 data.



U.S. AIR FORCE

# District of Columbia

## Major Drivers at Walter Reed AMC:

<b>FY11 Total</b>	57								57
<b>FY12 and FY13 Drivers</b>	<b>AD Mil</b>	<b>AD Civ</b>	<b>Res Drill</b>	<b>Res AGR</b>	<b>Res Tech/Civ</b>	<b>ANG Drill</b>	<b>ANG AGR</b>	<b>ANG Tech/Civ</b>	<b>Grand Total</b>
DEFENSE HEALTH PROGRAM	-51								-51
<b>Net FY13 Total</b>	<b>6</b>								<b>6</b>
Percentage of change	-89%								-89%
<b>Walter Reed AMC overall change percentage: -89%</b>									





**U.S. AIR FORCE**

# District of Columbia

## Major Drivers at Washington:

<b>FY11 Total</b>	617	56		6					679
<b>FY12 and FY13 Drivers</b>	<b>AD Mil</b>	<b>AD Civ</b>	<b>Res Drill</b>	<b>Res AGR</b>	<b>Res Tech/Civ</b>	<b>ANG Drill</b>	<b>ANG AGR</b>	<b>ANG Tech/Civ</b>	<b>Grand Total</b>
RESOURCE OPTIMIZATION				-1					-1
<b>Net FY13 Total</b>	<b>617</b>	<b>56</b>		<b>5</b>					<b>678</b>
Percentage of change	0%	0%		-17%					-0.1%
<b>Washington overall change: -.1%</b>									





**U.S. AIR FORCE**

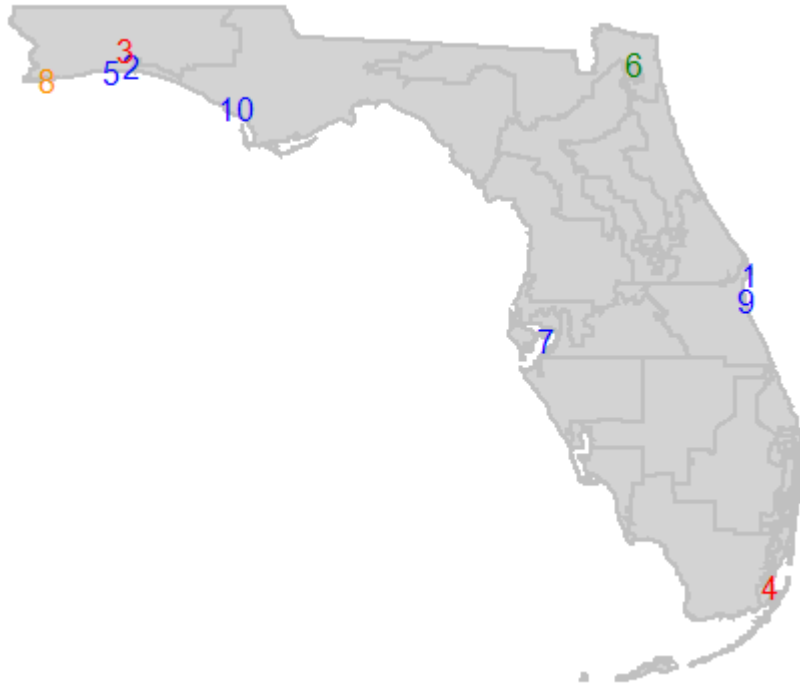
# Florida

<b>FY11 Total</b>	19981	11117	4600	185	1355	1470	652	562	39922
<b>FY12 and FY13 Drivers</b>	<b>Res</b>								<b>Grand Total</b>
	<b>AD Mil</b>	<b>AD Civ</b>	<b>Res Drill</b>	<b>Res AGR</b>	<b>Tech/Civ</b>	<b>ANG Drill</b>	<b>ANG AGR</b>	<b>ANG Tech/Civ</b>	
ACQUISITION (INCLUDES PROGRAM OFFICES)	-12								-12
AGE MANPOWER STANDARDS APPLICATION	-1								-1
ANG MC-12/RPA SOURCING						-109	-8	-9	-126
ANG READINESS RESET						19		2	21
ANG READINESS SOURCING						-4	-3		-7
BATTLEFIELD AIRMAN	62								62
CIVILIAN-MILITARY CONVERSION	22	-1							21
COMMAND AND CONTROL	-333								-333
CONSOLIDATION/REGIONALIZATION OF FUNCTIONS	15	-1							14
DEFENSE HEALTH PROGRAM	-85								-85
EDUCATION AND TRAINING	17								17
FORCE STRUCTURE CHANGE (Tied to iron change only)	456								456
FORCE STRUCTURE TEST AND EVALUATION	25	2							27
HEADQUARTERS & OVERHEAD	-58	-12	13	-2					-59
INTELLIGENCE, SURVEILLANCE & RECONNAISSANCE	29								29
MISC EFFICIENCIES	-31								-31
OTHER BASE SUPPORT (Non-GBS)	5	5	5						15
PREVIOUSLY ANNOUNCED CIVILIAN ACTION		382			-4			-47	331
RESOURCE OPTIMIZATION	102	6	5		-1				112
TAILORING INSTALLATION SUPPORT (GBS)	5								5
TOTAL FORCE INTEGRATION	164		13		11				188
<b>New FY13 Total</b>	<b>20363</b>	<b>11498</b>	<b>4636</b>	<b>183</b>	<b>1361</b>	<b>1376</b>	<b>641</b>	<b>508</b>	<b>40566</b>
Percentage of change	2%	3%	1%	-1%	0%	-6%	-2%	-10%	2%
<b>Florida overall change percentage: 2%</b>									



U.S. AIR FORCE

# Florida



Senators	
Bill Nelson ( D )	Marco Rubio ( R )

Map	Base	District	Representative
1	Cape Canaveral AFS	15	Bill Posey ( R )
2	Eglin AFB	01	Jeff Miller ( R )
3	Eglin AFB Aux Field 3	01	Jeff Miller ( R )
4	Homestead JAB	18	Ileana Ros-Lehtinen ( R )
5	Hurlburt Field	01	Jeff Miller ( R )
6	Jacksonville AGS	04	Ander Crenshaw ( R )
7	MacDill AFB	11	Kathy Castor ( D )
8	NAS Pensacola	01	Jeff Miller ( R )
9	Patrick AFB	15	Bill Posey ( R )
10	Tyndall AFB	02	Steve Southerland II ( R )

Manpower	Active		Reserve			Guard		
	Mil	Civ	Drill	AGR	ART/Civ	Drill	AGR	Tech/Civ
FY11 Totals	19,981	11,117	4,600	185	1,355	1,470	652	562
FY12 Change	+620	+588	+4	-2	+2	0	0	-47
FY13 Change	-238	-207	+32	0	+4	-94	-11	-7
FY13 Totals	20,363	11,498	4,636	183	1,361	1,376	641	508

Note: All authorized manpower within the state is shown on this summary page, i.e. manpower at support sites, recruiting stations, etc., is included

Legend: ● Active ● Reserve ● Guard ● Other



U.S. AIR FORCE

# Florida

## Major Drivers at Avon Park:

FY11 Total	33								33
FY12 and FY13 Drivers	AD Mil	AD Civ	Res Drill	Res AGR	Res Tech/Civ	ANG Drill	ANG AGR	ANG Tech/Civ	Grand Total
PREVIOUSLY ANNOUNCED CIVILIAN ACTION		-1							-1
Net FY13 Total		32							32
Percentage of change		-3%							-3%
<b>Avon Park overall change percentage: -3%</b>									







U.S. AIR FORCE

# Florida

## Major Drivers at Cape Canaveral AFS:

FY11 Total	173	468				105	8	9	763
FY12 and FY13 Drivers	AD Mil	AD Civ	Res Drill	Res AGR	Res Tech/Civ	ANG Drill	ANG AGR	ANG Tech/Civ	Grand Total
ANG MC-12/RPA SOURCING						-105	-8	-9	-122
PREVIOUSLY ANNOUNCED CIVILIAN ACTION		203							203
<b>Net FY13 Total</b>	<b>173</b>	<b>671</b>				<b>0</b>	<b>0</b>	<b>0</b>	<b>844</b>
Percentage of change	0%	43%				-100%	-100%	-100%	11%

**Cape Canaveral AFS overall change percentage: 11%**



U.S. AIR FORCE

# Cape Canaveral AFS



Manpower	Active		Reserve			Guard		
	Mil	Civ	Drill	AGR	ART/Civ	Drill	AGR	Tech/Civ
FY11 Totals	173	468	0	0	0	105	8	9
FY12 Change	0	+225	0	0	0	0	0	0
FY13 Change	0	-22	0	0	0	-105	-8	-9
FY13 Totals	173	671	0	0	0	0	0	0

Notes :

Empty notes area for text input.

Empty notes area for text input.



**U.S. AIR FORCE**

# Florida

## Major Drivers at Eglin AFB:

<b>FY11 Total</b>	5390	4526	46	1	24		2		9989
<b>FY12 and FY13 Drivers</b>	<b>AD Mil</b>	<b>AD Civ</b>	<b>Res Drill</b>	<b>Res AGR</b>	<b>Res Tech/Civ</b>	<b>ANG Drill</b>	<b>ANG AGR</b>	<b>ANG Tech/Civ</b>	<b>Grand Total</b>
ACQUISITION (INCLUDES PROGRAM OFFICES)	-12								-12
CIVILIAN-MILITARY CONVERSION	10	-1							9
COMMAND AND CONTROL	-333								-333
CONSOLIDATION/REGIONALIZATION OF FUNCTIONS	7								7
DEFENSE HEALTH PROGRAM	-50								-50
FORCE STRUCTURE CHANGE (Tied to iron change only)	260								260
FORCE STRUCTURE TEST AND EVALUATION	23	2							25
HEADQUARTERS & OVERHEAD	-5								-5
MISC EFFICIENCIES	-28								-28
OTHER BASE SUPPORT (Non-GBS)	1	5							6
PREVIOUSLY ANNOUNCED CIVILIAN ACTION		-5							-5
RESOURCE OPTIMIZATION	32	5							37
TAILORING INSTALLATION SUPPORT (GBS)	-3								-3
<b>Net FY13 Total</b>	<b>5292</b>	<b>4532</b>	<b>46</b>	<b>1</b>	<b>24</b>		<b>2</b>		<b>9897</b>
Percentage of change	-2%	0%	0%	0%	0%		0%		-1%

**Eglin AFB overall change percentage: -1%**



U.S. AIR FORCE

# Eglin AFB

\* Eglin AFB



Manpower	Active		Reserve			Guard		
	Mil	Civ	Drill	AGR	ART/Civ	Drill	AGR	Tech/Civ
FY11 Totals	5,390	4,526	46	1	24	0	2	0
FY12 Change	+172	+112	0	0	0	0	0	0
FY13 Change	-270	-106	0	0	0	0	0	0
FY13 Totals	5,292	4,532	46	1	24	0	2	0

Notes :

MC-130P aircraft retired based on prior budget action

AFRC Test Wing Classic Association

MDS	F-16C/D	A-10C	F-15C/D	T-38	MC-130J	HH-60G
	Active	Active	Active	Active	Active	Active
FY12 Totals	17	2	10	4	0	1
FY13 Change	0	0	+2	0	+7	0

MDS	F-35A	MC-130P	F-15E	UH-1N
	Active	Active	Active	Active
FY12 Totals	9	7	6	2
FY13 Change	+11	-5	0	0



U.S. AIR FORCE

# Florida

## Major Drivers at Eglin AFB Aux Field 3:

<b>FY11 Total</b>	3		1056		13		261		1333	
<b>FY12 and FY13 Drivers</b>	<b>AD Mil</b>	<b>AD Civ</b>	<b>Res Drill</b>	<b>Res AGR</b>	<b>Res Tech/Civ</b>	<b>ANG Drill</b>	<b>ANG AGR</b>	<b>ANG Tech/Civ</b>	<b>Grand Total</b>	
HEADQUARTERS & OVERHEAD			2						2	
PREVIOUSLY ANNOUNCED CIVILIAN ACTION					-8				-8	
TOTAL FORCE INTEGRATION					3				3	
<b>Net FY13 Total</b>	<b>3</b>		<b>1058</b>	<b>13</b>	<b>256</b>				<b>1330</b>	
Percentage of change	0%		0%	0%	-2%				-0.2%	

**Eglin AFB Aux Field 3 overall change percentage: -.2%**



U.S. AIR FORCE

# Eglin AFB Aux Field 3

\* Eglin AFB Aux Field 3



Manpower	Active		Reserve			Guard		
	Mil	Civ	Drill	AGR	ART/Civ	Drill	AGR	Tech/Civ
FY11 Totals	3	0	1,056	13	261	0	0	0
FY12 Change	0	0	0	0	-7	0	0	0
FY13 Change	0	0	+2	0	+2	0	0	0
FY13 Totals	3	0	1,058	13	256	0	0	0

Notes :

MC-130E aircraft retired based on a prior budget action

MDS	MC-130E
	Reserve
FY12 Totals	5
FY13 Change	-5



**U.S. AIR FORCE**

# Florida

## Major Drivers at Homestead JAB

<b>FY11 Total</b>	47	1	1435	66	564		25		2138
<b>FY12 and FY13 Drivers</b>	<b>AD Mil</b>	<b>AD Civ</b>	<b>Res Drill</b>	<b>Res AGR</b>	<b>Res Tech/Civ</b>	<b>ANG Drill</b>	<b>ANG AGR</b>	<b>ANG Tech/Civ</b>	<b>Grand Total</b>
OTHER BASE SUPPORT (Non-GBS)			2						2
PREVIOUSLY ANNOUNCED CIVILIAN ACTION					2				2
RESOURCE OPTIMIZATION					-3				-3
TOTAL FORCE INTEGRATION	164		-41		-10				113
<b>Net FY13 Total</b>	<b>211</b>	<b>1</b>	<b>1396</b>	<b>66</b>	<b>553</b>		<b>25</b>		<b>2252</b>
Percentage of change	349%	0%	-3%	0%	-2%		0%		5%
<b>Homestead JAB overall change percentage: 5%</b>									





U.S. AIR FORCE

# Homestead JAB



Manpower	Active		Reserve			Guard		
	Mil	Civ	Drill	AGR	ART/Civ	Drill	AGR	Tech/Civ
FY11 Totals	47	1	1,435	66	564	0	25	0
FY12 Change	+49	0	+1	0	+2	0	0	0
FY13 Change	+115	0	-40	0	-13	0	0	0
FY13 Totals	211	1	1,396	66	553	0	25	0

Notes :

Active Association planned with AFRC F-16

MDS	F-16C/D
	Reserve
FY12 Totals	25
FY13 Change	0



**U.S. AIR FORCE**

# Florida

## Major Drivers at Hurlburt Field:

<b>FY11 Total</b>	6824	1564	359	13	61		3		8824
<b>FY12 and FY13 Drivers</b>	<b>AD Mil</b>	<b>AD Civ</b>	<b>Res Drill</b>	<b>Res AGR</b>	<b>Res Tech/Civ</b>	<b>ANG Drill</b>	<b>ANG AGR</b>	<b>ANG Tech/Civ</b>	<b>Grand Total</b>
BATTLEFIELD AIRMAN	62								62
CIVILIAN-MILITARY CONVERSION	10								10
CONSOLIDATION/REGIONALIZATION OF FUNCTIONS	0								0
DEFENSE HEALTH PROGRAM	2								2
EDUCATION AND TRAINING	17								17
FORCE STRUCTURE CHANGE (Tied to iron change only)	14								14
FORCE STRUCTURE TEST AND EVALUATION	2								2
HEADQUARTERS & OVERHEAD	-44	-1		-2					-47
INTELLIGENCE, SURVEILLANCE & RECONNAISSANCE	29								29
OTHER BASE SUPPORT (Non-GBS)	1								1
PREVIOUSLY ANNOUNCED CIVILIAN ACTION		51							51
RESOURCE OPTIMIZATION	68								68
TAILORING INSTALLATION SUPPORT (GBS)	-1								-1
TOTAL FORCE INTEGRATION			54		9				63
<b>Net FY13 Total</b>	<b>6984</b>	<b>1614</b>	<b>413</b>	<b>11</b>	<b>70</b>		<b>3</b>		<b>9095</b>
Percentage of change	2%	3%	15%	-15%	15%		0%		3%

**Hurlburt Field overall change percentage: 3%**



U.S. AIR FORCE

# Hurlburt Field

\* Hurlburt Field



Manpower	Active		Reserve			Guard		
	Mil	Civ	Drill	AGR	ART/Civ	Drill	AGR	Tech/Civ
FY11 Totals	6,824	1,564	359	13	61	0	3	0
FY12 Change	+242	+60	0	-2	0	0	0	0
FY13 Change	-82	-10	+54	0	+9	0	0	0
FY13 Totals	6,984	1,614	413	11	70	0	3	0

Notes :

Special Operations Intelligence Classic Association planned

C-130E aircraft retired based on a prior budget action

RED HORSE AFRC Classic Association

AFSOC Training Center AFRC Classic Association

Air and Space Operations Center AFRC Classic Association

MDS	CV-22	UH-1N	AC-130U	C-130E	MC-130H
	Active	Active	Active	Active	Active
FY12 Totals	18	4	17	2	9
FY13 Change	+3	0	0	-2	0



**U.S. AIR FORCE**

# Florida

## Major Drivers at Jacksonville AGS:

<b>FY11 Total</b>	19	1	844	128	265		1		1258
<b>FY12 and FY13 Drivers</b>	<b>AD Mil</b>	<b>AD Civ</b>	<b>ANG Drill</b>	<b>ANG AGR</b>	<b>ANG Tech/Civ</b>	<b>Res Drill</b>	<b>Res AGR</b>	<b>Res Tech/Civ</b>	<b>Grand Total</b>
ANG MC-12/RPA SOURCING			-4						-4
ANG READINESS RESET			19		2				21
ANG READINESS SOURCING			-4	-3					-7
FORCE STRUCTURE TEST AND EVALUATION	-1								-1
<b>Net FY13 Total</b>	<b>18</b>	<b>1</b>	<b>855</b>	<b>125</b>	<b>267</b>		<b>1</b>		<b>1267</b>
Percentage of change	-5%	0%	1%	-2%	1%		0%		1%
<b>Jacksonville AGS overall change percentage: 1%</b>									



U.S. AIR FORCE

# Jacksonville AGS



Manpower	Active		Reserve			Guard		
	Mil	Civ	Drill	AGR	ART/Civ	Drill	AGR	Tech/Civ
FY11 Totals	19	1	0	1	0	844	128	265
FY12 Change	-1	0	0	0	0	0	0	0
FY13 Change	0	0	0	0	0	+11	-3	+2
FY13 Totals	18	1	0	1	0	855	125	267

Notes :

1 RC-26 planned to retire in FY15

MDS	F-15C/D	RC-26B
	Guard	Guard
FY12 Totals	21	1
FY13 Change	0	0



**U.S. AIR FORCE**

# Florida

## Major Drivers at MacDill AFB:

<b>FY11 Total</b>	3515	2082	787	17	188	173	24	10	6796
<b>FY12 and FY13 Drivers</b>	<b>AD Mil</b>	<b>AD Civ</b>	<b>Res Drill</b>	<b>Res AGR</b>	<b>Res Tech/Civ</b>	<b>ANG Drill</b>	<b>ANG AGR</b>	<b>ANG Tech/Civ</b>	<b>Grand Total</b>
AGE MANPOWER STANDARDS APPLICATION	-1								-1
CIVILIAN-MILITARY CONVERSION	1								1
CONSOLIDATION/REGIONALIZATION OF FUNCTIONS	11								11
DEFENSE HEALTH PROGRAM	-19								-19
HEADQUARTERS & OVERHEAD			5						5
OTHER BASE SUPPORT (Non-GBS)	3		2						5
PREVIOUSLY ANNOUNCED CIVILIAN ACTION		2			1				3
RESOURCE OPTIMIZATION	4		2						6
TAILORING INSTALLATION SUPPORT (GBS)	15								15
TOTAL FORCE INTEGRATION					1				1
<b>Net FY13 Total</b>	<b>3529</b>	<b>2084</b>	<b>796</b>	<b>17</b>	<b>190</b>	<b>173</b>	<b>24</b>	<b>10</b>	<b>6823</b>
Percentage of change	0%	0%	1%	0%	1%	0%	0%	0%	0%

**MacDill AFB overall change percentage: 0%**



U.S. AIR FORCE

# MacDill AFB



Manpower	Active		Reserve			Guard		
	Mil	Civ	Drill	AGR	ART/Civ	Drill	AGR	Tech/Civ
FY11 Totals	3,515	2,082	787	17	188	173	24	10
FY12 Change	+13	+4	+3	0	+1	0	0	0
FY13 Change	+1	-2	+6	0	+1	0	0	0
FY13 Totals	3,529	2,084	796	17	190	173	24	10

Notes :

KC-135 AFRC Classic Association

MDS	KC-135R/T	C-37
	Active	Active
FY12 Totals	16	3
FY13 Change	0	0



U.S. AIR FORCE

# Florida

## Major Drivers at Melbourne:

FY11 Total	38	14		2					54
FY12 and FY13 Drivers	AD Mil	AD Civ	Res Drill	Res AGR	Res Tech/Civ	ANG Drill	ANG AGR	ANG Tech/Civ	Grand Total
CIVILIAN-MILITARY CONVERSION	-4								-4
MISC EFFICIENCIES	-1								-1
<b>Net FY13 Total</b>	<b>33</b>	<b>14</b>		<b>2</b>					<b>49</b>
Percentage of change	-13%	0%		0%					-9%
<b>Melbourne overall change percentage: -9%</b>									







U.S. AIR FORCE

# Florida

## Major Drivers at NAS Pensacola:

FY11 Total	295	250							545
FY12 and FY13 Drivers	AD Mil	AD Civ	Res Drill	Res AGR	Res Tech/Civ	ANG Drill	ANG AGR	ANG Tech/Civ	Grand Total
DEFENSE HEALTH PROGRAM	-1								-1
<b>Net FY13 Totals</b>	<b>294</b>	<b>250</b>							<b>544</b>
Percentage of change	0%	0%							-0.2%

**NAS Pensacola overall change percentage: -.2%**



U.S. AIR FORCE

# NAS Pensacola

NAS Pensacola



Manpower	Active		Reserve			Guard		
	Mil	Civ	Drill	AGR	ART/Civ	Drill	AGR	Tech/Civ
FY11 Totals	295	250	0	0	0	0	0	0
FY12 Change	-1	0	0	0	0	0	0	0
FY13 Change	0	0	0	0	0	0	0	0
FY13 Totals	294	250	0	0	0	0	0	0

Notes :

MDS	T-1A	T-6A
	Active	Active
FY12 Totals	21	22
FY13 Change	0	0



U.S. AIR FORCE

# Florida

## Major Drivers at Orlando:

FY11 Total	30	21							51
FY12 and FY13 Drivers	AD Mil	AD Civ	Res Drill	Res AGR	Res Tech/Civ	ANG Drill	ANG AGR	ANG Tech/Civ	Grand Total
PREVIOUSLY ANNOUNCED CIVILIAN ACTION		-2							-2
Net FY13 Total	30	19							49
Percentage of change	0%	-10%							-4%

**Orlando overall change percentage: -4%**





**U.S. AIR FORCE**

# Florida

## Major Drivers at Patrick AFB:

<b>FY11 Total</b>	1119	1346	914	47	254		1		3681
<b>FY12 and FY13 Drivers</b>	<b>AD Mil</b>	<b>AD Civ</b>	<b>Res Drill</b>	<b>Res AGR</b>	<b>Res Tech/Civ</b>	<b>ANG Drill</b>	<b>ANG AGR</b>	<b>ANG Tech/Civ</b>	<b>Grand Total</b>
CONSOLIDATION/REGIONALIZATION OF FUNCTIONS	-1	-1							-2
DEFENSE HEALTH PROGRAM	-11								-11
HEADQUARTERS & OVERHEAD			6						6
OTHER BASE SUPPORT (Non-GBS)			1						1
PREVIOUSLY ANNOUNCED CIVILIAN ACTION		125			1				126
RESOURCE OPTIMIZATION			3		2				5
TAILORING INSTALLATION SUPPORT (GBS)	-3								-3
TOTAL FORCE INTEGRATION					1				1
<b>Net FY13 Total</b>	<b>1104</b>	<b>1470</b>	<b>924</b>	<b>47</b>	<b>258</b>		<b>1</b>		<b>3804</b>
Percentage of change	-1%	9%	1%	0%	2%		0%		3%

**Patrick AFB overall change percentage: 3%**



U.S. AIR FORCE

# Patrick AFB



Manpower	Active		Reserve			Guard		
	Mil	Civ	Drill	AGR	ART/Civ	Drill	AGR	Tech/Civ
FY11 Totals	1,119	1,346	914	47	254	0	1	0
FY12 Change	-14	+182	0	0	0	0	0	0
FY13 Change	-1	-58	+10	0	+4	0	0	0
FY13 Totals	1,104	1,470	924	47	258	0	1	0

Notes :

ANG Space Range Classic Association

MDS	HC-130P	HH-60G	HC-130N
	Reserve	Reserve	Reserve
FY12 Totals	4	9	2
FY13 Change	0	0	-1



**U.S. AIR FORCE**

# Florida

## Major Drivers at Pensacola:

<b>FY11 Total</b>	4	1	2					7	
<b>FY12 and FY13 Drivers</b>	<b>AD Mil</b>	<b>AD Civ</b>	<b>Res Drill</b>	<b>Res AGR</b>	<b>Res Tech/Civ</b>	<b>ANG Drill</b>	<b>ANG AGR</b>	<b>ANG Tech/Civ</b>	<b>Grand Total</b>
PREVIOUSLY ANNOUNCED CIVILIAN ACTION		-1							-1
<b>Net FY13 Total</b>	<b>4</b>	<b>0</b>		<b>2</b>					<b>6</b>
Percentage of change	0%	-100%		0%					-14%

**Pensacola overall change percentage: -14%**







**U.S. AIR FORCE**

# Florida

## Major Drivers at Port St Lucie:

<b>FY11 Total</b>	1								1
<b>FY12 and FY13 Drivers</b>	<b>AD Mil</b>	<b>AD Civ</b>	<b>Res Drill</b>	<b>Res AGR</b>	<b>Res Tech/Civ</b>	<b>ANG Drill</b>	<b>ANG AGR</b>	<b>ANG Tech/Civ</b>	<b>Grand Total</b>
MISC EFFICIENCIES	-1								-1
<b>Net FY13 Total</b>	<b>0</b>								<b>0</b>
Percentage of change	-100%								-1
<b>Port St Lucie overall change percentage: -100%</b>									





**U.S. AIR FORCE**

# Florida

## Major Drivers at Tyndall AFB:

<b>FY11 Total</b>	2127	780	3	9		114	390	262	3685
<b>FY12 and FY13 Drivers</b>	<b>AD Mil</b>	<b>AD Civ</b>	<b>Res Drill</b>	<b>Res AGR</b>	<b>Res Tech/Civ</b>	<b>ANG Drill</b>	<b>ANG AGR</b>	<b>ANG Tech/Civ</b>	<b>Grand Total</b>
CIVILIAN-MILITARY CONVERSION	5								5
CONSOLIDATION/REGIONALIZATION OF FUNCTIONS	-2								-2
DEFENSE HEALTH PROGRAM	-6								-6
FORCE STRUCTURE CHANGE (Tied to iron change only)	182								182
FORCE STRUCTURE TEST AND EVALUATION	1								1
HEADQUARTERS & OVERHEAD	-9	-11							-20
MISC EFFICIENCIES	-1								-1
PREVIOUSLY ANNOUNCED CIVILIAN ACTION		10						-47	-37
RESOURCE OPTIMIZATION	-2	1							-1
TAILORING INSTALLATION SUPPORT (GBS)	-3								-3
TOTAL FORCE INTEGRATION					7				7
<b>Net FY13 Total</b>	<b>2292</b>	<b>780</b>	<b>3</b>	<b>9</b>	<b>7</b>	<b>114</b>	<b>390</b>	<b>215</b>	<b>3810</b>
Percentage of change	8%	0%	0%	0%	100%	0%	0%	-18%	3%
<b>Tyndall AFB overall change percentage: 3%</b>									



U.S. AIR FORCE

# Tyndall AFB



Manpower	Active		Reserve			Guard		
	Mil	Civ	Drill	AGR	ART/Civ	Drill	AGR	Tech/Civ
FY11 Totals	2,127	780	3	9	0	114	390	262
FY12 Change	+163	+8	0	0	+6	0	0	-47
FY13 Change	+2	-8	0	0	+1	0	0	0
FY13 Totals	2,292	780	3	9	7	114	390	215

Notes :

F-22 Formal Training Unit ANG Classic Association

Installation will be transferred from Air Education and Training Command (AETC) to Air Combat Command (ACC) in FY13

MDS	T-38	F-22A	E-9A
	Active	Active	Active
FY12 Totals	10	32	4
FY13 Change	+10	+23	0



**U.S. AIR FORCE**

# Georgia

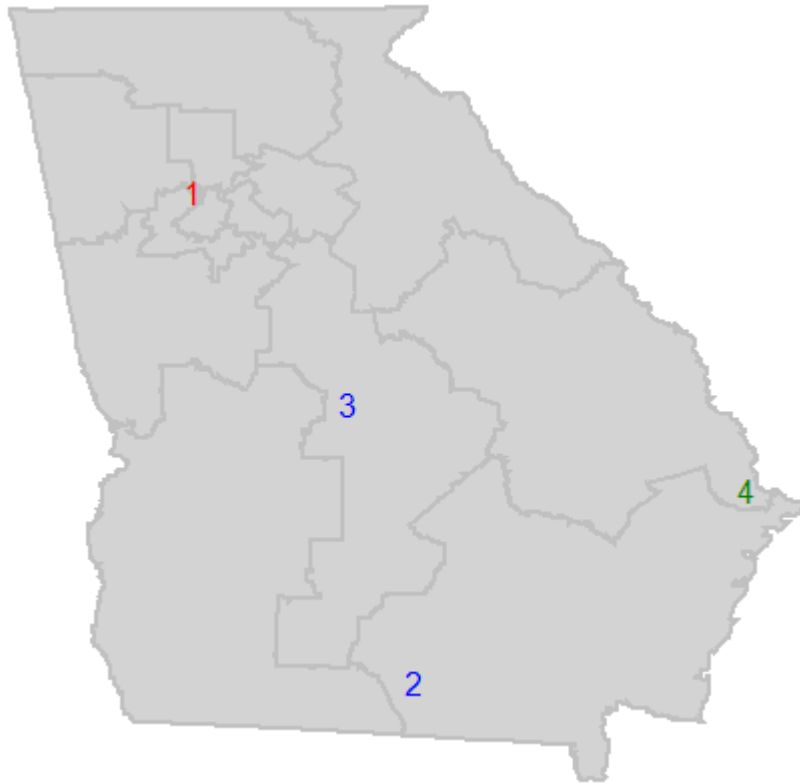
<b>FY11 Total</b>	9206	12363	2271	501	1401	2361	515	724	29342
<b>FY12 and FY13 Drivers</b>	<b>Res</b>								<b>Grand Total</b>
	<b>AD Mil</b>	<b>AD Civ</b>	<b>Res Drill</b>	<b>Res AGR</b>	<b>Tech/Civ</b>	<b>ANG Drill</b>	<b>ANG AGR</b>	<b>ANG Tech/Civ</b>	
ACQUISITION (INCLUDES PROGRAM OFFICES)	6								6
AGE MANPOWER STANDARDS APPLICATION	-16								-16
ANG MC-12/RPA SOURCING						-1	-33	-4	-38
ANG READINESS RESET						19			19
ANG READINESS SOURCING						-3	-3		-6
BATTLEFIELD AIRMAN	45								45
CIVILIAN-MILITARY CONVERSION	20								20
COMMAND AND CONTROL	-600								-600
CONSOLIDATION/REGIONALIZATION OF FUNCTIONS	-44				-1				-45
DEFENSE HEALTH PROGRAM	0								0
FORCE STRUCTURE CHANGE (Tied to iron change only)	-47	1							-46
FORCE STRUCTURE TEST AND EVALUATION	-1								-1
INTELLIGENCE, SURVEILLANCE & RECONNAISSANCE	2								2
MISC EFFICIENCIES	-8								-8
OTHER BASE SUPPORT (Non-GBS)	-4				-3				-7
PREVIOUSLY ANNOUNCED CIVILIAN ACTION		-465			-69			-2	-536
RESOURCE OPTIMIZATION	-1	-1							-2
TAILORING INSTALLATION SUPPORT (GBS)	-9								-9
TOTAL FORCE INTEGRATION	1								1
<b>New FY13 Total</b>	<b>8550</b>	<b>11898</b>	<b>2271</b>	<b>501</b>	<b>1328</b>	<b>2376</b>	<b>479</b>	<b>718</b>	<b>28121</b>
Percentage of change	-7%	-4%	0%	0%	-5%	1%	-7%	-1%	-4%

**Georgia overall change percentage: -4%**



U.S. AIR FORCE

# Georgia



Senators	
Saxby Chambliss ( R )	Johnny Isakson ( R )

Map	Base	District	Representative
1	Dobbins ARB	11	Phil Gringrey ( R )
2	Moody AFB	01	Jack Kingston ( R )
3	Robins AFB	08	Austin Scott ( D )
4	Savannah AGS	12	John Barrow ( D )

Manpower	Active		Reserve			Guard		
	Mil	Civ	Drill	AGR	ART/Civ	Drill	AGR	Tech/Civ
FY11 Totals	9,206	12,363	2,271	501	1,401	2,361	515	724
FY12 Change	0	-149	0	0	-33	0	0	-2
FY13 Change	-656	-316	0	0	-40	+15	-36	-4
FY13 Totals	8,550	11,898	2,271	501	1,328	2,376	479	718

Note: All authorized manpower within the state is shown on this summary page, i.e. manpower at support sites, recruiting stations, etc., is included

Legend: ● Active ● Reserve ● Guard ● Other



**U.S. AIR FORCE**

# Georgia

## Major Drivers at Dobbins ARB:

<b>FY11 Total</b>	8	7	1403	114	540	95	18	13	2198
<b>FY12 and FY13 Drivers</b>	<b>AD Mil</b>	<b>AD Civ</b>	<b>Res Drill</b>	<b>Res AGR</b>	<b>Res Tech/Civ</b>	<b>ANG Drill</b>	<b>ANG AGR</b>	<b>ANG Tech/Civ</b>	<b>Grand Total</b>
PREVIOUSLY ANNOUNCED CIVILIAN ACTION		-4			-37				-41
<b>Net FY13 Total</b>	<b>8</b>	<b>3</b>	<b>1403</b>	<b>114</b>	<b>503</b>	<b>95</b>	<b>18</b>	<b>13</b>	<b>2157</b>
Percentage of change	0%	-57%	0%	0%	-7%	0%	0%	0%	-2%
<b>Dobbins ARB overall change percentage: -2%</b>									





Manpower	Active		Reserve			Guard		
	Mil	Civ	Drill	AGR	ART/Civ	Drill	AGR	Tech/Civ
FY11 Totals	8	7	1,403	114	540	95	18	13
FY12 Change	0	-1	0	0	-35	0	0	0
FY13 Change	0	-3	0	0	-2	0	0	0
FY13 Totals	8	3	1,403	114	503	95	18	13

Notes :

10 C-130J planned to begin bed down in FY14 with 2 additional C-130J planned to arrive in FY17

Active Association with AFRC C-130J planned for FY14

MDS	C-130H
	Reserve
FY12 Totals	7
FY13 Change	-7



**U.S. AIR FORCE**

# Georgia

## Major Drivers at Federal Law Enforcement Training Center

FY11 Total	29		14						43
FY12 and FY13 Drivers	AD Mil	AD Civ	Res Drill	Res AGR	Res Tech/Civ	ANG Drill	ANG AGR	ANG Tech/Civ	Grand Total
PREVIOUSLY ANNOUNCED CIVILIAN ACTION		2							2
Net FY13 Total	29	16							45
Percentage of change	0%	14%							5%
<b>Federal Law Enforcement Training Center overall change percentage: 5%</b>									





**U.S. AIR FORCE**

# Georgia

## Major Drivers at Ft Benning:

<b>FY11 Total</b>	93	8							101
<b>FY12 and FY13 Drivers</b>	<b>AD Mil</b>	<b>AD Civ</b>	<b>Res Drill</b>	<b>Res AGR</b>	<b>Res Tech/Civ</b>	<b>ANG Drill</b>	<b>ANG AGR</b>	<b>ANG Tech/Civ</b>	<b>Grand Total</b>
BATTLEFIELD AIRMAN	1								1
PREVIOUSLY ANNOUNCED CIVILIAN ACTION		-3							-3
<b>Net FY13 Total</b>	<b>94</b>	<b>5</b>							<b>99</b>
Percentage of change	1%	-38%							-2%

**Ft Benning overall change percentage: -2%**





U.S. AIR FORCE

# Georgia

## Major Drivers at Ft Gordon:

FY11 Total	811	24				38	7		880
FY12 and FY13 Drivers	AD Mil	AD Civ	Res Drill	Res AGR	Res Tech/Civ	ANG Drill	ANG AGR	ANG Tech/Civ	Grand Total
CIVILIAN-MILITARY CONVERSION	1								1
INTELLIGENCE, SURVEILLANCE & RECONNAISSANCE	2								2
PREVIOUSLY ANNOUNCED CIVILIAN ACTION		4							4
<b>Net FY13 Total</b>	<b>814</b>	<b>28</b>				<b>38</b>	<b>7</b>		<b>887</b>
Percentage of change	0%	17%				0%	0%		1%

**Ft Gordon overall change percentage: 1%**





U.S. AIR FORCE

# Georgia

## Major Drivers at Ft Stewart:

<b>FY11 Total</b>	146	2							148
<b>FY12 and FY13 Drivers</b>	<b>AD Mil</b>	<b>AD Civ</b>	<b>Res Drill</b>	<b>Res AGR</b>	<b>Res Tech/Civ</b>	<b>ANG Drill</b>	<b>ANG AGR</b>	<b>ANG Tech/Civ</b>	<b>Grand Total</b>
BATTLEFIELD AIRMAN	44								44
<b>Net FY13 Total</b>	<b>190</b>	<b>2</b>							<b>192</b>
Percentage of change	30%	0%							30%

**Ft Stewart overall change percentage: 30%**







**U.S. AIR FORCE**

# Georgia

## Major Drivers at Marietta:

<b>FY11 Total</b>	40	3							43
<b>FY12 and FY13 Drivers</b>	<b>AD Mil</b>	<b>AD Civ</b>	<b>Res Drill</b>	<b>Res AGR</b>	<b>Res Tech/Civ</b>	<b>ANG Drill</b>	<b>ANG AGR</b>	<b>ANG Tech/Civ</b>	<b>Grand Total</b>
ACQUISITION (INCLUDES PROGRAM OFFICES)	-3								-3
<b>Net FY13 Total</b>	<b>37</b>	<b>3</b>							<b>40</b>
Percentage of change	-8%	0%							-7%
<b>Marietta overall change percentage: -7%</b>									





U.S. AIR FORCE

# Georgia

## Major Drivers at Milledgeville:

FY11 Total	1								
FY12 and FY13 Drivers	AD Mil	AD Civ	Res Drill	Res AGR	Res Tech/Civ	ANG Drill	ANG AGR	ANG Tech/Civ	Grand Total
MISC EFFICIENCIES	-1								-1
Net FY13 Total	0								0
Percentage of change	-100%								-100%
<b>Milledgeville overall change percentage: -100%</b>									





**U.S. AIR FORCE**

# Georgia

## Major Drivers at Moody AFB:

<b>FY11 Total</b>	4525	438	230	1	90				5284
<b>FY12 and FY13 Drivers</b>	<b>AD Mil</b>	<b>AD Civ</b>	<b>Res Drill</b>	<b>Res AGR</b>	<b>Res Tech/Civ</b>	<b>ANG Drill</b>	<b>ANG AGR</b>	<b>ANG Tech/Civ</b>	<b>Grand Total</b>
AGE MANPOWER STANDARDS APPLICATION	-16								-16
CIVILIAN-MILITARY CONVERSION	12								12
DEFENSE HEALTH PROGRAM	0								0
FORCE STRUCTURE CHANGE (Tied to iron change only)	-3	1							-2
FORCE STRUCTURE TEST AND EVALUATION	-1								-1
MISC EFFICIENCIES	-2								-2
OTHER BASE SUPPORT (Non-GBS)	-2								-2
PREVIOUSLY ANNOUNCED CIVILIAN ACTION		-47			1				-46
RESOURCE OPTIMIZATION	-2								-2
TAILORING INSTALLATION SUPPORT (GBS)	-8								-8
<b>Net FY13 Total</b>	<b>4503</b>	<b>392</b>	<b>230</b>	<b>1</b>	<b>91</b>				<b>5217</b>
Percentage of change	0%	-11%	0%	0%	1%				-1%

**Moody AFB overall change percentage: -1%**



U.S. AIR FORCE

# Moody AFB



Manpower	Active		Reserve			Guard		
	Mil	Civ	Drill	AGR	ART/Civ	Drill	AGR	Tech/Civ
FY11 Totals	4,525	438	230	1	90	0	0	0
FY12 Change	-23	-35	0	0	+1	0	0	0
FY13 Change	+1	-11	0	0	0	0	0	0
FY13 Totals	4,503	392	230	1	91	0	0	0

Notes :

A-10 AFRC Classic Association

MDS	A-10C	HC-130J	HC-130P	HH-60G
	Active	Active	Active	Active
FY12 Totals	46	0	10	13
FY13 Change	0	+2	-1	0



**U.S. AIR FORCE**

# Georgia

## Major Drivers at Robins AFB:

<b>FY11 Total</b>	3450	11845	638	374	770	943	308	473	18801
<b>FY12 and FY13 Drivers</b>	<b>AD Mil</b>	<b>AD Civ</b>	<b>Res Drill</b>	<b>Res AGR</b>	<b>Res Tech/Civ</b>	<b>ANG Drill</b>	<b>ANG AGR</b>	<b>ANG Tech/Civ</b>	<b>Grand Total</b>
ACQUISITION (INCLUDES PROGRAM OFFICES)	9								9
ANG MC-12/RPA SOURCING						1	-7	-4	-10
ANG READINESS RESET						19			19
ANG READINESS SOURCING						-3	-3		-6
CIVILIAN-MILITARY CONVERSION	7								7
COMMAND AND CONTROL	-600								-600
CONSOLIDATION/REGIONALIZATION OF FUNCTIONS	-44				-1				-45
DEFENSE HEALTH PROGRAM	0								0
FORCE STRUCTURE CHANGE (Tied to iron change only)	-44								-44
MISC EFFICIENCIES	-5								-5
OTHER BASE SUPPORT (Non-GBS)	-2				-3				-5
PREVIOUSLY ANNOUNCED CIVILIAN ACTION		-417			-33			-2	-452
RESOURCE OPTIMIZATION	1	-1							0
TAILORING INSTALLATION SUPPORT (GBS)	-1								-1
TOTAL FORCE INTEGRATION	1								1
<b>Net FY13 Total</b>	<b>2772</b>	<b>11427</b>	<b>638</b>	<b>374</b>	<b>733</b>	<b>960</b>	<b>298</b>	<b>467</b>	<b>17669</b>
Percentage of change	-20%	-4%	0%	0%	-5%	2%	-3%	-1%	-6%

**Robins AFB overall change percentage: -6%**





U.S. AIR FORCE

# Robins AFB



Manpower	Active		Reserve			Guard		
	Mil	Civ	Drill	AGR	ART/Civ	Drill	AGR	Tech/Civ
FY11 Totals	3,450	11,845	638	374	770	943	308	473
FY12 Change	-1	-116	0	0	+1	0	0	-2
FY13 Change	-677	-302	0	0	-38	+17	-10	-4
FY13 Totals	2,772	11,427	638	374	733	960	298	467

Notes :  
Active Association with ANG E-8

MDS	KC-135R/T	E-8C	TE-8A
	Active	Guard	Guard
FY12 Totals	17	17	1
FY13 Change	0	-1	0



U.S. AIR FORCE

# Georgia

## Major Drivers at Savannah AGS:

FY11 Total						837	134	183	1154
FY12 and FY13 Drivers	AD Mil	AD Civ	Res Drill	Res AGR	Res Tech/Civ	ANG Drill	ANG AGR	ANG Tech/Civ	Grand Total
ANG MC-12/RPA SOURCING						-2	-26		-28
Net FY13 Total						835	108	183	1126
Percentage of change						0%	-19%	0%	-2%
<b>Savannah AGS overall change percentage: -2%</b>									



U.S. AIR FORCE

# Savannah AGS



Manpower	Active		Reserve			Guard		
	Mil	Civ	Drill	AGR	ART/Civ	Drill	AGR	Tech/Civ
FY11 Totals	0	0	0	0	0	837	134	183
FY12 Change	0	0	0	0	0	0	0	0
FY13 Change	0	0	0	0	0	-2	-26	0
FY13 Totals	0	0	0	0	0	835	108	183

Notes :

8 C-130H2 planned to retire in FY16 and be replaced with 8 C-130H3

MDS	C-130H
	Guard
FY12 Totals	8
FY13 Change	0



**U.S. AIR FORCE**

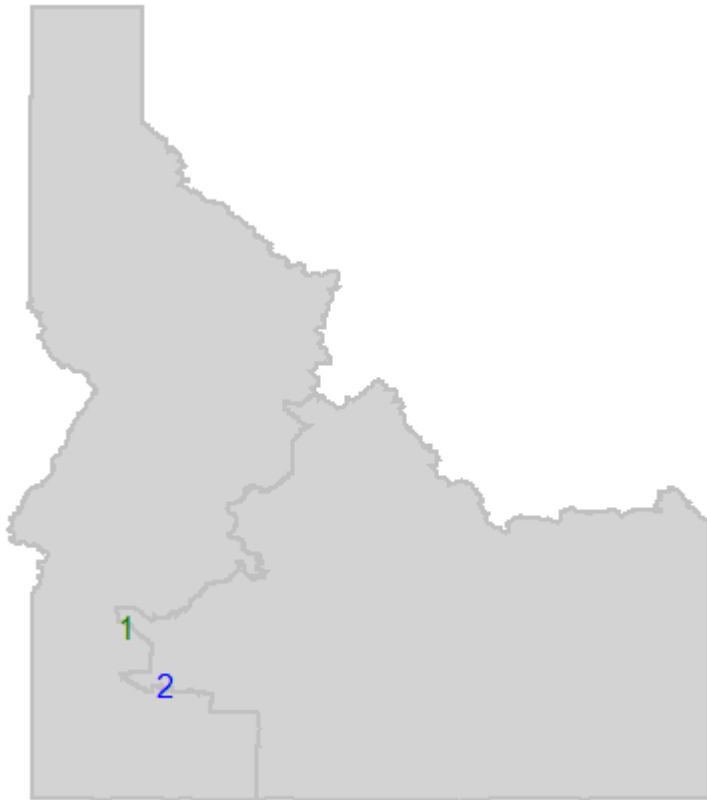
# Idaho

<b>FY11 Total</b>	3400	465		1		1025	292	233	5416
<b>FY12 and FY13 Drivers</b>	<b>AD Mil</b>	<b>AD Civ</b>	<b>Res Drill</b>	<b>Res AGR</b>	<b>Res Tech/Civ</b>	<b>ANG Drill</b>	<b>ANG AGR</b>	<b>ANG Tech/Civ</b>	<b>Grand Total</b>
ANG MC-12/RPA SOURCING						-6			-6
ANG READINESS RESET								2	2
BUILDING PARTNERSHIPS	-5								-5
CIVILIAN-MILITARY CONVERSION	10								10
CONSOLIDATION/REGIONALIZATION OF FUNCTIONS	2								2
DEFENSE HEALTH PROGRAM	6								6
OTHER BASE SUPPORT (Non-GBS)		3							3
PREVIOUSLY ANNOUNCED CIVILIAN ACTION		-41						12	-29
TAILORING INSTALLATION SUPPORT (GBS)	-14								-14
<b>New FY13 Total</b>	<b>3399</b>	<b>427</b>		<b>1</b>		<b>1019</b>	<b>292</b>	<b>247</b>	<b>5385</b>
Percentage of change	0%	-8%		0%		-1%	0%	6%	-1%
<b>Idaho overall change percentage: -1%</b>									



U.S. AIR FORCE

# Idaho



Senators			
Mike Crapo ( R )		James E. Risch ( R )	
Map	Base	District	Representative
1	Gowen Field AGS	02	Michael K. Simpson ( R )
2	Mountain Home AFB	02	Michael K. Simpson ( R )

Manpower	Active		Reserve			Guard		
	Mil	Civ	Drill	AGR	ART/Civ	Drill	AGR	Tech/Civ
FY11 Totals	3,400	465	0	1	0	1,025	292	233
FY12 Change	+3	-19	0	0	0	0	0	+12
FY13 Change	-4	-19	0	0	0	-6	0	+2
FY13 Totals	3,399	427	0	1	0	1,019	292	247

Note: All authorized manpower within the state is shown on this summary page, i.e. manpower at support sites, recruiting stations, etc., is included

Legend: ● Active ● Reserve ● Guard ● Other



**U.S. AIR FORCE**

# Idaho

## Major Drivers at Boise:

FY11 Total	6				27		14	8	55
FY12 and FY13 Drivers	AD Mil	AD Civ	Res Drill	Res AGR	Res Tech/Civ	ANG Drill	ANG AGR	ANG Tech/Civ	Grand Total
ANG MC-12/RPA SOURCING						-6			-6
ANG READINESS RESET								2	2
<b>Net FY13 Total</b>	<b>6</b>					<b>21</b>	<b>14</b>	<b>10</b>	<b>51</b>
Percentage of change	0%					-22%	0%	25%	-7%
<b>Boise overall change percentage: -7%</b>									





**U.S. AIR FORCE**

# Idaho

## Major Drivers at Gowen Field AGS:

FY11 Total							987	140	217	1344
FY12 and FY13 Drivers	AD Mil	AD Civ	Res Drill	Res AGR	Res Tech/Civ	ANG Drill	ANG AGR	ANG Tech/Civ	Grand Total	
PREVIOUSLY ANNOUNCED CIVILIAN ACTION								12	12	
Net FY13 Total						987	140	229	1356	
Percentage of change						0%	0%	6%	1%	
<b>Gowen Field AGS overall change percentage: 1%</b>										





U.S. AIR FORCE

# Gowen Field AGS



Manpower	Active		Reserve			Guard		
	Mil	Civ	Drill	AGR	ART/Civ	Drill	AGR	Tech/Civ
FY11 Totals	0	0	0	0	0	987	140	217
FY12 Change	0	0	0	0	0	0	0	+12
FY13 Change	0	0	0	0	0	0	0	0
FY13 Totals	0	0	0	0	0	987	140	229

Notes :

MDS	A-10C
	Guard
FY12 Totals	20
FY13 Change	0



U.S. AIR FORCE

# Idaho

## Major Drivers at Mountain Home AFB:

<b>FY11 Total</b>	3387	464		1		11	138	8	4009
<b>FY12 and FY13 Drivers</b>	<b>AD Mil</b>	<b>AD Civ</b>	<b>Res Drill</b>	<b>Res AGR</b>	<b>Res Tech/Civ</b>	<b>ANG Drill</b>	<b>ANG AGR</b>	<b>ANG Tech/Civ</b>	<b>Grand Total</b>
BUILDING PARTNERSHIPS	-5								-5
CIVILIAN-MILITARY CONVERSION	10								10
CONSOLIDATION/REGIONALIZATION OF FUNCTIONS	2								2
DEFENSE HEALTH PROGRAM	6								6
OTHER BASE SUPPORT (Non-GBS)		3							3
PREVIOUSLY ANNOUNCED CIVILIAN ACTION		-41							-41
TAILORING INSTALLATION SUPPORT (GBS)	-14								-14
<b>Net FY13 Total</b>	<b>3386</b>	<b>426</b>		<b>1</b>		<b>11</b>	<b>138</b>	<b>8</b>	<b>3970</b>
Percentage of change	0%	-8%		0%		0%	0%	0%	-1%
<b>Mountain Home AFB overall change percentage: -1%</b>									



U.S. AIR FORCE

# Mountain Home AFB



Manpower	Active		Reserve			Guard		
	Mil	Civ	Drill	AGR	ART/Civ	Drill	AGR	Tech/Civ
FY11 Totals	3,387	464	0	1	0	11	138	8
FY12 Change	+3	-19	0	0	0	0	0	0
FY13 Change	-4	-19	0	0	0	0	0	0
FY13 Totals	3,386	426	0	1	0	11	138	8

Notes :

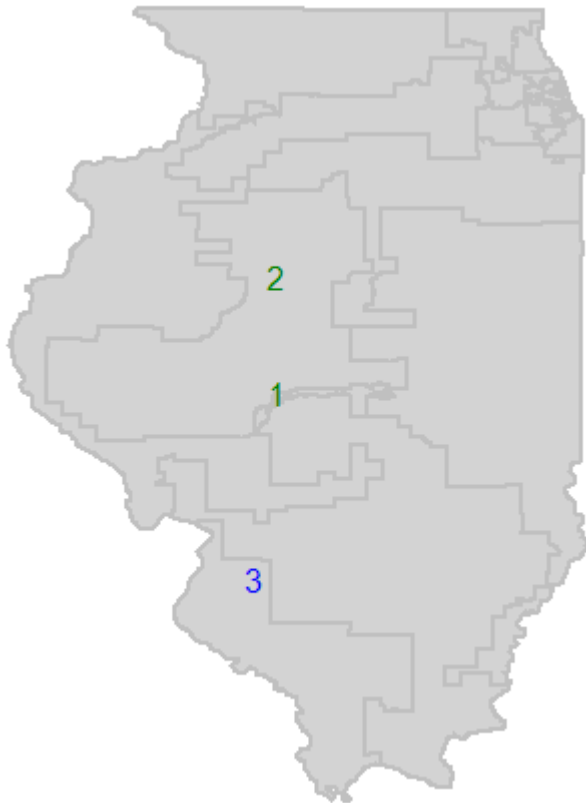
MDS	F-15E
	Active
FY12 Totals	49
FY13 Change	0



**U.S. AIR FORCE**

# Illinois

<b>FY11 Total</b>	4675	3358	1077	38	224	2744	264	686	13066
<b>FY12 and FY13 Drivers</b>	<b>AD Mil</b>	<b>AD Civ</b>	<b>Res Drill</b>	<b>Res AGR</b>	<b>Res Tech/Civ</b>	<b>ANG Drill</b>	<b>ANG AGR</b>	<b>ANG Tech/Civ</b>	<b>Grand Total</b>
ANG MC-12/RPA SOURCING						-6			-6
ANG READINESS SOURCING						-32	-1	-1	-34
CIVILIAN-MILITARY CONVERSION	-6								-6
COMMAND AND CONTROL	-2								-2
CONSOLIDATION/REGIONALIZATION OF FUNCTIONS	12								12
CYBER TECHNOLOGY	-28								-28
DEFENSE HEALTH PROGRAM	-29								-29
FORCE STRUCTURE CHANGE (Tied to iron change only)			-1		-2				-3
HEADQUARTERS & OVERHEAD	-67	-1							-68
MISC EFFICIENCIES	-6								-6
OTHER BASE SUPPORT (Non-GBS)	-1		1						0
PREVIOUSLY ANNOUNCED CIVILIAN ACTION		-357			1			5	-351
RESOURCE OPTIMIZATION	-39		2		6				-31
TAILORING INSTALLATION SUPPORT (GBS)	-1								-1
TOTAL FORCE INTEGRATION					1				1
<b>New FY13 Total</b>	<b>4508</b>	<b>3000</b>	<b>1079</b>	<b>38</b>	<b>230</b>	<b>2706</b>	<b>263</b>	<b>690</b>	<b>12514</b>
Percentage of change	-4%	-11%	0%	0%	3%	-1%	0%	1%	-4%
<b>Illinois overall change percentage: -4%</b>									



Senators			
Richard Durbin ( D )		Mark Kirk ( R )	
Map	Base	District	Representative
1	Capital AP AGS	18	Aaron Schock ( R )
2	Peoria AGS	18	Aaron Schock ( R )
3	Scott AFB	12	Jerry F. Costello ( D )

Manpower	Active		Reserve			Guard		
	Mil	Civ	Drill	AGR	ART/Civ	Drill	AGR	Tech/Civ
FY11 Totals	4,675	3,358	1,077	38	224	2,744	264	686
FY12 Change	-124	-174	-21	0	-7	0	0	+5
FY13 Change	-43	-184	+23	0	+13	-38	-1	-1
FY13 Totals	4,508	3,000	1,079	38	230	2,706	263	690

Note: All authorized manpower within the state is shown on this summary page, i.e. manpower at support sites, recruiting stations, etc., is included

Legend: ● Active ● Reserve ● Guard ● Other



U.S. AIR FORCE

# Illinois

## Major Drivers at Capital AP AGS:

FY11 Total						857	76	207	1140
FY12 and FY13 Drivers	AD Mil	AD Civ	Res Drill	Res AGR	Res Tech/Civ	ANG Drill	ANG AGR	ANG Tech/Civ	Grand Total
ANG MC-12/RPA SOURCING						-2			-2
ANG READINESS SOURCING								-1	-1
<b>Net FY13 Totals</b>						<b>855</b>	<b>76</b>	<b>206</b>	<b>1137</b>
Percentage of change						0%	0%	0%	0%

**Capital AP AGS overall change percentage: 0%**



U.S. AIR FORCE

# Capital AP AGS



Manpower	Active		Reserve			Guard		
	Mil	Civ	Drill	AGR	ART/Civ	Drill	AGR	Tech/Civ
FY11 Totals	0	0	0	0	0	857	76	207
FY12 Change	0	0	0	0	0	0	0	0
FY13 Change	0	0	0	0	0	-2	0	-1
FY13 Totals	0	0	0	0	0	855	76	206

Notes :



U.S. AIR FORCE

# Illinois

## Major Drivers at Chicago:

FY11 Total	21	1							22
FY12 and FY13 Drivers	AD Mil	AD Civ	Res Drill	Res AGR	Res Tech/Civ	ANG Drill	ANG AGR	ANG Tech/Civ	Grand Total
MISC EFFICIENCIES	-1								-1
Net FY13 Total	20	1							21
percentage of change	-5%	0%							-5%

**Chicago overall change percentage : -5%**







U.S. AIR FORCE

# Illinois

## Major Drivers at Danville:

FY11 Total	1								
FY12 and FY13 Drivers	AD Mil	AD Civ	Res Drill	Res AGR	Res Tech/Civ	ANG Drill	ANG AGR	ANG Tech/Civ	Grand Total
MISC EFFICIENCIES	-1								-1
<b>Net FY13 Total</b>	<b>0</b>								<b>0</b>
Percentage of change	-100%								-100%
<b>Danville overall change percentage: -100%</b>									





U.S. AIR FORCE

# Illinois

## Major Drivers at Oak Lawn:

FY11 Total	2		2					4	
FY12 and FY13 Drivers	AD Mil	AD Civ	Res Drill	Res AGR	Res Tech/Civ	ANG Drill	ANG AGR	ANG Tech/Civ	Grand Total
MISC EFFICIENCIES	-1								-1
Net FY13 Total	1			2					3
Percentage of change	-50%			0%					-25%
<b>Oak Lawn overall change percentage: -25%</b>									





U.S. AIR FORCE

# Illinois

## Major Drivers at Peoria AGS:

FY11 Total	1119						92	223	1434
FY12 and FY13 Drivers	AD Mil	AD Civ	Res Drill	Res AGR	Res Tech/Civ	ANG Drill	ANG AGR	ANG Tech/Civ	Grand Total
ANG MC-12/RPA SOURCING						-2			-2
Net FY13 Total						1117	92	223	1432
Percentage of change						0%	0%	0%	0%

**Peoria AGS overall change percentage: 0%**



U.S. AIR FORCE

# Peoria AGS



Manpower	Active		Reserve			Guard		
	Mil	Civ	Drill	AGR	ART/Civ	Drill	AGR	Tech/Civ
FY11 Totals	0	0	0	0	0	1,119	92	223
FY12 Change	0	0	0	0	0	0	0	0
FY13 Change	0	0	0	0	0	-2	0	0
FY13 Totals	0	0	0	0	0	1,117	92	223

Notes :

MDS	C-130H
	Guard
FY12 Totals	8
FY13 Change	0



**U.S. AIR FORCE**

# Illinois

## Major Drivers at Scott AFB:

<b>FY11 Total</b>	4575	3348	1077	36	224	768	96	256	10380
<b>FY12 and FY13 Drivers</b>	<b>AD Mil</b>	<b>AD Civ</b>	<b>Res Drill</b>	<b>Res AGR</b>	<b>Res Tech/Civ</b>	<b>ANG Drill</b>	<b>ANG AGR</b>	<b>ANG Tech/Civ</b>	<b>Grand Total</b>
ANG MC-12/RPA SOURCING						-2			-2
ANG READINESS SOURCING						-32	-1		-33
CIVILIAN-MILITARY CONVERSION	-6								-6
COMMAND AND CONTROL	-2								-2
CONSOLIDATION/REGIONALIZATION OF FUNCTIONS	12								12
CYBER TECHNOLOGY	-28								-28
DEFENSE HEALTH PROGRAM	-29								-29
FORCE STRUCTURE CHANGE (Tied to iron change only)			-1		-2				-3
HEADQUARTERS & OVERHEAD	-67	-1							-68
MISC EFFICIENCIES	-3								-3
OTHER BASE SUPPORT (Non-GBS)	-1		1						0
PREVIOUSLY ANNOUNCED CIVILIAN ACTION		-357			1			5	-351
RESOURCE OPTIMIZATION	-39		2		6				-31
TAILORING INSTALLATION SUPPORT (GBS)	-1								-1
TOTAL FORCE INTEGRATION					1				1
<b>Net FY13 Total</b>	<b>4411</b>	<b>2990</b>	<b>1079</b>	<b>36</b>	<b>230</b>	<b>734</b>	<b>95</b>	<b>261</b>	<b>9836</b>
Percentage of change	-4%	-11%	0%	0%	3%	-4%	-1%	2%	-5%
<b>Scott AFB overall change percentage: -5%</b>									





U.S. AIR FORCE

# Scott AFB



Manpower	Active		Reserve			Guard		
	Mil	Civ	Drill	AGR	ART/Civ	Drill	AGR	Tech/Civ
FY11 Totals	4,575	3,348	1,077	36	224	768	96	256
FY12 Change	-121	-174	-21	0	-7	0	0	+5
FY13 Change	-43	-184	+23	0	+13	-34	-1	0
FY13 Totals	4,411	2,990	1,079	36	230	734	95	261

Notes :

Logistics Support Center (LSC) ANG Classic Association

KC-135 ANG Active Association

MDS	KC-135R/T	C-21A	C-40
	Guard	Active	Reserve
FY12 Totals	8	10	4
FY13 Change	0	0	0



**U.S. AIR FORCE**

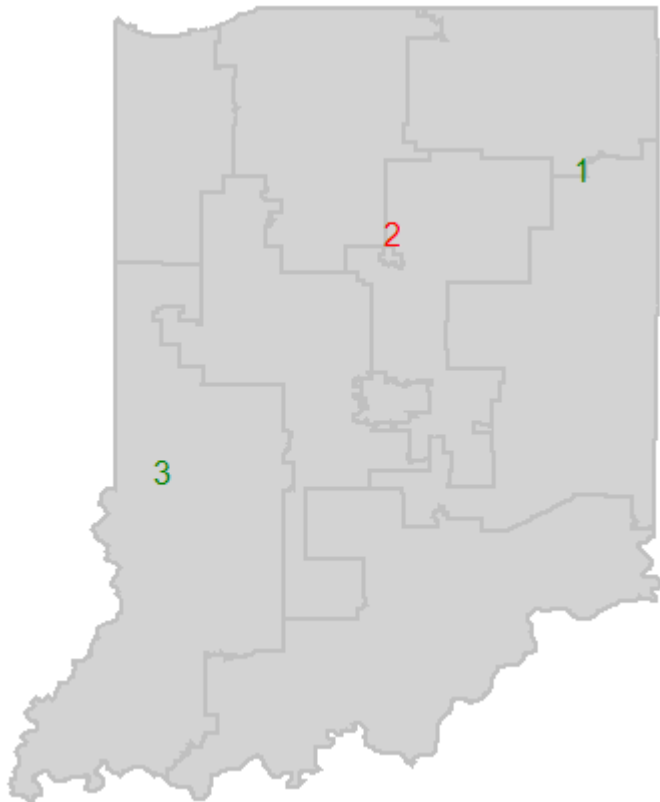
# Indiana

<b>FY11 Total</b>	65	11	1307	49	556	1620	273	329	4210
<b>FY12 and FY13 Drivers</b>	<b>AD Mil</b>	<b>AD Civ</b>	<b>Res Drill</b>	<b>Res AGR</b>	<b>Res Tech/Civ</b>	<b>ANG Drill</b>	<b>ANG AGR</b>	<b>ANG Tech/Civ</b>	<b>Grand Total</b>
ANG MC-12/RPA SOURCING						-8			-8
FORCE STRUCTURE CHANGE (Tied to iron change only)						-138	-8	-77	-223
HEADQUARTERS & OVERHEAD			2						2
INTELLIGENCE, SURVEILLANCE & RECONNAISSANCE						9			9
OTHER BASE SUPPORT (Non-GBS)			2						2
PREVIOUSLY ANNOUNCED CIVILIAN ACTION		-2			1				-1
RESOURCE OPTIMIZATION			-7		-10				-17
TOTAL FORCE INTEGRATION					1				1
<b>New FY13 Total</b>	<b>65</b>	<b>9</b>	<b>1304</b>	<b>49</b>	<b>548</b>	<b>1483</b>	<b>265</b>	<b>252</b>	<b>3975</b>
Percentage of change	0%	-18%	0%	0%	-1%	-8%	-3%	-23%	-6%
<b>Indiana overall change percentage: -6%</b>									



U.S. AIR FORCE

# Indiana



Senators			
Richard G. Lugar ( R )		Daniel Coats ( R )	
Map	Base	District	Representative
1	Ft Wayne AGS	03	Marlin A. Stutzman ( R )
2	Grissom ARB	05	Dan Burton ( R )
3	Hulman AGS	08	Larry Bucshon ( R )

Manpower	Active		Reserve			Guard		
	Mil	Civ	Drill	AGR	ART/Civ	Drill	AGR	Tech/Civ
FY11 Totals	65	11	1,307	49	556	1,620	273	329
FY12 Change	0	-1	+1	0	+1	0	0	0
FY13 Change	0	-1	-4	0	-9	-137	-8	-77
FY13 Totals	65	9	1,304	49	548	1,483	265	252

Note: All authorized manpower within the state is shown on this summary page, i.e. manpower at support sites, recruiting stations, etc., is included

Legend: ● Active ● Reserve ● Guard ● Other



# Indiana

## Major Drivers at Ft Wayne AGS:

FY11 Total	2		842			114		200	1158
FY12 and FY13 Drivers	AD Mil	AD Civ	Res Drill	Res AGR	Res Tech/Civ	ANG Drill	ANG AGR	ANG Tech/Civ	Grand Total
ANG MC-12/RPA SOURCING						-6			-6
FORCE STRUCTURE CHANGE (Tied to iron change only)						-138	-8	-77	-223
<b>Net FY13 Total</b>	<b>2</b>					<b>698</b>	<b>106</b>	<b>123</b>	<b>929</b>
Percentage of change	0%					-17%	-7%	-39%	-20%

**Ft Wayne AGS overall change percentage: -20%**



U.S. AIR FORCE

# Ft Wayne AGS



Manpower	Active		Reserve			Guard		
	Mil	Civ	Drill	AGR	ART/Civ	Drill	AGR	Tech/Civ
FY11 Totals	2	0	0	0	0	842	114	200
FY12 Change	0	0	0	0	0	0	0	0
FY13 Change	0	0	0	0	0	-144	-8	-77
FY13 Totals	2	0	0	0	0	698	106	123

Notes :

A-10 Squadron planned to be replaced by 9 to 11 MC-12W in FY14

MDS	A-10C
	Guard
FY12 Totals	20
FY13 Change	-20



# Indiana

## Major Drivers at Grissom ARB:

<b>FY11 Total</b>	2	2	1307	46	556				1913
<b>FY12 and FY13 Drivers</b>	<b>AD Mil</b>	<b>AD Civ</b>	<b>Res Drill</b>	<b>Res AGR</b>	<b>Res Tech/Civ</b>	<b>ANG Drill</b>	<b>ANG AGR</b>	<b>ANG Tech/Civ</b>	<b>Grand Total</b>
HEADQUARTERS & OVERHEAD			2						2
OTHER BASE SUPPORT (Non-GBS)			2						2
PREVIOUSLY ANNOUNCED CIVILIAN ACTION		-2			1				-1
RESOURCE OPTIMIZATION			-7		-10				-17
TOTAL FORCE INTEGRATION					1				1
<b>Net FY13 Total</b>	<b>2</b>	<b>0</b>	<b>1304</b>	<b>46</b>	<b>548</b>				<b>1900</b>
Percentage of change	0%	-100%	0%	0%	-1%				-1%
<b>Grissom ARB overall change percentage: -1%</b>									



U.S. AIR FORCE

# Grissom ARB



Manpower	Active		Reserve			Guard		
	Mil	Civ	Drill	AGR	ART/Civ	Drill	AGR	Tech/Civ
FY11 Totals	2	2	1,307	46	556	0	0	0
FY12 Change	0	-1	+1	0	+1	0	0	0
FY13 Change	0	-1	-4	0	-9	0	0	0
FY13 Totals	2	0	1,304	46	548	0	0	0

Notes :

MDS	KC-135R/T
	Reserve
FY12 Totals	16
FY13 Change	0



# Indiana

## Major Drivers at Hulman AGS:

FY11 Total						732	131	119	982
FY12 and FY13 Drivers	AD Mil	AD Civ	Res Drill	Res AGR	Res Tech/Civ	ANG Drill	ANG AGR	ANG Tech/Civ	Grand Total
ANG MC-12/RPA SOURCING						-2			-2
INTELLIGENCE, SURVEILLANCE & RECONNAISSANCE						9			9
<b>Net FY13 Total</b>						<b>739</b>	<b>131</b>	<b>119</b>	<b>989</b>
Percentage of change						1%	0%	0%	1%

**Hulman AGS overall change percentage: 1%**





U.S. AIR FORCE

# Hulman AGS



Manpower	Active		Reserve			Guard		
	Mil	Civ	Drill	AGR	ART/Civ	Drill	AGR	Tech/Civ
FY11 Totals	0	0	0	0	0	732	131	119
FY12 Change	0	0	0	0	0	0	0	0
FY13 Change	0	0	0	0	0	+7	0	0
FY13 Totals	0	0	0	0	0	739	131	119

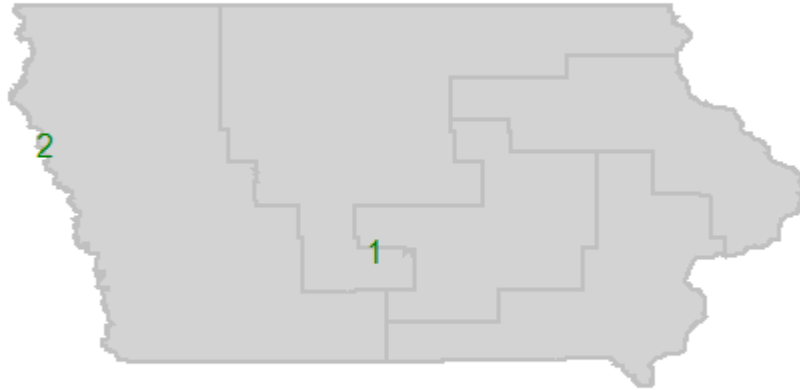
Notes :



U.S. AIR FORCE

# Iowa

<b>FY11 Total</b>	37	2				1819	153	495	2506
<b>FY12 and FY13 Drivers</b>	<b>AD Mil</b>	<b>AD Civ</b>	<b>Res Drill</b>	<b>Res AGR</b>	<b>Res Tech/Civ</b>	<b>ANG Drill</b>	<b>ANG AGR</b>	<b>ANG Tech/Civ</b>	<b>Grand Total</b>
ANG MC-12/RPA SOURCING						-6			-6
ANG READINESS RESET						22		12	34
FORCE STRUCTURE CHANGE (Tied to iron change only)						-425	29	-126	-522
PREVIOUSLY ANNOUNCED CIVILIAN ACTION								5	5
<b>New FY13 Total</b>	<b>37</b>	<b>2</b>				<b>1410</b>	<b>182</b>	<b>386</b>	<b>2017</b>
Percentage of change	0%	0%				-22%	19%	-22%	-20%
<b>Iowa overall change percentage: -20%</b>									



Senators			
Tom Harkin ( D )		Chuck Grassley ( R )	
Map	Base	District	Representative
1	Des Moines AGS	03	Leonard L. Boswell ( D )
2	Sioux City AGS	05	Steve King ( R )

Manpower	Active		Reserve			Guard		
	Mil	Civ	Drill	AGR	ART/Civ	Drill	AGR	Tech/Civ
FY11 Totals	37	2	0	0	0	1,819	153	495
FY12 Change	0	0	0	0	0	0	0	+5
FY13 Change	0	0	0	0	0	-409	+29	-114
FY13 Totals	37	2	0	0	0	1,410	182	386

Note: All authorized manpower within the state is shown on this summary page, i.e. manpower at support sites, recruiting stations, etc., is included

Legend: ● Active ● Reserve ● Guard ● Other



**U.S. AIR FORCE**

# Iowa

## Major Drivers at Des Moines AGS:

FY11 Total						934	69	247	1250
FY12 and FY13 Drivers	AD Mil	AD Civ	Res Drill	Res AGR	Res Tech/Civ	ANG Drill	ANG AGR	ANG Tech/Civ	Grand Total
ANG MC-12/RPA SOURCING						-4			-4
ANG READINESS RESET						22		12	34
FORCE STRUCTURE CHANGE (Tied to iron change only)						-425	29	-126	-522
<b>Net FY13 Total</b>						<b>527</b>	<b>98</b>	<b>133</b>	<b>758</b>
Percentage of change						-44%	42%	-46%	-39%
<b>Des Moines AGS overall change percentage: -39%</b>									



U.S. AIR FORCE

# Des Moines AGS



Manpower	Active		Reserve			Guard		
	Mil	Civ	Drill	AGR	ART/Civ	Drill	AGR	Tech/Civ
FY11 Totals	0	0	0	0	0	934	69	247
FY12 Change	0	0	0	0	0	0	0	0
FY13 Change	0	0	0	0	0	-407	+29	-114
FY13 Totals	0	0	0	0	0	527	98	133

Notes :

F-16 Squadron replaced by MQ-1/9 Remote Split Ops (RSO) Squadron

MDS	F-16C/D
	Guard
FY12 Totals	21
FY13 Change	-21



**U.S. AIR FORCE**

# Iowa

## Major Drivers at Sioux City AGS:

FY11 Total	731      71      213      1015								
FY12 and FY13 Drivers	AD Mil	AD Civ	Res Drill	Res AGR	Res Tech/Civ	ANG Drill	ANG AGR	ANG Tech/Civ	Grand Total
ANG MC-12/RPA SOURCING						-2			-2
PREVIOUSLY ANNOUNCED CIVILIAN ACTION								5	5
<b>Net FY13 Total</b>						<b>729</b>	<b>71</b>	<b>218</b>	<b>1018</b>
Percentage of change						0%	0%	2%	0%
<b>Sioux City AGS overall change percentage: 0%</b>									



U.S. AIR FORCE

# Sioux City AGS



Manpower	Active		Reserve			Guard		
	Mil	Civ	Drill	AGR	ART/Civ	Drill	AGR	Tech/Civ
FY11 Totals	0	0	0	0	0	731	71	213
FY12 Change	0	0	0	0	0	0	0	+5
FY13 Change	0	0	0	0	0	-2	0	0
FY13 Totals	0	0	0	0	0	729	71	218

Notes :

MDS	KC-135R/T
	Guard
FY12 Totals	8
FY13 Change	-1



**U.S. AIR FORCE**

# Kansas

<b>FY11 Total</b>	3044	406	620	10	182	1954	369	621	7206
<b>FY12 and FY13 Drivers</b>	<b>AD Mil</b>	<b>AD Civ</b>	<b>Res Drill</b>	<b>Res AGR</b>	<b>Res Tech/Civ</b>	<b>ANG Drill</b>	<b>ANG AGR</b>	<b>ANG Tech/Civ</b>	<b>Grand Total</b>
AGE MANPOWER STANDARDS APPLICATION	-4								-4
ANG MC-12/RPA SOURCING						-4			-4
ANG READINESS SOURCING								-23	-23
BATTLEFIELD AIRMAN	31								31
CIVILIAN-MILITARY CONVERSION	2								2
CONSOLIDATION/REGIONALIZATION OF FUNCTIONS	1								1
DEFENSE HEALTH PROGRAM	-2								-2
MISC EFFICIENCIES	-2								-2
PREVIOUSLY ANNOUNCED CIVILIAN ACTION		-36			1			18	-17
RESOURCE OPTIMIZATION	8								8
TAILORING INSTALLATION SUPPORT (GBS)	-9								-9
TOTAL FORCE INTEGRATION					1				1
<b>New FY13 Total</b>	<b>3069</b>	<b>370</b>	<b>620</b>	<b>10</b>	<b>184</b>	<b>1950</b>	<b>369</b>	<b>616</b>	<b>7188</b>
Percentage of Change	1%	-9%	0%	0%	1%	0%	0%	-1%	-0.2%

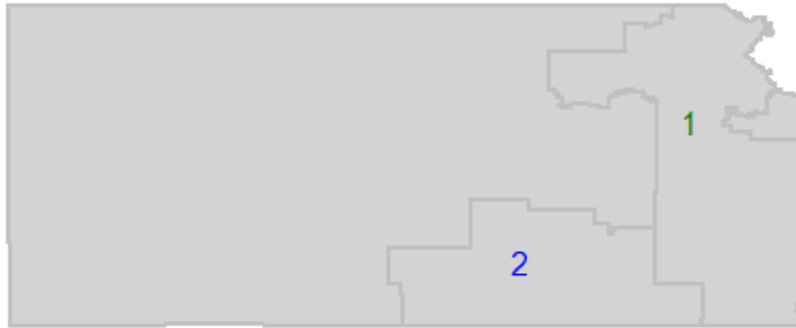
**Kansas overall change percentage: .2%**





U.S. AIR FORCE

# Kansas



Senators	
Pat Roberts ( R )	Jerry Moran ( R )

Map	Base	District	Representative
1	Forbes Field AGS	02	Lynn Jenkins ( R )
2	McConnell AFB	04	Mike Pompeo ( R )

Manpower	Active		Reserve			Guard		
	Mil	Civ	Drill	AGR	ART/Civ	Drill	AGR	Tech/Civ
FY11 Totals	3,044	406	620	10	182	1,954	369	621
FY12 Change	+23	-25	0	0	+1	0	0	+18
FY13 Change	+2	-11	0	0	+1	-4	0	-23
FY13 Totals	3,069	370	620	10	184	1,950	369	616

Note: All authorized manpower within the state is shown on this summary page, i.e. manpower at support sites, recruiting stations, etc., is included

Legend: ● Active ● Reserve ● Guard ● Other



**U.S. AIR FORCE**

# Kansas

## Major Drivers at Emporia:

<b>FY11 Total</b>									<b>1</b>
<b>FY12 and FY13 Drivers</b>	<b>AD Mil</b>	<b>AD Civ</b>	<b>Res Drill</b>	<b>Res AGR</b>	<b>Res Tech/Civ</b>	<b>ANG Drill</b>	<b>ANG AGR</b>	<b>ANG Tech/Civ</b>	<b>Grand Total</b>
MISC EFFICIENCIES	-1								-1
<b>Net FY13 Total</b>	<b>0</b>								<b>0</b>
Percentage of change	-100%								-100%
<b>Emporia overall change percentage: -100%</b>									



**U.S. AIR FORCE**

---

---



U.S. AIR FORCE

# Kansas

## Major Drivers at Forbes Field AGS:


FY11 Total							853	68	273	1194
FY12 and FY13 Drivers	AD Mil	AD Civ	Res Drill	Res AGR	Res Tech/Civ	ANG Drill	ANG AGR	ANG Tech/Civ	Grand Total	
ANG MC-12/RPA SOURCING						-2			-2	
PREVIOUSLY ANNOUNCED CIVILIAN ACTION								5	5	
<b>Net FY13 Total</b>						<b>851</b>	<b>68</b>	<b>278</b>	<b>1197</b>	
Percentage of change						0%	0%	2%	0%	

**Forbes Field AGS overall change percentage: 0%**



U.S. AIR FORCE

# Forbes Field AGS



\* Forbes Field AGS

Manpower	Active		Reserve			Guard		
	Mil	Civ	Drill	AGR	ART/Civ	Drill	AGR	Tech/Civ
FY11 Totals	0	0	0	0	0	853	68	273
FY12 Change	0	0	0	0	0	0	0	+5
FY13 Change	0	0	0	0	0	-2	0	0
FY13 Totals	0	0	0	0	0	851	68	278

Notes :

MDS	KC-135R/T
	Guard
FY12 Totals	12
FY13 Change	0



**U.S. AIR FORCE**

# Kansas

## Major Drivers at Ft Leavenworth:

<b>FY11 Total</b>	35	2							37
<b>FY12 and FY13 Drivers</b>	<b>AD Mil</b>	<b>AD Civ</b>	<b>Res Drill</b>	<b>Res AGR</b>	<b>Res Tech/Civ</b>	<b>ANG Drill</b>	<b>ANG AGR</b>	<b>ANG Tech/Civ</b>	<b>Grand Total</b>
PREVIOUSLY ANNOUNCED CIVILIAN ACTION		1							1
<b>Net FY13 Total</b>	<b>35</b>	<b>3</b>							<b>38</b>
Percentage of change	0%	50%							3%

**Ft Leavenworth overall change percentage: 3%**





**U.S. AIR FORCE**

# Kansas

## Major Drivers at Ft Riley:

<b>FY11 Total</b>	188		4							192
<b>FY12 and FY13 Drivers</b>	<b>AD Mil</b>	<b>AD Civ</b>	<b>Res Drill</b>	<b>Res AGR</b>	<b>Res Tech/Civ</b>	<b>ANG Drill</b>	<b>ANG AGR</b>	<b>ANG Tech/Civ</b>	<b>Grand Total</b>	
BATTLEFIELD AIRMAN	31								31	
PREVIOUSLY ANNOUNCED CIVILIAN ACTION		-1							-1	
<b>Net FY13 Total</b>	<b>219</b>	<b>3</b>							<b>222</b>	
Percentage of change	16%	-25%							16%	
<b>Ft Riley overall change percentage: 16%</b>										







U.S. AIR FORCE

# Kansas

## Major Drivers at Lenexa:

FY11 Total	2								2
FY12 and FY13 Drivers	AD Mil	AD Civ	Res Drill	Res AGR	Res Tech/Civ	ANG Drill	ANG AGR	ANG Tech/Civ	Grand Total
MISC EFFICIENCIES	-1								-1
Net FY13 Total	1								1
Percentage of change	-50%								-50%
<b>Lenexa overall change percentage: -50%</b>									





**U.S. AIR FORCE**

# Kansas

## Major Drivers at McConnell AFB:

<b>FY11 Total</b>	2788	398	620	3	182	1015	251	334	5591
<b>FY12 and FY13 Drivers</b>	<b>AD Mil</b>	<b>AD Civ</b>	<b>Res Drill</b>	<b>Res AGR</b>	<b>Res Tech/Civ</b>	<b>ANG Drill</b>	<b>ANG AGR</b>	<b>ANG Tech/Civ</b>	<b>Grand Total</b>
AGE MANPOWER STANDARDS APPLICATION	-4								-4
ANG MC-12/RPA SOURCING						-2			-2
ANG READINESS SOURCING								-23	-23
CIVILIAN-MILITARY CONVERSION	2								2
CONSOLIDATION/REGIONALIZATION OF FUNCTIONS	1								1
DEFENSE HEALTH PROGRAM	-2								-2
PREVIOUSLY ANNOUNCED CIVILIAN ACTION		-36			1			13	-22
RESOURCE OPTIMIZATION	8								8
TAILORING INSTALLATION SUPPORT (GBS)	-9								-9
TOTAL FORCE INTEGRATION					1				1
<b>Net FY13 Total</b>	<b>2784</b>	<b>362</b>	<b>620</b>	<b>3</b>	<b>184</b>	<b>1013</b>	<b>251</b>	<b>324</b>	<b>5541</b>
Percentage of change	0%	-9%	0%	0%	1%	0%	0%	-3%	-1%

**McConnell AFB overall change percentage: -1%**



U.S. AIR FORCE

# McConnell AFB

\* McConnell AFB

Manpower	Active		Reserve			Guard		
	Mil	Civ	Drill	AGR	ART/Civ	Drill	AGR	Tech/Civ
FY11 Totals	2,788	398	620	3	182	1,015	251	334
FY12 Change	-4	-25	0	0	+1	0	0	+13
FY13 Change	0	-11	0	0	+1	-2	0	-23
FY13 Totals	2,784	362	620	3	184	1,013	251	324

Notes :

KC-135 ANG Classic Association

MDS	KC-135R/T
	Active
FY12 Totals	63
FY13 Change	0



**U.S. AIR FORCE**

# Kentucky

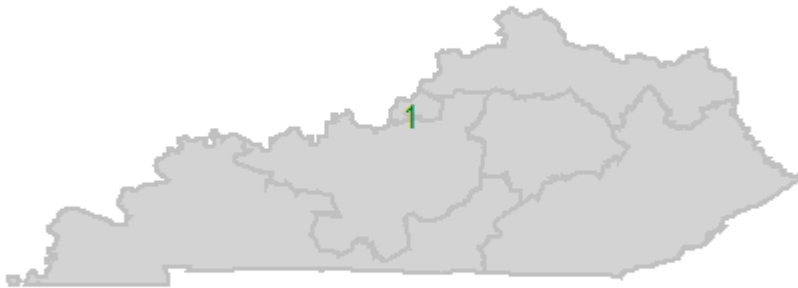
<b>FY11 Total</b>	280	28		2		1082	122	230	1744																																																																													
<b>FY12 and FY13 Drivers</b>	<table border="1"> <thead> <tr> <th></th> <th colspan="3">Res</th> <th colspan="2">ANG</th> <th>Grand</th> </tr> <tr> <th></th> <th>AD Mil</th> <th>AD Civ</th> <th>Res Drill</th> <th>Res AGR</th> <th>Tech/Civ</th> <th>ANG Drill</th> <th>ANG AGR</th> <th>Tech/Civ</th> <th>Total</th> </tr> </thead> <tbody> <tr> <td>ANG MC-12/RPA SOURCING</td> <td></td> <td></td> <td></td> <td></td> <td></td> <td>-2</td> <td></td> <td></td> <td>-2</td> </tr> <tr> <td>ANG READINESS SOURCING</td> <td></td> <td></td> <td></td> <td></td> <td></td> <td>-11</td> <td>-3</td> <td></td> <td>-14</td> </tr> <tr> <td>BATTLEFIELD AIRMAN</td> <td>64</td> <td></td> <td></td> <td></td> <td></td> <td></td> <td></td> <td></td> <td>64</td> </tr> <tr> <td>PREVIOUSLY ANNOUNCED CIVILIAN ACTION</td> <td></td> <td>-2</td> <td></td> <td></td> <td></td> <td></td> <td></td> <td></td> <td>-2</td> </tr> <tr> <td><b>New FY13 Total</b></td> <td><b>344</b></td> <td><b>26</b></td> <td></td> <td><b>2</b></td> <td></td> <td><b>1069</b></td> <td><b>119</b></td> <td><b>230</b></td> <td><b>1790</b></td> </tr> <tr> <td>Percentage of Change</td> <td>23%</td> <td>-7%</td> <td></td> <td>0%</td> <td></td> <td>-1%</td> <td>-2%</td> <td>0%</td> <td>3%</td> </tr> </tbody> </table>									Res			ANG		Grand		AD Mil	AD Civ	Res Drill	Res AGR	Tech/Civ	ANG Drill	ANG AGR	Tech/Civ	Total	ANG MC-12/RPA SOURCING						-2			-2	ANG READINESS SOURCING						-11	-3		-14	BATTLEFIELD AIRMAN	64								64	PREVIOUSLY ANNOUNCED CIVILIAN ACTION		-2							-2	<b>New FY13 Total</b>	<b>344</b>	<b>26</b>		<b>2</b>		<b>1069</b>	<b>119</b>	<b>230</b>	<b>1790</b>	Percentage of Change	23%	-7%		0%		-1%	-2%	0%	3%	
	Res			ANG		Grand																																																																																
	AD Mil	AD Civ	Res Drill	Res AGR	Tech/Civ	ANG Drill	ANG AGR	Tech/Civ	Total																																																																													
ANG MC-12/RPA SOURCING						-2			-2																																																																													
ANG READINESS SOURCING						-11	-3		-14																																																																													
BATTLEFIELD AIRMAN	64								64																																																																													
PREVIOUSLY ANNOUNCED CIVILIAN ACTION		-2							-2																																																																													
<b>New FY13 Total</b>	<b>344</b>	<b>26</b>		<b>2</b>		<b>1069</b>	<b>119</b>	<b>230</b>	<b>1790</b>																																																																													
Percentage of Change	23%	-7%		0%		-1%	-2%	0%	3%																																																																													
<b>Kentucky overall change percentage: 3%</b>																																																																																						



U.S. AIR FORCE

# Kentucky

Senators			
Mitch McConnell ( R )		Rand Paul ( R )	
Map	Base	District	Representative
1	Louisville AGS	03	John A. Yarmuth ( D )



Manpower	Active		Reserve			Guard		
	Mil	Civ	Drill	AGR	ART/Civ	Drill	AGR	Tech/Civ
FY11 Totals	280	28	0	2	0	1,082	122	230
FY12 Change	+60	-1	0	0	0	0	0	0
FY13 Change	+4	-1	0	0	0	-13	-3	0
FY13 Totals	344	26	0	2	0	1,069	119	230

Note: All authorized manpower within the state is shown on this summary page, i.e. manpower at support sites, recruiting stations, etc., is included

Legend: ● Active ● Reserve ● Guard ● Other



# Kentucky

## Major Drivers at Frankfort:

FY11 Total	1					26	10	5	42
FY12 and FY13 Drivers	AD Mil	AD Civ	Res Drill	Res AGR	Res Tech/Civ	ANG Drill	ANG AGR	ANG Tech/Civ	Grand Total
PREVIOUSLY ANNOUNCED CIVILIAN ACTION		-1							-1
Net FY13 Total		0				26	10	5	41
Percentage of change		-100%				0%	0%	0%	-2%
<b>Frankfort overall change percentage: -2%</b>									





**U.S. AIR FORCE**

---

---



U.S. AIR FORCE

# Kentucky

## Major Drivers at Ft Campbell:

FY11 Total	198	6							204
FY12 and FY13 Drivers	AD Mil	AD Civ	Res Drill	Res AGR	Res Tech/Civ	ANG Drill	ANG AGR	ANG Tech/Civ	Grand Total
BATTLEFIELD AIRMAN	61								61
<b>Net FY13 Total</b>	<b>259</b>	<b>6</b>							<b>265</b>
Percentage of change	31%	0%							30%

**Ft Campbell overall change percentage: 30%**





**U.S. AIR FORCE**

# Kentucky

## Major Drivers at Ft Knox:

FY11 Total	50		8							58
FY12 and FY13 Drivers	AD Mil	AD Civ	Res Drill	Res AGR	Res Tech/Civ	ANG Drill	ANG AGR	ANG Tech/Civ	Grand Total	
BATTLEFIELD AIRMAN	3								3	
PREVIOUSLY ANNOUNCED CIVILIAN ACTION		-1							-1	
<b>Net FY13 Total</b>	<b>53</b>	<b>7</b>							<b>60</b>	
Percentage of change	6%	-13%							3%	
<b>Ft Knox overall change percentage: 3%</b>										





U.S. AIR FORCE

# Kentucky

## Major Drivers at Louisville AGS:

FY11 Total						1056	112	225	1393
FY12 and FY13 Drivers	AD Mil	AD Civ	Res Drill	Res AGR	Res Tech/Civ	ANG Drill	ANG AGR	ANG Tech/Civ	Grand Total
ANG MC-12/RPA SOURCING						-2			-2
ANG READINESS SOURCING						-11	-3		-14
<b>Net FY13 Total</b>						<b>1043</b>	<b>109</b>	<b>225</b>	<b>1377</b>
Percentage of change						-1%	-3%	0%	-1%
<b>Louisville AGS overall change percentage: -1%</b>									



U.S. AIR FORCE

# Louisville AGS



Manpower	Active		Reserve			Guard		
	Mil	Civ	Drill	AGR	ART/Civ	Drill	AGR	Tech/Civ
FY11 Totals	0	0	0	0	0	1,056	112	225
FY12 Change	0	0	0	0	0	0	0	0
FY13 Change	0	0	0	0	0	-13	-3	0
FY13 Totals	0	0	0	0	0	1,043	109	225

Notes :

MDS	C-130H
	Guard
FY12 Totals	9
FY13 Change	-1



**U.S. AIR FORCE**

# Louisiana

<b>FY11 Total</b>	5686	898	1912	27	662	1237	187	312	10921
<b>FY12 and FY13 Drivers</b>	<b>AD Mil</b>	<b>AD Civ</b>	<b>Res Drill</b>	<b>Res AGR</b>	<b>Res Tech/Civ</b>	<b>ANG Drill</b>	<b>ANG AGR</b>	<b>ANG Tech/Civ</b>	<b>Grand Total</b>
AGE MANPOWER STANDARDS APPLICATION	-8								-8
ANG MC-12/RPA SOURCING						-6			-6
ANG READINESS RESET								10	10
ANG READINESS SOURCING						-76	-14	-8	-98
BATTLEFIELD AIRMAN	33								33
CIVILIAN-MILITARY CONVERSION	5								5
CONSOLIDATION/REGIONALIZATION OF FUNCTIONS	-17								-17
FORCE STRUCTURE CHANGE (Tied to iron change only)			-410		-171				-581
HEADQUARTERS & OVERHEAD	-100	-1							-101
MISC EFFICIENCIES	-1								-1
NUCLEAR ENTERPRISE	0								0
OTHER BASE SUPPORT (Non-GBS)			2						2
PREVIOUSLY ANNOUNCED CIVILIAN ACTION		-90			27				-63
RESOURCE OPTIMIZATION	-54								-54
TAILORING INSTALLATION SUPPORT (GBS)	-16								-16
<b>New FY13 Total</b>	<b>5528</b>	<b>807</b>	<b>1504</b>	<b>27</b>	<b>518</b>	<b>1155</b>	<b>173</b>	<b>314</b>	<b>10026</b>
Percentage of change	-3%	-10%	-21%	0%	-22%	-7%	-7%	1%	-8%

**Louisiana overall change percentage: -8%**





U.S. AIR FORCE

# Louisiana



Senators			
Mary L. Landrieu ( D )		David Vitter ( R )	
Map	Base	District	Representative
1	Barksdale AFB	04	John Fleming ( R )
2	NAS JRB New Orleans	03	Jeffrey M. Landry ( R )

Manpower	Active		Reserve			Guard		
	Mil	Civ	Drill	AGR	ART/Civ	Drill	AGR	Tech/Civ
FY11 Totals	5,686	898	1,912	27	662	1,237	187	312
FY12 Change	-171	-52	+1	0	+27	0	0	0
FY13 Change	+13	-39	-409	0	-171	-82	-14	+2
FY13 Totals	5,528	807	1,504	27	518	1,155	173	314

Note: All authorized manpower within the state is shown on this summary page, i.e. manpower at support sites, recruiting stations, etc., is included

Legend: ● Active ● Reserve ● Guard ● Other



U.S. AIR FORCE

# Louisiana

## Major Drivers at Alexandria Esler:

FY11 Total						76	14	8	98
FY12 and FY13 Drivers	AD Mil	AD Civ	Res Drill	Res AGR	Res Tech/Civ	ANG Drill	ANG AGR	ANG Tech/Civ	Grand Total
ANG READINESS SOURCING						-76	-14	-8	-98
Net FY13 Total						0	0	0	0
Percentage of change						-100%	-100%	-100%	-100%

**Alexandria Esler overall change percentage: -100%**





**U.S. AIR FORCE**

# Louisiana

## Major Drivers at Barksdale AFB:

<b>FY11 Total</b>	5556	886	1912	22	662		2		9040
<b>FY12 and FY13 Drivers</b>	<b>AD Mil</b>	<b>AD Civ</b>	<b>Res Drill</b>	<b>Res AGR</b>	<b>Res Tech/Civ</b>	<b>ANG Drill</b>	<b>ANG AGR</b>	<b>ANG Tech/Civ</b>	<b>Grand Total</b>
AGE MANPOWER STANDARDS APPLICATION	-8								-8
CIVILIAN-MILITARY CONVERSION	5								5
CONSOLIDATION/REGIONALIZATION OF FUNCTIONS	-17								-17
FORCE STRUCTURE CHANGE (Tied to iron change only)			-410		-171				-581
HEADQUARTERS & OVERHEAD	-100	-1							-101
NUCLEAR ENTERPRISE	0								0
OTHER BASE SUPPORT (Non-GBS)			2						2
PREVIOUSLY ANNOUNCED CIVILIAN ACTION		-88			27				-61
RESOURCE OPTIMIZATION	-54								-54
TAILORING INSTALLATION SUPPORT (GBS)	-16								-16
<b>Net FY13Total</b>	<b>5366</b>	<b>797</b>	<b>1504</b>	<b>22</b>	<b>518</b>		<b>2</b>		<b>8209</b>
Percentage of change	-3%	-10%	-21%	0%	-22%		0%		-9%
<b>Barksdale AFB overall change percentage: -9%</b>									



U.S. AIR FORCE

# Barksdale AFB



Manpower	Active		Reserve			Guard		
	Mil	Civ	Drill	AGR	ART/Civ	Drill	AGR	Tech/Civ
FY11 Totals	5,556	886	1,912	22	662	0	2	0
FY12 Change	-184	-51	+1	0	+27	0	0	0
FY13 Change	-6	-38	-409	0	-171	0	0	0
FY13 Totals	5,366	797	1,504	22	518	0	2	0

Notes :

Active association with AFRC A-10 ends  
 B-52 AFRC Classic Association

MDS	B-52H	B-52H	A-10C
	Active	Reserve	Reserve
FY12 Totals	29	18	24
FY13 Change	0	0	-24



U.S. AIR FORCE

# Louisiana

## Major Drivers at Ft Polk:

FY11 Total	75	4							79
FY12 and FY13 Drivers	AD Mil	AD Civ	Res Drill	Res AGR	Res Tech/Civ	ANG Drill	ANG AGR	ANG Tech/Civ	Grand Total
BATTLEFIELD AIRMAN	33								33
PREVIOUSLY ANNOUNCED CIVILIAN ACTION		-1							-1
<b>Net FY13 Total</b>	<b>108</b>	<b>3</b>							<b>111</b>
Percentage of change	44%	-25%							41%

**Ft Polk overall change percentage: 41%**





**U.S. AIR FORCE**

# Louisiana

## Major Drivers at Lake Charles:

<b>FY11 Total</b>									<b>4</b>
<b>FY12 and FY13 Drivers</b>	<b>AD Mil</b>	<b>AD Civ</b>	<b>Res Drill</b>	<b>Res AGR</b>	<b>Res Tech/Civ</b>	<b>ANG Drill</b>	<b>ANG AGR</b>	<b>ANG Tech/Civ</b>	<b>Grand Total</b>
MISC EFFICIENCIES	-1								-1
<b>Net FY13 Total</b>	<b>3</b>								<b>3</b>
Percentage of change	-25%								-25%
<b>Lake Charles overall change percentage: -25%</b>									







# Louisiana

## Major Drivers at New Orleans:

<b>FY11 Total</b>	7		1			24		12		7		51	
<b>FY12 and FY13 Drivers</b>	<b>AD Mil</b>	<b>AD Civ</b>	<b>Res Drill</b>	<b>Res AGR</b>	<b>Res Tech/Civ</b>	<b>ANG Drill</b>	<b>ANG AGR</b>	<b>ANG Tech/Civ</b>	<b>Grand Total</b>				
ANG MC-12/RPA SOURCING						-6							-6
ANG READINESS RESET										10			10
PREVIOUSLY ANNOUNCED CIVILIAN ACTION		-1											-1
<b>Net FY13 Total</b>	<b>7</b>	<b>0</b>				<b>18</b>	<b>12</b>	<b>17</b>	<b>54</b>				
Percentage of change	0%	-100%				-25%	0%	143%	6%				

**New Orleans overall change percentage: 6%**



U.S. AIR FORCE

# NAS JRB New Orleans



NAS JRB New Orleans

Manpower	Active		Reserve			Guard		
	Mil	Civ	Drill	AGR	ART/Civ	Drill	AGR	Tech/Civ
FY11 Totals	0	0	0	0	0	965	148	271
FY12 Change	0	0	0	0	0	0	0	0
FY13 Change	0	0	0	0	0	0	0	0
FY13 Totals	0	0	0	0	0	965	148	271

Notes :

MDS	F-15C/D
	Guard
FY12 Totals	21
FY13 Change	0



**U.S. AIR FORCE**

# Maine

<b>FY11 Total</b>	12	3				1002	126	261	1404
<b>FY12 and FY13 Drivers</b>			Res			ANG		Grand	
	AD Mil	AD Civ	Res Drill	Res AGR	Tech/Civ	ANG Drill	ANG AGR	Tech/Civ	Total
ANG MC-12/RPA SOURCING						-2			-2
MISC EFFICIENCIES	-1								-1
PREVIOUSLY ANNOUNCED CIVILIAN ACTION								5	5
<b>New FY13 Total</b>	<b>11</b>	<b>3</b>				<b>1000</b>	<b>126</b>	<b>266</b>	<b>1406</b>
Percentage of change	-8%	0%				0%	0%	2%	0.1%
<b>Maine overall change percentage: .1%</b>									



U.S. AIR FORCE

# Maine



Senators			
Olympia J. Snowe ( R )		Susan M. Collins ( R )	
Map	Base	District	Representative
1	Bangor AGS	02	Michael H. Michaud ( D )

Manpower	Active		Reserve			Guard		
	Mil	Civ	Drill	AGR	ART/Civ	Drill	AGR	Tech/Civ
FY11 Totals	12	3	0	0	0	1,002	126	261
FY12 Change	-1	0	0	0	0	0	0	+5
FY13 Change	0	0	0	0	0	-2	0	0
FY13 Totals	11	3	0	0	0	1,000	126	266

Note: All authorized manpower within the state is shown on this summary page, i.e. manpower at support sites, recruiting stations, etc., is included

Legend: ● Active ● Reserve ● Guard ● Other



**U.S. AIR FORCE**

# Maine

## Major Drivers at Bangor AGS:

FY11 Total						772	111	226	1109
FY12 and FY13 Drivers	AD Mil	AD Civ	Res Drill	Res AGR	Res Tech/Civ	ANG Drill	ANG AGR	ANG Tech/Civ	Grand Total
ANG MC-12/RPA SOURCING						-2			-2
PREVIOUSLY ANNOUNCED CIVILIAN ACTION								5	5
<b>New FY13 Total</b>						<b>770</b>	<b>111</b>	<b>231</b>	<b>1112</b>
Percentage of change						0%	0%	2%	0.3%
<b>Bangor AGS overall change percentage: .3%</b>									



U.S. AIR FORCE

# Bangor AGS



Manpower	Active		Reserve			Guard		
	Mil	Civ	Drill	AGR	ART/Civ	Drill	AGR	Tech/Civ
FY11 Totals	0	0	0	0	0	772	111	226
FY12 Change	0	0	0	0	0	0	0	+5
FY13 Change	0	0	0	0	0	-2	0	0
FY13 Totals	0	0	0	0	0	770	111	231

Notes :

MDS	KC-135R/T
	Guard
FY12 Totals	10
FY13 Change	0



U.S. AIR FORCE

# Maine

## Major Drivers at Freeport:

FY11 Total	1								1
FY12 and FY13 Drivers	AD Mil	AD Civ	Res Drill	Res AGR	Res Tech/Civ	ANG Drill	ANG AGR	ANG Tech/Civ	Grand Total
MISC EFFICIENCIES	-1								-1
New FY13 Total	0								0
Percentage of change	-100%								-100%
<b>Freeport overall change percent: -100%</b>									







**U.S. AIR FORCE**

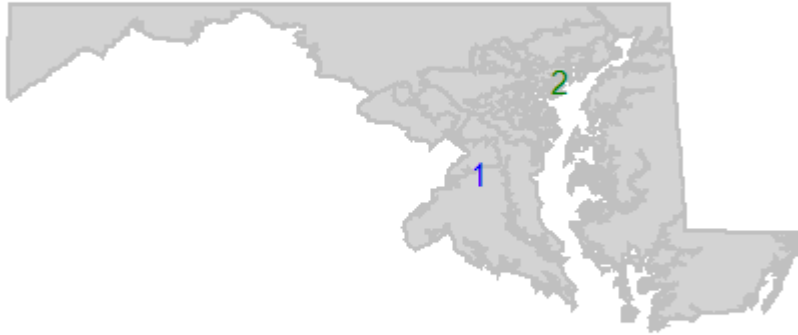
# Maryland

<b>FY11 Total</b>	7719	2443	1187	30	243	1640	632	641	14535
<b>FY12 and FY13 Drivers</b>	<b>AD Mil</b>	<b>AD Civ</b>	<b>Res Drill</b>	<b>Res AGR</b>	<b>Res Tech/Civ</b>	<b>ANG Drill</b>	<b>ANG AGR</b>	<b>ANG Tech/Civ</b>	<b>Grand Total</b>
ACQUISITION (INCLUDES PROGRAM OFFICES)	3								3
ANG MC-12/RPA SOURCING						-6			-6
ANG READINESS SOURCING						-3			-3
CIVILIAN-MILITARY CONVERSION	-6								-6
CONSOLIDATION/REGIONALIZATION OF FUNCTIONS	-5								-5
CYBER TECHNOLOGY						56	5	10	71
DEFENSE HEALTH PROGRAM	-68								-68
FORCE STRUCTURE CHANGE (Tied to iron change only)	28					-253	-28	-68	-321
HEADQUARTERS & OVERHEAD	-18	-3							-21
INTELLIGENCE, SURVEILLANCE & RECONNAISSANCE	7	17				212		74	310
JOINT BASING/TRANSFER TO NAVY	-1								-1
MISC EFFICIENCIES	-17								-17
OTHER BASE SUPPORT (Non-GBS)			2						2
PREVIOUSLY ANNOUNCED CIVILIAN ACTION		-106			-1			12	-95
RESOURCE OPTIMIZATION	12			-2					10
TAILORING INSTALLATION SUPPORT (GBS)	-1								-1
TOTAL FORCE INTEGRATION			53	13	1				67
<b>New FY13 Total</b>	<b>7653</b>	<b>2351</b>	<b>1242</b>	<b>41</b>	<b>243</b>	<b>1646</b>	<b>609</b>	<b>669</b>	<b>14454</b>
Percentage of change	-1%	-4%	5%	37%	0%	0%	-4%	4%	-1%
<b>Maryland overall change percentage: -1%</b>									



U.S. AIR FORCE

# Maryland



Senators			
Benjamin L. Cardin ( D )		Barbara A. Mikulski ( D )	
Map	Base	District	Representative
1	JB Andrews - NAFW	04	Donna F. Edwards ( D )
2	Warfield AGS	02	C.A. Dutch Ruppertsberger ( D )

Manpower	Active		Reserve			Guard		
	Mil	Civ	Drill	AGR	ART/Civ	Drill	AGR	Tech/Civ
FY11 Totals	7,719	2,443	1,187	30	243	1,640	632	641
FY12 Change	-66	-93	+1	-2	-1	0	0	+12
FY13 Change	0	+1	+54	+13	+1	+6	-23	+16
FY13 Totals	7,653	2,351	1,242	41	243	1,646	609	669

Note: All authorized manpower within the state is shown on this summary page, i.e. manpower at support sites, recruiting stations, etc., is included

Legend: ● Active ● Reserve ● Guard ● Other



**U.S. AIR FORCE**

# Maryland

## Major Drivers at Baltimore:

<b>FY11 Total</b>	42	5				20	10	4	81
<b>FY12 and FY13 Drivers</b>	<b>AD Mil</b>	<b>AD Civ</b>	<b>Res Drill</b>	<b>Res AGR</b>	<b>Res Tech/Civ</b>	<b>ANG Drill</b>	<b>ANG AGR</b>	<b>ANG Tech/Civ</b>	<b>Grand Total</b>
CONSOLIDATION/REGIONALIZATION OF FUNCTIONS	-4								-4
DEFENSE HEALTH PROGRAM	1								1
<b>New FY13 Total</b>	<b>39</b>	<b>5</b>				<b>20</b>	<b>10</b>	<b>4</b>	<b>78</b>
Percentage of change	-7%	0%				0%	0%	0%	-4%

**Baltimore overall change percentage: -4%**





U.S. AIR FORCE

# Maryland

## Major Drivers at Bethesda Navy:

<b>FY11 Total</b>	89								89
<b>FY12 and FY13 Drivers</b>	<b>AD Mil</b>	<b>AD Civ</b>	<b>Res Drill</b>	<b>Res AGR</b>	<b>Res Tech/Civ</b>	<b>ANG Drill</b>	<b>ANG AGR</b>	<b>ANG Tech/Civ</b>	<b>Grand Total</b>
DEFENSE HEALTH PROGRAM	15								15
<b>New FY13 Total</b>	<b>104</b>								<b>104</b>
Percentage of change	17%								17%
<b>Bethesda Navy overall change percentage: 17%</b>									





**U.S. AIR FORCE**

# Maryland

## Major Drivers at Ft George G. Meade:

<b>FY11 Total</b>	2883	591		6		52	8		3540
<b>FY12 and FY13 Drivers</b>	<b>AD Mil</b>	<b>AD Civ</b>	<b>Res Drill</b>	<b>Res AGR</b>	<b>Res Tech/Civ</b>	<b>ANG Drill</b>	<b>ANG AGR</b>	<b>ANG Tech/Civ</b>	<b>Grand Total</b>
CYBER TECHNOLOGY						56	5	10	71
HEADQUARTERS & OVERHEAD	-1								-1
INTELLIGENCE, SURVEILLANCE & RECONNAISSANCE	7								7
PREVIOUSLY ANNOUNCED CIVILIAN ACTION		18							18
RESOURCE OPTIMIZATION	1			-1					0
TOTAL FORCE INTEGRATION			53	13					66
<b>New FY13 Total</b>	<b>2890</b>	<b>609</b>	<b>53</b>	<b>18</b>		<b>108</b>	<b>13</b>	<b>10</b>	<b>3701</b>
Percentage of change	0%	3%		200%		108%	63%		5%
<b>Ft George G. Meade overall change percentage: 5%</b>									







**U.S. AIR FORCE**

# Maryland

## Major Drivers at Joint Base Andrews - NAF Washington:

<b>FY11 Total</b>	4261	1639	1187	24	243		485	367	8206
<b>FY12 and FY13 Drivers</b>	<b>AD Mil</b>	<b>AD Civ</b>	<b>Res Drill</b>	<b>Res AGR</b>	<b>Res Tech/Civ</b>	<b>ANG Drill</b>	<b>ANG AGR</b>	<b>ANG Tech/Civ</b>	<b>Grand Total</b>
ACQUISITION (INCLUDES PROGRAM OFFICES)	3								3
CIVILIAN-MILITARY CONVERSION	-12								-12
CONSOLIDATION/REGIONALIZATION OF FUNCTIONS	-1								-1
DEFENSE HEALTH PROGRAM	-84								-84
FORCE STRUCTURE CHANGE (Tied to iron change only)	28								28
HEADQUARTERS & OVERHEAD	-17	-3							-20
INTELLIGENCE, SURVEILLANCE & RECONNAISSANCE		2							2
JOINT BASING/TRANSFER TO NAVY	-1								-1
MISC EFFICIENCIES	-17								-17
OTHER BASE SUPPORT (Non-GBS)			2						2
PREVIOUSLY ANNOUNCED CIVILIAN ACTION		-136			-1				-137
RESOURCE OPTIMIZATION	11			-1					10
TAILORING INSTALLATION SUPPORT (GBS)	-1								-1
TOTAL FORCE INTEGRATION					1				1
<b>JB Andrews - NAFW Total</b>	<b>4170</b>	<b>1502</b>	<b>1189</b>	<b>23</b>	<b>243</b>		<b>485</b>	<b>367</b>	<b>7979</b>
Percentage of change	-2%	-8%	0%	-4%	0%		0%	0%	-3%

**JB Andrews – NAF Washington overall change percentage: -3%**



U.S. AIR FORCE

# JB Andrews - NAFW



Manpower	Active		Reserve			Guard		
	Mil	Civ	Drill	AGR	ART/Civ	Drill	AGR	Tech/Civ
FY11 Totals	4,261	1,639	1,187	24	243	0	485	367
FY12 Change	-89	-121	+1	-1	-1	0	0	0
FY13 Change	-2	-16	+1	0	+1	0	0	0
FY13 Totals	4,170	1,502	1,189	23	243	0	485	367

Notes :

MDS	KC-135R/T	F-16C/D	C-21A	UH-1N	C-20	C-32
	Reserve	Guard	Active	Active	Active	Active
FY12 Totals	8	21	6	18	8	4
FY13 Change	0	0	0	0	0	0

MDS	C-37	C-38A	C-40	C-40	VC-25A	C-12
	Active	Guard	Active	Guard	Active	Active
FY12 Totals	6	2	2	3	2	2
FY13 Change	0	0	0	0	0	0



**U.S. AIR FORCE**

# Maryland

## Major Drivers at Linthicum:

FY11 Total	15		76					91	
FY12 and FY13 Drivers	AD Mil	AD Civ	Res Drill	Res AGR	Res Tech/Civ	ANG Drill	ANG AGR	ANG Tech/Civ	Grand Total
INTELLIGENCE, SURVEILLANCE & RECONNAISSANCE		15							15
PREVIOUSLY ANNOUNCED CIVILIAN ACTION		8							8
<b>New FY13 Total</b>	<b>15</b>	<b>99</b>							<b>114</b>
Percentage of change	0%	30%							25%
<b>Linthicum overall change percentage: 25%</b>									



**U.S. AIR FORCE**

---

---



U.S. AIR FORCE

# Maryland

## Major Drivers at NAS Patuxent River:

<b>FY11 Total</b>	25		43						68
<b>FY12 and FY13 Drivers</b>	<b>AD Mil</b>	<b>AD Civ</b>	<b>Res Drill</b>	<b>Res AGR</b>	<b>Res Tech/Civ</b>	<b>ANG Drill</b>	<b>ANG AGR</b>	<b>ANG Tech/Civ</b>	<b>Grand Total</b>
CIVILIAN-MILITARY CONVERSION	6								6
PREVIOUSLY ANNOUNCED CIVILIAN ACTION		4							4
<b>NAS Patuxent River Total</b>	<b>31</b>	<b>47</b>							<b>78</b>
	24%	9%							15%
<b>NAS Patuxent River overall change percentage: 15%</b>									





**U.S. AIR FORCE**

# Maryland

## Major Drivers at Warfield AGS:

FY11 Total	1568 129 270 1967								
FY12 and FY13 Drivers	AD Mil	AD Civ	Res Drill	Res AGR	Res Tech/Civ	ANG Drill	ANG AGR	ANG Tech/Civ	Grand Total
ANG MC-12/RPA SOURCING						-6			-6
ANG READINESS SOURCING						-3			-3
FORCE STRUCTURE CHANGE (Tied to iron change only)						-253	-28	-68	-349
INTELLIGENCE, SURVEILLANCE & RECONNAISSANCE						212		74	286
PREVIOUSLY ANNOUNCED CIVILIAN ACTION								12	12
<b>New FY13 Total</b>						<b>1518</b>	<b>101</b>	<b>288</b>	<b>1907</b>
Percentage of change						-3%	-22%	7%	-3%
<b>Warfield AGS overall change percentage: -3%</b>									





Manpower	Active		Reserve			Guard		
	Mil	Civ	Drill	AGR	ART/Civ	Drill	AGR	Tech/Civ
FY11 Totals	0	0	0	0	0	1,568	129	270
FY12 Change	0	0	0	0	0	0	0	+12
FY13 Change	0	0	0	0	0	-50	-28	+6
FY13 Totals	0	0	0	0	0	1,518	101	288

Notes :

C-27J Squadron replaced with a Intel, Surveillance & Reconnaissance (ISR) Group & expanded Net Warfare Squadron

MDS	A-10C	C-27J
	Guard	Guard
FY12 Totals	21	4
FY13 Change	0	-4



# Massachusetts

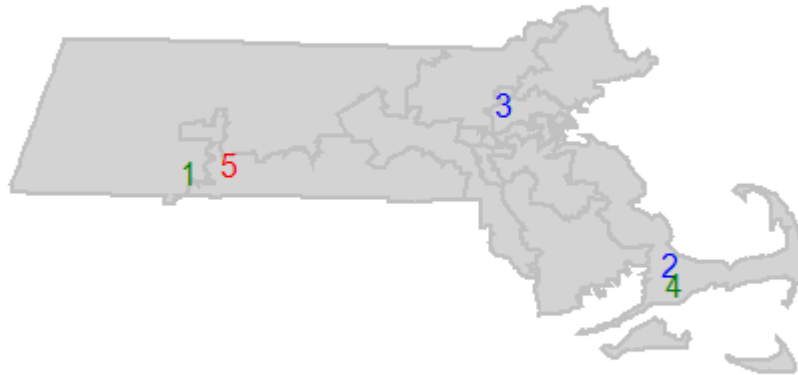
**U.S. AIR FORCE**

<b>FY11 Total</b>	1215	1902	2333	89	837	1872	319	559	9126
<b>FY12 and FY13 Drivers</b>	<b>Res</b>								<b>Grand Total</b>
	<b>AD Mil</b>	<b>AD Civ</b>	<b>Res Drill</b>	<b>Res AGR</b>	<b>Tech/Civ</b>	<b>ANG Drill</b>	<b>ANG AGR</b>	<b>ANG Tech/Civ</b>	
ANG MC-12/RPA SOURCING						-139	-8	-25	-172
ANG READINESS RESET						19			19
ANG READINESS SOURCING						-8	-2	-7	-17
CIVILIAN-MILITARY CONVERSION	11								11
CONSOLIDATION/REGIONALIZATION OF FUNCTIONS	2								2
DEFENSE HEALTH PROGRAM	1								1
HEADQUARTERS & OVERHEAD	-16		2						-14
MISC EFFICIENCIES	-3								-3
OTHER BASE SUPPORT (Non-GBS)			2						2
PREVIOUSLY ANNOUNCED CIVILIAN ACTION		0			1				1
RESOURCE OPTIMIZATION	0		-7		-11				-18
SAP/SAR PROGRAMS	-6								-6
TAILORING INSTALLATION SUPPORT (GBS)	-45				-3				-48
TOTAL FORCE INTEGRATION					1				1
<b>New FY13 Total</b>	<b>1159</b>	<b>1902</b>	<b>2330</b>	<b>89</b>	<b>825</b>	<b>1744</b>	<b>309</b>	<b>527</b>	<b>8885</b>
Percentage of change	-5%	0%	0%	0%	-1%	-7%	-3%	-6%	-3%
<b>Massachusetts overall change percentage: -3%</b>									



U.S. AIR FORCE

# Massachusetts



Senators			
John F. Kerry ( D )		Scott Brown ( R )	

Map	Base	District	Representative
1	Barnes AGS	01	John W. Olver ( D )
2	Cape Cod AFS	10	William R. Keating ( D )
3	Hanscom AFB	06	John F. Tierney ( D )
4	Otis ANGB	10	William R. Keating ( D )
5	Westover JARB	02	Richard E. Neal ( D )

Manpower	Active		Reserve			Guard		
	Mil	Civ	Drill	AGR	ART/Civ	Drill	AGR	Tech/Civ
FY11 Totals	1,215	1,902	2,333	89	837	1,872	319	559
FY12 Change	-8	+108	+1	0	+1	0	0	0
FY13 Change	-48	-108	-4	0	-13	-128	-10	-32
FY13 Totals	1,159	1,902	2,330	89	825	1,744	309	527

Note: All authorized manpower within the state is shown on this summary page, i.e. manpower at support sites, recruiting stations, etc., is included

Legend: ● Active ● Reserve ● Guard ● Other



# Massachusetts

## Major Drivers at Barnes AGS:

FY11 Total						801	149	273	1223
FY12 and FY13 Drivers	AD Mil	AD Civ	Res Drill	Res AGR	Res Tech/Civ	ANG Drill	ANG AGR	ANG Tech/Civ	Grand Total
ANG MC-12/RPA SOURCING						-4			-4
ANG READINESS RESET						19			19
ANG READINESS SOURCING						-8	-2	-1	-11
<b>New FY13 Total</b>						<b>808</b>	<b>147</b>	<b>272</b>	<b>1227</b>
Percentage of change						1%	-1%	0%	0.3%
<b>Barnes AGS overall change percentage: .3%</b>									



Manpower	Active		Reserve			Guard		
	Mil	Civ	Drill	AGR	ART/Civ	Drill	AGR	Tech/Civ
FY11 Totals	0	0	0	0	0	801	149	273
FY12 Change	0	0	0	0	0	0	0	0
FY13 Change	0	0	0	0	0	+7	-2	-1
FY13 Totals	0	0	0	0	0	808	147	272

Notes :

MDS	F-15C/D
	Guard
FY12 Totals	21
FY13 Change	0



# Massachusetts

## Major Drivers at Chelmsford:

<b>FY11 Total</b>	23	45							68
<b>FY12 and FY13 Drivers</b>	<b>AD Mil</b>	<b>AD Civ</b>	<b>Res Drill</b>	<b>Res AGR</b>	<b>Res Tech/Civ</b>	<b>ANG Drill</b>	<b>ANG AGR</b>	<b>ANG Tech/Civ</b>	<b>Grand Total</b>
PREVIOUSLY ANNOUNCED CIVILIAN ACTION		-2							-2
<b>New FY13 Total</b>	<b>23</b>	<b>43</b>							<b>66</b>
Percentage of change	0%	-4%							-3%
<b>Chelmsford overall change percentage: -3%</b>									





# Massachusetts

U.S. AIR FORCE

## Major Drivers at Danvers:

FY11 Total	2								2
FY12 and FY13 Drivers	AD Mil	AD Civ	Res Drill	Res AGR	Res Tech/Civ	ANG Drill	ANG AGR	ANG Tech/Civ	Grand Total
MISC EFFICIENCIES	-1								-1
New FY13 Total	1								1
Percentage of change	-50%								-50%
<b>Danvers overall change percentage: -50%</b>									







# Massachusetts

U.S. AIR FORCE

## Major Drivers at Hanscom AFB:

FY11 Total	1024	1837		7					2868
FY12 and FY13 Drivers	AD Mil	AD Civ	Res Drill	Res AGR	Res Tech/Civ	ANG Drill	ANG AGR	ANG Tech/Civ	Grand Total
CIVILIAN-MILITARY CONVERSION	11								11
CONSOLIDATION/REGIONALIZATION OF FUNCTIONS	2								2
DEFENSE HEALTH PROGRAM	1								1
HEADQUARTERS & OVERHEAD	-16								-16
MISC EFFICIENCIES	-2								-2
PREVIOUSLY ANNOUNCED CIVILIAN ACTION		2							2
RESOURCE OPTIMIZATION	0								0
SAP/SAR PROGRAMS	-6								-6
TAILORING INSTALLATION SUPPORT (GBS)	-45								-45
<b>Hanscom AFB Total</b>	<b>969</b>	<b>1839</b>		<b>7</b>					<b>2815</b>
Percentage of change	-5%	0%		0%					-2%

**Hanscom AFB overall change percentage: -2%**



U.S. AIR FORCE

# Hanscom AFB



Manpower	Active		Reserve			Guard		
	Mil	Civ	Drill	AGR	ART/Civ	Drill	AGR	Tech/Civ
FY11 Totals	1,024	1,837	0	7	0	0	0	0
FY12 Change	-7	+110	0	0	0	0	0	0
FY13 Change	-48	-108	0	0	0	0	0	0
FY13 Totals	969	1,839	0	7	0	0	0	0

Notes :

Empty notes area on the left side of the page.

Large empty rectangular area on the right side of the page, likely for additional notes or data.



# Massachusetts

U.S. AIR FORCE

## Major Drivers at Otis ANGB

FY11 Total	4					895	146	265	1310
FY12 and FY13 Drivers	AD Mil	AD Civ	Res Drill	Res AGR	Res Tech/Civ	ANG Drill	ANG AGR	ANG Tech/Civ	Grand Total
ANG MC-12/RPA SOURCING						-135	-8	-25	-168
ANG READINESS SOURCING								-6	-6
<b>Otis ANGB Total</b>		<b>4</b>				<b>760</b>	<b>138</b>	<b>234</b>	<b>1136</b>
Percentage of change		0%				-15%	-5%	-12%	-13%
<b>Otis ANGB overall change percentage: -13%</b>									



U.S. AIR FORCE

# Otis ANGB



Manpower	Active		Reserve			Guard		
	Mil	Civ	Drill	AGR	ART/Civ	Drill	AGR	Tech/Civ
FY11 Totals	0	4	0	0	0	895	146	265
FY12 Change	0	0	0	0	0	0	0	0
FY13 Change	0	0	0	0	0	-135	-8	-31
FY13 Totals	0	4	0	0	0	760	138	234

Notes :



# Massachusetts

**U.S. AIR FORCE**

## Major Drivers at Westover Joint JARB:

<b>FY11 Total</b>	37	1	2333	79	837				3287
<b>FY12 and FY13 Drivers</b>	<b>AD Mil</b>	<b>AD Civ</b>	<b>Res Drill</b>	<b>Res AGR</b>	<b>Res Tech/Civ</b>	<b>ANG Drill</b>	<b>ANG AGR</b>	<b>ANG Tech/Civ</b>	<b>Grand Total</b>
HEADQUARTERS & OVERHEAD			2						2
OTHER BASE SUPPORT (Non-GBS)			2						2
PREVIOUSLY ANNOUNCED CIVILIAN ACTION		0			1				1
RESOURCE OPTIMIZATION			-7		-11				-18
TAILORING INSTALLATION SUPPORT (GBS)					-3				-3
TOTAL FORCE INTEGRATION					1				1
<b>New FY13 Total</b>	<b>37</b>	<b>1</b>	<b>2330</b>	<b>79</b>	<b>825</b>				<b>3272</b>
Percentage of change	0%	0%	0%	0%	-1%				-0.5%
<b>Westover JARB overall change percentage: .5%</b>									



U.S. AIR FORCE

# Westover JARB



Manpower	Active		Reserve			Guard		
	Mil	Civ	Drill	AGR	ART/Civ	Drill	AGR	Tech/Civ
FY11 Totals	37	1	2,333	79	837	0	0	0
FY12 Change	0	0	+1	0	+1	0	0	0
FY13 Change	0	0	-4	0	-13	0	0	0
FY13 Totals	37	1	2,330	79	825	0	0	0

Notes :

8 C-5M planned to transfer to JB San Antonio-Lackland beginning in FY16

MDS	C-5M
	Reserve
FY12 Totals	16
FY13 Change	0



**U.S. AIR FORCE**

# Michigan

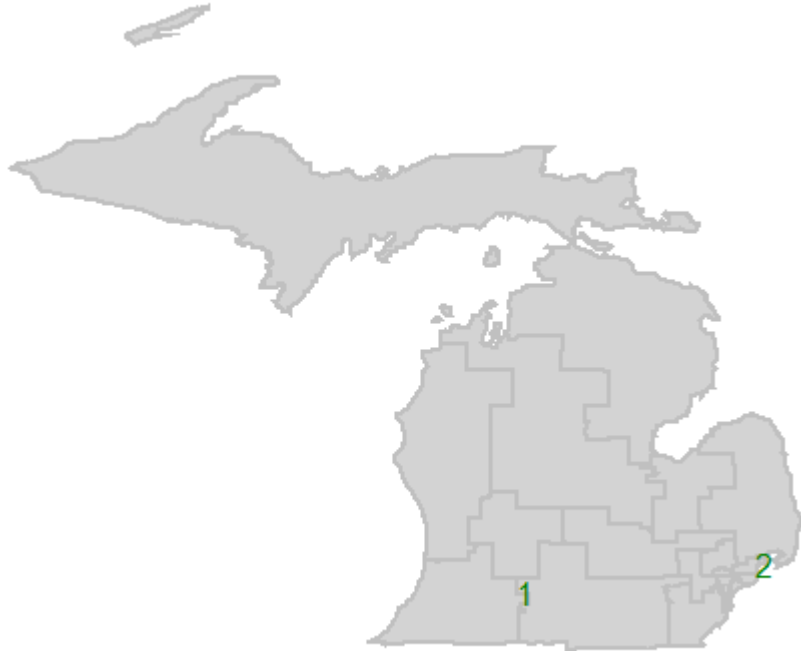
<b>FY11 Total</b>	97	11				2302	370	843	3623	
<b>FY12 and FY13 Drivers</b>	Res								<b>ANG</b>	<b>Grand</b>
	<b>AD Mil</b>	<b>AD Civ</b>	<b>Res Drill</b>	<b>Res AGR</b>	<b>Tech/Civ</b>	<b>ANG Drill</b>	<b>ANG AGR</b>	<b>Tech/Civ</b>	<b>Total</b>	
ANG MC-12/RPA SOURCING						-12	-25		-37	
FORCE STRUCTURE CHANGE (Tied to iron change only)						-623	6	-217	-834	
MISC EFFICIENCIES	-1								-1	
PREVIOUSLY ANNOUNCED CIVILIAN ACTION		-1						5	4	
<b>New FY13 Total</b>	<b>96</b>	<b>10</b>				<b>1667</b>	<b>351</b>	<b>631</b>	<b>2755</b>	
Percentage of change	-1%	-9%				-28%	-5%	-25%	-24%	
<b>Michigan overall change percentage: -24%</b>										





U.S. AIR FORCE

# Michigan



Senators			
Carl Levin ( D )		Debbie Stabenow ( D )	
Map	Base	District	Representative
1	Kellogg AGS	07	Tim Walberg ( R )
2	Selfridge ANGB	10	Candice S. Miller ( R )

Manpower	Active		Reserve			Guard		
	Mil	Civ	Drill	AGR	ART/Civ	Drill	AGR	Tech/Civ
FY11 Totals	97	11	0	0	0	2,302	370	843
FY12 Change	-1	0	0	0	0	0	0	+5
FY13 Change	0	-1	0	0	0	-635	-19	-217
FY13 Totals	96	10	0	0	0	1,667	351	631

Note: All authorized manpower within the state is shown on this summary page, i.e. manpower at support sites, recruiting stations, etc., is included

Legend: ● Active ● Reserve ● Guard ● Other



U.S. AIR FORCE

# Michigan

## Major Drivers at Alpena County RAP:

FY11 Total						26	91	1	118
FY12 and FY13 Drivers	AD Mil	AD Civ	Res Drill	Res AGR	Res Tech/Civ	ANG Drill	ANG AGR	ANG Tech/Civ	Grand Total
ANG MC-12/RPA SOURCING							-25		-25
<b>New FY13 Total</b>						<b>26</b>	<b>66</b>	<b>1</b>	<b>93</b>
Percentage change						0%	-27%	0%	-21%
<b>Alpena County RAP overall change percentage: -21%</b>									





U.S. AIR FORCE

# Michigan

## Major Drivers at Detroit:

FY11 Total	3								3
FY12 and FY13 Drivers	AD Mil	AD Civ	Res Drill	Res AGR	Res Tech/Civ	ANG Drill	ANG AGR	ANG Tech/Civ	Grand Total
MISC EFFICIENCIES	-1								-1
New FY13 Total	2								2
Percentage change	-33%								-33%
<b>Detroit overall change percentage: -33%</b>									





**U.S. AIR FORCE**

# Michigan

## Major Drivers at Kellogg AGS:

FY11 Total						847	103	124	1074
FY12 and FY13 Drivers	AD Mil	AD Civ	Res Drill	Res AGR	Res Tech/Civ	ANG Drill	ANG AGR	ANG Tech/Civ	Grand Total
ANG MC-12/RPA SOURCING						-6			-6
FORCE STRUCTURE CHANGE (Tied to iron change only)						-87	25	-54	-116
<b>New FY13 Total</b>						<b>754</b>	<b>128</b>	<b>70</b>	<b>952</b>
Percentage change						-11%	24%	-44%	-11%
<b>Kellogg AGS overall change percentage: -11%</b>									



U.S. AIR FORCE

# Kellogg AGS



Manpower	Active		Reserve			Guard		
	Mil	Civ	Drill	AGR	ART/Civ	Drill	AGR	Tech/Civ
FY11 Totals	0	0	0	0	0	847	103	124
FY12 Change	0	0	0	0	0	0	0	0
FY13 Change	0	0	0	0	0	-93	+25	-54
FY13 Totals	0	0	0	0	0	754	128	70

Notes :

C-27J aircraft will not replace the C-21 bridge mission. C-21 aircraft retired through a prior budget action

MQ-1/9 Remote Split Ops Squadron will begin bed down

MDS	C-21A	C-27J
	Guard	Guard
FY12 Totals	1	4
FY13 Change	-1	-4



**U.S. AIR FORCE**

# Michigan

## Major Drivers at Selfridge ANGB:

FY11 Total	1					1402	163	709	2275
FY12 and FY13 Drivers	AD Mil	AD Civ	Res Drill	Res AGR	Res Tech/Civ	ANG Drill	ANG AGR	ANG Tech/Civ	Grand Total
ANG MC-12/RPA SOURCING						-6			-6
FORCE STRUCTURE CHANGE (Tied to iron change only)						-536	-19	-163	-718
PREVIOUSLY ANNOUNCED CIVILIAN ACTION		-1						5	4
<b>New FY13 Total</b>		<b>0</b>				<b>860</b>	<b>144</b>	<b>551</b>	<b>1555</b>
Percentage of change		-100%				-39%	-12%	-22%	-32%
<b>Selfridge ANGB overall change percentage: -32%</b>									





U.S. AIR FORCE

# Selfridge ANGB



Manpower	Active		Reserve			Guard		
	Mil	Civ	Drill	AGR	ART/Civ	Drill	AGR	Tech/Civ
FY11 Totals	0	1	0	0	0	1,402	163	709
FY12 Change	0	0	0	0	0	0	0	+5
FY13 Change	0	-1	0	0	0	-542	-19	-163
FY13 Totals	0	0	0	0	0	860	144	551

**Notes :**

Selfridge tenants include: Coast Guard Air Station Detroit; Marine Wing Support Group; Naval Mobile Construction Battalion; Army Aviation Support Facility; 1st Battalion, 24th Marine Regiment; US Customs and Border Protection Northern Air and Marine Wing

MDS	KC-135R/T	A-10C
	Guard	Guard
FY12 Totals	8	21
FY13 Change	+4	-21



**U.S. AIR FORCE**

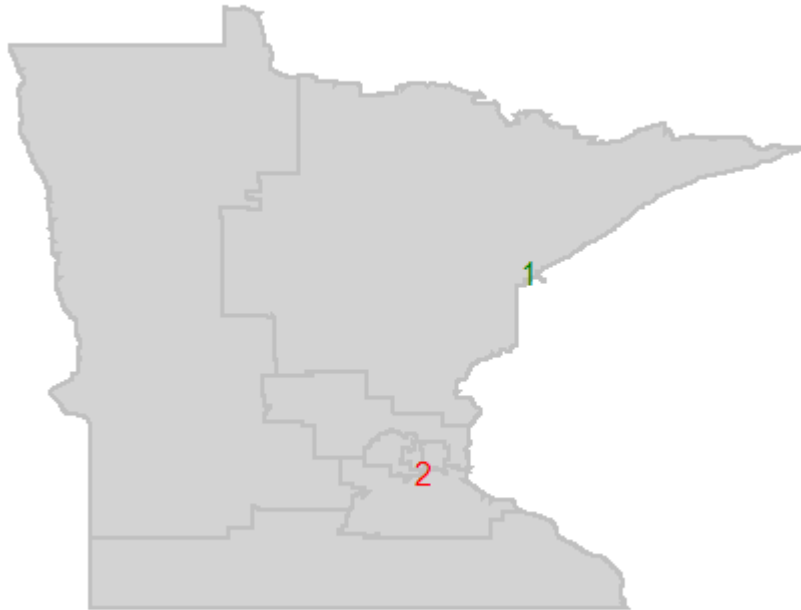
# Minnesota

<b>FY11 Total</b>	44	6	1307	50	334	1891	242	425	4299
<b>FY12 and FY13 Drivers</b>	<b>Res</b>						<b>ANG</b>		<b>Grand Total</b>
	<b>AD Mil</b>	<b>AD Civ</b>	<b>Res Drill</b>	<b>Res AGR</b>	<b>Tech/Civ</b>	<b>ANG Drill</b>	<b>ANG AGR</b>	<b>Tech/Civ</b>	
ANG MC-12/RPA SOURCING						-8			-8
ANG READINESS RESET						19		8	27
ANG READINESS SOURCING						-33	-4		-37
CIVILIAN-MILITARY CONVERSION	-1								-1
FORCE STRUCTURE CHANGE (Tied to iron change only)			-444		-102				-546
MISC EFFICIENCIES	-1								-1
OTHER BASE SUPPORT (Non-GBS)			2						2
PREVIOUSLY ANNOUNCED CIVILIAN ACTION		-3			1				-2
RESOURCE OPTIMIZATION					-1				-1
TOTAL FORCE INTEGRATION	52					14			66
<b>New FY13 Total</b>	<b>94</b>	<b>3</b>	<b>865</b>	<b>50</b>	<b>232</b>	<b>1883</b>	<b>238</b>	<b>433</b>	<b>3798</b>
Percentage of change	114%	-50%	-34%	0%	-31%	0%	-2%	2%	-12%
<b>Minnesota overall change percentage: -12%</b>									



U.S. AIR FORCE

# Minnesota



Senators			
Amy Klobuchar ( D )		Al Franken ( D )	
Map	Base	District	Representative
1	Duluth AGS	08	Chip Cracaack ( R )
2	Minneapolis-St Paul IAP ARS	05	Keith Ellison ( D )

Manpower	Active		Reserve			Guard		
	Mil	Civ	Drill	AGR	ART/Civ	Drill	AGR	Tech/Civ
FY11 Totals	44	6	1,307	50	334	1,891	242	425
FY12 Change	+22	0	-1	0	+11	0	0	0
FY13 Change	+28	-3	-441	0	-113	-8	-4	+8
FY13 Totals	94	3	865	50	232	1,883	238	433

Note: All authorized manpower within the state is shown on this summary page, i.e. manpower at support sites, recruiting stations, etc., is included

Legend: ● Active ● Reserve ● Guard ● Other



U.S. AIR FORCE

# Minnesota

## Major Drivers at Chanhassen:

<b>FY11 Total</b>	1								1
<b>FY12 and FY13 Drivers</b>	AD		Res			ANG			Grand
	Mil	Civ	Drill	AGR	Tech/Civ	Drill	AGR	Tech/Civ	Total
MISC EFFICIENCIES	-1								-1
<b>New FY13 Total</b>	<b>0</b>								<b>0</b>
Percentage change	-100%								-100%
<b>Chanhassen overall change percentage: -100%</b>									





**U.S. AIR FORCE**

# Minnesota

## Major Drivers at Duluth AGS:

<b>FY11 Total</b>					790	162	229	1181	
<b>FY12 and FY13 Drivers</b>	<b>AD Mil</b>	<b>AD Civ</b>	<b>Res Drill</b>	<b>Res AGR</b>	<b>Res Tech/Civ</b>	<b>ANG Drill</b>	<b>ANG AGR</b>	<b>ANG Tech/Civ</b>	<b>Grand Total</b>
ANG MC-12/RPA SOURCING						-6			-6
ANG READINESS RESET								8	8
ANG READINESS SOURCING						-7	-3		-10
TOTAL FORCE INTEGRATION	52					14			66
<b>Duluth AGS Total</b>	<b>52</b>					<b>791</b>	<b>159</b>	<b>237</b>	<b>1239</b>
Percentage of change	100%					0%	-2%	3%	5%
<b>Duluth AGS overall change percent: 5%</b>									



U.S. AIR FORCE

# Duluth AGS



Manpower	Active		Reserve			Guard		
	Mil	Civ	Drill	AGR	ART/Civ	Drill	AGR	Tech/Civ
FY11 Totals	0	0	0	0	0	790	162	229
FY12 Change	+24	0	0	0	0	0	0	0
FY13 Change	+28	0	0	0	0	+1	-3	+8
FY13 Totals	52	0	0	0	0	791	159	237

Notes :

Active Association planned with ANG F-16

MDS	F-16C/D
	Guard
FY12 Totals	20
FY13 Change	0



**U.S. AIR FORCE**

# Minnesota

## Major Drivers at Minneapolis-St Paul IAP ARS:

<b>FY11 Total</b>	11	2	1307	49	334	1075	72	186	3036
<b>FY12 and FY13 Drivers</b>	<b>AD Mil</b>	<b>AD Civ</b>	<b>Res Drill</b>	<b>Res AGR</b>	<b>Res Tech/Civ</b>	<b>ANG Drill</b>	<b>ANG AGR</b>	<b>ANG Tech/Civ</b>	<b>Grand Total</b>
ANG MC-12/RPA SOURCING						-2			-2
ANG READINESS RESET						19			19
ANG READINESS SOURCING						-26	-1		-27
CIVILIAN-MILITARY CONVERSION	-1								-1
FORCE STRUCTURE CHANGE (Tied to iron change only)			-444		-102				-546
OTHER BASE SUPPORT (Non-GBS)			2						2
PREVIOUSLY ANNOUNCED CIVILIAN ACTION		-2			1				-1
RESOURCE OPTIMIZATION					-1				-1
<b>New FY13 Total</b>	<b>10</b>	<b>0</b>	<b>865</b>	<b>49</b>	<b>232</b>	<b>1066</b>	<b>71</b>	<b>186</b>	<b>2479</b>
Percentage of change	-9%	-100%	-34%	0%	-31%	-1%	-1%	0%	-18%

**Minneapolis-St Paul IAP ARS overall change percentage: -18%**





U.S. AIR FORCE

# Minneapolis-St Paul IAP ARS



\* Minneapolis-St Paul IAP ARS

Manpower	Active		Reserve			Guard		
	Mil	Civ	Drill	AGR	ART/Civ	Drill	AGR	Tech/Civ
FY11 Totals	11	2	1,307	49	334	1,075	72	186
FY12 Change	-1	0	-1	0	+11	0	0	0
FY13 Change	0	-2	-441	0	-113	-9	-1	0
FY13 Totals	10	0	865	49	232	1,066	71	186

Notes :

8 AFRC C-130H3 planned to begin transfer in FY14

Base ownership transferred from Air Force Reserve Command to the Air National Guard

MDS	C-130H	C-130H
	Guard	Reserve
FY12 Totals	8	8
FY13 Change	0	0



**U.S. AIR FORCE**

# Minnesota

## Major Drivers at St Paul:

<b>FY11 Total</b>	8	2				26	8	10	54
<b>FY12 and FY13 Drivers</b>	<b>AD Mil</b>	<b>AD Civ</b>	<b>Res Drill</b>	<b>Res AGR</b>	<b>Res Tech/Civ</b>	<b>ANG Drill</b>	<b>ANG AGR</b>	<b>ANG Tech/Civ</b>	<b>Grand Total</b>
PREVIOUSLY ANNOUNCED CIVILIAN ACTION		-1							-1
<b>New FY13 Total</b>	<b>8</b>	<b>1</b>				<b>26</b>	<b>8</b>	<b>10</b>	<b>53</b>
Percentage of change	0%	-50%				0%	0%	0%	-2%
<b>St Paul overall change percentage: -2%</b>									





**U.S. AIR FORCE**

# Mississippi

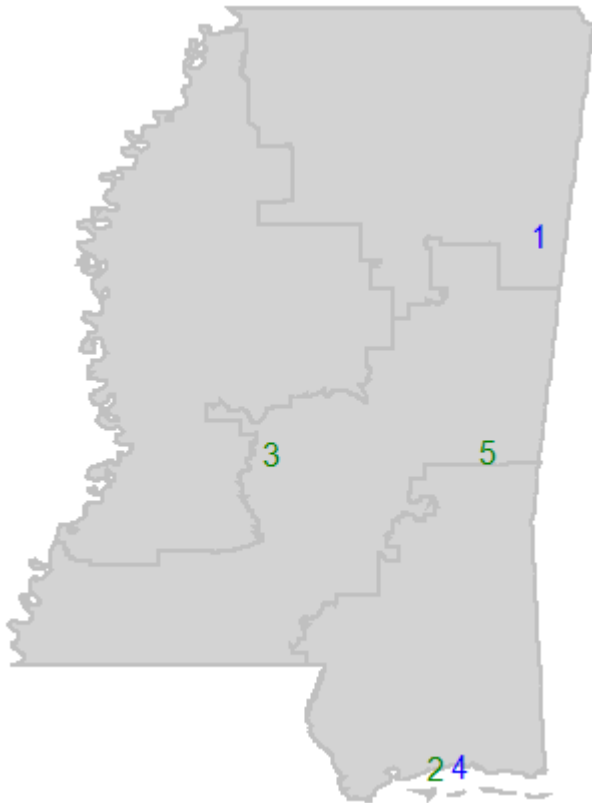
<b>FY11 Total</b>	3640	1824	1410	44	330	2344	299	470	10361
<b>FY12 and FY13 Drivers</b>	<b>AD Mil</b>	<b>AD Civ</b>	<b>Res Drill</b>	<b>Res AGR</b>	<b>Res Tech/Civ</b>	<b>ANG Drill</b>	<b>ANG AGR</b>	<b>ANG Tech/Civ</b>	<b>Grand Total</b>
ANG MC-12/RPA Growth						345	35	68	448
ANG MC-12/RPA SOURCING						-288	-44	-48	-380
BASELINE									
CIVILIAN-MILITARY CONVERSION	19								19
CONSOLIDATION/REGIONALIZATION OF FUNCTIONS	1								1
DEFENSE HEALTH PROGRAM	-101								-101
EDUCATION AND TRAINING	-6								-6
FORCE STRUCTURE CHANGE (Tied to iron change only)	-111					-252	-19	-73	-455
MISC EFFICIENCIES	-1								-1
OTHER BASE SUPPORT (Non-GBS)	0		2						2
PREVIOUSLY ANNOUNCED CIVILIAN ACTION		-142			1				-141
RESOURCE OPTIMIZATION			5		4				9
TAILORING INSTALLATION SUPPORT (GBS)	-1								-1
TOTAL FORCE INTEGRATION					1				1
<b>New FY13 Total</b>	<b>3440</b>	<b>1682</b>	<b>1417</b>	<b>44</b>	<b>336</b>	<b>2149</b>	<b>271</b>	<b>417</b>	<b>9756</b>
Percentage of change	-5%	-8%	0%	0%	2%	-8%	-9%	-11%	-6%

**Mississippi overall change percentage: -6%**



U.S. AIR FORCE

# Mississippi



Senators			
Thad Cochran ( R )		Roger F. Wicker ( R )	
Map	Base	District	Representative
1	Columbus AFB	01	Alan Nunnelee ( R )
2	Gulfport-Biloxi IAP AGS	04	Steven M. Palazzo ( R )
3	Jackson AGS	03	Gregg Harper ( R )
4	Keesler AFB	04	Steven M. Palazzo ( R )
5	Key Field AGS	03	Gregg Harper ( R )

Manpower	Active		Reserve			Guard		
	Mil	Civ	Drill	AGR	ART/Civ	Drill	AGR	Tech/Civ
FY11 Totals	3,640	1,824	1,410	44	330	2,344	299	470
FY12 Change	-96	-125	+2	0	+1	0	0	0
FY13 Change	-104	-17	+5	0	+5	-195	-28	-53
FY13 Totals	3,440	1,682	1,417	44	336	2,149	271	417

Note: All authorized manpower within the state is shown on this summary page, i.e. manpower at support sites, recruiting stations, etc., is included

Legend: ● Active ● Reserve ● Guard ● Other



**U.S. AIR FORCE**

# Mississippi

## Major Drivers at Columbus AFB:

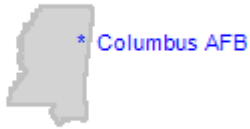
<b>FY11 Total</b>	814	540	75	34	1				1464
<b>FY12 and FY13 Drivers</b>	<b>AD Mil</b>	<b>AD Civ</b>	<b>Res Drill</b>	<b>Res AGR</b>	<b>Res Tech/Civ</b>	<b>ANG Drill</b>	<b>ANG AGR</b>	<b>ANG Tech/Civ</b>	<b>Grand Total</b>
CIVILIAN-MILITARY CONVERSION	13								13
CONSOLIDATION/REGIONALIZATION OF FUNCTIONS	-2								-2
DEFENSE HEALTH PROGRAM	8								8
EDUCATION AND TRAINING	3								3
OTHER BASE SUPPORT (Non-GBS)	0								0
PREVIOUSLY ANNOUNCED CIVILIAN ACTION		-35							-35
<b>New FY13 Total</b>	<b>836</b>	<b>505</b>	<b>75</b>	<b>34</b>	<b>1</b>				<b>1451</b>
Percentage of change	3%	-6%	0%	0%	0%				-1%

**Columbus AFB overall change percentage: -1%**



U.S. AIR FORCE

# Columbus AFB



Manpower	Active		Reserve			Guard		
	Mil	Civ	Drill	AGR	ART/Civ	Drill	AGR	Tech/Civ
FY11 Totals	814	540	75	34	1	0	0	0
FY12 Change	+18	-29	0	0	0	0	0	0
FY13 Change	+4	-6	0	0	0	0	0	0
FY13 Totals	836	505	75	34	1	0	0	0

Notes :

MDS	T-38	T-1A	T-6A
	Active	Active	Active
FY12 Totals	84	46	99
FY13 Change	0	0	0



U.S. AIR FORCE

# Mississippi

## Major Drivers at Flowood:

<b>FY11 Total</b>	2								2
<b>FY12 and FY13 Drivers</b>	<b>AD Mil</b>	<b>AD Civ</b>	<b>Res Drill</b>	<b>Res AGR</b>	<b>Res Tech/Civ</b>	<b>ANG Drill</b>	<b>ANG AGR</b>	<b>ANG Tech/Civ</b>	<b>Grand Total</b>
MISC EFFICIENCIES	-1								-1
<b>New FY13 Total</b>	<b>1</b>								<b>1</b>
Percentage of change	-50%								-50%
<b>Flowood overall change percentage: -50%</b>									







**U.S. AIR FORCE**

# Mississippi

## Major Drivers at Gulfport-Biloxi IAP AGS:

<b>FY11 Total</b>						290	83	37	410
<b>FY12 and FY13 Drivers</b>	<b>AD Mil</b>	<b>AD Civ</b>	<b>Res Drill</b>	<b>Res AGR</b>	<b>Res Tech/Civ</b>	<b>ANG Drill</b>	<b>ANG AGR</b>	<b>ANG Tech/Civ</b>	<b>Grand Total</b>
ANG MC-12/RPA SOURCING							-26		-26
<b>New FY13 Total</b>						<b>290</b>	<b>57</b>	<b>37</b>	<b>384</b>
Percentage of change						0%	-31%	0%	-6%
<b>Gulfport-Biloxi IAP AGS overall change percentage: -6%</b>									



U.S. AIR FORCE

# Gulfport-Biloxi IAP AGS



\* Gulfport-Biloxi IAP AGS

Manpower	Active		Reserve			Guard		
	Mil	Civ	Drill	AGR	ART/Civ	Drill	AGR	Tech/Civ
FY11 Totals	0	0	0	0	0	290	83	37
FY12 Change	0	0	0	0	0	0	0	0
FY13 Change	0	0	0	0	0	0	-26	0
FY13 Totals	0	0	0	0	0	290	57	37

Notes :



**U.S. AIR FORCE**

# Mississippi

## Major Drivers at Jackson AGS:

<b>FY11 Total</b>	10	2				977	89	277	1355
<b>FY12 and FY13 Drivers</b>	<b>AD Mil</b>	<b>AD Civ</b>	<b>Res Drill</b>	<b>Res AGR</b>	<b>Res Tech/Civ</b>	<b>ANG Drill</b>	<b>ANG AGR</b>	<b>ANG Tech/Civ</b>	<b>Grand Total</b>
ANG MC-12/RPA SOURCING						-2			-2
PREVIOUSLY ANNOUNCED CIVILIAN ACTION		-1							-1
<b>New FY13 Total</b>	<b>10</b>	<b>1</b>				<b>975</b>	<b>89</b>	<b>277</b>	<b>1352</b>
Percentage of change	0%	-50%				0%	0%	0%	-0.2%
<b>Jackson AGS overall change percentage: -.2%</b>									



U.S. AIR FORCE

# Jackson AGS



Manpower	Active		Reserve			Guard		
	Mil	Civ	Drill	AGR	ART/Civ	Drill	AGR	Tech/Civ
FY11 Totals	10	2	0	0	0	977	89	277
FY12 Change	0	0	0	0	0	0	0	0
FY13 Change	0	-1	0	0	0	-2	0	0
FY13 Totals	10	1	0	0	0	975	89	277

Notes :

MDS	C-17A
	Guard
FY12 Totals	9
FY13 Change	0



**U.S. AIR FORCE**

# Mississippi

## Major Drivers at Keesler AFB:

<b>FY11 Total</b>	2751	1278	1335	8	329		3		5704
<b>FY12 and FY13 Drivers</b>	<b>AD Mil</b>	<b>AD Civ</b>	<b>Res Drill</b>	<b>Res AGR</b>	<b>Res Tech/Civ</b>	<b>ANG Drill</b>	<b>ANG AGR</b>	<b>ANG Tech/Civ</b>	<b>Grand Total</b>
CIVILIAN-MILITARY CONVERSION	6								6
CONSOLIDATION/REGIONALIZATION OF FUNCTIONS	3								3
DEFENSE HEALTH PROGRAM	-109								-109
EDUCATION AND TRAINING	-9								-9
FORCE STRUCTURE CHANGE (Tied to iron change only)	-111								-111
OTHER BASE SUPPORT (Non-GBS)			2						2
PREVIOUSLY ANNOUNCED CIVILIAN ACTION		-106			1				-105
RESOURCE OPTIMIZATION			5		4				9
TAILORING INSTALLATION SUPPORT (GBS)	-1								-1
TOTAL FORCE INTEGRATION					1				1
<b>New FY13 Total</b>	<b>2530</b>	<b>1172</b>	<b>1342</b>	<b>8</b>	<b>335</b>		<b>3</b>		<b>5390</b>
Percentage of change	-8%	-8%	1%	0%	2%		0%		-6%
<b>Keesler AFB overall change percentage: -6%</b>									



U.S. AIR FORCE

# Keesler AFB



Manpower	Active		Reserve			Guard		
	Mil	Civ	Drill	AGR	ART/Civ	Drill	AGR	Tech/Civ
FY11 Totals	2,751	1,278	1,335	8	329	0	3	0
FY12 Change	-113	-96	+2	0	+1	0	0	0
FY13 Change	-108	-10	+5	0	+5	0	0	0
FY13 Totals	2,530	1,172	1,342	8	335	0	3	0

**Notes :**

10 C-130J planned to begin transfer in FY14  
 Active Association with AFRC C-130 ends

MDS	C-130J	WC-130J
	Reserve	Reserve
FY12 Totals	10	11
FY13 Change	0	0



U.S. AIR FORCE

# Mississippi

## Major Drivers at Key Field AGS:

FY11 Total					1077	124	156	1357	
FY12 and FY13 Drivers	AD Mil	AD Civ	Res Drill	Res AGR	Res Tech/Civ	ANG Drill	ANG AGR	ANG Tech/Civ	Grand Total
ANG MC-12/RPA Growth						345	35	68	448
ANG MC-12/RPA SOURCING						-286	-18	-48	-352
FORCE STRUCTURE CHANGE (Tied to iron change only)						-252	-19	-73	-344
<b>New FY13 Total</b>						<b>884</b>	<b>122</b>	<b>103</b>	<b>1109</b>
Percentage of change						-18%	-2%	-34%	-18%
<b>Key Field AGS overall change percentage: -18%</b>									





U.S. AIR FORCE

# Key Field AGS



Manpower	Active		Reserve			Guard		
	Mil	Civ	Drill	AGR	ART/Civ	Drill	AGR	Tech/Civ
FY11 Totals	0	0	0	0	0	1,077	124	156
FY12 Change	0	0	0	0	0	0	0	0
FY13 Change	0	0	0	0	0	-193	-2	-53
FY13 Totals	0	0	0	0	0	884	122	103

Notes :

C-27J Squadron planned to be replaced with 9 to 11 MC-12W in FY14

1 RC-26 planned to retire in FY15

MDS	RC-26B	C-27J
	Guard	Guard
FY12 Totals	1	6
FY13 Change	0	-6



**U.S. AIR FORCE**

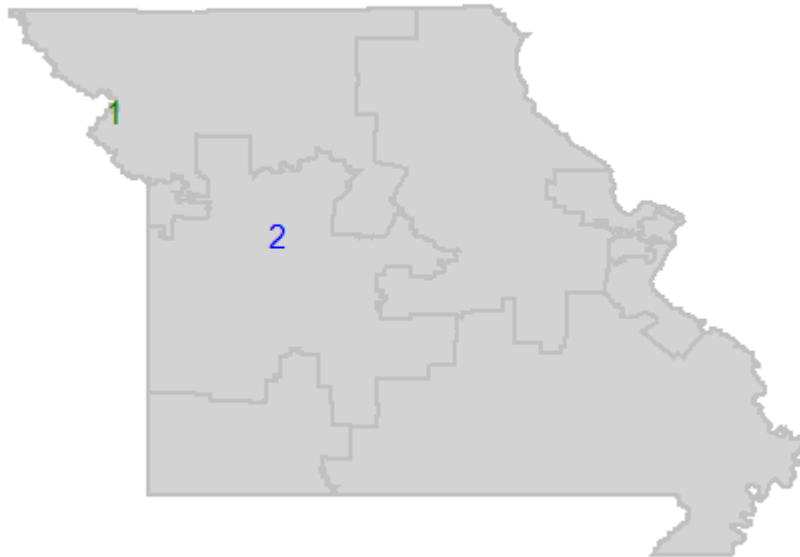
# Missouri

<b>FY11 Total</b>	3870	459	992	21	287	2286	233	550	8698
<b>FY12 and FY13 Drivers</b>	<b>AD Mil</b>	<b>AD Civ</b>	<b>Res Drill</b>	<b>Res AGR</b>	<b>Res Tech/Civ</b>	<b>ANG Drill</b>	<b>ANG AGR</b>	<b>ANG Tech/Civ</b>	<b>Grand Total</b>
ACQUISITION (INCLUDES PROGRAM OFFICES)	6								6
ANG MC-12/RPA SOURCING						-4			-4
ANG READINESS RESET						19			19
ANG READINESS SOURCING						-3			-3
CIVILIAN-MILITARY CONVERSION	6								6
COMMAND AND CONTROL						-168	-17	-17	-202
DEFENSE HEALTH PROGRAM	3								3
FORCE STRUCTURE CHANGE (Tied to iron change only)						-44		-11	-55
INTELLIGENCE, SURVEILLANCE & RECONNAISSANCE						4		2	6
MISC EFFICIENCIES	-2								-2
NUCLEAR ENTERPRISE	-2								-2
OTHER BASE SUPPORT (Non-GBS)	-2		2						0
PREVIOUSLY ANNOUNCED CIVILIAN ACTION		-46			1				-45
TAILORING INSTALLATION SUPPORT (GBS)	-18								-18
TOTAL FORCE INTEGRATION	107		-6		1				102
<b>New FY13 Total</b>	<b>3968</b>	<b>413</b>	<b>988</b>	<b>21</b>	<b>289</b>	<b>2090</b>	<b>216</b>	<b>524</b>	<b>8509</b>
Percentage of change	3%	-10%	0%	0%	1%	-9%	-7%	-5%	-2%
<b>Missouri overall change percentage: -2%</b>									



U.S. AIR FORCE

# Missouri



Senators			
Claire McCaskill ( D )		Roy Blunt ( R )	
Map	Base	District	Representative
1	Rosecrans AGS	06	Sam Graves ( R )
2	Whiteman AFB	04	Vicky Hartzler ( R )

Manpower	Active		Reserve			Guard		
	Mil	Civ	Drill	AGR	ART/Civ	Drill	AGR	Tech/Civ
FY11 Totals	3,870	459	992	21	287	2,286	233	550
FY12 Change	+60	-32	+1	0	+1	0	0	0
FY13 Change	+38	-14	-5	0	+1	-196	-17	-26
FY13 Totals	3,968	413	988	21	289	2,090	216	524

Note: All authorized manpower within the state is shown on this summary page, i.e. manpower at support sites, recruiting stations, etc., is included

Legend: ● Active ● Reserve ● Guard ● Other



**U.S. AIR FORCE**

# Missouri

## Major Drivers at Jefferson Barracks:

FY11 Total						304	26	38	368
FY12 and FY13 Drivers	AD Mil	AD Civ	Res Drill	Res AGR	Res Tech/Civ	ANG Drill	ANG AGR	ANG Tech/Civ	Grand Total
COMMAND AND CONTROL						-168	-17	-17	-202
New FY13 Total						136	9	21	166
Percentage of change						-55%	-65%	-45%	-55%
<b>Jefferson Barracks overall change percentage: -55%</b>									





**U.S. AIR FORCE**

# Missouri

## Major Drivers at Rosecrans AGS:

<b>FY11 Total</b>	20	3	10	961	95	233	1322		
<b>FY12 and FY13 Drivers</b>	<b>AD Mil</b>	<b>AD Civ</b>	<b>Res Drill</b>	<b>Res AGR</b>	<b>Res Tech/Civ</b>	<b>ANG Drill</b>	<b>ANG AGR</b>	<b>ANG Tech/Civ</b>	<b>Grand Total</b>
ANG MC-12/RPA SOURCING						-2			-2
ANG READINESS RESET						19			19
FORCE STRUCTURE CHANGE (Tied to iron change only)						-44		-11	-55
<b>New FY13 Total</b>	<b>20</b>	<b>3</b>	<b>10</b>	<b>934</b>	<b>95</b>	<b>222</b>	<b>1284</b>		
<b>Percentage of change</b>	<b>0%</b>	<b>0%</b>	<b>0%</b>	<b>-3%</b>	<b>0%</b>	<b>-5%</b>	<b>-3%</b>		

**Rosecrans AGS overall change percentage: -3%**



U.S. AIR FORCE

# Rosecrans AGS



Manpower	Active		Reserve			Guard		
	Mil	Civ	Drill	AGR	ART/Civ	Drill	AGR	Tech/Civ
FY11 Totals	20	3	0	10	0	961	95	233
FY12 Change	0	0	0	0	0	0	0	0
FY13 Change	0	0	0	0	0	-27	0	-11
FY13 Totals	20	3	0	10	0	934	95	222

Notes :

10 C-130H2.5 aircraft planned to be replaced by 8 C-130H3 in FY14

Active Association with ANG C-130

MDS	C-130H
	Guard
FY12 Totals	10
FY13 Change	-10



**U.S. AIR FORCE**

# Missouri

## Major Drivers at St Louis:

<b>FY11 Total</b>	36								4	40
<b>FY12 and FY13 Drivers</b>	<b>AD Mil</b>	<b>AD Civ</b>	<b>Res Drill</b>	<b>Res AGR</b>	<b>Res Tech/Civ</b>	<b>ANG Drill</b>	<b>ANG AGR</b>	<b>ANG Tech/Civ</b>	<b>Grand Total</b>	
DEFENSE HEALTH PROGRAM	3								3	
MISC EFFICIENCIES	-2								-2	
<b>New FY13 Total</b>	<b>37</b>			<b>4</b>					<b>41</b>	
Percentage of change	3%			0%					3%	
<b>St Louis overall change percentage: 3%</b>										







**U.S. AIR FORCE**

# Missouri

## Major Drivers at St Louis AFS:

<b>FY11 Total</b>	24		528		56	86	670		
<b>FY12 and FY13 Drivers</b>	<b>AD Mil</b>	<b>AD Civ</b>	<b>Res Drill</b>	<b>Res AGR</b>	<b>Res Tech/Civ</b>	<b>ANG Drill</b>	<b>ANG AGR</b>	<b>ANG Tech/Civ</b>	<b>Grand Total</b>
ANG MC-12/RPA SOURCING						-2			-2
ANG READINESS SOURCING						-3			-3
<b>New FY13 Total</b>	<b>24</b>					<b>523</b>	<b>56</b>	<b>86</b>	<b>665</b>
Percentage of change	0%					-1%	0%	0%	-1%
<b>St Louis AFS overall change percentage: -1%</b>									





**U.S. AIR FORCE**

# Missouri

## Major Drivers at Warsaw:

<b>FY11 Total</b>	1								1
<b>FY12 and FY13 Drivers</b>	<b>AD Mil</b>	<b>AD Civ</b>	<b>Res Drill</b>	<b>Res AGR</b>	<b>Res Tech/Civ</b>	<b>ANG Drill</b>	<b>ANG AGR</b>	<b>ANG Tech/Civ</b>	<b>Grand Total</b>
PREVIOUSLY ANNOUNCED CIVILIAN ACTION		-1							-1
<b>New FY13 Total</b>		<b>0</b>							<b>0</b>
Percentage of change		-100%							-100%
<b>Warsaw overall change parcentage: -100%</b>									





**U.S. AIR FORCE**

# Missouri

## Major Drivers at Whiteman AFB:

<b>FY11 Total</b>	3654	437	992	4	287	455	23	183	6035
<b>FY12 and FY13 Drivers</b>	<b>AD Mil</b>	<b>AD Civ</b>	<b>Res Drill</b>	<b>Res AGR</b>	<b>Res Tech/Civ</b>	<b>ANG Drill</b>	<b>ANG AGR</b>	<b>ANG Tech/Civ</b>	<b>Grand Total</b>
ACQUISITION (INCLUDES PROGRAM OFFICES)	6								6
CIVILIAN-MILITARY CONVERSION	6								6
INTELLIGENCE, SURVEILLANCE & RECONNAISSANCE						4		2	6
NUCLEAR ENTERPRISE	-2								-2
OTHER BASE SUPPORT (Non-GBS)	-2		2						0
PREVIOUSLY ANNOUNCED CIVILIAN ACTION		-45			1				-44
TAILORING INSTALLATION SUPPORT (GBS)	-18								-18
TOTAL FORCE INTEGRATION	107		-6		1				102
<b>New FY13 Total</b>	<b>3751</b>	<b>392</b>	<b>988</b>	<b>4</b>	<b>289</b>	<b>459</b>	<b>23</b>	<b>185</b>	<b>6091</b>
Percentage of change	3%	-10%	0%	0%	1%	1%	0%	1%	1%
<b>Whiteman AFB overall change percentage: 1%</b>									



U.S. AIR FORCE

# Whiteman AFB



Manpower	Active		Reserve			Guard		
	Mil	Civ	Drill	AGR	ART/Civ	Drill	AGR	Tech/Civ
FY11 Totals	3,654	437	992	4	287	455	23	183
FY12 Change	+59	-31	+1	0	+1	0	0	0
FY13 Change	+38	-14	-5	0	+1	+4	0	+2
FY13 Totals	3,751	392	988	4	289	459	23	185

Notes :

B-2 ANG Classic Association  
Active Association with AFRC A-10

MDS	A-10C	T-38	RSO Ground Station	B-2A
	Reserve	Active	Active	Active
FY12 Totals	24	12	5	19
FY13 Change	+3	0	0	0



**U.S. AIR FORCE**

# Montana

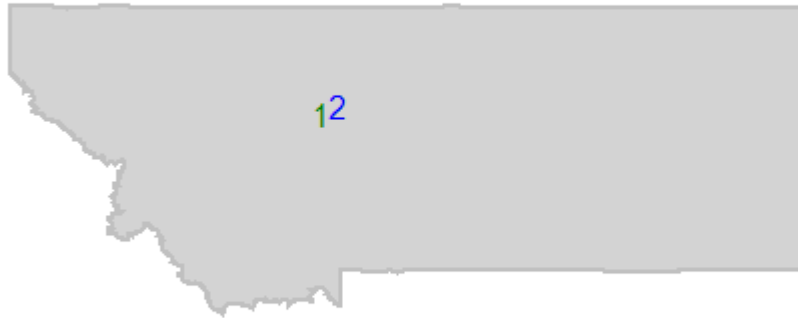
<b>FY11 Total</b>	3150	628		1		896	117	271	5063
<b>FY12 and FY13 Drivers</b>	<b>Res</b>								<b>Grand Total</b>
	<b>AD Mil</b>	<b>AD Civ</b>	<b>Res Drill</b>	<b>Res AGR</b>	<b>Tech/Civ</b>	<b>ANG Drill</b>	<b>ANG AGR</b>	<b>ANG Tech/Civ</b>	
ANG MC-12/RPA SOURCING						-4			-4
ANG READINESS SOURCING						-3	-3		-6
CIVILIAN-MILITARY CONVERSION	7								7
FORCE STRUCTURE CHANGE (Tied to iron change only)	-1					-38	-36	-60	-135
NUCLEAR ENTERPRISE	1								1
PREVIOUSLY ANNOUNCED CIVILIAN ACTION		-8							-8
TAILORING INSTALLATION SUPPORT (GBS)	-7								-7
<b>New FY13 Total</b>	<b>3150</b>	<b>620</b>		<b>1</b>		<b>851</b>	<b>78</b>	<b>211</b>	<b>4911</b>
Percentage of change	0%	-1%		0%		-5%	-33%	-22%	-3%
<b>Montana overall change percentage: -3%</b>									





U.S. AIR FORCE

# Montana



Senators			
Max Baucus ( D )		Jon Tester ( D )	

Map	Base	District	Representative
1	Great Falls AGS	01	Denny Rehberg ( R )
2	Malmstrom AFB	01	Denny Rehberg ( R )

Manpower	Active		Reserve			Guard		
	Mil	Civ	Drill	AGR	ART/Civ	Drill	AGR	Tech/Civ
FY11 Totals	3,150	628	0	1	0	896	117	271
FY12 Change	+1	+7	0	0	0	0	0	0
FY13 Change	-1	-15	0	0	0	-45	-39	-60
FY13 Totals	3,150	620	0	1	0	851	78	211

Note: All authorized manpower within the state is shown on this summary page, i.e. manpower at support sites, recruiting stations, etc., is included

Legend: ● Active ● Reserve ● Guard ● Other



**U.S. AIR FORCE**

# Montana

## Major Drivers at Great Falls AGS:

<b>FY11 Total</b>						2	760	97	261	1120
<b>FY12 and FY13 Drivers</b>	<b>AD Mil</b>	<b>AD Civ</b>	<b>Res Drill</b>	<b>Res AGR</b>	<b>Res Tech/Civ</b>	<b>ANG Drill</b>	<b>ANG AGR</b>	<b>ANG Tech/Civ</b>	<b>Grand Total</b>	
ANG MC-12/RPA SOURCING						-4			-4	
ANG READINESS SOURCING						-3	-3		-6	
FORCE STRUCTURE CHANGE (Tied to iron change only)	-1					-38	-36	-60	-135	
<b>New FY13 Total</b>	1					715	58	201	<b>975</b>	
Percentage of change	-50%					-6%	-40%	-23%	-13%	
<b>Great Falls AGS overall change percentage: -13%</b>										



U.S. AIR FORCE

# Great Falls AGS



Manpower	Active		Reserve			Guard		
	Mil	Civ	Drill	AGR	ART/Civ	Drill	AGR	Tech/Civ
FY11 Totals	2	0	0	0	0	760	97	261
FY12 Change	0	0	0	0	0	0	0	0
FY13 Change	-1	0	0	0	0	-45	-39	-60
FY13 Totals	1	0	0	0	0	715	58	201

Notes :

C-27J aircraft will not replace F-15

8 C-130H2 planned to begin bed down in FY14

FY12 transfer of F-15 pending completion of Environmental Impact Statement

MDS	F-15C/D
	Guard
FY12 Totals	0
FY13 Change	0



U.S. AIR FORCE

# Montana

## Major Drivers at Malmstrom AFB:

<b>FY11 Total</b>	3132	627	1		111	13	2	3886	
<b>FY12 and FY13 Drivers</b>	<b>AD Mil</b>	<b>AD Civ</b>	<b>Res Drill</b>	<b>Res AGR</b>	<b>Res Tech/Civ</b>	<b>ANG Drill</b>	<b>ANG AGR</b>	<b>ANG Tech/Civ</b>	<b>Grand Total</b>
CIVILIAN-MILITARY CONVERSION	7								7
NUCLEAR ENTERPRISE	1								1
PREVIOUSLY ANNOUNCED CIVILIAN ACTION		-8							-8
TAILORING INSTALLATION SUPPORT (GBS)	-7								-7
<b>New FY13 Total</b>	<b>3133</b>	<b>619</b>		<b>1</b>		<b>111</b>	<b>13</b>	<b>2</b>	<b>3879</b>
Percentage of change	0%	-1%		0%		0%	0%	0%	-0.2%
<b>Malmstrom AFB overall change percentage: -.2%</b>									



U.S. AIR FORCE

# Malmstrom AFB



Manpower	Active		Reserve			Guard		
	Mil	Civ	Drill	AGR	ART/Civ	Drill	AGR	Tech/Civ
FY11 Totals	3,132	627	0	1	0	111	13	2
FY12 Change	+1	+7	0	0	0	0	0	0
FY13 Change	0	-15	0	0	0	0	0	0
FY13 Totals	3,133	619	0	1	0	111	13	2

Notes :

RED HORSE ANG Classic Association

MDS	UH-1N
	Active
FY12 Totals	8
FY13 Change	0



**U.S. AIR FORCE**

# Nebraska

<b>FY11 Total</b>	5264	2577	35	12	2	829	133	204	9056
<b>FY12 and FY13 Drivers</b>	<b>Res</b>							<b>ANG</b>	<b>Grand Total</b>
	<b>AD Mil</b>	<b>AD Civ</b>	<b>Res Drill</b>	<b>Res AGR</b>	<b>Tech/Civ</b>	<b>ANG Drill</b>	<b>ANG AGR</b>	<b>Tech/Civ</b>	
AGE MANPOWER STANDARDS APPLICATION	-12								-12
ANG MC-12/RPA SOURCING						-2			-2
ANG READINESS SOURCING						-9	-3		-12
CIVILIAN-MILITARY CONVERSION	1								1
CONSOLIDATION/REGIONALIZATION OF FUNCTIONS	21								21
DEFENSE HEALTH PROGRAM	8								8
EDUCATION AND TRAINING	-1								-1
HEADQUARTERS & OVERHEAD	-8								-8
PREVIOUSLY ANNOUNCED CIVILIAN ACTION		-76						5	-71
RESOURCE OPTIMIZATION	6								6
TAILORING INSTALLATION SUPPORT (GBS)	-6								-6
<b>New FY13 Total</b>	<b>5273</b>	<b>2501</b>	<b>35</b>	<b>12</b>	<b>2</b>	<b>818</b>	<b>130</b>	<b>209</b>	<b>8980</b>
Percentage of change	0%	-3%	0%	0%	0%	-1%	-2%	2%	-1%
<b>Nebraska overall change percentage: -1%</b>									



U.S. AIR FORCE

# Nebraska



Senators			
Ben Nelson ( D )		Mike Johanns ( R )	
Map	Base	District	Representative
1	Lincoln AGS	01	Jeff Fortenberry ( R )
2	Offutt AFB	02	Lee Terry ( R )

Manpower	Active		Reserve			Guard		
	Mil	Civ	Drill	AGR	ART/Civ	Drill	AGR	Tech/Civ
FY11 Totals	5,264	2,577	35	12	2	829	133	204
FY12 Change	-9	-52	0	0	0	0	0	+5
FY13 Change	+18	-24	0	0	0	-11	-3	0
FY13 Totals	5,273	2,501	35	12	2	818	130	209

Note: All authorized manpower within the state is shown on this summary page, i.e. manpower at support sites, recruiting stations, etc., is included

Legend: ● Active ● Reserve ● Guard ● Other



**U.S. AIR FORCE**

# Nebraska

## Major Drivers at Lincoln AGS:

<b>FY11 Total</b>						782	96	201	1079
<b>FY12 and FY13 Drivers</b>	<b>AD Mil</b>	<b>AD Civ</b>	<b>Res Drill</b>	<b>Res AGR</b>	<b>Res Tech/Civ</b>	<b>ANG Drill</b>	<b>ANG AGR</b>	<b>ANG Tech/Civ</b>	<b>Grand Total</b>
ANG MC-12/RPA SOURCING						-2			-2
ANG READINESS SOURCING						-9	-3		-12
PREVIOUSLY ANNOUNCED CIVILIAN ACTION								5	5
<b>New FY13 Total</b>						<b>771</b>	<b>93</b>	<b>206</b>	<b>1070</b>
Percentage of change						-1%	-3%	2%	-1%
<b>Lincoln AGS overall change percentage: -1%</b>									





Manpower	Active		Reserve			Guard		
	Mil	Civ	Drill	AGR	ART/Civ	Drill	AGR	Tech/Civ
FY11 Totals	0	0	0	0	0	782	96	201
FY12 Change	0	0	0	0	0	0	0	+5
FY13 Change	0	0	0	0	0	-11	-3	0
FY13 Totals	0	0	0	0	0	771	93	206

Notes :

MDS	KC-135R/T
	Guard
FY12 Totals	8
FY13 Change	0



**U.S. AIR FORCE**

# Nebraska

## Major Drivers at Offutt AFB:

<b>FY11 Total</b>	5231	2574	35	12	2	47	36	3	7940
<b>FY12 and FY13 Drivers</b>	<b>AD Mil</b>	<b>AD Civ</b>	<b>Res Drill</b>	<b>Res AGR</b>	<b>Res Tech/Civ</b>	<b>ANG Drill</b>	<b>ANG AGR</b>	<b>ANG Tech/Civ</b>	<b>Grand Total</b>
AGE MANPOWER STANDARDS APPLICATION	-12								-12
CIVILIAN-MILITARY CONVERSION	1								1
CONSOLIDATION/REGIONALIZATION OF FUNCTIONS	21								21
DEFENSE HEALTH PROGRAM	8								8
EDUCATION AND TRAINING	-1								-1
HEADQUARTERS & OVERHEAD	-8								-8
PREVIOUSLY ANNOUNCED CIVILIAN ACTION		-76							-76
RESOURCE OPTIMIZATION	6								6
TAILORING INSTALLATION SUPPORT (GBS)	-6								-6
<b>New FY13 Total</b>	<b>5240</b>	<b>2498</b>	<b>35</b>	<b>12</b>	<b>2</b>	<b>47</b>	<b>36</b>	<b>3</b>	<b>7873</b>
Percentage of change	0%	-3%	0%	0%	0%	0%	0%	0%	-1%
<b>Offutt AFB overall change percentage: -1%</b>									



U.S. AIR FORCE

# Offutt AFB



Manpower	Active		Reserve			Guard		
	Mil	Civ	Drill	AGR	ART/Civ	Drill	AGR	Tech/Civ
FY11 Totals	5,231	2,574	35	12	2	47	36	3
FY12 Change	-9	-52	0	0	0	0	0	0
FY13 Change	+18	-24	0	0	0	0	0	0
FY13 Totals	5,240	2,498	35	12	2	47	36	3

Notes :

Wing Operations ANG Classic Association

Cryptolinguist Intelligence Classic Association planned for FY15

MDS	OC-135B	E-4B	RC-135V/W	RC-135S	RC-135U	TC-135W
	Active	Active	Active	Active	Active	Active
FY12 Totals	2	8	17	3	2	3
FY13 Change	0	0	0	0	0	0

MDS	WC-135C	WC-135W
	Active	Active
FY12 Totals	1	1
FY13 Change	0	0



**U.S. AIR FORCE**

# Nevada

<b>FY11 Total</b>	9463	1371	770	98	148	975	156	202	13183
<b>FY12 and FY13 Drivers</b>	<b>AD Mil</b>	<b>AD Civ</b>	<b>Res Drill</b>	<b>Res AGR</b>	<b>Res Tech/Civ</b>	<b>ANG Drill</b>	<b>ANG AGR</b>	<b>ANG Tech/Civ</b>	<b>Grand Total</b>
AGE MANPOWER STANDARDS APPLICATION	-12								-12
ANG MC-12/RPA SOURCING						-2			-2
ANG READINESS RESET								2	2
ANG READINESS SOURCING								-2	-2
BATTLEFIELD AIRMAN	5								5
CIVILIAN-MILITARY CONVERSION	31								31
CONSOLIDATION/REGIONALIZATION OF FUNCTIONS	2								2
DEFENSE HEALTH PROGRAM	80								80
EDUCATION AND TRAINING	15								15
FORCE STRUCTURE CHANGE (Tied to iron change only)	125								125
FORCE STRUCTURE TEST AND EVALUATION	32	-2							30
MISC PROGRAMMING	2								2
OTHER BASE SUPPORT (Non-GBS)	1								1
PREVIOUSLY ANNOUNCED CIVILIAN ACTION		-109			7				-102
RESOURCE OPTIMIZATION	2								2
TAILORING INSTALLATION SUPPORT (GBS)	-24								-24
TOTAL FORCE INTEGRATION					1				1
<b>New FY13 Total</b>	<b>9722</b>	<b>1260</b>	<b>770</b>	<b>98</b>	<b>156</b>	<b>973</b>	<b>156</b>	<b>202</b>	<b>13337</b>
Percentage of change	3%	-8%	0%	0%	5%	0%	0%	0%	1%
<b>Nevada overall change percentage: 1%</b>									



U.S. AIR FORCE

# Nevada



Senators			
Harry Reid ( D )		Dean Heller ( R )	
Map	Base	District	Representative
1	Creech AFB	02	Mark Amodei ( R )
2	Nellis AFB	02	Mark Amodei ( R )
3	Reno AGS	02	Mark Amodei ( R )
4	Tonopah AFS	02	Mark Amodei ( R )

Manpower	Active		Reserve			Guard		
	Mil	Civ	Drill	AGR	ART/Civ	Drill	AGR	Tech/Civ
FY11 Totals	9,463	1,371	770	98	148	975	156	202
FY12 Change	+236	-60	0	0	+7	0	0	0
FY13 Change	+23	-51	0	0	+1	-2	0	0
FY13 Totals	9,722	1,260	770	98	156	973	156	202

Note: All authorized manpower within the state is shown on this summary page, i.e. manpower at support sites, recruiting stations, etc., is included

Legend: ● Active ● Reserve ● Guard ● Other



**U.S. AIR FORCE**

# Nevada

## Major Drivers at Creech AFB:

<b>FY11 Total</b>	2463	99	69	29		16	49	2	2727
<b>FY12 and FY13 Drivers</b>	<b>AD Mil</b>	<b>AD Civ</b>	<b>Res Drill</b>	<b>Res AGR</b>	<b>Res Tech/Civ</b>	<b>ANG Drill</b>	<b>ANG AGR</b>	<b>ANG Tech/Civ</b>	<b>Grand Total</b>
AGE MANPOWER STANDARDS APPLICATION	-12								-12
ANG READINESS SOURCING								-2	-2
FORCE STRUCTURE CHANGE (Tied to iron change only)	2								2
PREVIOUSLY ANNOUNCED CIVILIAN ACTION		-6							-6
RESOURCE OPTIMIZATION	1								1
<b>New FY13 Total</b>	<b>2454</b>	<b>93</b>	<b>69</b>	<b>29</b>		<b>16</b>	<b>49</b>	<b>0</b>	<b>2710</b>
Percentage of change	0%	-6%	0%	0%		0%	0%	-100%	-1%
<b>Creech AFB overall change percentage: -1%</b>									



U.S. AIR FORCE

# Creech AFB



Manpower	Active		Reserve			Guard		
	Mil	Civ	Drill	AGR	ART/Civ	Drill	AGR	Tech/Civ
FY11 Totals	2,463	99	69	29	0	16	49	2
FY12 Change	-3	-6	0	0	0	0	0	0
FY13 Change	-6	0	0	0	0	0	0	-2
FY13 Totals	2,454	93	69	29	0	16	49	0

Notes :

MQ-1/9 AFRC Classic Association

MQ-1/9 Formal Training Unit ANG Classic Association

MDS	MQ-1B	MQ-9A	RSO Ground Station
	Active	Active	Active
FY12 Totals	75	42	52
FY13 Change	0	+18	+1



**U.S. AIR FORCE**

# Nevada

## Major Drivers at Nellis AFB:

<b>FY11 Total</b>	6977	1262	701	68	148		8		9164
<b>FY12 and FY13 Drivers</b>	<b>AD Mil</b>	<b>AD Civ</b>	<b>Res Drill</b>	<b>Res AGR</b>	<b>Res Tech/Civ</b>	<b>ANG Drill</b>	<b>ANG AGR</b>	<b>ANG Tech/Civ</b>	<b>Grand Total</b>
BATTLEFIELD AIRMAN	5								5
CIVILIAN-MILITARY CONVERSION	31								31
CONSOLIDATION/REGIONALIZATION OF FUNCTIONS	2								2
DEFENSE HEALTH PROGRAM	80								80
EDUCATION AND TRAINING	15								15
FORCE STRUCTURE CHANGE (Tied to iron change only)	123								123
FORCE STRUCTURE TEST AND EVALUATION	32	-2							30
OTHER BASE SUPPORT (Non-GBS)	1								1
PREVIOUSLY ANNOUNCED CIVILIAN ACTION		-102			7				-95
RESOURCE OPTIMIZATION	1								1
TAILORING INSTALLATION SUPPORT (GBS)	-24								-24
TOTAL FORCE INTEGRATION					1				1
<b>New FY13 Total</b>	<b>7243</b>	<b>1158</b>	<b>701</b>	<b>68</b>	<b>156</b>		<b>8</b>		<b>9334</b>
Percentage of change	4%	-8%	0%	0%	5%		0%		2%

**Nellis AFB overall change percentage: 2%**





U.S. AIR FORCE

# Nellis AFB



Manpower	Active		Reserve			Guard		
	Mil	Civ	Drill	AGR	ART/Civ	Drill	AGR	Tech/Civ
FY11 Totals	6,977	1,262	701	68	148	0	8	0
FY12 Change	+237	-54	0	0	+7	0	0	0
FY13 Change	+29	-50	0	0	+1	0	0	0
FY13 Totals	7,243	1,158	701	68	156	0	8	0

Notes :

F-15C & F-16 Aggressor units combined into one squadron

RED HORSE AFRC Classic Association

MDS	F-16C/D	A-10C	F-15C/D	RSO Ground Station	RSO Ground Station	HH-60G
	Active	Active	Active	Active	Reserve	Active
FY12 Totals	59	13	34	2	2	16
FY13 Change	0	0	0	0	0	+1

MDS	F-22A	F-35A	F-15E
	Active	Active	Active
FY12 Totals	14	4	16
FY13 Change	0	0	0



**U.S. AIR FORCE**

# Nevada

## Major Drivers at Reno AGS:

<b>FY11 Total</b>						929	84	192	1207
<b>FY12 and FY13 Drivers</b>	<b>AD Mil</b>	<b>AD Civ</b>	<b>Res Drill</b>	<b>Res AGR</b>	<b>Res Tech/Civ</b>	<b>ANG Drill</b>	<b>ANG AGR</b>	<b>ANG Tech/Civ</b>	<b>Grand Total</b>
ANG MC-12/RPA SOURCING						-2			-2
ANG READINESS RESET								2	2
<b>New FY13 Total</b>	<b>2</b>					<b>927</b>	<b>84</b>	<b>194</b>	<b>1207</b>
Percentage of change	0%					0%	0%	1%	0.0%
<b>Reno AGS overall change percentage: 0%</b>									



U.S. AIR FORCE

# Reno AGS



Manpower	Active		Reserve			Guard		
	Mil	Civ	Drill	AGR	ART/Civ	Drill	AGR	Tech/Civ
FY11 Totals	2	0	0	0	0	929	84	192
FY12 Change	0	0	0	0	0	0	0	0
FY13 Change	0	0	0	0	0	-2	0	+2
FY13 Totals	2	0	0	0	0	927	84	194

Notes :

MDS	C-130H
	Guard
FY12 Totals	8
FY13 Change	0



**U.S. AIR FORCE**

# Nevada

## Major Drivers at Sparks:

<b>FY11 Total</b>	1								1
<b>FY12 and FY13 Drivers</b>	<b>AD Mil</b>	<b>AD Civ</b>	<b>Res Drill</b>	<b>Res AGR</b>	<b>Res Tech/Civ</b>	<b>ANG Drill</b>	<b>ANG AGR</b>	<b>ANG Tech/Civ</b>	<b>Grand Total</b>
PREVIOUSLY ANNOUNCED CIVILIAN ACTION		-1							-1
<b>New FY13 Total</b>		<b>0</b>							<b>0</b>
Percentage of change		-100%							-100%
<b>Sparks overall change percentage: -100%</b>									





**U.S. AIR FORCE**

# Nevada

## Major Drivers at Tonopah AFS:

FY11 Total	0								1
FY12 and FY13 Drivers	AD Mil	AD Civ	Res Drill	Res AGR	Res Tech/Civ	ANG Drill	ANG AGR	ANG Tech/Civ	Grand Total
SAP/SAR PROGRAMS	2								2
<b>New FY13 Total</b>	<b>2</b>	<b>1</b>							<b>3</b>
Percentage of change	200%	0%							200%
<b>Tonopah AFS overall change percentage: 200%</b>									



U.S. AIR FORCE

# Tonopah AFS



Manpower	Active		Reserve			Guard		
	Mil	Civ	Drill	AGR	ART/Civ	Drill	AGR	Tech/Civ
FY11 Totals	0	1	0	0	0	0	0	0
FY12 Change	+2	0	0	0	0	0	0	0
FY13 Change	0	0	0	0	0	0	0	0
FY13 Totals	2	1	0	0	0	0	0	0

Notes :

Empty notes area on the left side of the page.

Large empty rectangular area on the right side of the page, likely for additional notes or data.



# New Hampshire

**U.S. AIR FORCE**

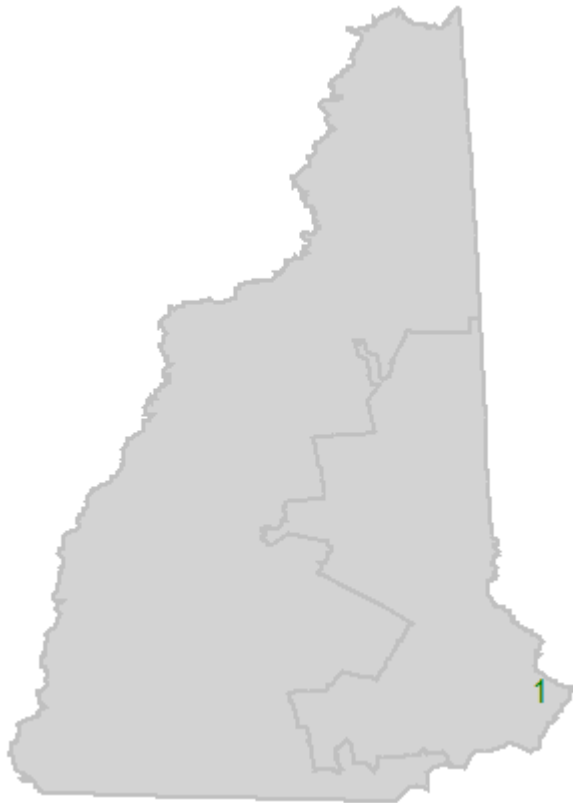
<b>FY11 Total</b>	150	45		1		886	121	224	1427
<b>FY12 and FY13 Drivers</b>	Res								<b>Grand Total</b>
	AD Mil	AD Civ	Res Drill	Res AGR	Tech/Civ	ANG Drill	ANG AGR	ANG Tech/Civ	
ANG MC-12/RPA SOURCING						-2			-2
PREVIOUSLY ANNOUNCED CIVILIAN ACTION								9	9
<b>New FY13 Total</b>	<b>150</b>	<b>45</b>		<b>1</b>		<b>884</b>	<b>121</b>	<b>233</b>	<b>1434</b>
Percentage of change	0%	0%		0%		0%	0%	4%	0.5%
<b>New Hampshire overall change percentage: .5%</b>									





U.S. AIR FORCE

# New Hampshire



Senators			
Jeanne Shaheen ( D )		Kelly Ayotte ( R )	
Map	Base	District	Representative
1	Pease AGS	01	Frank C. Guinta ( R )

Manpower	Active		Reserve			Guard		
	Mil	Civ	Drill	AGR	ART/Civ	Drill	AGR	Tech/Civ
FY11 Totals	150	45	0	1	0	886	121	224
FY12 Change	0	0	0	0	0	0	0	+9
FY13 Change	0	0	0	0	0	-2	0	0
FY13 Totals	150	45	0	1	0	884	121	233

Note: All authorized manpower within the state is shown on this summary page, i.e. manpower at support sites, recruiting stations, etc., is included

Legend: ● Active ● Reserve ● Guard ● Other



**U.S. AIR FORCE**

# New Hampshire

## Major Drivers at Pease AGS:

<b>FY11 Total</b>	127	2				858	112	218	1317
<b>FY12 and FY13 Drivers</b>	<b>AD Mil</b>	<b>AD Civ</b>	<b>Res Drill</b>	<b>Res AGR</b>	<b>Res Tech/Civ</b>	<b>ANG Drill</b>	<b>ANG AGR</b>	<b>ANG Tech/Civ</b>	<b>Grand Total</b>
ANG MC-12/RPA SOURCING						-2			-2
PREVIOUSLY ANNOUNCED CIVILIAN ACTION								9	9
<b>New FY13 Total</b>	<b>127</b>	<b>2</b>				<b>856</b>	<b>112</b>	<b>227</b>	<b>1324</b>
Percentage of change	0%	0%				0%	0%	4%	1%
<b>Pease AGS overall change percentage: 1%</b>									



U.S. AIR FORCE

# Pease AGS



Manpower	Active		Reserve			Guard		
	Mil	Civ	Drill	AGR	ART/Civ	Drill	AGR	Tech/Civ
FY11 Totals	127	2	0	0	0	858	112	218
FY12 Change	0	0	0	0	0	0	0	+9
FY13 Change	0	0	0	0	0	-2	0	0
FY13 Totals	127	2	0	0	0	856	112	227

Notes :

Active Association with ANG KC-135

MDS	KC-135R/T
	Guard
FY12 Totals	8
FY13 Change	0



**U.S. AIR FORCE**

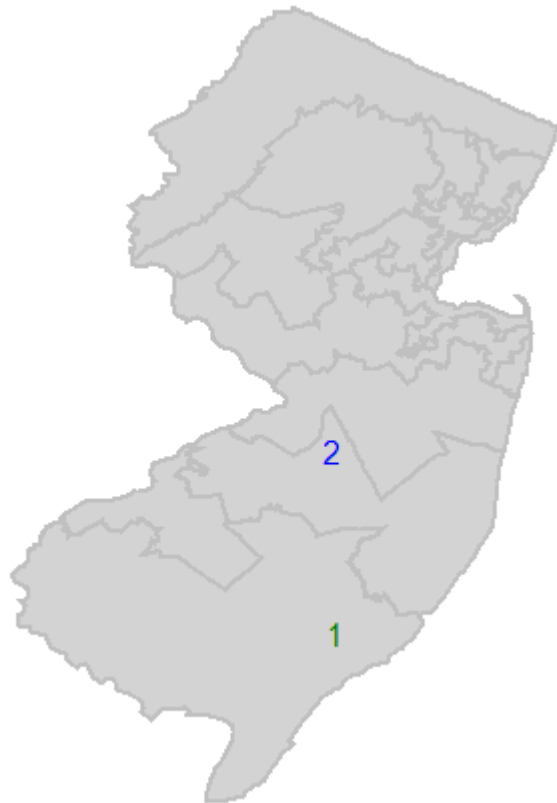
# New Jersey

<b>FY11 Total</b>	4553	1555	2084	20	320	1942	300	488	11262
<b>FY12 and FY13 Drivers</b>	<b>AD Mil</b>	<b>AD Civ</b>	<b>Res Drill</b>	<b>Res AGR</b>	<b>Res Tech/Civ</b>	<b>ANG Drill</b>	<b>ANG AGR</b>	<b>ANG Tech/Civ</b>	<b>Grand Total</b>
AGE MANPOWER STANDARDS APPLICATION	-3								-3
ANG MC-12/RPA SOURCING						-8			-8
ANG READINESS RESET								10	10
ANG READINESS SOURCING						-7	-3	-3	-13
BUILDING PARTNERSHIPS	34								34
CIVILIAN-MILITARY CONVERSION	40								40
CONSOLIDATION/REGIONALIZATION OF FUNCTIONS	8								8
DEFENSE HEALTH PROGRAM	-2								-2
EDUCATION AND TRAINING	1								1
FORCE STRUCTURE CHANGE (Tied to iron change only)	22								22
HEADQUARTERS & OVERHEAD	-7		2						-5
MISC EFFICIENCIES	-1								-1
OTHER BASE SUPPORT (Non-GBS)			2						2
PREVIOUSLY ANNOUNCED CIVILIAN ACTION		-147			1			5	-141
RESOURCE OPTIMIZATION	26								26
TAILORING INSTALLATION SUPPORT (GBS)	-8								-8
TOTAL FORCE INTEGRATION					1				1
<b>New FY13 Total</b>	<b>4663</b>	<b>1408</b>	<b>2088</b>	<b>20</b>	<b>322</b>	<b>1927</b>	<b>297</b>	<b>500</b>	<b>11225</b>
Percentage of change	2%	-9%	0%	0%	1%	-1%	-1%	2%	-0.3%
<b>New Jersey overall change percentage: -.3%</b>									



U.S. AIR FORCE

# New Jersey



Senators			
Frank R. Lautenberg ( D )		Robert Menendez ( D )	
Map	Base	District	Representative
1	Atlantic City AGS	02	Frank A. LoBiondo ( R )
2	JB McGuire-Dix-Lakehurst	03	Jon Runyan ( R )

Manpower	Active		Reserve			Guard		
	Mil	Civ	Drill	AGR	ART/Civ	Drill	AGR	Tech/Civ
FY11 Totals	4,553	1,555	2,084	20	320	1,942	300	488
FY12 Change	+116	-139	+1	0	+1	0	0	+5
FY13 Change	-6	-8	+3	0	+1	-15	-3	+7
FY13 Totals	4,663	1,408	2,088	20	322	1,927	297	500

Note: All authorized manpower within the state is shown on this summary page, i.e. manpower at support sites, recruiting stations, etc., is included

Legend: ● Active ● Reserve ● Guard ● Other



**U.S. AIR FORCE**

# New Jersey

## Major Drivers at Atlantic City AGS:

<b>FY11 Total</b>	1					976	146	246	1369
<b>FY12 and FY13 Drivers</b>	<b>AD Mil</b>	<b>AD Civ</b>	<b>Res Drill</b>	<b>Res AGR</b>	<b>Res Tech/Civ</b>	<b>ANG Drill</b>	<b>ANG AGR</b>	<b>ANG Tech/Civ</b>	<b>Grand Total</b>
ANG MC-12/RPA SOURCIG						-6			-6
ANG READINESS RESET								10	10
ANG READINESS SOURCING						-7	-3		-10
<b>New FY13 Total</b>	<b>1</b>					<b>963</b>	<b>143</b>	<b>256</b>	<b>1363</b>
Percentage of change	0%					-1%	-2%	4%	-0.4%

**Atlantic City AGS overall change percentage: -.4%**



U.S. AIR FORCE

# Atlantic City AGS



Manpower	Active		Reserve			Guard		
	Mil	Civ	Drill	AGR	ART/Civ	Drill	AGR	Tech/Civ
FY11 Totals	1	0	0	0	0	976	146	246
FY12 Change	0	0	0	0	0	0	0	0
FY13 Change	0	0	0	0	0	-13	-3	+10
FY13 Totals	1	0	0	0	0	963	143	256

Notes :

MDS	F-16C/D
	Guard
FY12 Totals	23
FY13 Change	0



**U.S. AIR FORCE**

# New Jersey

## Major Drivers at JB McGuire-Dix-Lakehurst:

<b>FY11 Total</b>	4494	1549	2084	18	320	941	135	233	9774
<b>FY12 and FY13 Drivers</b>	<b>AD Mil</b>	<b>AD Civ</b>	<b>Res Drill</b>	<b>Res AGR</b>	<b>Res Tech/Civ</b>	<b>ANG Drill</b>	<b>ANG AGR</b>	<b>ANG Tech/Civ</b>	<b>Grand Total</b>
AGE MANPOWER STANDARDS APPLICATION	-3								-3
ANG MC-12/RPA SOURCING						-2			-2
ANG READINESS SOURCING								-3	-3
BUILDING PARTNERSHIPS	34								34
CIVILIAN-MILITARY CONVERSION	40								40
CONSOLIDATION/REGIONALIZATION OF FUNCTIONS	8								8
DEFENSE HEALTH PROGRAM	-2								-2
EDUCATION AND TRAINING	1								1
FORCE STRUCTURE CHANGE (Tied to iron change only)	22								22
HEADQUARTERS & OVERHEAD	-7		2						-5
OTHER BASE SUPPORT (Non-GBS)			2						2
PREVIOUSLY ANNOUNCED CIVILIAN ACTION		-147			1			5	-141
RESOURCE OPTIMIZATION	26								26
TAILORING INSTALLATION SUPPORT (GBS)	-8								-8
TOTAL FORCE INTEGRATION					1				1
<b>New FY13 Total</b>	<b>4605</b>	<b>1402</b>	<b>2088</b>	<b>18</b>	<b>322</b>	<b>939</b>	<b>135</b>	<b>235</b>	<b>9744</b>
Percentage of change	2%	-9%	0%	0%	1%	0%	0%	1%	-0.3%

**JB McGuire-Dix-Lakehurst overall change percentage: -.3%**





U.S. AIR FORCE

# JB McGuire-Dix-Lakehurst



\* JB McGuire-Dix-Lakehurst

Manpower	Active		Reserve			Guard		
	Mil	Civ	Drill	AGR	ART/Civ	Drill	AGR	Tech/Civ
FY11 Totals	4,494	1,549	2,084	18	320	941	135	233
FY12 Change	+117	-139	+1	0	+1	0	0	+5
FY13 Change	-6	-8	+3	0	+1	-2	0	-3
FY13 Totals	4,605	1,402	2,088	18	322	939	135	235

Notes :

KC-10 AFRC Classic Association

C-17 AFRC Classic Association

MDS	C-17A	KC-135R/T	C-32	KC-10A
	Active	Guard	Guard	Active
FY12 Totals	14	8	2	30
FY13 Change	-1	0	0	0



U.S. AIR FORCE

# New Jersey

## Major Drivers at Somerville:

FY11 Total	1								1
FY12 and FY13 Drivers	AD Mil	AD Civ	Res Drill	Res AGR	Res Tech/Civ	ANG Drill	ANG AGR	ANG Tech/Civ	Grand Total
MISC EFFICIENCIES	-1								-1
<b>New FY13 Total</b>	<b>0</b>								<b>0</b>
Percentage of change	-100%								-100%
<b>Somerville overall change percentage: -100%</b>									

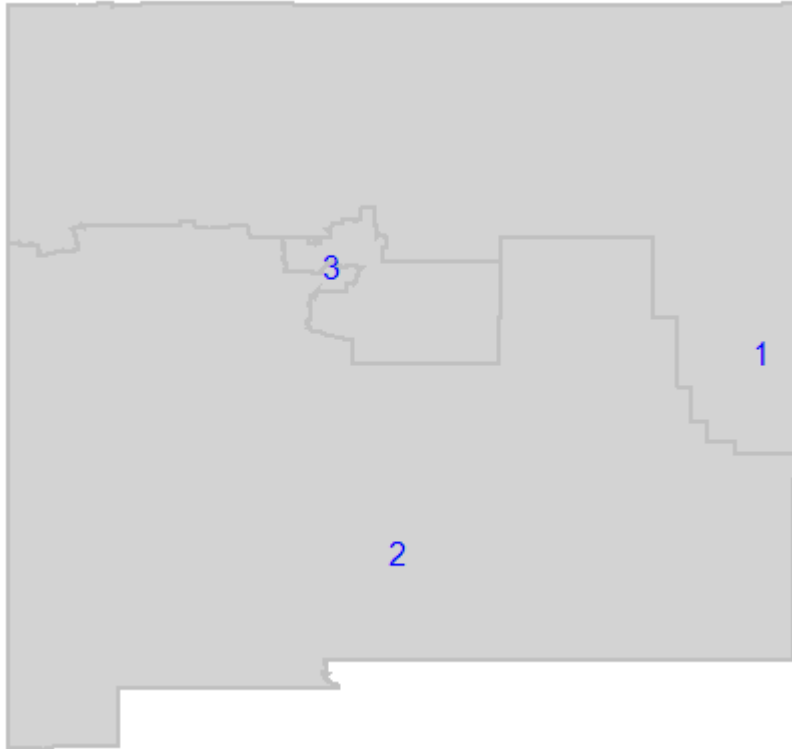




**U.S. AIR FORCE**

# New Mexico

<b>FY11 Total</b>	11141	3829	295	25	106	838	95	147	16476
<b>FY12 and FY13 Drivers</b>	<b>AD Mil</b>	<b>AD Civ</b>	<b>Res Drill</b>	<b>Res AGR</b>	<b>Res Tech/Civ</b>	<b>ANG Drill</b>	<b>ANG AGR</b>	<b>ANG Tech/Civ</b>	<b>Grand Total</b>
AGE MANPOWER STANDARDS APPLICATION	-8								-8
ANG READINESS SOURCING								-5	-5
CIVILIAN-MILITARY CONVERSION	28								28
CONSOLIDATION/REGIONALIZATION OF FUNCTIONS	9								9
DEFENSE HEALTH PROGRAM	-12								-12
EDUCATION AND TRAINING	2								2
FORCE STRUCTURE CHANGE (Tied to iron change only)	682								682
HEADQUARTERS & OVERHEAD	-21								-21
INTELLIGENCE, SURVEILLANCE & RECONNAISSANCE	7								7
MISC EFFICIENCIES	-35								-35
MISC PROGRAMMING	-3	1							-2
OTHER BASE SUPPORT (Non-GBS)	0								0
PREVIOUSLY ANNOUNCED CIVILIAN ACTION		-108			1				-107
RESOURCE OPTIMIZATION	-22	0							-22
TAILORING INSTALLATION SUPPORT (GBS)	-28								-28
<b>New FY13 Total</b>	<b>11740</b>	<b>3722</b>	<b>295</b>	<b>25</b>	<b>107</b>	<b>838</b>	<b>95</b>	<b>142</b>	<b>16964</b>
Percentage of change	5%	-3%	0%	0%	1%	0%	0%	-3%	3%
New Mexico overall percentage of change: 3%									



Senators			
Jeff Bingaman ( D )		Tom Udall ( D )	
Map	Base	District	Representative
1	Cannon AFB	03	Ben Ray Lujan ( D )
2	Holloman AFB	02	Stevan Pearce ( R )
3	Kirtland AFB	01	Martin Heinrich ( D )

Manpower	Active		Reserve			Guard		
	Mil	Civ	Drill	AGR	ART/Civ	Drill	AGR	Tech/Civ
FY11 Totals	11,141	3,829	295	25	106	838	95	147
FY12 Change	+440	-39	0	0	+1	0	0	0
FY13 Change	+159	-68	0	0	0	0	0	-5
FY13 Totals	11,740	3,722	295	25	107	838	95	142

Note: All authorized manpower within the state is shown on this summary page, i.e. manpower at support sites, recruiting stations, etc., is included

Legend: ● Active ● Reserve ● Guard ● Other



**U.S. AIR FORCE**

# New Mexico

## Major Drivers at Cannon AFB:

<b>FY11 Total</b>	4051	522		1					4574
<b>FY12 and FY13 Drivers</b>	<b>AD Mil</b>	<b>AD Civ</b>	<b>Res Drill</b>	<b>Res AGR</b>	<b>Res Tech/Civ</b>	<b>ANG Drill</b>	<b>ANG AGR</b>	<b>ANG Tech/Civ</b>	<b>Grand Total</b>
CIVILIAN-MILITARY CONVERSION	3								3
CONSOLIDATION/REGIONALIZATION OF FUNCTIONS	2								2
DEFENSE HEALTH PROGRAM	6								6
EDUCATION AND TRAINING	1								1
FORCE STRUCTURE CHANGE (Tied to iron change only)	598								598
INTELLIGENCE, SURVEILLANCE & RECONNAISSANCE	7								7
PREVIOUSLY ANNOUNCED CIVILIAN ACTION		-33							-33
RESOURCE OPTIMIZATION	12								12
TAILORING INSTALLATION SUPPORT (GBS)	-1								-1
<b>New FY13 Total</b>	<b>4679</b>	<b>489</b>		<b>1</b>					<b>5169</b>
Percentage of change	16%	-6%		0%					13%

**Cannon AFB overall change percentage: 13%**



U.S. AIR FORCE

# Cannon AFB



\* Cannon AFB

Manpower	Active		Reserve			Guard		
	Mil	Civ	Drill	AGR	ART/Civ	Drill	AGR	Tech/Civ
FY11 Totals	4,051	522	0	1	0	0	0	0
FY12 Change	+428	-19	0	0	0	0	0	0
FY13 Change	+200	-14	0	0	0	0	0	0
FY13 Totals	4,679	489	0	1	0	0	0	0

Notes :

AFRC Classic Association with AFSOC MQ-1/9

MDS	AC-130H	CV-22	MC-130J	MC-130W	MQ-1B	MQ-9A
	Active	Active	Active	Active	Active	Active
FY12 Totals	8	5	4	12	27	15
FY13 Change	0	+5	0	0	0	+6

MDS	RSO Ground Station
	Active
FY12 Totals	21
FY13 Change	0



**U.S. AIR FORCE**

# New Mexico

## Major Drivers at Holloman AFB:

<b>FY11 Total</b>	3653	880	295	20	106		1		4955
<b>FY12 and FY13 Drivers</b>	AD Mil	AD Civ	Res Drill	Res AGR	Res Tech/Civ	ANG Drill	ANG AGR	ANG Tech/Civ	Grand Total
AGE MANPOWER STANDARDS APPLICATION	-8								-8
CIVILIAN-MILITARY CONVERSION	14								14
CONSOLIDATION/REGIONALIZATION OF FUNCTIONS	3								3
DEFENSE HEALTH PROGRAM	-13								-13
EDUCATION AND TRAINING	1								1
MISC EFFICIENCIES	-1								-1
OTHER BASE SUPPORT (Non-GBS)	-1								-1
PREVIOUSLY ANNOUNCED CIVILIAN ACTION		-54			1				-53
RESOURCE OPTIMIZATION	-4	-1							-5
TAILORING INSTALLATION SUPPORT (GBS)	-22								-22
<b>New FY13 Total</b>	<b>3622</b>	<b>825</b>	<b>295</b>	<b>20</b>	<b>107</b>		<b>1</b>		<b>4870</b>
Percentage of change	-1%	-6%	0%	0%	1%		0%		-2%
<b>Holloman AFB overall change percentage: -2%</b>									





\* Holloman AFB

Manpower	Active		Reserve			Guard		
	Mil	Civ	Drill	AGR	ART/Civ	Drill	AGR	Tech/Civ
FY11 Totals	3,653	880	295	20	106	0	1	0
FY12 Change	-22	-24	0	0	+1	0	0	0
FY13 Change	-9	-31	0	0	0	0	0	0
FY13 Totals	3,622	825	295	20	107	0	1	0

Notes :

MQ-1/9 Formal Training Unit AFRC Classic Association

F-22 AFRC Classic Association transfers with F-22s

F-16 Formal Training Unit AFRC Classic Association planned

MDS	F-16C/D	T-38	MQ-1B	MQ-9A	RSO Ground Station	F-22A
	Active	Active	Active	Active	Active	Active
FY12 Totals	0	15	13	18	9	23
FY13 Change	+28	0	0	+1	0	-23



**U.S. AIR FORCE**

# New Mexico

## Major Drivers at Kirtland AFB:

<b>FY11 Total</b>	3295	2396	4		810	79	138	6722	
<b>FY12 and FY13 Drivers</b>	<b>AD Mil</b>	<b>AD Civ</b>	<b>Res Drill</b>	<b>Res AGR</b>	<b>Res Tech/Civ</b>	<b>ANG Drill</b>	<b>ANG AGR</b>	<b>ANG Tech/Civ</b>	<b>Grand Total</b>
ANG READINESS SOURCING								-5	-5
CIVILIAN-MILITARY CONVERSION	11								11
CONSOLIDATION/REGIONALIZATION OF FUNCTIONS	4								4
DEFENSE HEALTH PROGRAM	-5								-5
FORCE STRUCTURE CHANGE (Tied to iron change only)	84								84
HEADQUARTERS & OVERHEAD	-21								-21
MISC EFFICIENCIES	-34								-34
MISC PROGRAMMING	-3	1							-2
OTHER BASE SUPPORT (Non-GBS)	1								1
PREVIOUSLY ANNOUNCED CIVILIAN ACTION		-21							-21
RESOURCE OPTIMIZATION	-29	1							-28
TAILORING INSTALLATION SUPPORT (GBS)	-5								-5
<b>New FY13 Total</b>	<b>3298</b>	<b>2377</b>		<b>4</b>		<b>810</b>	<b>79</b>	<b>133</b>	<b>6701</b>
Percentage of change	0%	-1%		0%		0%	0%	-4%	-0.3%
<b>Kirtland AFB overall change percentage: -.3%</b>									



U.S. AIR FORCE

# Kirtland AFB

\* Kirtland AFB

Manpower	Active		Reserve			Guard		
	Mil	Civ	Drill	AGR	ART/Civ	Drill	AGR	Tech/Civ
FY11 Totals	3,295	2,396	0	4	0	810	79	138
FY12 Change	+34	+4	0	0	0	0	0	0
FY13 Change	-31	-23	0	0	0	0	0	-5
FY13 Totals	3,298	2,377	0	4	0	810	79	133

**Notes :**

1 RC-26 planned to retire in FY15

ANG Classic Association with Special Operations Wing Formal Training Unit

MC-130P aircraft retired based on a prior budget action

MDS	CV-22	MC-130J	RC-26B	HC-130J	HC-130P	HH-60G
	Active	Active	Guard	Active	Active	Active
FY12 Totals	6	2	1	1	1	12
FY13 Change	0	+2	0	+1	+1	0

MDS	MC-130P	UH-1N	HC-130N	MC-130H
	Active	Active	Active	Active
FY12 Totals	3	5	2	3
FY13 Change	-1	0	0	0



**U.S. AIR FORCE**

# New Mexico

## Major Drivers at Stallion AAF:

<b>FY11 Total</b>	1								1	
<b>FY12 and FY13 Drivers</b>	Res								<b>ANG</b>	<b>Grand Total</b>
	<b>AD Mil</b>	<b>AD Civ</b>	<b>Res Drill</b>	<b>Res AGR</b>	<b>Tech/Civ</b>	<b>ANG Drill</b>	<b>ANG AGR</b>	<b>Tech/Civ</b>		
RESOURCE OPTIMIZATION	-1								-1	
<b>FY13 Total</b>	<b>0</b>								<b>0</b>	
Percentage of change	-100%								-100%	
<b>Stallion AAF overall change percentage: -100%</b>										





**U.S. AIR FORCE**

# New York

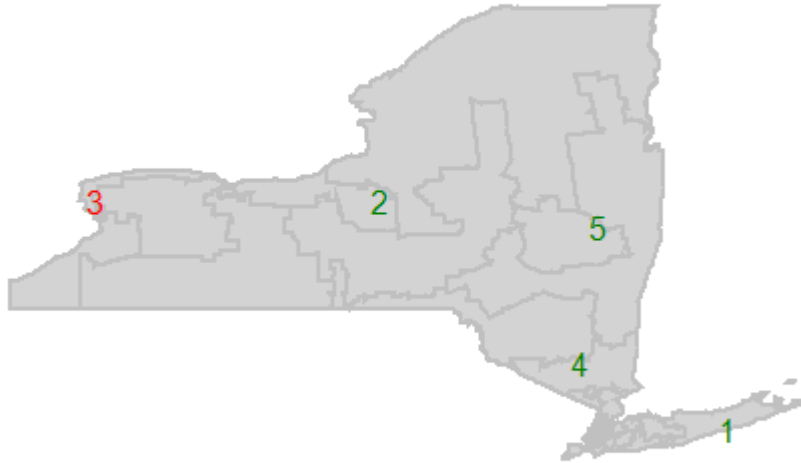
<b>FY11 Total</b>	379	1203	53	347	747	4753	1099	1288	9869
<b>FY12 and FY13 Drivers</b>	<b>AD Mil</b>	<b>Res Drill</b>	<b>Res AGR</b>	<b>Res Tech/Civ</b>	<b>AD Civ</b>	<b>ANG Drill</b>	<b>ANG AGR</b>	<b>ANG Tech/Civ</b>	<b>Grand Total</b>
ANG MC-12/RPA SOURCING						-431	-34	-83	-548
ANG READINESS RESET						19			19
BATTLEFIELD AIRMAN	37								37
FORCE STRUCTURE CHANGE (Tied to iron change only)		-6		9		-328	-16	-113	-454
MISC EFFICIENCIES	-16								-16
OTHER BASE SUPPORT (Non-GBS)		2							2
PREVIOUSLY ANNOUNCED CIVILIAN ACTION				0	0			-37	-37
RESOURCE OPTIMIZATION	1	4		2					7
TAILORING INSTALLATION SUPPORT (GBS)				-1					-1
<b>New FY13 Total</b>	<b>401</b>	<b>1203</b>	<b>53</b>	<b>357</b>	<b>747</b>	<b>4013</b>	<b>1049</b>	<b>1055</b>	<b>8878</b>
Percentage of change	6%	0%	0%	3%	0%	-16%	-5%	-18%	-10%

**New York overall change percentage: -10%**



U.S. AIR FORCE

# New York



Senators			
Charles E. Schumer ( D )		Kirsten E. Gillibrand ( D )	

Map	Base	District	Representative
1	Francis S Gabreski AGS	01	Timothy H. Bishop ( D )
2	Hancock Field AGS	25	Ann Marie Buerkle ( R )
3	Niagara Falls IAP ARS	28	Louise McIntosh Slaughter ( D )
4	Stewart AGS	22	Maurice D. Hinchey ( D )
5	Stratton AGS	21	Paul Tonko ( D )

Manpower	Active		Reserve			Guard		
	Mil	Civ	Drill	AGR	ART/Civ	Drill	AGR	Tech/Civ
FY11 Totals	379	747	1,203	53	347	4,753	1,099	1,288
FY12 Change	+10	+3	+1	0	+1	0	0	-37
FY13 Change	+12	-3	-1	0	+9	-740	-50	-196
FY13 Totals	401	747	1,203	53	357	4,013	1,049	1,055

Note: All authorized manpower within the state is shown on this summary page, i.e. manpower at support sites, recruiting stations, etc., is included

Legend: ● Active ● Reserve ● Guard ● Other



U.S. AIR FORCE

# New York

## Major Drivers at Brooklyn:

FY11 Total	4	1		2					7
FY12 and FY13 Drivers	AD Mil	AD Civ	Res Drill	Res AGR	Res Tech/Civ	ANG Drill	ANG AGR	ANG Tech/Civ	Grand Total
MISC EFFICIENCIES	-1								-1
<b>New FY13 Total</b>	<b>3</b>	<b>1</b>		<b>2</b>					<b>6</b>
Percentage change	-25%	0%		0%					-14%
<b>Brooklyn overall change percentage: -14%</b>									







U.S. AIR FORCE

# New York

## Major Drivers at Francis S Gabreski AGS:

FY11 Total	1					893	120	194	1208
FY12 and FY13 Drivers	AD Mil	AD Civ	Res Drill	Res AGR	Res Tech/Civ	ANG Drill	ANG AGR	ANG Tech/Civ	Grand Total
ANG MC-12/RPA SOURCING						-6			-6
<b>New FY13 Total</b>	<b>1</b>					<b>887</b>	<b>120</b>	<b>194</b>	<b>1202</b>
Percentage of change	0%					-1%	0%	0%	-0.5%
<b>Francis S Gabreski AGS overall change percentage: .5%</b>									



U.S. AIR FORCE

# Francis S Gabreski AGS



Francis S Gabreski A

Manpower	Active		Reserve			Guard		
	Mil	Civ	Drill	AGR	ART/Civ	Drill	AGR	Tech/Civ
FY11 Totals	1	0	0	0	0	893	120	194
FY12 Change	0	0	0	0	0	0	0	0
FY13 Change	0	0	0	0	0	-6	0	0
FY13 Totals	1	0	0	0	0	887	120	194

Notes :

MDS	HC-130P	HH-60G	HC-130N
	Guard	Guard	Guard
FY12 Totals	3	6	2
FY13 Change	0	0	0



U.S. AIR FORCE

# New York

## Major Driver at Hancock Field AGS:

<b>FY11 Total</b>	13		942		116		230		1301
<b>FY12 and FY13 Driver</b>			<b>Res</b>		<b>ANG</b>		<b>Grand</b>		
	<b>AD Mil</b>	<b>AD Civ</b>	<b>Res Drill</b>	<b>Res AGR</b>	<b>Tech/Civ</b>	<b>ANG Drill</b>	<b>ANG AGR</b>	<b>Tech/Civ</b>	<b>Total</b>
ANG MC-12/RPA SOURCING						-2			-2
<b>New FY13 Total</b>	<b>13</b>					<b>940</b>	<b>116</b>	<b>230</b>	<b>1299</b>
Percentage of change	0%					0%	0%	0%	-0.2%
<b>Hancock Field AGS overall change percentage: -.2%</b>									



U.S. AIR FORCE

# Hancock Field AGS



Manpower	Active		Reserve			Guard		
	Mil	Civ	Drill	AGR	ART/Civ	Drill	AGR	Tech/Civ
FY11 Totals	13	0	0	0	0	942	116	230
FY12 Change	0	0	0	0	0	0	0	0
FY13 Change	0	0	0	0	0	-2	0	0
FY13 Totals	13	0	0	0	0	940	116	230

Notes :

1 RC-26 planned to retire in FY15

MDS	MQ-9A	RSO Ground Station	RC-26B
	Guard	Guard	Guard
FY12 Totals	10	5	1
FY13 Change	0	0	0



U.S. AIR FORCE

# New York

## Major Drivers at Hempstead:

FY11 Total	1								1
FY12 and FY13 Drivers	AD Mil	AD Civ	Res Drill	Res AGR	Res Tech/Civ	ANG Drill	ANG AGR	ANG Tech/Civ	Grand Total
MISC EFFICIENCIES	-1								-1
<b>New FY13 Total</b>	<b>0</b>								<b>0</b>
Percentage of change	-100%								-100%
<b>Hempstead overall change percentage: -100%</b>									





U.S. AIR FORCE

# New York

## Major Drivers at New York:

<b>FY11 Total</b>	18	8							26
<b>FY12 and FY13 Drivers</b>	<b>AD Mil</b>	<b>AD Civ</b>	<b>Res Drill</b>	<b>Res AGR</b>	<b>Res Tech/Civ</b>	<b>ANG Drill</b>	<b>ANG AGR</b>	<b>ANG Tech/Civ</b>	<b>Grand Total</b>
PREVIOUSLY ANNOUNCED CIVILIAN ACTION		-1							-1
<b>New FY13 Total</b>	<b>18</b>	<b>7</b>							<b>25</b>
Percentage of change	0%	-13%							-4%
<b>New York overall change percentage: -4%</b>									







# New York

## Major Drivers at Niagara Falls IAP ARS:

<b>FY11 Total</b>	1	1203	46	347	57	198	749	2601	
<b>FY12 and FY13 Drivers</b>	<b>AD Mil</b>	<b>AD Civ</b>	<b>Res Drill</b>	<b>Res AGR</b>	<b>Res Tech/Civ</b>	<b>ANG AGR</b>	<b>ANG Tech/Civ</b>	<b>ANG Drill</b>	<b>Grand Total</b>
ANG MC-12/RPA SOURCING						-34	-83	-421	-538
FORCE STRUCTURE CHANGE (Tied to iron change only)			-6		9	-16	-113	-328	-454
OTHER BASE SUPPORT (Non-GBS)			2						2
PREVIOUSLY ANNOUNCED CIVILIAN ACTION					0				0
RESOURCE OPTIMIZATION			4		2				6
TAILORING INSTALLATION SUPPORT (GBS)					-1				-1
<b>New FY13 Total</b>	<b>1</b>		<b>1203</b>	<b>46</b>	<b>357</b>	<b>7</b>	<b>2</b>	<b>0</b>	<b>1616</b>
Percentage of change	0%		0%	0%	3%	-88%	-99%	-100%	-38%

**Niagara Falls IAP ARS overall change percentage: -38%**



U.S. AIR FORCE

# Niagara Falls IAP ARS



Manpower	Active		Reserve			Guard		
	Mil	Civ	Drill	AGR	ART/Civ	Drill	AGR	Tech/Civ
FY11 Totals	1	0	1,203	46	347	749	57	198
FY12 Change	0	0	+1	0	+1	0	0	0
FY13 Change	0	0	-1	0	+9	-749	-50	-196
FY13 Totals	1	0	1,203	46	357	0	7	2

Notes :

ANG Association with AFRC will end

8 C-130H2 planned to retire in FY17 and replaced by 8 C-130H3

MDS	C-130H
	Reserve
FY12 Totals	11
FY13 Change	-3



**U.S. AIR FORCE**

# New York

## Major Drivers at Rome Laboratory:

<b>FY11 Total</b>	83	710							793
<b>FY12 and FY13 Drivers</b>	<b>AD Mil</b>	<b>AD Civ</b>	<b>Res Drill</b>	<b>Res AGR</b>	<b>Res Tech/Civ</b>	<b>ANG Drill</b>	<b>ANG AGR</b>	<b>ANG Tech/Civ</b>	<b>Grand Total</b>
MISC EFFICIENCIES	-14								-14
PREVIOUSLY ANNOUNCED CIVILIAN ACTION		3							3
RESOURCE OPTIMIZATION	1								1
<b>New FY13 Total</b>	<b>70</b>	<b>713</b>							<b>783</b>
Percentage of change	-16%	0%							-1%
<b>Rome Laboratory overall change percentage: -1%</b>									





**U.S. AIR FORCE**

# New York

## Major Drivers at Scotia:

<b>FY11 Total</b>	1								1
<b>FY12 and FY13 Drivers</b>	<b>AD Mil</b>	<b>AD Civ</b>	<b>Res Drill</b>	<b>Res AGR</b>	<b>Res Tech/Civ</b>	<b>ANG Drill</b>	<b>ANG AGR</b>	<b>ANG Tech/Civ</b>	<b>Grand Total</b>
PREVIOUSLY ANNOUNCED CIVILIAN ACTION		-1							-1
<b>New FY13 Total</b>		<b>0</b>							<b>0</b>
Percentage of change		-100%							-100%
<b>Scotia overall change percentage: -100%</b>									





**U.S. AIR FORCE**

# New York

## Major Drivers at Stewart AGS:

<b>FY11 Total</b>						1158	223	413	1794
<b>FY12 and FY13 Drivers</b>	<b>AD Mil</b>	<b>AD Civ</b>	<b>Res Drill</b>	<b>Res AGR</b>	<b>Res Tech/Civ</b>	<b>ANG Drill</b>	<b>ANG AGR</b>	<b>ANG Tech/Civ</b>	<b>Grand Total</b>
ANG MC-12/RPA SOURCING						-2			-2
ANG READINESS RESET						19			19
PREVIOUSLY ANNOUNCED CIVILIAN ACTION								-37	-37
<b>New FY13 Total</b>						<b>1175</b>	<b>223</b>	<b>376</b>	<b>1774</b>
Percentage of change						1%	0%	-9%	-1%
<b>Stewart AGS overall change percentage: -1%</b>									





U.S. AIR FORCE

# Stewart AGS



Manpower	Active		Reserve			Guard		
	Mil	Civ	Drill	AGR	ART/Civ	Drill	AGR	Tech/Civ
FY11 Totals	0	0	0	0	0	1,158	223	413
FY12 Change	0	0	0	0	0	0	0	-37
FY13 Change	0	0	0	0	0	+17	0	0
FY13 Totals	0	0	0	0	0	1,175	223	376

Notes :

MDS	C-17A
	Guard
FY12 Totals	9
FY13 Change	0



**U.S. AIR FORCE**

# New York

## Major Drivers at U.S. Military Academy:

<b>FY11 Total</b>	9								9	
<b>FY12 and FY13 Drivers</b>	Res								<b>ANG</b>	<b>Grand</b>
	<b>AD Mil</b>	<b>AD Civ</b>	<b>Res Drill</b>	<b>Res AGR</b>	<b>Tech/Civ</b>	<b>ANG Drill</b>	<b>ANG AGR</b>	<b>Tech/Civ</b>	<b>Total</b>	
RESOURCE OPTIMIZATION	-1								-1	
<b>New FY13 Total</b>	<b>8</b>								<b>8</b>	
Percentage of change	-11%								-11%	
<b>U.S. Military Academy overall change percentage: -11%</b>										





**U.S. AIR FORCE**

# New York

## Major Drivers at Wheeler-Sack AAF:

<b>FY11 Total</b>	130	5				3	20		158
<b>FY12 and FY13 Drivers</b>	<b>AD Mil</b>	<b>AD Civ</b>	<b>Res Drill</b>	<b>Res AGR</b>	<b>Res Tech/Civ</b>	<b>ANG Drill</b>	<b>ANG AGR</b>	<b>ANG Tech/Civ</b>	<b>Grand Total</b>
BATTLEFIELD AIRMAN	37								37
PREVIOUSLY ANNOUNCED CIVILIAN ACTION		-1							-1
RESOURCE OPTIMIZATION	1								1
<b>New FY13 Total</b>	<b>168</b>	<b>4</b>				<b>3</b>	<b>20</b>		<b>195</b>
Percentage of change	29%	-20%				0%	0%		23%
<b>Wheeler-Sack AAF overall change percentage: 23%</b>									





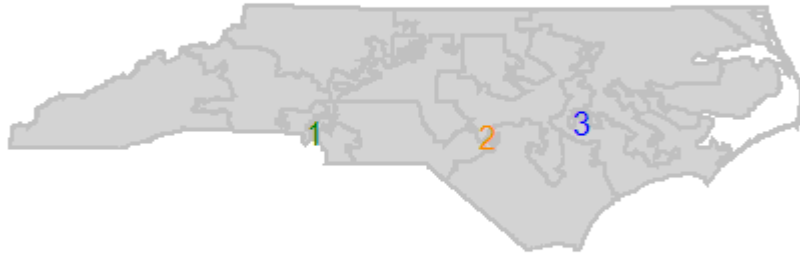
# North Carolina

<b>FY11 Total</b>	6837	649	2492	31	605	1368	101	252	12335
<b>FY12 and FY13 Drivers</b>	<b>AD Mil</b>	<b>AD Civ</b>	<b>Res Drill</b>	<b>Res AGR</b>	<b>Res Tech/Civ</b>	<b>ANG Drill</b>	<b>ANG AGR</b>	<b>ANG Tech/Civ</b>	<b>Grand Total</b>
AGE MANPOWER STANDARDS APPLICATION	-20								-20
ANG MC-12/RPA SOURCING						-2			-2
ANG READINESS RESET								2	2
BATTLEFIELD AIRMAN	10								10
CIVILIAN-MILITARY CONVERSION	1								1
CONSOLIDATION/REGIONALIZATION OF FUNCTIONS	3								3
DEFENSE HEALTH PROGRAM	-34								-34
EDUCATION AND TRAINING	-1								-1
FORCE STRUCTURE CHANGE (Tied to iron change only)	-51								-51
HEADQUARTERS & OVERHEAD	-11		5						-6
MISC EFFICIENCIES	-1								-1
OTHER BASE SUPPORT (Non-GBS)	2	-5	5						2
PREVIOUSLY ANNOUNCED CIVILIAN ACTION		-65			3				-62
RESOURCE OPTIMIZATION	44	1			2				47
TAILORING INSTALLATION SUPPORT (GBS)	-14								-14
TOTAL FORCE INTEGRATION	1				3				4
<b>New FY13 Total</b>	<b>6766</b>	<b>580</b>	<b>2502</b>	<b>31</b>	<b>613</b>	<b>1366</b>	<b>101</b>	<b>254</b>	<b>12213</b>
Percentage of change	-1%	-11%	0%	0%	1%	0%	0%	1%	-1%
<b>North Carolina change percentage: -1%</b>									



U.S. AIR FORCE

# North Carolina



Senators			
Richard Burr ( R )		Kay R. Hagan ( D )	
Map	Base	District	Representative
1	Charlotte AGS	12	Melvin L. Watt ( D )
2	Ft Bragg	02	Renee L. Ellmers ( R )
3	Seymour Johnson AFB	01	G.K. Butterfield ( D )

Manpower	Active		Reserve			Guard		
	Mil	Civ	Drill	AGR	ART/Civ	Drill	AGR	Tech/Civ
FY11 Totals	6,837	649	2,492	31	605	1,368	101	252
FY12 Change	-11	-43	+3	0	+2	0	0	0
FY13 Change	-60	-26	+7	0	+6	-2	0	+2
FY13 Totals	6,766	580	2,502	31	613	1,366	101	254

Note: All authorized manpower within the state is shown on this summary page, i.e. manpower at support sites, recruiting stations, etc., is included

Legend: ● Active ● Reserve ● Guard ● Other



U.S. AIR FORCE

# North Carolina

## Major Drivers at Asheville:

<b>FY11 Total</b>	45	33							78
<b>FY12 and FY13 Drivers</b>	<b>AD Mil</b>	<b>AD Civ</b>	<b>Res Drill</b>	<b>Res AGR</b>	<b>Res Tech/Civ</b>	<b>ANG Drill</b>	<b>ANG AGR</b>	<b>ANG Tech/Civ</b>	<b>Grand Total</b>
HEADQUARTERS & OVERHEAD	-10								-10
<b>New FY13 Total</b>	<b>35</b>	<b>33</b>							<b>68</b>
Percentage of change	-22%	0%							-13%
<b>Asheville overall change percentage: -13%</b>									







# North Carolina

U.S. AIR FORCE

## Major Drivers at Burlington:

<b>FY11 Total</b>	1	1							2
<b>FY12 and FY13 Drivers</b>	<b>AD Mil</b>	<b>AD Civ</b>	<b>Res Drill</b>	<b>Res AGR</b>	<b>Res Tech/Civ</b>	<b>ANG Drill</b>	<b>ANG AGR</b>	<b>ANG Tech/Civ</b>	<b>Grand Total</b>
PREVIOUSLY ANNOUNCED CIVILIAN ACTION		-1							-1
<b>New FY13 Total</b>	<b>1</b>	<b>0</b>							<b>1</b>
Percentage of change	0%	-100%							-50%
<b>Burlington overall change percentage: -50%</b>									





**U.S. AIR FORCE**

# North Carolina

## Major Drivers at Charlotte AGS:

<b>FY11 Total</b>						999	77	206	1282
<b>FY12 and FY13 Drivers</b>	<b>AD Mil</b>	<b>AD Civ</b>	<b>Res Drill</b>	<b>Res AGR</b>	<b>Res Tech/Civ</b>	<b>ANG Drill</b>	<b>ANG AGR</b>	<b>ANG Tech/Civ</b>	<b>Grand Total</b>
ANG MC-12/RPA SOURCING						-2			-2
ANG READINESS RESET								2	2
FORCE STRUCTURE CHANGE (Tied to iron change only)						-45		-7	-52
<b>New FY13 Total</b>						<b>952</b>	<b>77</b>	<b>201</b>	<b>1230</b>
Percentage of change						-5%	0%	-2%	-4%

**Charlotte AGS overall change percentage: -4%**



Manpower	Active		Reserve			Guard		
	Mil	Civ	Drill	AGR	ART/Civ	Drill	AGR	Tech/Civ
FY11 Totals	0	0	0	0	0	999	77	206
FY12 Change	0	0	0	0	0	0	0	0
FY13 Change	0	0	0	0	0	-2	0	+2
FY13 Totals	0	0	0	0	0	997	77	208

Notes :

2 C-130H3 planned to transfer in FY17

MDS	C-130H
	Guard
FY12 Totals	10
FY13 Change	0



# North Carolina

U.S. AIR FORCE

## Major Drivers at Ft Bragg:

<b>FY11 Total</b>	2327	185	1267	14	287				4080
<b>FY12 and FY13 Drivers</b>	<b>AD Mil</b>	<b>AD Civ</b>	<b>Res Drill</b>	<b>Res AGR</b>	<b>Res Tech/Civ</b>	<b>ANG Drill</b>	<b>ANG AGR</b>	<b>ANG Tech/Civ</b>	<b>Grand Total</b>
BATTLEFIELD AIRMAN	10								10
CIVILIAN-MILITARY CONVERSION	1								1
DEFENSE HEALTH PROGRAM	-17								-17
EDUCATION AND TRAINING	-1								-1
FORCE STRUCTURE CHANGE (Tied to iron change only)	-51								-51
HEADQUARTERS & OVERHEAD			5						5
OTHER BASE SUPPORT (Non-GBS)		-5	2						-3
PREVIOUSLY ANNOUNCED CIVILIAN ACTION		-20			1				-19
RESOURCE OPTIMIZATION	44				2				46
TOTAL FORCE INTEGRATION					1				1
<b>New FY13 Total</b>	<b>2313</b>	<b>160</b>	<b>1274</b>	<b>14</b>	<b>291</b>				<b>4052</b>
Percentage of change	-1%	-14%	1%	0%	1%				-1%
<b>Ft Bragg overall change percentage: -1%</b>									



Manpower	Active		Reserve			Guard		
	Mil	Civ	Drill	AGR	ART/Civ	Drill	AGR	Tech/Civ
FY11 Totals	2,327	185	1,267	14	287	0	0	0
FY12 Change	+35	-20	+1	0	+1	0	0	0
FY13 Change	-49	-5	+6	0	+3	0	0	0
FY13 Totals	2,313	160	1,274	14	291	0	0	0

Notes :

Active Association with AFRC C-130

MDS	C-130H
	Reserve
FY12 Totals	12
FY13 Change	0



# North Carolina

U.S. AIR FORCE

## Major Drivers at Salisbury:

FY11 Total	1								1
FY12 and FY13 Drivers	AD Mil	AD Civ	Res Drill	Res AGR	Res Tech/Civ	ANG Drill	ANG AGR	ANG Tech/Civ	Grand Total
MISC EFFICIENCIES	-1								-1
<b>New FY13 Total</b>	<b>0</b>								<b>0</b>
Percentage of change	-100%								-100%
<b>Salisbury overall change percentage: -100%</b>									







# North Carolina

**U.S. AIR FORCE**

## Major Drivers at Seymour Johnson AFB:

<b>FY11 Total</b>	4356	422	1225	9	318		1		6331
<b>FY12 and FY13 Drivers</b>	<b>AD Mil</b>	<b>AD Civ</b>	<b>Res Drill</b>	<b>Res AGR</b>	<b>Res Tech/Civ</b>	<b>ANG Drill</b>	<b>ANG AGR</b>	<b>ANG Tech/Civ</b>	<b>Grand Total</b>
AGE MANPOWER STANDARDS APPLICATION	-20								-20
CONSOLIDATION/REGIONALIZATION OF FUNCTIONS	3								3
DEFENSE HEALTH PROGRAM	-17								-17
HEADQUARTERS & OVERHEAD	-1								-1
OTHER BASE SUPPORT (Non-GBS)	2		3						5
PREVIOUSLY ANNOUNCED CIVILIAN ACTION		-44			2				-42
RESOURCE OPTIMIZATION		1							1
TAILORING INSTALLATION SUPPORT (GBS)	-14								-14
TOTAL FORCE INTEGRATION	1				2				3
<b>New FY13 Total</b>	<b>4310</b>	<b>379</b>	<b>1228</b>	<b>9</b>	<b>322</b>		<b>1</b>		<b>6249</b>
Percentage of change	-1%	-10%	0%	0%	1%		0%		-1%
<b>Seymour Johnson AFB overall change percentage: -1%</b>									



U.S. AIR FORCE

# Seymour Johnson AFB



Manpower	Active		Reserve			Guard		
	Mil	Civ	Drill	AGR	ART/Civ	Drill	AGR	Tech/Civ
FY11 Totals	4,356	422	1,225	9	318	0	1	0
FY12 Change	-35	-23	+2	0	+1	0	0	0
FY13 Change	-11	-20	+1	0	+3	0	0	0
FY13 Totals	4,310	379	1,228	9	322	0	1	0

Notes :

KC-135 AFRC Active Association

F-15E Formal Training Unit AFRC Classic Association

RED HORSE AFRC Active Association

MDS	KC-135R/T	F-15E
	Reserve	Active
FY12 Totals	16	94
FY13 Change	0	0



**U.S. AIR FORCE**

# North Dakota

<b>FY11 Total</b>	7005	1015	2	876	186	225	9309		
<b>FY12 and FY13 Drivers</b>	<b>AD Mil</b>	<b>AD Civ</b>	<b>Res Drill</b>	<b>Res AGR</b>	<b>Res Tech/Civ</b>	<b>ANG Drill</b>	<b>ANG AGR</b>	<b>ANG Tech/Civ</b>	<b>Grand Total</b>
AGE MANPOWER STANDARDS APPLICATION	-9								-9
ANG MC-12/RPA SOURCING						-2			-2
ANG READINESS RESET						206		74	280
ANG READINESS SOURCING						-5	-3	-9	-17
CIVILIAN-MILITARY CONVERSION	8								8
COMMAND AND CONTROL	2								2
CONSOLIDATION/REGIONALIZATION OF FUNCTIONS	-1								-1
DEFENSE HEALTH PROGRAM	-3								-3
EDUCATION AND TRAINING	1								1
FORCE STRUCTURE CHANGE (Tied to iron change only)	-6					-168	-9	-70	-253
NUCLEAR ENTERPRISE	-1								-1
OTHER BASE SUPPORT (Non-GBS)	3								3
PREVIOUSLY ANNOUNCED CIVILIAN ACTION		-93							-93
RESOURCE OPTIMIZATION	15								15
TAILORING INSTALLATION SUPPORT (GBS)	-26								-26
<b>New FY13 Total</b>	<b>6988</b>	<b>922</b>		<b>2</b>		<b>907</b>	<b>174</b>	<b>220</b>	<b>9213</b>
Percentage of change	0%	-9%		0%		4%	-6%	-2%	-1%
<b>North Dakota overall change percentage: -1%</b>									



U.S. AIR FORCE

# North Dakota



Senators	
Kent Conrad ( D )	John Hoeven ( R )

Map	Base	District	Representative
1	Cavalier AFS	01	Rick Berg ( R )
2	Fargo AGS	01	Rick Berg ( R )
3	Grand Forks AFB	01	Rick Berg ( R )
4	Minot AFB	01	Rick Berg ( R )

Manpower	Active		Reserve			Guard		
	Mil	Civ	Drill	AGR	ART/Civ	Drill	AGR	Tech/Civ
FY11 Totals	7,005	1,015	0	2	0	876	186	225
FY12 Change	-10	-58	0	0	0	0	0	0
FY13 Change	-7	-35	0	0	0	+31	-12	-5
FY13 Totals	6,988	922	0	2	0	907	174	220

Note: All authorized manpower within the state is shown on this summary page, i.e. manpower at support sites, recruiting stations, etc., is included

Legend: ● Active ● Reserve ● Guard ● Other



**U.S. AIR FORCE**

# North Dakota

## Major Drivers at Fargo AGS:

<b>FY11 Total</b>						772	121	175	1068
<b>FY12 and FY13 Drivers</b>	<b>AD Mil</b>	<b>AD Civ</b>	<b>Res Drill</b>	<b>Res AGR</b>	<b>Res Tech/Civ</b>	<b>ANG Drill</b>	<b>ANG AGR</b>	<b>ANG Tech/Civ</b>	<b>Grand Total</b>
ANG MC-12/RPA SOURCING						-2			-2
ANG READINESS RESET						206		74	280
ANG READINESS SOURCING						-5	-3	-9	-17
FORCE STRUCTURE CHANGE (Tied to iron change only)						-168	-9	-70	-247
<b>New FY13 Total</b>						<b>803</b>	<b>109</b>	<b>170</b>	<b>1082</b>
Percentage of change						4%	-10%	-3%	1%
<b>Fargo AGS overall change percentage: 1%</b>									



\* Fargo AGS

Manpower	Active		Reserve			Guard		
	Mil	Civ	Drill	AGR	ART/Civ	Drill	AGR	Tech/Civ
FY11 Totals	0	0	0	0	0	772	121	175
FY12 Change	0	0	0	0	0	0	0	0
FY13 Change	0	0	0	0	0	+31	-12	-5
FY13 Totals	0	0	0	0	0	803	109	170

Notes :

C-27J will not replace C-21 bridge mission. C-21 aircraft retired through a prior budget action

An ANG Intelligence Group will stand-up at Fargo AGS

MDS	C-21A	MQ-1B	RSO Ground Station	C-27J
	Guard	Guard	Guard	Guard
FY12 Totals	8	8	4	1
FY13 Change	-8	0	0	-1



**U.S. AIR FORCE**

# North Dakota

## Major Drivers at Grand Forks AFB:

<b>FY11 Total</b>	1479	381		1					1861
<b>FY12 and FY13 Drivers</b>	<b>AD Mil</b>	<b>AD Civ</b>	<b>Res Drill</b>	<b>Res AGR</b>	<b>Res Tech/Civ</b>	<b>ANG Drill</b>	<b>ANG AGR</b>	<b>ANG Tech/Civ</b>	<b>Grand Total</b>
CIVILIAN-MILITARY CONVERSION	2								2
COMMAND AND CONTROL	1								1
CONSOLIDATION/REGIONALIZATION OF FUNCTIONS	-1								-1
DEFENSE HEALTH PROGRAM	-2								-2
EDUCATION AND TRAINING	1								1
FORCE STRUCTURE CHANGE (Tied to iron change only)	-6								-6
OTHER BASE SUPPORT (Non-GBS)	1								1
PREVIOUSLY ANNOUNCED CIVILIAN ACTION		-36							-36
RESOURCE OPTIMIZATION	15								15
TAILORING INSTALLATION SUPPORT (GBS)	-14								-14
<b>New FY13 Total</b>	<b>1476</b>	<b>345</b>		<b>1</b>					<b>1822</b>
Percentage of change	0%	-9%		0%					-2%
<b>Grand Forks AFB overall change percentage: -2%</b>									





U.S. AIR FORCE

# Grand Forks AFB



\* Grand Forks AFB

Manpower	Active		Reserve			Guard		
	Mil	Civ	Drill	AGR	ART/Civ	Drill	AGR	Tech/Civ
FY11 Totals	1,479	381	0	1	0	0	0	0
FY12 Change	+2	-21	0	0	0	0	0	0
FY13 Change	-5	-15	0	0	0	0	0	0
FY13 Totals	1,476	345	0	1	0	0	0	0

Notes :

Active Association with ANG MQ-1/9 RSO at Fargo AGS

MDS	RQ-4B
	Active
FY12 Totals	7
FY13 Change	+1



**U.S. AIR FORCE**

# North Dakota

## Major Drivers at Minot AFB:

<b>FY11 Total</b>	5494	626		1		82	60	41	6304
<b>FY12 and FY13 Drivers</b>	<b>AD Mil</b>	<b>AD Civ</b>	<b>Res Drill</b>	<b>Res AGR</b>	<b>Res Tech/Civ</b>	<b>ANG Drill</b>	<b>ANG AGR</b>	<b>ANG Tech/Civ</b>	<b>Grand Total</b>
AGE MANPOWER STANDARDS APPLICATION	-9								-9
CIVILIAN-MILITARY CONVERSION	6								6
COMMAND AND CONTROL	1								1
DEFENSE HEALTH PROGRAM	-1								-1
NUCLEAR ENTERPRISE	-1								-1
OTHER BASE SUPPORT (Non-GBS)	2								2
PREVIOUSLY ANNOUNCED CIVILIAN ACTION		-57							-57
TAILORING INSTALLATION SUPPORT (GBS)	-12								-12
<b>New FY13 Total</b>	<b>5480</b>	<b>569</b>		<b>1</b>		<b>82</b>	<b>60</b>	<b>41</b>	<b>6233</b>
Percentage of change	0%	-9%		0%		0%	0%	0%	-1%
<b>Minot AFB overall change percentage: -1%</b>									



U.S. AIR FORCE

# Minot AFB

\* Minot AFB

Manpower	Active		Reserve			Guard		
	Mil	Civ	Drill	AGR	ART/Civ	Drill	AGR	Tech/Civ
FY11 Totals	5,494	626	0	1	0	82	60	41
FY12 Change	-12	-37	0	0	0	0	0	0
FY13 Change	-2	-20	0	0	0	0	0	0
FY13 Totals	5,480	569	0	1	0	82	60	41

Notes :

MDS	B-52H	UH-1N
	Active	Active
FY12 Totals	27	8
FY13 Change	0	0



**U.S. AIR FORCE**

# Ohio

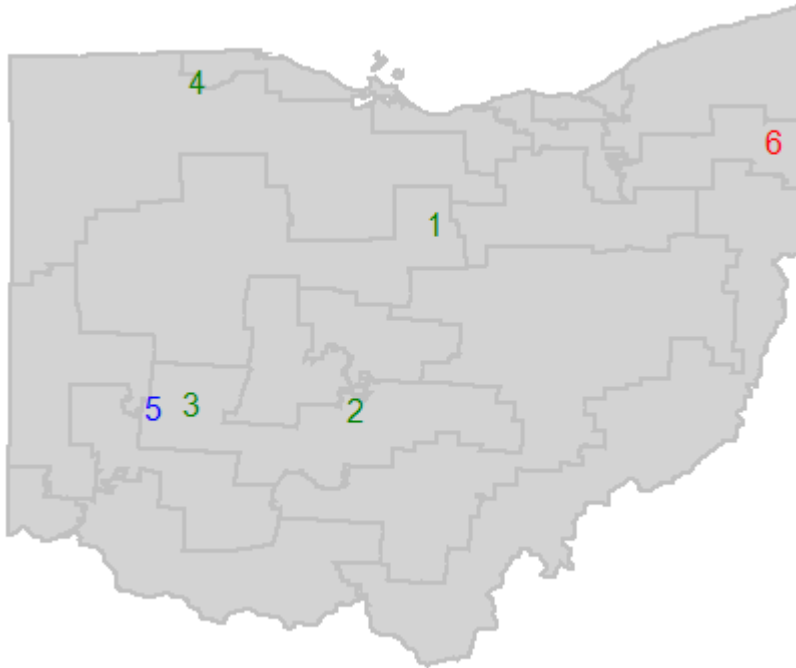
<b>FY11 Total</b>	5149	12450	3162	74	853	4171	446	1002	27307
<b>FY12 and FY13 Drivers</b>	<b>AD Mil</b>	<b>AD Civ</b>	<b>Res Drill</b>	<b>Res AGR</b>	<b>Res Tech/Civ</b>	<b>ANG Drill</b>	<b>ANG AGR</b>	<b>ANG Tech/Civ</b>	<b>Grand Total</b>
ACQUISITION (INCLUDES PROGRAM OFFICES)	-32								-32
ANG MC-12/RPA SOURCING						-354	-36	-73	-463
ANG READINESS RESET						19		3	22
ANG READINESS SOURCING								-47	-47
CIVILIAN-MILITARY CONVERSION	9								9
CONSOLIDATION/REGIONALIZATION OF FUNCTIONS	-31								-31
DEFENSE HEALTH PROGRAM	8								8
EDUCATION AND TRAINING	-55								-55
FORCE STRUCTURE CHANGE (Tied to iron change only)			-102		-34	-405	-55	-72	-668
HEADQUARTERS & OVERHEAD	-35	10							-25
INTELLIGENCE, SURVEILLANCE & RECONNAISSANCE	5	-65							-60
MISC EFFICIENCIES	-46								-46
MISC PROGRAMMING	0								0
OTHER BASE SUPPORT (Non-GBS)	1		0						1
PREVIOUSLY ANNOUNCED CIVILIAN ACTION		-263			0			5	-258
RESOURCE OPTIMIZATION	5		2		-1				6
TAILORING INSTALLATION SUPPORT (GBS)	-2								-2
TOTAL FORCE INTEGRATION			48		11				59
<b>New FY13 Total</b>	<b>4976</b>	<b>12132</b>	<b>3110</b>	<b>74</b>	<b>829</b>	<b>3431</b>	<b>355</b>	<b>818</b>	<b>25725</b>
Percentage of change	-3%	-3%	-2%	0%	-3%	-18%	-20%	-18%	-6%

**Ohio overall change percentage: -6%**



U.S. AIR FORCE

Ohio



Senators			
Sherrod Brown ( D )		Rob Portman ( R )	
Map	Base	District	Representative
1	Mansfield Lahm AGS	04	Jim Jordan ( R )
2	Rickenbacker AGS	07	Steve Austria ( R )
3	Springfield AGS	07	Steve Austria ( R )
4	Toledo AGS	05	Robert E. Latta ( R )
5	Wright-Patterson AFB	07	Steve Austria ( R )
6	Youngstown-Warren RAP ARS	17	Tim Ryan ( D )

Manpower	Active		Reserve			Guard		
	Mil	Civ	Drill	AGR	ART/Civ	Drill	AGR	Tech/Civ
FY11 Totals	5,149	12,450	3,162	74	853	4,171	446	1,002
FY12 Change	-80	+50	-4	0	-2	0	0	+5
FY13 Change	-93	-368	-48	0	-22	-740	-91	-189
FY13 Totals	4,976	12,132	3,110	74	829	3,431	355	818

Note: All authorized manpower within the state is shown on this summary page, i.e. manpower at support sites, recruiting stations, etc., is included

Legend: ● Active ● Reserve ● Guard ● Other



U.S. AIR FORCE

# Ohio

## Major Drivers at Cincinnati

<b>FY11 Total</b>	31	3							34
<b>FY12 and FY13 Drivers</b>	<b>AD Mil</b>	<b>AD Civ</b>	<b>Res Drill</b>	<b>Res AGR</b>	<b>Res Tech/Civ</b>	<b>ANG Drill</b>	<b>ANG AGR</b>	<b>ANG Tech/Civ</b>	<b>Grand Total</b>
DEFENSE HEALTH PROGRAM	3								3
<b>New FY13 Total</b>	<b>34</b>	<b>3</b>							<b>37</b>
Percentage of change	10%	0%							9%
<b>Cincinnati overall change percentage: 9%</b>									





**U.S. AIR FORCE**

# Ohio

## Major Drivers at Columbus

<b>FY11 Total</b>	24	3				36	10	11	84
<b>FY12 and FY13 Drivers</b>	<b>AD Mil</b>	<b>AD Civ</b>	<b>Res Drill</b>	<b>Res AGR</b>	<b>Res Tech/Civ</b>	<b>ANG Drill</b>	<b>ANG AGR</b>	<b>ANG Tech/Civ</b>	<b>Grand Total</b>
PREVIOUSLY ANNOUNCED CIVILIAN ACTION		-1							-1
<b>New FY13 Total</b>	<b>24</b>	<b>2</b>				<b>36</b>	<b>10</b>	<b>11</b>	<b>83</b>
Percentage of change	0%	-33%				0%	0%	0%	-1%
<b>Columbus overall change percentage: -1%</b>									







U.S. AIR FORCE

# Ohio

## Major Drivers at Heath

<b>FY11 Total</b>	11	122							133
<b>FY12 and FY13 Drivers</b>	<b>AD Mil</b>	<b>AD Civ</b>	<b>Res Drill</b>	<b>Res AGR</b>	<b>Res Tech/Civ</b>	<b>ANG Drill</b>	<b>ANG AGR</b>	<b>ANG Tech/Civ</b>	<b>Grand Total</b>
PREVIOUSLY ANNOUNCED CIVILIAN ACTION		-21							-21
<b>New FY13 Total</b>	<b>11</b>	<b>101</b>							<b>112</b>
Percentage of change	0%	-17%							-16%
<b>Heath overall change percentage: -16%</b>									





**U.S. AIR FORCE**

# Ohio

## Major Drivers at Kettering

<b>FY11 Total</b>	18	28							46
<b>FY12 and FY13 Drivers</b>	<b>AD Mil</b>	<b>AD Civ</b>	<b>Res Drill</b>	<b>Res AGR</b>	<b>Res Tech/Civ</b>	<b>ANG Drill</b>	<b>ANG AGR</b>	<b>ANG Tech/Civ</b>	<b>Grand Total</b>
HEADQUARTERS & OVERHEAD	-13								-13
PREVIOUSLY ANNOUNCED CIVILIAN ACTION		-6							-6
<b>New FY13 Total</b>	<b>5</b>	<b>22</b>							<b>27</b>
Percentage of change	-72%	-21%							-41%
<b>Kettering overall change percentage: -41%</b>									





**U.S. AIR FORCE**

# Ohio

## Major Drivers at Mansfield Lahm AGS

FY11 Total						793	67	119	979
FY12 and FY13 Drivers	AD Civ	AD Mil	Res Drill	Res AGR	Res Tech/Civ	ANG Drill	ANG AGR	ANG Tech/Civ	Grand Total
ANG MC-12/RPA SOURCING						-348	-36	-73	-457
FORCE STRUCTURE CHANGE (Tied to iron change only)						-247	-24	-46	-317
<b>New FY13 Total</b>						<b>198</b>	<b>7</b>	<b>0</b>	<b>205</b>
Percentage of change						-75%	-90%	-100%	-79%
<b>Mansfield Lahm AGS overall change percentage: -79%</b>									



U.S. AIR FORCE

# Mansfield Lahm AGS



\* Mansfield Lahm AGS

Manpower	Active		Reserve			Guard		
	Mil	Civ	Drill	AGR	ART/Civ	Drill	AGR	Tech/Civ
FY11 Totals	0	0	0	0	0	793	67	119
FY12 Change	0	0	0	0	0	0	0	0
FY13 Change	0	0	0	0	0	-595	-60	-119
FY13 Totals	0	0	0	0	0	198	7	0

Notes :

RED HORSE mission remains

MDS	C-27J
	Guard
FY12 Totals	4
FY13 Change	-4



**U.S. AIR FORCE**

# Ohio

## Major Drivers at Rickenbacker AGS

<b>FY11 Total</b>	1					1059	129	271	1460
<b>FY12 and FY13 Drivers</b>	<b>AD Mil</b>	<b>AD Civ</b>	<b>Res Drill</b>	<b>Res AGR</b>	<b>Res Tech/Civ</b>	<b>ANG Drill</b>	<b>ANG AGR</b>	<b>ANG Tech/Civ</b>	<b>Grand Total</b>
ANG MC-12/RPA SOURCING						-2			-2
ANG READINESS RESET						19			19
FORCE STRUCTURE CHANGE (Tied to iron change only)						-158	-31	-26	-215
PREVIOUSLY ANNOUNCED CIVILIAN ACTION								5	5
<b>New FY13 Total</b>		<b>1</b>				<b>918</b>	<b>98</b>	<b>250</b>	<b>1267</b>
Percentage of change		0%				-13%	-24%	-8%	-13%
<b>Rickenbacker AGS overall change percentage: -13%</b>									







**U.S. AIR FORCE**

# Ohio

## Major Drivers at Springfield AGS

<b>FY11 Total</b>	1					908	82	295	1286
<b>FY12 and FY13 Drivers</b>	<b>AD Mil</b>	<b>AD Civ</b>	<b>Res Drill</b>	<b>Res AGR</b>	<b>Res Tech/Civ</b>	<b>ANG Drill</b>	<b>ANG AGR</b>	<b>ANG Tech/Civ</b>	<b>Grand Total</b>
ANG READINESS SOURCING								-47	-47
<b>New FY13 Total</b>	<b>1</b>					<b>908</b>	<b>82</b>	<b>248</b>	<b>1239</b>
Percentage of change	0%					0%	0%	-16%	-4%
<b>Springfield AGS overall change percentage: -4%</b>									



U.S. AIR FORCE

# Springfield AGS



Manpower	Active		Reserve			Guard		
	Mil	Civ	Drill	AGR	ART/Civ	Drill	AGR	Tech/Civ
FY11 Totals	1	0	0	0	0	908	82	295
FY12 Change	0	0	0	0	0	0	0	0
FY13 Change	0	0	0	0	0	0	0	-47
FY13 Totals	1	0	0	0	0	908	82	248

Notes :

MDS	RSO Ground Station
	Guard
FY12 Totals	2
FY13 Change	0



**U.S. AIR FORCE**

# Ohio

## Major Drivers Toledo AGS

<b>FY11 Total</b>						893	131	252	1276
<b>FY12 and FY13 Drivers</b>	<b>AD Mil</b>	<b>AD Civ</b>	<b>Res Drill</b>	<b>Res AGR</b>	<b>Res Tech/Civ</b>	<b>ANG Drill</b>	<b>ANG AGR</b>	<b>ANG Tech/Civ</b>	<b>Grand Total</b>
ANG MC-12/RPA SOURCING						-4			-4
ANG READINESS RESET								3	3
<b>Toledo AGS Total</b>						<b>889</b>	<b>131</b>	<b>255</b>	<b>1275</b>
Percentage of change						0%	0%	1%	-0.1%
<b>Toledo AGS overall change percentage: -.1%</b>									



U.S. AIR FORCE

# Toledo AGS



Manpower	Active		Reserve			Guard		
	Mil	Civ	Drill	AGR	ART/Civ	Drill	AGR	Tech/Civ
FY11 Totals	0	0	0	0	0	893	131	252
FY12 Change	0	0	0	0	0	0	0	0
FY13 Change	0	0	0	0	0	-4	0	+3
FY13 Totals	0	0	0	0	0	889	131	255

Notes :

MDS	F-16C/D
	Guard
FY12 Totals	22
FY13 Change	0



**U.S. AIR FORCE**

# Ohio

## Major Drivers at Wright Patterson AFB

<b>FY11 Total</b>	4963	12287	1820	21	441		2		19534
<b>FY12 and FY13 Drivers</b>	<b>AD Mil</b>	<b>AD Civ</b>	<b>Res Drill</b>	<b>Res AGR</b>	<b>Res Tech/Civ</b>	<b>ANG Drill</b>	<b>ANG AGR</b>	<b>ANG Tech/Civ</b>	<b>Grand Total</b>
ACQUISITION (INCLUDES PROGRAM OFFICES)	-32								-32
CIVILIAN-MILITARY CONVERSION	9								9
CONSOLIDATION/REGIONALIZATION OF FUNCTIONS	-1								-1
DEFENSE HEALTH PROGRAM	5								5
EDUCATION AND TRAINING	-55								-55
HEADQUARTERS & OVERHEAD	-22	10							-12
INTELLIGENCE, SURVEILLANCE & RECONNAISSANCE	5	-65							-60
MISC EFFICIENCIES	-45								-45
OTHER BASE SUPPORT (Non-GBS)	1		-3						-2
PREVIOUSLY ANNOUNCED CIVILIAN ACTION		-235			1				-234
RESOURCE OPTIMIZATION	5								5
SAP/SAR PROGRAMS	0								0
TAILORING INSTALLATION SUPPORT (GBS)	-32								-32
TOTAL FORCE INTEGRATION			48		11				59
<b>New FY13 Total</b>	<b>4801</b>	<b>11997</b>	<b>1865</b>	<b>21</b>	<b>453</b>		<b>2</b>		<b>19139</b>
Percentage of change	-3%	-2%	2%	0%	3%		0%		-2%

**Wright-Patterson AFB overall change percentage: -2%**



U.S. AIR FORCE

# Wright-Patterson AFB



\* Wright-Patterson AFB

Manpower	Active		Reserve			Guard		
	Mil	Civ	Drill	AGR	ART/Civ	Drill	AGR	Tech/Civ
FY11 Totals	4,963	12,287	1,820	21	441	0	2	0
FY12 Change	-69	+58	-4	0	+1	0	0	0
FY13 Change	-93	-348	+49	0	+11	0	0	0
FY13 Totals	4,801	11,997	1,865	21	453	0	2	0

**Notes :**

C-5A retirements are a prior budget action

Acquisition Intelligence Classic Association planned in FY13

GEOINT/MASINT Classic Association planned (FY TBD)

HUMINT Classic Association planned (FY TBD)

MDS	C-17A	MQ-9A
	Reserve	Active
FY12 Totals	8	1
FY13 Change	+1	0



**U.S. AIR FORCE**

# Ohio

## Major Drivers at Youngstown-Warren RAP ARS

<b>FY11 Total</b>					1342	46	412	1802	
<b>FY12 and FY13 Drivers</b>	<b>AD Mil</b>	<b>AD Civ</b>	<b>ANG Drill</b>	<b>ANG AGR</b>	<b>ANG Tech/Civ</b>	<b>Res Drill</b>	<b>Res AGR</b>	<b>Res Tech/Civ</b>	<b>Grand Total</b>
FORCE STRUCTURE CHANGE (Tied to iron change only)						-102		-34	-136
OTHER BASE SUPPORT (Non-GBS)						3			3
PREVIOUSLY ANNOUNCED CIVILIAN ACTION								-1	-1
RESOURCE OPTIMIZATION						2		-1	1
<b>New FY13 Total</b>	<b>2</b>					<b>1245</b>	<b>46</b>	<b>376</b>	<b>1669</b>
Percentage of change	0%					-7%	0%	-9%	-7%
<b>Youngstown-Warren RAP ARS overall change percentage: -7%</b>									





U.S. AIR FORCE

# Youngstown-Warren RAPARS



\* Youngstown-Warren F

Manpower	Active		Reserve			Guard		
	Mil	Civ	Drill	AGR	ART/Civ	Drill	AGR	Tech/Civ
FY11 Totals	2	0	1,342	46	412	0	0	0
FY12 Change	0	0	0	0	-3	0	0	0
FY13 Change	0	0	-97	0	-33	0	0	0
FY13 Totals	2	0	1,245	46	376	0	0	0

Notes :

MDS	C-130H Reserve
FY12 Totals	10
FY13 Change	-2



U.S. AIR FORCE

# Ohio

## Major Drivers at Zanesville

<b>FY11 Total</b>	1					106	6	8	121
<b>FY12 and FY13 Drivers</b>	<b>AD Mil</b>	<b>AD Civ</b>	<b>Res Drill</b>	<b>Res AGR</b>	<b>Res Tech/Civ</b>	<b>ANG Drill</b>	<b>ANG AGR</b>	<b>ANG Tech/Civ</b>	<b>Grand Total</b>
MISC EFFICIENCIES	-1								-1
<b>New FY13 Total</b>	<b>0</b>					<b>106</b>	<b>6</b>	<b>8</b>	<b>120</b>
Percentage of change	-100%					0%	0%	0%	-1%
<b>Zanesville overall change percentage: -1%</b>									





**U.S. AIR FORCE**

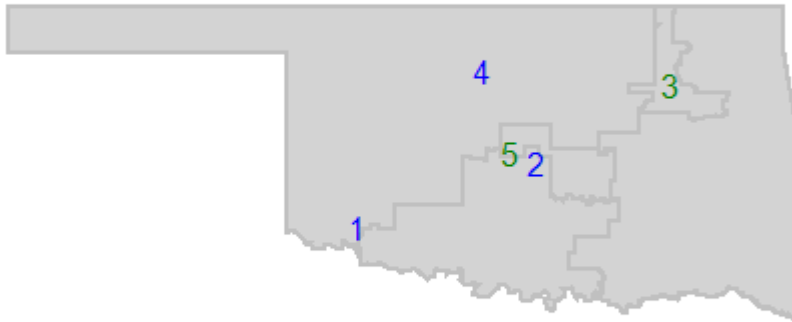
# Oklahoma

<b>FY11 Total</b>	7471	14570	1541	77	362	2095	144	482	26742
<b>FY12 and FY13 Drivers</b>	<b>AD Mil</b>	<b>AD Civ</b>	<b>Res Drill</b>	<b>Res AGR</b>	<b>Tech/Civ</b>	<b>ANG Drill</b>	<b>ANG AGR</b>	<b>ANG Tech/Civ</b>	<b>Grand Total</b>
AGE MANPOWER STANDARDS APPLICATION	-44								-44
ANG MC-12/RPA SOURCING						-62			-62
ANG READINESS RESET								8	8
CIVILIAN-MILITARY CONVERSION	27								27
CONSOLIDATION/REGIONALIZATION OF FUNCTIONS	20	7							27
DEFENSE HEALTH PROGRAM	-28								-28
EDUCATION AND TRAINING	6								6
FORCE STRUCTURE CHANGE (Tied to iron change only)	-64		-61		-20				-145
HEADQUARTERS & OVERHEAD	-9								-9
MISC EFFICIENCIES	-8								-8
OTHER BASE SUPPORT (Non-GBS)	1		1						2
PREVIOUSLY ANNOUNCED CIVILIAN ACTION		-319			2				-317
RESOURCE OPTIMIZATION	-3		-1		-1				-5
SAP/SAR PROGRAMS		1							1
TAILORING INSTALLATION SUPPORT (GBS)	-6								-6
TOTAL FORCE INTEGRATION					1				1
<b>New FY13 Total</b>	<b>7363</b>	<b>14259</b>	<b>1480</b>	<b>77</b>	<b>344</b>	<b>2033</b>	<b>144</b>	<b>490</b>	<b>26190</b>
Percentage of change	-1%	-2%	-4%	0%	-5%	-3%	0%	2%	-2%
<b>Oklahoma overall change percentage: -2%</b>									



U.S. AIR FORCE

# Oklahoma



Senators	
James M. Inhofe ( R )	Tom Coburn ( R )

Map	Base	District	Representative
1	Altus AFB	03	Frank D. Lucas ( R )
2	Tinker AFB	04	Tom Cole ( R )
3	Tulsa AGS	01	John Sullivan ( R )
4	Vance AFB	03	Frank D. Lucas ( R )
5	Will Rogers AGS	05	James Lankford ( R )

Manpower	Active		Reserve			Guard		
	Mil	Civ	Drill	AGR	ART/Civ	Drill	AGR	Tech/Civ
FY11 Totals	7,471	14,570	1,541	77	362	2,095	144	482
FY12 Change	-125	-152	0	0	+3	0	0	0
FY13 Change	+17	-159	-61	0	-21	-62	0	+8
FY13 Totals	7,363	14,259	1,480	77	344	2,033	144	490

Note: All authorized manpower within the state is shown on this summary page, i.e. manpower at support sites, recruiting stations, etc., is included

Legend: ● Active ● Reserve ● Guard ● Other



**U.S. AIR FORCE**

# Oklahoma

## Major Drivers at Altus AFB:

<b>FY11 Total</b>	1315	1223	31	2	13				2584
<b>FY12 and FY13 Drivers</b>	<b>AD Mil</b>	<b>AD Civ</b>	<b>Res Drill</b>	<b>Res AGR</b>	<b>Res Tech/Civ</b>	<b>ANG Drill</b>	<b>ANG AGR</b>	<b>ANG Tech/Civ</b>	<b>Grand Total</b>
CIVILIAN-MILITARY CONVERSION	24								24
CONSOLIDATION/REGIONALIZATION OF FUNCTIONS	-6								-6
DEFENSE HEALTH PROGRAM	-2								-2
HEADQUARTERS & OVERHEAD	3								3
OTHER BASE SUPPORT (Non-GBS)	0								0
PREVIOUSLY ANNOUNCED CIVILIAN ACTION		-127							-127
TAILORING INSTALLATION SUPPORT (GBS)	-1								-1
<b>New FY13 Total</b>	<b>1333</b>	<b>1096</b>	<b>31</b>	<b>2</b>	<b>13</b>				<b>2475</b>
Percentage of change	1%	-10%	0%	0%	0%				-4%
<b>Altus AFB overall change percentage: -4%</b>									



U.S. AIR FORCE

# Altus AFB



Manpower	Active		Reserve			Guard		
	Mil	Civ	Drill	AGR	ART/Civ	Drill	AGR	Tech/Civ
FY11 Totals	1,315	1,223	31	2	13	0	0	0
FY12 Change	+17	-114	0	0	0	0	0	0
FY13 Change	+1	-13	0	0	0	0	0	0
FY13 Totals	1,333	1,096	31	2	13	0	0	0

Notes :

C-17 AFRC Classic Association

KC-135 AFRC Classic Association

MDS	C-17A	KC-135R/T
	Active	Active
FY12 Totals	17	22
FY13 Change	0	-3



**U.S. AIR FORCE**

# Oklahoma

## Major Drivers at Norman:

<b>FY11 Total</b>	17	15		3					35
<b>FY12 and FY13 Drivers</b>	<b>AD Mil</b>	<b>AD Civ</b>	<b>Res Drill</b>	<b>Res AGR</b>	<b>Res Tech/Civ</b>	<b>ANG Drill</b>	<b>ANG AGR</b>	<b>ANG Tech/Civ</b>	<b>Grand Total</b>
HEADQUARTERS & OVERHEAD	-1								-1
PREVIOUSLY ANNOUNCED CIVILIAN ACTION		-1							-1
<b>New FY13 Total</b>	<b>16</b>	<b>14</b>		<b>3</b>					<b>33</b>
Percentage of change	-6%	-7%		0%					-6%

**Norman overall change percentage: -6%**







**U.S. AIR FORCE**

# Oklahoma

## Major Drivers at Tinker AFB:

<b>FY11 Total</b>	5310	12997	1420	33	347	291	5	101	20504
<b>FY12 and FY13 Drivers</b>	<b>AD Mil</b>	<b>AD Civ</b>	<b>Res Drill</b>	<b>Res AGR</b>	<b>Res Tech/Civ</b>	<b>ANG Drill</b>	<b>ANG AGR</b>	<b>ANG Tech/Civ</b>	<b>Grand Total</b>
AGE MANPOWER STANDARDS APPLICATION	-44								-44
CIVILIAN-MILITARY CONVERSION	4								4
CONSOLIDATION/REGIONALIZATION OF FUNCTIONS	5								5
DEFENSE HEALTH PROGRAM	-27								-27
FORCE STRUCTURE CHANGE (Tied to iron change only)	-35		-61		-20				-116
HEADQUARTERS & OVERHEAD	-4								-4
MISC EFFICIENCIES	-8								-8
OTHER BASE SUPPORT (Non-GBS)	1		1						2
PREVIOUSLY ANNOUNCED CIVILIAN ACTION		-178			2				-176
RESOURCE OPTIMIZATION	0		-1		-1				-2
SAP/SAR PROGRAMS		1							1
TAILORING INSTALLATION SUPPORT (GBS)	-5								-5
TOTAL FORCE INTEGRATION					1				1
<b>Tinker AFB Total</b>	<b>5197</b>	<b>12820</b>	<b>1359</b>	<b>33</b>	<b>329</b>	<b>291</b>	<b>5</b>	<b>101</b>	<b>20135</b>
Percentage of change	-2%	-1%	-4%	0%	-5%	0%	0%	0%	-2%

**Tinker AFB overall change percentage: -2%**



U.S. AIR FORCE

# Tinker AFB



Manpower	Active		Reserve			Guard		
	Mil	Civ	Drill	AGR	ART/Civ	Drill	AGR	Tech/Civ
FY11 Totals	5,310	12,997	1,420	33	347	291	5	101
FY12 Change	-121	-26	0	0	+3	0	0	0
FY13 Change	+8	-151	-61	0	-21	0	0	0
FY13 Totals	5,197	12,820	1,359	33	329	291	5	101

Notes :

E-3 AFRC Classic Association

ANG Reserve Association with AFRC KC-135

MDS	KC-135R/T	E-3
	Reserve	Active
FY12 Totals	12	26
FY13 Change	-4	0



**U.S. AIR FORCE**

# Oklahoma

## Major Drivers at Tulsa AGS:

<b>FY11 Total</b>	5	1		1		1058	60	283	1408
<b>FY12 and FY13 Drivers</b>	<b>AD Mil</b>	<b>AD Civ</b>	<b>Res Drill</b>	<b>Res AGR</b>	<b>Res Tech/Civ</b>	<b>ANG Drill</b>	<b>ANG AGR</b>	<b>ANG Tech/Civ</b>	<b>Grand Total</b>
ANG MC-12/RPA SOURCING						-6			-6
ANG READINESS RESET								8	8
<b>Tulsa AGS Total</b>	<b>5</b>	<b>1</b>		<b>1</b>		<b>1052</b>	<b>60</b>	<b>291</b>	<b>1410</b>
Percentage of change	0%	0%		0%		-1%	0%	3%	0.1%
<b>Tulsa AGS overall change percentage: .1%</b>									



U.S. AIR FORCE

# Tulsa AGS



Manpower	Active		Reserve			Guard		
	Mil	Civ	Drill	AGR	ART/Civ	Drill	AGR	Tech/Civ
FY11 Totals	5	1	0	1	0	1,058	60	283
FY12 Change	0	0	0	0	0	0	0	0
FY13 Change	0	0	0	0	0	-6	0	+8
FY13 Totals	5	1	0	1	0	1,052	60	291

Notes :

MDS	F-16C/D
	Guard
FY12 Totals	25
FY13 Change	0



**U.S. AIR FORCE**

# Oklahoma

## Major Drivers at Vance AFB:

<b>FY11 Total</b>	646	270	71	30	1				1018
<b>FY12 and FY13 Drivers</b>	<b>AD Mil</b>	<b>AD Civ</b>	<b>Res Drill</b>	<b>Res AGR</b>	<b>Res Tech/Civ</b>	<b>ANG Drill</b>	<b>ANG AGR</b>	<b>ANG Tech/Civ</b>	<b>Grand Total</b>
CIVILIAN-MILITARY CONVERSION	-1								-1
CONSOLIDATION/REGIONALIZATION OF FUNCTIONS	1								1
DEFENSE HEALTH PROGRAM	1								1
EDUCATION AND TRAINING	6								6
FORCE STRUCTURE CHANGE (Tied to iron change only)	-29								-29
PREVIOUSLY ANNOUNCED CIVILIAN ACTION		-6							-6
RESOURCE OPTIMIZATION	-3								-3
<b>New FY13 Total</b>	<b>621</b>	<b>264</b>	<b>71</b>	<b>30</b>	<b>1</b>				<b>987</b>
Percentage of change	-4%	-2%	0%	0%	0%				-3%

**Vance AFB overall change percentage: -3%**



U.S. AIR FORCE

# Vance AFB



Manpower	Active		Reserve			Guard		
	Mil	Civ	Drill	AGR	ART/Civ	Drill	AGR	Tech/Civ
FY11 Totals	646	270	71	30	1	0	0	0
FY12 Change	-33	-4	0	0	0	0	0	0
FY13 Change	+8	-2	0	0	0	0	0	0
FY13 Totals	621	264	71	30	1	0	0	0

Notes :

MDS	T-38	T-1A	T-6A
	Active	Active	Active
FY12 Totals	66	46	105
FY13 Change	0	0	0



**U.S. AIR FORCE**

# Oklahoma

## Major Drivers at Will Rogers AGS:

<b>FY11 Total</b>	135	57				715	65	91	1063
<b>FY12 and FY13 Drivers</b>	<b>AD Mil</b>	<b>AD Civ</b>	<b>Res Drill</b>	<b>Res AGR</b>	<b>Res Tech/Civ</b>	<b>ANG Drill</b>	<b>ANG AGR</b>	<b>ANG Tech/Civ</b>	<b>Grand Total</b>
ANG MC-12/RPA SOURCING						-56			-56
CONSOLIDATION/REGIONALIZATION OF FUNCTIONS	20	7							27
HEADQUARTERS & OVERHEAD	-7								-7
PREVIOUSLY ANNOUNCED CIVILIAN ACTION		-7							-7
<b>New FY13 Total</b>	<b>148</b>	<b>57</b>				<b>659</b>	<b>65</b>	<b>91</b>	<b>1020</b>
Percentage of change	10%	0%				-8%	0%	0%	-4%
<b>Will Rogers AGS overall change percentage: -4%</b>									





U.S. AIR FORCE

# Will Rogers AGS



Manpower	Active		Reserve			Guard		
	Mil	Civ	Drill	AGR	ART/Civ	Drill	AGR	Tech/Civ
FY11 Totals	135	57	0	0	0	715	65	91
FY12 Change	+13	-7	0	0	0	0	0	0
FY13 Change	0	+7	0	0	0	-56	0	0
FY13 Totals	148	57	0	0	0	659	65	91

Notes :

MDS	C-21A
	Active
FY12 Totals	2
FY13 Change	0



**U.S. AIR FORCE**

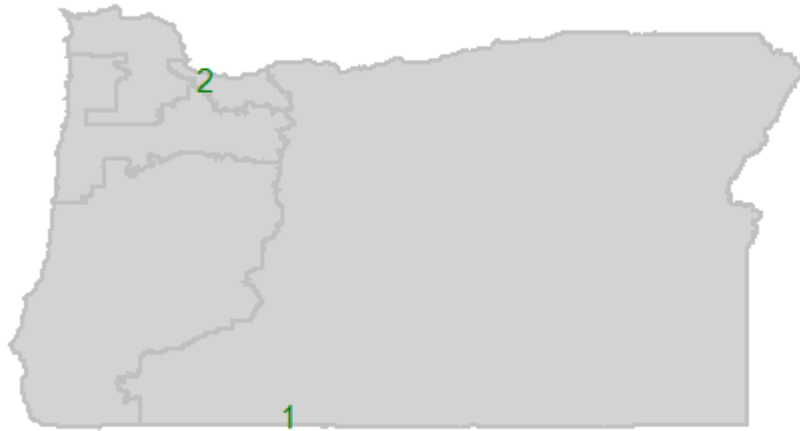
# Oregon

<b>FY11 Total</b>	40	11	71	35	14	1780	454	548	2953
<b>FY12 and FY13 Drivers</b>	<b>AD Mil</b>	<b>AD Civ</b>	<b>Res Drill</b>	<b>Res AGR</b>	<b>Res Tech/Civ</b>	<b>ANG Drill</b>	<b>ANG AGR</b>	<b>ANG Tech/Civ</b>	<b>Grand Total</b>
ANG MC-12/RPA SOURCING						-6			-6
ANG READINESS RESET								6	6
ANG READINESS SOURCING						-9	-3		-12
MISC EFFICIENCIES	-1								-1
PREVIOUSLY ANNOUNCED CIVILIAN ACTION		-2							-2
RESOURCE OPTIMIZATION	-1								-1
<b>New FY13 Total</b>	<b>38</b>	<b>9</b>	<b>71</b>	<b>35</b>	<b>14</b>	<b>1765</b>	<b>451</b>	<b>554</b>	<b>2937</b>
Percentage of change	-5%	-18%	0%	0%	0%	-1%	-1%	1%	-1%
<b>Oregon overall change percentage: -1%</b>									



U.S. AIR FORCE

# Oregon



Senators			
Ron Wyden ( D )		Jeff Merkley ( D )	
Map	Base	District	Representative
1	Kingsley Field AGS	02	Greg Walden ( R )
2	Portland AGS	03	Earl Blumenauer ( D )

Manpower	Active		Reserve			Guard		
	Mil	Civ	Drill	AGR	ART/Civ	Drill	AGR	Tech/Civ
FY11 Totals	40	11	71	35	14	1,780	454	548
FY12 Change	-2	-2	0	0	0	0	0	0
FY13 Change	0	0	0	0	0	-15	-3	+6
FY13 Totals	38	9	71	35	14	1,765	451	554

Note: All authorized manpower within the state is shown on this summary page, i.e. manpower at support sites, recruiting stations, etc., is included

Legend: ● Active ● Reserve ● Guard ● Other



U.S. AIR FORCE

# Oregon

## Major Drivers at Beaverton

FY11 Total	3								
FY12 and FY13 Drivers	AD Mil	AD Civ	Res Drill	Res AGR	Res Tech/Civ	ANG Drill	ANG AGR	ANG Tech/Civ	Grand Total
MISC EFFICIENCIES	-1								-1
<b>New FY13 Total</b>	<b>2</b>								<b>2</b>
Percentage of change	-33%								-33%
<b>Beaverton overall change percentage: -33%</b>									





**U.S. AIR FORCE**

# Oregon

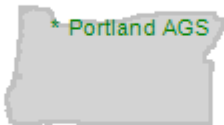
## Major Drivers at Portland AGS:

<b>FY11 Total</b>	16	9	71	35	14	926	202	229	1502
<b>FY12 and FY13 Drivers</b>	<b>AD Mil</b>	<b>AD Civ</b>	<b>Res Drill</b>	<b>Res AGR</b>	<b>Res Tech/Civ</b>	<b>ANG Drill</b>	<b>ANG AGR</b>	<b>ANG Tech/Civ</b>	<b>Grand Total</b>
ANG MC-12/RPA SOURCING						-6			-6
ANG READINESS RESET								6	6
ANG READINESS SOURCING						-9	-3		-12
PREVIOUSLY ANNOUNCED CIVILIAN ACTION		-2							-2
RESOURCE OPTIMIZATION	-1								-1
<b>New FY13 Total</b>	<b>15</b>	<b>7</b>	<b>71</b>	<b>35</b>	<b>14</b>	<b>911</b>	<b>199</b>	<b>235</b>	<b>1487</b>
Percentage of change	-6%	-22%	0%	0%	0%	-2%	-1%	3%	-1%
<b>Portland AGS overall change percentage: -1%</b>									



U.S. AIR FORCE

# Portland AGS



Manpower	Active		Reserve			Guard		
	Mil	Civ	Drill	AGR	ART/Civ	Drill	AGR	Tech/Civ
FY11 Totals	16	9	71	35	14	926	202	229
FY12 Change	-1	-2	0	0	0	0	0	0
FY13 Change	0	0	0	0	0	-15	-3	+6
FY13 Totals	15	7	71	35	14	911	199	235

Notes :

MDS	F-15C/D
	Guard
FY12 Totals	21
FY13 Change	0



**U.S. AIR FORCE**

# Pennsylvania

<b>FY11 Total</b>	207	58	1125	52	281	3557	310	795	6385
<b>Major Driver--A1MP</b>	<b>AD Mil</b>	<b>AD Civ</b>	<b>Res Drill</b>	<b>Res AGR</b>	<b>Res Tech/Civ</b>	<b>ANG Drill</b>	<b>ANG AGR</b>	<b>ANG Tech/Civ</b>	<b>Grand Total</b>
ACQUISITION (INCLUDES PROGRAM OFFICES)	-1								-1
ANG MC-12/RPA Growth						166	42	31	239
ANG MC-12/RPA SOURCING						-200	-23	-23	-246
ANG READINESS RESET						19			19
ANG READINESS SOURCING								-2	-2
FORCE STRUCTURE CHANGE (Tied to iron change only)			-1125	-45	-279	-148	-9	-28	-1634
MISC EFFICIENCIES	-1								-1
PREVIOUSLY ANNOUNCED CIVILIAN ACTION					1			5	6
RESOURCE OPTIMIZATION					-3				-3
<b>New FY13 Total</b>	<b>205</b>	<b>58</b>	<b>0</b>	<b>7</b>	<b>0</b>	<b>3394</b>	<b>320</b>	<b>778</b>	<b>4762</b>
Percentage of change	-1%	0%	-100%	-87%	-100%	-5%	3%	-2%	-25%
<b>Pennsylvania overall change percentage: -25%</b>									





U.S. AIR FORCE

# Pennsylvania



Senators			
Robert P. Casey, Jr. ( D )		Patrick J. Toomey ( R )	
Map	Base	District	Representative
1	Harrisburg AGS	17	Tim Holden ( D )
2	JRB Willow Grove	13	Allyson Y. Schwarz ( D )
3	Pittsburgh IAP AGS	18	Tim Murphy ( R )
4	Pittsburgh IAP ARS	18	Tim Murphy ( R )

Manpower	Active		Reserve			Guard		
	Mil	Civ	Drill	AGR	ART/Civ	Drill	AGR	Tech/Civ
FY11 Totals	207	58	1,125	52	281	3,557	310	795
FY12 Change	-2	0	-3	0	0	0	0	+5
FY13 Change	0	0	-1,122	-45	-281	-163	+10	-22
FY13 Totals	205	58	0	7	0	3,394	320	778

Note: All authorized manpower within the state is shown on this summary page, i.e. manpower at support sites, recruiting stations, etc., is included

Legend: ● Active ● Reserve ● Guard ● Other



**U.S. AIR FORCE**

# Pennsylvania

## Major Drivers at Harrisburg AGS

<b>FY11 Total</b>						947	77	235	1263
<b>FY12 and FY13 Drivers</b>	<b>AD Mil</b>	<b>AD Civ</b>	<b>Res Drill</b>	<b>Res AGR</b>	<b>Res Tech/Civ</b>	<b>ANG Drill</b>	<b>ANG AGR</b>	<b>ANG Tech/Civ</b>	<b>Grand Total</b>
ANG READINESS RESET						19			19
ANG READINESS SOURCING								-1	-1
<b>New FY13 Total</b>	<b>4</b>					<b>966</b>	<b>77</b>	<b>234</b>	<b>1281</b>
Percentage of change	0%					2%	0%	0%	1%
<b>Harrisburg AGS overall change percentage: 1%</b>									



U.S. AIR FORCE

# Harrisburg AGS



Manpower	Active		Reserve			Guard		
	Mil	Civ	Drill	AGR	ART/Civ	Drill	AGR	Tech/Civ
FY11 Totals	4	0	0	0	0	947	77	235
FY12 Change	0	0	0	0	0	0	0	0
FY13 Change	0	0	0	0	0	+19	0	-1
FY13 Totals	4	0	0	0	0	966	77	234

Notes :

MDS	EC-130J
	Guard
FY12 Totals	7
FY13 Change	0



**U.S. AIR FORCE**

# Pennsylvania

## Major Drivers at Indiana

<b>FY11 Total</b>	1								1																																				
<b>FY12 and FY13 Drivers</b>	<table border="1"> <thead> <tr> <th>AD Mil</th> <th>AD Civ</th> <th>Res Drill</th> <th>Res AGR</th> <th>Res Tech/Civ</th> <th>ANG Drill</th> <th>ANG AGR</th> <th>ANG Tech/Civ</th> <th>Grand Total</th> </tr> </thead> <tbody> <tr> <td>MISC EFFICIENCIES</td> <td>-1</td> <td></td> <td></td> <td></td> <td></td> <td></td> <td></td> <td>-1</td> </tr> <tr> <td><b>New FY13 Total</b></td> <td><b>0</b></td> <td></td> <td></td> <td></td> <td></td> <td></td> <td></td> <td><b>0</b></td> </tr> <tr> <td>Percentage of change</td> <td>-100%</td> <td></td> <td></td> <td></td> <td></td> <td></td> <td></td> <td>-100%</td> </tr> </tbody> </table>								AD Mil	AD Civ	Res Drill	Res AGR	Res Tech/Civ	ANG Drill	ANG AGR	ANG Tech/Civ	Grand Total	MISC EFFICIENCIES	-1							-1	<b>New FY13 Total</b>	<b>0</b>							<b>0</b>	Percentage of change	-100%							-100%	
AD Mil	AD Civ	Res Drill	Res AGR	Res Tech/Civ	ANG Drill	ANG AGR	ANG Tech/Civ	Grand Total																																					
MISC EFFICIENCIES	-1							-1																																					
<b>New FY13 Total</b>	<b>0</b>							<b>0</b>																																					
Percentage of change	-100%							-100%																																					
<b>Indiana overall change percentage: 100%</b>																																													





**U.S. AIR FORCE**

# Pennsylvania

## Major Drivers at John Murtha Johnstown-Cambria County AP

FY11 Total	75 16 23 114								
FY12 and FY13 Drivers	AD Mil	AD Civ	Res Drill	Res AGR	Res Tech/Civ	ANG Drill	ANG AGR	ANG Tech/Civ	Grand Total
ANG MC-12/RPA SOURCING						-75	-15	-7	-97
<b>New FY13 Total</b>						<b>0</b>	<b>1</b>	<b>16</b>	<b>17</b>
Percentage of change						-100%	-94%	-30%	-85%
<b>John Murtha Johnstown-Cambria County AP overall change percentage: -85%</b>									





**U.S. AIR FORCE**

# Pennsylvania

## Major Drivers at JRB Willow Grove

<b>FY11 Total</b>						766	56	140	962
<b>FY12 and FY13 Drivers</b>	<b>AD Mil</b>	<b>AD Civ</b>	<b>Res Drill</b>	<b>Res AGR</b>	<b>Res Tech/Civ</b>	<b>ANG Drill</b>	<b>ANG AGR</b>	<b>ANG Tech/Civ</b>	<b>Grand Total</b>
ANG MC-12/RPA SOURCING						-123	-8	-16	-147
ANG READINESS SOURCING								-1	-1
FORCE STRUCTURE CHANGE (Tied to iron change only)						166	42	31	239
<b>NAS JRB Willow Grove Total</b>						<b>809</b>	<b>90</b>	<b>154</b>	<b>1053</b>
Percentage of change						6%	61%	10%	9%
<b>JRB Willow Grove overall change percentage: 9%</b>									





U.S. AIR FORCE

# JRB Willow Grove



Manpower	Active		Reserve			Guard		
	Mil	Civ	Drill	AGR	ART/Civ	Drill	AGR	Tech/Civ
FY11 Totals	0	0	0	0	0	766	56	140
FY12 Change	0	0	0	0	0	0	0	0
FY13 Change	0	0	0	0	0	+43	+34	+14
FY13 Totals	0	0	0	0	0	809	90	154

Notes :

MQ-1/9 Remote Split Ops Squadron will begin bed down



U.S. AIR FORCE

# Pennsylvania

## Major Drivers at Philadelphia

<b>FY11 Total</b>	12		1					13	
<b>FY12 and FY13 Drivers</b>	<b>AD Mil</b>	<b>AD Civ</b>	<b>Res Drill</b>	<b>Res AGR</b>	<b>Res Tech/Civ</b>	<b>ANG Drill</b>	<b>ANG AGR</b>	<b>ANG Tech/Civ</b>	<b>Grand Total</b>
ACQUISITION (INCLUDES PROGRAM OFFICES)	-1								-1
<b>New FY13 Total</b>	<b>11</b>			<b>1</b>					<b>12</b>
Percentage of change	-8%			0%					-8%
<b>Philadelphia overall change percentage: -8%</b>									





U.S. AIR FORCE

# Pennsylvania

## Major Drivers at Pittsburgh IAP AGS

FY11 Total							1075	110	282	1467
FY12 and FY13 Drivers	AD Mil	AD Civ	Res Drill	Res AGR	Res Tech/Civ	ANG Drill	ANG AGR	ANG Tech/Civ	Grand Total	
ANG MC-12/RPA SOURCING						-2			-2	
FORCE STRUCTURE CHANGE (Tied to iron change only)						-148	-9	-28	-185	
PREVIOUSLY ANNOUNCED CIVILIAN ACTION								5	5	
<b>New FY13 Total</b>						<b>925</b>	<b>101</b>	<b>259</b>	<b>1285</b>	
<b>Percentage of change</b>						<b>-14%</b>	<b>-8%</b>	<b>-8%</b>	<b>-12%</b>	
<b>Pittsburgh IAP AGS overall change percentage: -12%</b>										



U.S. AIR FORCE

# Pittsburgh IAP AGS

\* Pittsburgh IAP AGS

Manpower	Active		Reserve			Guard		
	Mil	Civ	Drill	AGR	ART/Civ	Drill	AGR	Tech/Civ
FY11 Totals	0	0	0	0	0	1,075	110	282
FY12 Change	0	0	0	0	0	0	0	+5
FY13 Change	0	0	0	0	0	-150	-9	-28
FY13 Totals	0	0	0	0	0	925	101	259

Notes :

Pittsburgh ANGB remains open

MDS	KC-135R/T
	Guard
FY12 Totals	16
FY13 Change	-4



**U.S. AIR FORCE**

# Pennsylvania

## Major Drivers at Pittsburgh IAP ARS

FY11 Total	1	1125	46	281				1453	
Major Drivers--A1MP	AD Mil	AD Civ	Res Drill	Res AGR	Res Tech/Civ	ANG Drill	ANG AGR	ANG Tech/Civ	Grand Total
FORCE STRUCTURE CHANGE (Tied to iron change only)			-1125	-45	-279				-1449
PREVIOUSLY ANNOUNCED CIVILIAN ACTION					1				1
RESOURCE OPTIMIZATION					-3				-3
<b>New FY13 Total</b>	<b>1</b>		<b>0</b>	<b>1</b>	<b>0</b>				<b>2</b>
Percentage of change	0%		-100%	-98%	-100%				-99.9%
<b>Pittsburgh IAP ARS change percentage: 99.9%</b>									



U.S. AIR FORCE

# Pittsburgh IAP ARS

\* Pittsburgh IAP ARS

Manpower	Active		Reserve			Guard		
	Mil	Civ	Drill	AGR	ART/Civ	Drill	AGR	Tech/Civ
FY11 Totals	1	0	1,125	46	281	0	0	0
FY12 Change	0	0	-3	0	0	0	0	0
FY13 Change	0	0	-1,122	-45	-281	0	0	0
FY13 Totals	1	0	0	1	0	0	0	0

Notes :  
Pittsburgh Air Reserve Station closes

MDS	C-130H
	Reserve
FY12 Totals	7
FY13 Change	-7



**U.S. AIR FORCE**

# Rhode Island

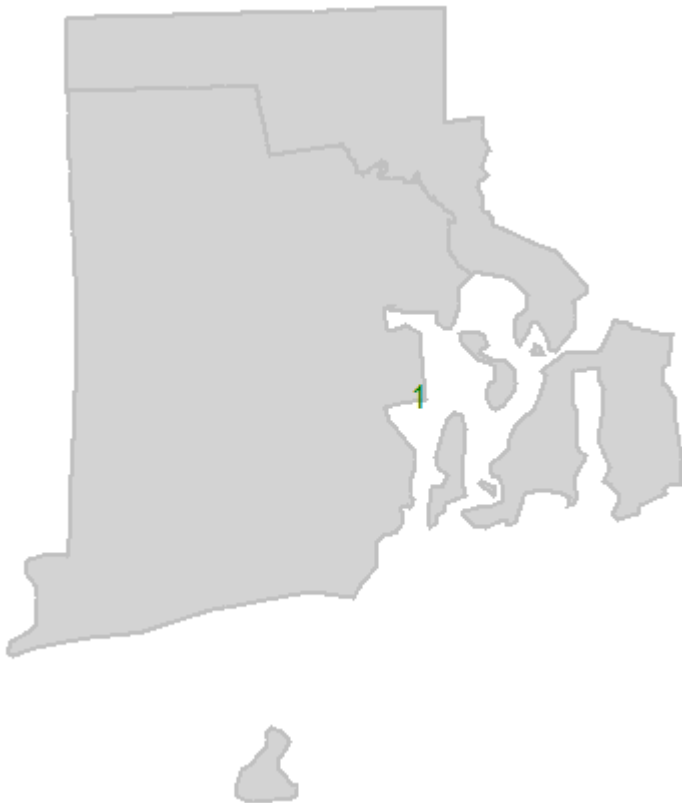
<b>FY11 Total</b>	21	9		1		1086	92	208	1417																																												
<b>FY12 and FY13 Drivers</b>	<table border="1"> <thead> <tr> <th></th> <th colspan="4">Res</th> <th colspan="2">ANG</th> <th>Grand Total</th> </tr> <tr> <th></th> <th>AD Mil</th> <th>AD Civ</th> <th>Res Drill</th> <th>Res AGR Tech/Civ</th> <th>ANG Drill</th> <th>ANG AGR</th> <th>Tech/Civ</th> <th></th> </tr> </thead> <tbody> <tr> <td>ANG MC-12/RPA SOURCING</td> <td></td> <td></td> <td></td> <td></td> <td>-35</td> <td>-4</td> <td>-10</td> <td>-49</td> </tr> <tr> <td><b>New FY13 Total</b></td> <td><b>21</b></td> <td><b>9</b></td> <td></td> <td><b>1</b></td> <td><b>1051</b></td> <td><b>88</b></td> <td><b>198</b></td> <td><b>1368</b></td> </tr> <tr> <td>Percentage of change</td> <td>0%</td> <td>0%</td> <td></td> <td>0%</td> <td>-3%</td> <td>-4%</td> <td>-5%</td> <td>-3%</td> </tr> </tbody> </table>										Res				ANG		Grand Total		AD Mil	AD Civ	Res Drill	Res AGR Tech/Civ	ANG Drill	ANG AGR	Tech/Civ		ANG MC-12/RPA SOURCING					-35	-4	-10	-49	<b>New FY13 Total</b>	<b>21</b>	<b>9</b>		<b>1</b>	<b>1051</b>	<b>88</b>	<b>198</b>	<b>1368</b>	Percentage of change	0%	0%		0%	-3%	-4%	-5%	-3%
	Res				ANG		Grand Total																																														
	AD Mil	AD Civ	Res Drill	Res AGR Tech/Civ	ANG Drill	ANG AGR	Tech/Civ																																														
ANG MC-12/RPA SOURCING					-35	-4	-10	-49																																													
<b>New FY13 Total</b>	<b>21</b>	<b>9</b>		<b>1</b>	<b>1051</b>	<b>88</b>	<b>198</b>	<b>1368</b>																																													
Percentage of change	0%	0%		0%	-3%	-4%	-5%	-3%																																													
<b>Rhode Island overall change percentage: -3%</b>																																																					





U.S. AIR FORCE

# Rhode Island



Senators			
Jack Reed ( D )		Sheldon Whitehouse ( D )	
Map	Base	District	Representative
1	Quonset Point AGS	02	James R. Langevin ( D )

Manpower	Active		Reserve			Guard		
	Mil	Civ	Drill	AGR	ART/Civ	Drill	AGR	Tech/Civ
FY11 Totals	21	9	0	1	0	1,086	92	208
FY12 Change	0	0	0	0	0	0	0	0
FY13 Change	0	0	0	0	0	-35	-4	-10
FY13 Totals	21	9	0	1	0	1,051	88	198

Note: All authorized manpower within the state is shown on this summary page, i.e. manpower at support sites, recruiting stations, etc., is included

Legend: ● Active ● Reserve ● Guard ● Other



U.S. AIR FORCE

# Rhode Island

## Major Drivers at North Smithfield:

FY11 Total						216	7	32	255
FY12 and FY13 Drivers	AD Mil	AD Civ	Res Drill	Res AGR	Res Tech/Civ	ANG Drill	ANG AGR	ANG Tech/Civ	Grand Total
ANG MC-12/RPA SOURCING						-33	-4	-10	-47
<b>New FY13 Total</b>						<b>183</b>	<b>3</b>	<b>22</b>	<b>208</b>
Percentage of change						-15%	-57%	-31%	-18%
<b>North Smithfield overall change percentage: -18%</b>									





**U.S. AIR FORCE**

# Rhode Island

## Major Drivers at Quonset Point AGS:

FY11 Total						794	73	164	1031
FY12 and FY13 Drivers	AD Mil	AD Civ	Res Drill	Res AGR	Res Tech/Civ	ANG Drill	ANG AGR	ANG Tech/Civ	Grand Total
ANG MC-12/RPA SOURCING						-2			-2
<b>New FY13 Total</b>						<b>792</b>	<b>73</b>	<b>164</b>	<b>1029</b>
Percentage of change						0%	0%	0%	-0.2%
<b>Quonset Point AGS overall change percentage: -.2%</b>									



U.S. AIR FORCE

# Quonset Point AGS



Manpower	Active		Reserve			Guard		
	Mil	Civ	Drill	AGR	ART/Civ	Drill	AGR	Tech/Civ
FY11 Totals	0	0	0	0	0	794	73	164
FY12 Change	0	0	0	0	0	0	0	0
FY13 Change	0	0	0	0	0	-2	0	0
FY13 Totals	0	0	0	0	0	792	73	164

Notes :

C-130J Active Association proposed for FY16

MDS	C-130J
	Guard
FY12 Totals	8
FY13 Change	0



**U.S. AIR FORCE**

# South Carolina

<b>FY11 Total</b>	8116	1841	1988	23	294	1206	109	293	13870
<b>FY12 and FY13 Drivers</b>	<b>AD Mil</b>	<b>AD Civ</b>	<b>Res Drill</b>	<b>Res AGR</b>	<b>Res Tech/Civ</b>	<b>ANG Drill</b>	<b>ANG AGR</b>	<b>ANG Tech/Civ</b>	<b>Grand Total</b>
AGE MANPOWER STANDARDS APPLICATION	-22								-22
ANG MC-12/RPA SOURCING						-6			-6
CIVILIAN-MILITARY CONVERSION	81								81
CONSOLIDATION/REGIONALIZATION OF FUNCTIONS	14								14
DEFENSE HEALTH PROGRAM	5								5
EDUCATION AND TRAINING	1								1
FORCE STRUCTURE CHANGE (Tied to iron change only)	44								44
HEADQUARTERS & OVERHEAD	-6		2						-4
OTHER BASE SUPPORT (Non-GBS)			2						2
PREVIOUSLY ANNOUNCED CIVILIAN ACTION		-136			1				-135
RESOURCE OPTIMIZATION	51								51
TAILORING INSTALLATION SUPPORT (GBS)	-17								-17
TOTAL FORCE INTEGRATION	-86				1				-85
<b>New FY13 Total</b>	<b>8181</b>	<b>1705</b>	<b>1992</b>	<b>23</b>	<b>296</b>	<b>1200</b>	<b>109</b>	<b>293</b>	<b>13799</b>
Percentage of change	1%	-7%	0%	0%	1%	0%	0%	0%	-1%
<b>South Carolina overall change percentage: -1%</b>									



U.S. AIR FORCE

# South Carolina



Senators	
Lindsey Graham ( R )	Jim DeMint ( R )

Map	Base	District	Representative
1	JB Charleston	01	Tim Scott ( R )
2	McEntire JNGB	06	James E. Clyburn ( D )
3	Shaw AFB	05	Mick Mulvaney ( R )

Manpower	Active		Reserve			Guard		
	Mil	Civ	Drill	AGR	ART/Civ	Drill	AGR	Tech/Civ
FY11 Totals	8,116	1,841	1,988	23	294	1,206	109	293
FY12 Change	+75	-83	+1	0	+1	0	0	0
FY13 Change	-10	-53	+3	0	+1	-6	0	0
FY13 Totals	8,181	1,705	1,992	23	296	1,200	109	293

Note: All authorized manpower within the state is shown on this summary page, i.e. manpower at support sites, recruiting stations, etc., is included

Legend: ● Active ● Reserve ● Guard ● Other



**U.S. AIR FORCE**

# South Carolina

## Major Drivers at JB Charleston:

<b>FY11 Total</b>	3496	1162	1952	6	294		1		6911
<b>FY12 and FY13 Drivers</b>	<b>AD Mil</b>	<b>AD Civ</b>	<b>Res Drill</b>	<b>Res AGR</b>	<b>Res Tech/Civ</b>	<b>ANG Drill</b>	<b>ANG AGR</b>	<b>ANG Tech/Civ</b>	<b>Grand Total</b>
AGE MANPOWER STANDARDS APPLICATION	-4								-4
CIVILIAN-MILITARY CONVERSION	69								69
CONSOLIDATION/REGIONALIZATION OF FUNCTIONS	8								8
DEFENSE HEALTH PROGRAM	-6								-6
FORCE STRUCTURE CHANGE (Tied to iron change only)	44								44
HEADQUARTERS & OVERHEAD	-5		2						-3
OTHER BASE SUPPORT (Non-GBS)			2						2
PREVIOUSLY ANNOUNCED CIVILIAN ACTION		-52			1				-51
RESOURCE OPTIMIZATION	66								66
TAILORING INSTALLATION SUPPORT (GBS)	-1								-1
TOTAL FORCE INTEGRATION					1				1
<b>New FY13 Total</b>	<b>3667</b>	<b>1110</b>	<b>1956</b>	<b>6</b>	<b>296</b>		<b>1</b>		<b>7036</b>
Percentage of change	5%	-4%	0%	0%	1%		0%		2%
<b>JB Charleston overall change percentage: 2%</b>									





U.S. AIR FORCE

# JB Charleston



Manpower	Active		Reserve			Guard		
	Mil	Civ	Drill	AGR	ART/Civ	Drill	AGR	Tech/Civ
FY11 Totals	3,496	1,162	1,952	6	294	0	1	0
FY12 Change	+171	-49	+1	0	+1	0	0	0
FY13 Change	0	-3	+3	0	+1	0	0	0
FY13 Totals	3,667	1,110	1,956	6	296	0	1	0

Notes :

C-17 AFRC Classic Association

Active Association with AFRC RED HORSE

MDS	C-17A
	Active
FY12 Totals	58
FY13 Change	-2



**U.S. AIR FORCE**

# South Carolina

## Major Drivers at McEntire JNGB:

<b>FY11 Total</b>	148		1176			94	289	1707	
<b>FY12 and FY13 Drivers</b>	<b>AD Mil</b>	<b>AD Civ</b>	<b>Res Drill</b>	<b>Res AGR</b>	<b>Res Tech/Civ</b>	<b>ANG Drill</b>	<b>ANG AGR</b>	<b>ANG Tech/Civ</b>	<b>Grand Total</b>
ANG MC-12/RPA SOURCING						-6			-6
TOTAL FORCE INTEGRATION	-86								-86
<b>New FY13 Total</b>	<b>62</b>					<b>1170</b>	<b>94</b>	<b>289</b>	<b>1615</b>
Percentage of change	-58%					-1%	0%	0%	-5%
<b>McEntire JNGB overall change percentage: -5%</b>									



U.S. AIR FORCE

# McEntire JNGB



Manpower	Active		Reserve			Guard		
	Mil	Civ	Drill	AGR	ART/Civ	Drill	AGR	Tech/Civ
FY11 Totals	148	0	0	0	0	1,176	94	289
FY12 Change	-86	0	0	0	0	0	0	0
FY13 Change	0	0	0	0	0	-6	0	0
FY13 Totals	62	0	0	0	0	1,170	94	289

Notes :

Active Association with ANG F-16

MDS	F-16C/D
	Guard
FY12 Totals	28
FY13 Change	0



**U.S. AIR FORCE**

# South Carolina

## Major Drivers at Shaw AFB:

<b>FY11 Total</b>	4401	657	36	13			1		5108
<b>FY12 and FY13 Drivers</b>	<b>AD Mil</b>	<b>AD Civ</b>	<b>Res Drill</b>	<b>Res AGR</b>	<b>Res Tech/Civ</b>	<b>ANG Drill</b>	<b>ANG AGR</b>	<b>ANG Tech/Civ</b>	<b>Grand Total</b>
AGE MANPOWER STANDARDS APPLICATION	-18								-18
CIVILIAN-MILITARY CONVERSION	12								12
CONSOLIDATION/REGIONALIZATION OF FUNCTIONS	6								6
DEFENSE HEALTH PROGRAM	11								11
EDUCATION AND TRAINING	1								1
HEADQUARTERS & OVERHEAD	-1								-1
PREVIOUSLY ANNOUNCED CIVILIAN ACTION		-84							-84
RESOURCE OPTIMIZATION	-15								-15
TAILORING INSTALLATION SUPPORT (GBS)	-16								-16
<b>New FY13 Total</b>	<b>4381</b>	<b>573</b>	<b>36</b>	<b>13</b>			<b>1</b>		<b>5004</b>
Percentage of change	0%	-13%	0%	0%			0%		-2%
<b>Shaw AFB overall change percentage: -2%</b>									



U.S. AIR FORCE

# Shaw AFB



Manpower	Active		Reserve			Guard		
	Mil	Civ	Drill	AGR	ART/Civ	Drill	AGR	Tech/Civ
FY11 Totals	4,401	657	36	13	0	0	1	0
FY12 Change	-10	-34	0	0	0	0	0	0
FY13 Change	-10	-50	0	0	0	0	0	0
FY13 Totals	4,381	573	36	13	0	0	1	0

Notes :

F-16 AFRC Classic Association

MDS	F-16C/D
	Active
FY12 Totals	85
FY13 Change	0



**U.S. AIR FORCE**

# South Dakota

<b>FY11 Total</b>	3504	699		1		946	74	239	5463
<b>FY12 and FY13 Drivers</b>	<b>AD Mil</b>	<b>AD Civ</b>	<b>Res Drill</b>	<b>Res AGR</b>	<b>Res Tech/Civ</b>	<b>ANG Drill</b>	<b>ANG AGR</b>	<b>ANG Tech/Civ</b>	<b>Grand Total</b>
ANG MC-12/RPA SOURCING						-6			-6
CIVILIAN-MILITARY CONVERSION	10								10
CONSOLIDATION/REGIONALIZATION OF FUNCTIONS	-267								-267
DEFENSE HEALTH PROGRAM	10								10
FORCE STRUCTURE CHANGE (Tied to iron change only)	219								219
HEADQUARTERS & OVERHEAD	-6								-6
PREVIOUSLY ANNOUNCED CIVILIAN ACTION		-125							-125
RESOURCE OPTIMIZATION	-1								-1
TAILORING INSTALLATION SUPPORT (GBS)	-12								-12
TOTAL FORCE INTEGRATION	52	-28				-42			-18
<b>New FY13 Total</b>	<b>3509</b>	<b>546</b>		<b>1</b>		<b>898</b>	<b>74</b>	<b>239</b>	<b>5267</b>
Percentage of change	0%	-22%		0%		-5%	0%	0%	-4%
<b>South Dakota overall change percentage: -4%</b>									



U.S. AIR FORCE

# South Dakota



Senators			
Tim Johnson ( D )		John Thune ( R )	
Map	Base	District	Representative
1	Ellsworth AFB	01	Kristi L. Noem ( R )
2	Joe Foss Field AGS	01	Kristi L. Noem ( R )

Manpower	Active		Reserve			Guard		
	Mil	Civ	Drill	AGR	ART/Civ	Drill	AGR	Tech/Civ
FY11 Totals	3,504	699	0	1	0	946	74	239
FY12 Change	-23	-102	0	0	0	0	0	0
FY13 Change	+28	-51	0	0	0	-48	0	0
FY13 Totals	3,509	546	0	1	0	898	74	239

Note: All authorized manpower within the state is shown on this summary page, i.e. manpower at support sites, recruiting stations, etc., is included

Legend: ● Active ● Reserve ● Guard ● Other



**U.S. AIR FORCE**

# South Dakota

## Major Drivers at Ellsworth AFB:

<b>FY11 Total</b>	3489	698		1					4188
<b>FY12 and FY13 Drivers</b>	<b>AD Mil</b>	<b>AD Civ</b>	<b>Res Drill</b>	<b>Res AGR</b>	<b>Res Tech/Civ</b>	<b>ANG Drill</b>	<b>ANG AGR</b>	<b>ANG Tech/Civ</b>	<b>Grand Total</b>
CIVILIAN-MILITARY CONVERSION	10								10
CONSOLIDATION/REGIONALIZATION OF FUNCTIONS	-267								-267
DEFENSE HEALTH PROGRAM	10								10
FORCE STRUCTURE CHANGE (Tied to iron change only)	219								219
HEADQUARTERS & OVERHEAD	-6								-6
PREVIOUSLY ANNOUNCED CIVILIAN ACTION		-125							-125
TAILORING INSTALLATION SUPPORT (GBS)	-12								-12
TOTAL FORCE INTEGRATION		-28							-28
<b>New FY13 Total</b>	<b>3443</b>	<b>545</b>		<b>1</b>					<b>3989</b>
Percentage of change	-1%	-22%		0%					-5%
<b>Ellsworth AFB overall change percentage: -5%</b>									





U.S. AIR FORCE

# Ellsworth AFB

\* Ellsworth AFB

Manpower	Active		Reserve			Guard		
	Mil	Civ	Drill	AGR	ART/Civ	Drill	AGR	Tech/Civ
FY11 Totals	3,489	698	0	1	0	0	0	0
FY12 Change	-47	-102	0	0	0	0	0	0
FY13 Change	+1	-51	0	0	0	0	0	0
FY13 Totals	3,443	545	0	1	0	0	0	0

Notes :

MDS	MQ-9A	RSO Ground Station	B-1B
	Active	Active	Active
FY12 Totals	10	2	28
FY13 Change	0	0	0



U.S. AIR FORCE

# South Dakota

## Major Drivers at Joe Foss Field AGS:

<b>FY11 Total</b>	1				925	67	233	1226	
<b>FY12 and FY13 Drivers</b>	<b>AD Mil</b>	<b>AD Civ</b>	<b>Res Drill</b>	<b>Res AGR</b>	<b>Res Tech/Civ</b>	<b>ANG Drill</b>	<b>ANG AGR</b>	<b>ANG Tech/Civ</b>	<b>Grand Total</b>
ANG MC-12/RPA SOURCING						-6			-6
RESOURCE OPTIMIZATION	-1								-1
TOTAL FORCE INTEGRATION	52					-42			10
<b>Joe Foss Field AGS Total</b>	<b>52</b>					<b>877</b>	<b>67</b>	<b>233</b>	<b>1229</b>
<b>Percentage of change</b>	<b>5100%</b>					<b>-5%</b>	<b>0%</b>	<b>0%</b>	<b>0.2%</b>
<b>Joe Foss Field AGS overall change percentage: .2%</b>									



U.S. AIR FORCE

# Joe Foss Field AGS



\* Joe Foss Field AG

Manpower	Active		Reserve			Guard		
	Mil	Civ	Drill	AGR	ART/Civ	Drill	AGR	Tech/Civ
FY11 Totals	1	0	0	0	0	925	67	233
FY12 Change	+24	0	0	0	0	0	0	0
FY13 Change	+27	0	0	0	0	-48	0	0
FY13 Totals	52	0	0	0	0	877	67	233

Notes :

Active Association planned with ANG F-16

MDS	F-16C/D
	Guard
FY12 Totals	22
FY13 Change	0



**U.S. AIR FORCE**

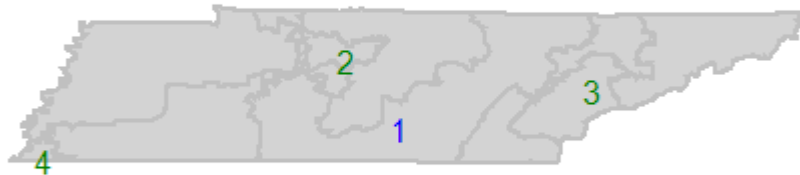
# Tennessee

<b>FY11 Total</b>	165	308		2		3187	332	999	4993
<b>FY12 and FY13 Drivers</b>	Res								<b>Grand Total</b>
	<b>AD Mil</b>	<b>AD Civ</b>	<b>Res Drill</b>	<b>Res AGR</b>	<b>Tech/Civ</b>	<b>ANG Drill</b>	<b>ANG AGR</b>	<b>ANG Tech/Civ</b>	
ANG MC-12/RPA SOURCING						-6			-6
ANG READINESS SOURCING						-27		-1	-28
DEFENSE HEALTH PROGRAM	-1								-1
FORCE STRUCTURE CHANGE (Tied to iron change only)						-68	1	-64	-131
PREVIOUSLY ANNOUNCED CIVILIAN ACTION		-18						5	-13
<b>New FY13 Total</b>	<b>164</b>	<b>290</b>		<b>2</b>		<b>3086</b>	<b>333</b>	<b>939</b>	<b>4814</b>
Percentage of change	-1%	-6%		0%		-3%	0%	-6%	-4%
<b>Tennessee overall change percentage: -4%</b>									



U.S. AIR FORCE

# Tennessee



Senators	
Lamar Alexander ( R )	Bob Corker ( R )

Map	Base	District	Representative
1	Arnold AFB	04	Scott DesJarlais ( R )
2	Berry Field AGS	05	Jim Cooper ( D )
3	McGhee Tyson AGS	02	John J. Duncan, Jr. ( R )
4	Memphis AGS	09	Steve Cohen ( D )

Manpower	Active		Reserve			Guard		
	Mil	Civ	Drill	AGR	ART/Civ	Drill	AGR	Tech/Civ
FY11 Totals	165	308	0	2	0	3,187	332	999
FY12 Change	-1	-3	0	0	0	0	0	+5
FY13 Change	0	-15	0	0	0	-101	+1	-65
FY13 Totals	164	290	0	2	0	3,086	333	939

Note: All authorized manpower within the state is shown on this summary page, i.e. manpower at support sites, recruiting stations, etc., is included

Legend: ● Active ● Reserve ● Guard ● Other



**U.S. AIR FORCE**

# Tennessee

## Major Drivers at Arnold AFB:

<b>FY11 Total</b>	54      299								353
<b>FY12 and FY13 Drivers</b>	<b>AD Mil</b>	<b>AD Civ</b>	<b>Res Drill</b>	<b>Res AGR</b>	<b>Res Tech/Civ</b>	<b>ANG Drill</b>	<b>ANG AGR</b>	<b>ANG Tech/Civ</b>	<b>Grand Total</b>
DEFENSE HEALTH PROGRAM	-1								-1
PREVIOUSLY ANNOUNCED CIVILIAN ACTION		-18							-18
<b>New FY13 Total</b>	<b>53</b>	<b>281</b>							<b>334</b>
Percent of change	-2%	-6%							-5%
<b>Arnold AFB overall change percentage: -5%</b>									



U.S. AIR FORCE

# Arnold AFB

\* Arnold AFB

Manpower	Active		Reserve			Guard		
	Mil	Civ	Drill	AGR	ART/Civ	Drill	AGR	Tech/Civ
FY11 Totals	54	299	0	0	0	0	0	0
FY12 Change	-1	-3	0	0	0	0	0	0
FY13 Change	0	-15	0	0	0	0	0	0
FY13 Totals	53	281	0	0	0	0	0	0

Notes :



**U.S. AIR FORCE**

# Tennessee

## Major Drivers at McGhee Tyson AGS:

<b>FY11 Total</b>	23		1		902	157	258	1341	
<b>FY12 and FY13 Drivers</b>	<b>AD Mil</b>	<b>AD Civ</b>	<b>Res Drill</b>	<b>Res AGR</b>	<b>Res Tech/Civ</b>	<b>ANG Drill</b>	<b>ANG AGR</b>	<b>ANG Tech/Civ</b>	<b>Grand Total</b>
ANG MC-12/RPA SOURCING						-2			-2
FORCE STRUCTURE CHANGE (Tied to iron change only)						-38		-9	-47
PREVIOUSLY ANNOUNCED CIVILIAN ACTION								5	5
<b>New FY13 Total</b>	<b>23</b>			<b>1</b>		<b>862</b>	<b>157</b>	<b>254</b>	<b>1297</b>
Percentage of change	0%			0%		-4%	0%	-2%	-3%
<b>McGhee Tyson AGS overall change percentage: -3%</b>									





U.S. AIR FORCE

# McGhee Tyson AGS

\* McGhee Tyson AGS

Manpower	Active		Reserve			Guard		
	Mil	Civ	Drill	AGR	ART/Civ	Drill	AGR	Tech/Civ
FY11 Totals	23	0	0	1	0	902	157	258
FY12 Change	0	0	0	0	0	0	0	+5
FY13 Change	0	0	0	0	0	-40	0	-9
FY13 Totals	23	0	0	1	0	862	157	254

Notes :

MDS	KC-135R/T
	Guard
FY12 Totals	12
FY13 Change	-2



**U.S. AIR FORCE**

# Tennessee

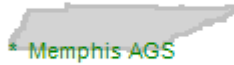
## Major Drivers at Memphis AGS:

<b>FY11 Total</b>	11					889	79	325	1304
<b>FY12 and FY13 Drivers</b>	<b>AD Mil</b>	<b>AD Civ</b>	<b>Res Drill</b>	<b>Res AGR</b>	<b>Res Tech/Civ</b>	<b>ANG Drill</b>	<b>ANG AGR</b>	<b>ANG Tech/Civ</b>	<b>Grand Total</b>
ANG MC-12/RPA SOURCING						-2			-2
FORCE STRUCTURE CHANGE (Tied to iron change only)						-30	1	-55	-84
<b>New FY13 Total</b>	<b>11</b>					<b>857</b>	<b>80</b>	<b>270</b>	<b>1218</b>
Percentage of change	0%					-4%	1%	-17%	-7%
<b>Memphis AGS overall change percentage: -7%</b>									



U.S. AIR FORCE

# Memphis AGS



Manpower	Active		Reserve			Guard		
	Mil	Civ	Drill	AGR	ART/Civ	Drill	AGR	Tech/Civ
FY11 Totals	11	0	0	0	0	889	79	325
FY12 Change	0	0	0	0	0	0	0	0
FY13 Change	0	0	0	0	0	-32	+1	-55
FY13 Totals	11	0	0	0	0	857	80	270

**Notes :**

5 of 9 C-5A aircraft retired through a prior budget action

4 C-17 aircraft arrive in FY13 with 4 additional aircraft planned for FY14 (FY12 actions)

MDS	C-17A	C-5A
	Guard	Guard
FY12 Totals	0	9
FY13 Change	+4	-9



**U.S. AIR FORCE**

# Tennessee

## Major Drivers at Nashville:

<b>FY11 Total</b>	41	4		1		31	22	13	112
<b>FY12 and FY13 Drivers</b>	<b>AD Mil</b>	<b>AD Civ</b>	<b>Res Drill</b>	<b>Res AGR</b>	<b>Res Tech/Civ</b>	<b>ANG Drill</b>	<b>ANG AGR</b>	<b>ANG Tech/Civ</b>	<b>Grand Total</b>
ANG MC-12/RPA SOURCING						-2			-2
ANG READINESS SOURCING						-27		-1	-28
<b>New FY13 Total</b>	<b>41</b>	<b>4</b>		<b>1</b>		<b>2</b>	<b>22</b>	<b>12</b>	<b>82</b>
Percentage of change	0%	0%		0%		-94%	0%	-8%	-27%
<b>Nashville overall change percentage: -27%</b>									





**U.S. AIR FORCE**

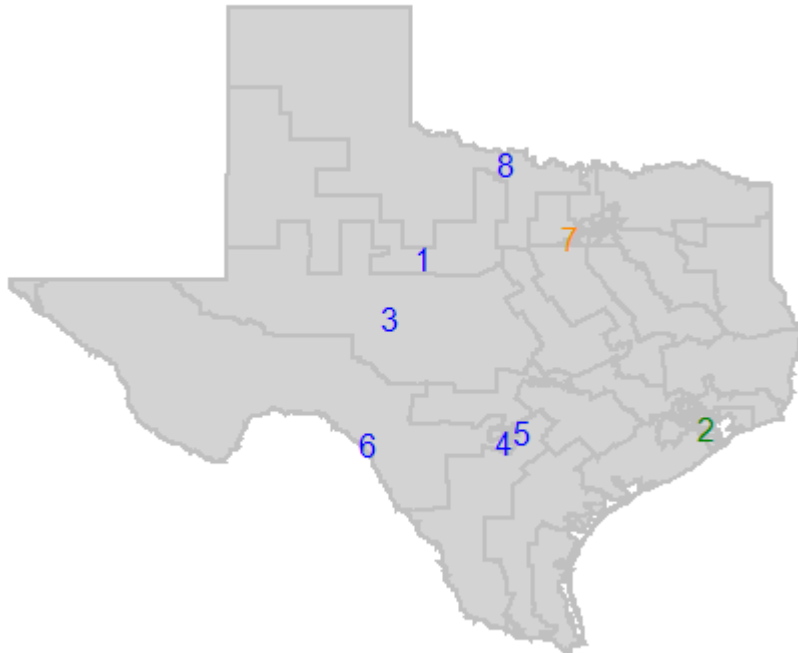
# Texas

<b>FY11 Total</b>	21343	18307	4564	294	1299	2760	477	676	49720
<b>FY12 and FY13 Drivers</b>	<b>AD Mil</b>	<b>AD Civ</b>	<b>Res Drill</b>	<b>Res AGR</b>	<b>Res Tech/Civ</b>	<b>ANG Drill</b>	<b>ANG AGR</b>	<b>ANG Tech/Civ</b>	<b>Grand Total</b>
AGE MANPOWER STANDARDS APPLICATION	-18								-18
ANG MC-12/RPA SOURCING						-6			-6
ANG READINESS RESET						19			19
ANG READINESS SOURCING						-70	-3	-52	-125
BATTLEFIELD AIRMAN	152								152
CIVILIAN-MILITARY CONVERSION	240								240
CONSOLIDATION/REGIONALIZATION OF FUNCTIONS	7								7
CYBER TECHNOLOGY	-40								-40
DEFENSE HEALTH PROGRAM	-12	1							-11
EDUCATION AND TRAINING	-68								-68
FORCE STRUCTURE CHANGE (Tied to iron change only)	-141		-385		-181				-707
HEADQUARTERS & OVERHEAD	-202	-3	1						-204
INTELLIGENCE, SURVEILLANCE & RECONNAISSANCE	14								14
MISC EFFICIENCIES	-40								-40
MISC PROGRAMMING		7							7
OTHER BASE SUPPORT (Non-GBS)	36		3						39
PREVIOUSLY ANNOUNCED CIVILIAN ACTION		-801			-25				-826
RESOURCE OPTIMIZATION	6		-4	-1	-7				-6
TAILORING INSTALLATION SUPPORT (GBS)	-9								-9
TOTAL FORCE INTEGRATION	86		-42		-8				36
<b>New FY13 Total</b>	<b>21354</b>	<b>17511</b>	<b>4137</b>	<b>293</b>	<b>1078</b>	<b>2703</b>	<b>474</b>	<b>624</b>	<b>48174</b>
Percentage of change	0%	-4%	-9%	0%	-17%	-2%	-1%	-8%	-3%
<b>Texas overall change percentage: -3%</b>									



U.S. AIR FORCE

Texas



Senators			
Kay Bailey Hutchison ( R )		John Cornyn ( R )	
Map	Base	District	Representative
1	Dyess AFB	19	Randy Neugebauer ( R )
2	Ellington Field JRB	22	Pete Olson ( R )
3	Goodfellow AFB	11	K. Michael Conaway ( R )
4	JB San Antonio-Lackland	20	Charles A. Gonzalez ( D )
5	JB San Antonio-Randolph	28	Henry Cuellar ( D )
6	Laughlin AFB	23	Francisco R. Canseco ( R )
7	NAS JRB Ft Worth	12	Kay Granger ( R )
8	Sheppard AFB	13	Mac Thornberry ( R )

Manpower	Active		Reserve			Guard		
	Mil	Civ	Drill	AGR	ART/Civ	Drill	AGR	Tech/Civ
FY11 Totals	21,343	18,307	4,564	294	1,299	2,760	477	676
FY12 Change	-157	-522	-2	-2	-30	0	0	0
FY13 Change	+168	-274	-425	+1	-191	-57	-3	-52
FY13 Totals	21,354	17,511	4,137	293	1,078	2,703	474	624

Note: All authorized manpower within the state is shown on this summary page, i.e. manpower at support sites, recruiting stations, etc., is included

Legend: ● Active ● Reserve ● Guard ● Other



**U.S. AIR FORCE**

# Texas

## Major Drivers at Corpus Christi:

<b>FY11 Total</b>	45	2		1					48
<b>FY12 and FY13 Drivers</b>	<b>AD Mil</b>	<b>AD Civ</b>	<b>Res Drill</b>	<b>Res AGR</b>	<b>Res Tech/Civ</b>	<b>ANG Drill</b>	<b>ANG AGR</b>	<b>ANG Tech/Civ</b>	<b>Grand Total</b>
EDUCATION AND TRAINING	-30								-30
<b>New FY13 Total</b>	<b>15</b>	<b>2</b>		<b>1</b>					<b>18</b>
Percentage of change	-67%	0%		0%					-63%
<b>Corpus Christi overall change percentage: -63%</b>									







U.S. AIR FORCE

# Texas

## Major Drivers at Dallas:

<b>FY11 Total</b>	41	14		1					56
<b>FY12 and FY13 Drivers</b>	<b>AD Mil</b>	<b>AD Civ</b>	<b>Res Drill</b>	<b>Res AGR</b>	<b>Res Tech/Civ</b>	<b>ANG Drill</b>	<b>ANG AGR</b>	<b>ANG Tech/Civ</b>	<b>Grand Total</b>
PREVIOUSLY ANNOUNCED CIVILIAN ACTION		-3							-3
<b>New FY13 Total</b>	41	11		1					53
Percentage of change	0%	-21%		0%					-5%
<b>Dallas overall change percentage: -5%</b>									





**U.S. AIR FORCE**

# Texas

## Major Drivers at Dyess AFB:

<b>FY11 Total</b>	4741	430		1			1		5173
<b>FY12 and FY13 Drivers</b>	<b>AD Mil</b>	<b>AD Civ</b>	<b>Res Drill</b>	<b>Res AGR</b>	<b>Res Tech/Civ</b>	<b>ANG Drill</b>	<b>ANG AGR</b>	<b>ANG Tech/Civ</b>	<b>Grand Total</b>
AGE MANPOWER STANDARDS APPLICATION	-18								-18
CIVILIAN-MILITARY CONVERSION	8								8
CONSOLIDATION/REGIONALIZATION OF FUNCTIONS	2								2
DEFENSE HEALTH PROGRAM	-10								-10
FORCE STRUCTURE CHANGE (Tied to iron change only)	-127								-127
PREVIOUSLY ANNOUNCED CIVILIAN ACTION		-58							-58
RESOURCE OPTIMIZATION	1								1
TAILORING INSTALLATION SUPPORT (GBS)	-10								-10
<b>New FY13 Total</b>	<b>4587</b>	<b>372</b>		<b>1</b>			<b>1</b>		<b>4961</b>
Percentage of change	-3%	-13%		0%			0%		-4%
<b>Dyess AFB overall change percentage: -4%</b>									



U.S. AIR FORCE

# Dyess AFB



Manpower	Active		Reserve			Guard		
	Mil	Civ	Drill	AGR	ART/Civ	Drill	AGR	Tech/Civ
FY11 Totals	4,741	430	0	1	0	0	1	0
FY12 Change	-136	-43	0	0	0	0	0	0
FY13 Change	-18	-15	0	0	0	0	0	0
FY13 Totals	4,587	372	0	1	0	0	1	0

Notes :

C-130H aircraft retired through a prior budget action

MDS	C-130J	C-130H	B-1B
	Active	Active	Active
FY12 Totals	24	4	33
FY13 Change	+4	-4	0



U.S. AIR FORCE

# Texas

## Major Drivers at El Paso:

FY11 Total	11	2		1					14
FY12 and FY13 Drivers	AD Mil	AD Civ	Res Drill	Res AGR	Res Tech/Civ	ANG Drill	ANG AGR	ANG Tech/Civ	Grand Total
MISC EFFICIENCIES	-1								-1
<b>New FY13 Total</b>	<b>10</b>	<b>2</b>		<b>1</b>					<b>13</b>
Percentage of change	-9%	0%		0%					-7%
<b>El Paso overall change percentage: -7%</b>									





**U.S. AIR FORCE**

# Texas

## Major Drivers at Ellington Field JRB:

<b>FY11 Total</b>					827	218	170	1215	
<b>FY12 and FY13 Drivers</b>	<b>AD Mil</b>	<b>AD Civ</b>	<b>Res Drill</b>	<b>Res AGR</b>	<b>Res Tech/Civ</b>	<b>ANG Drill</b>	<b>ANG AGR</b>	<b>ANG Tech/Civ</b>	<b>Grand Total</b>
ANG MC-12/RPA SOURCING						-2			-2
ANG READINESS SOURCING						-5	-3	-9	-17
<b>New FY13 Total</b>						<b>820</b>	<b>215</b>	<b>161</b>	<b>1196</b>
Percentage of change						-1%	-1%	-5%	-2%
<b>Ellington Field JRB overall change percentage: -2%</b>									





U.S. AIR FORCE

# Ellington Field JRB



Manpower	Active		Reserve			Guard		
	Mil	Civ	Drill	AGR	ART/Civ	Drill	AGR	Tech/Civ
FY11 Totals	0	0	0	0	0	827	218	170
FY12 Change	0	0	0	0	0	0	0	0
FY13 Change	0	0	0	0	0	-7	-3	-9
FY13 Totals	0	0	0	0	0	820	215	161

Notes :

1 RC-26 planned to retire in FY15

MDS	MQ-1B	RSO Ground Station	RC-26B
	Guard	Guard	Guard
FY12 Totals	12	3	1
FY13 Change	0	0	0



**U.S. AIR FORCE**

# Texas

## Major Drivers at Ft Bliss:

<b>FY11 Total</b>	168	55					1		224
<b>FY12 and FY13 Drivers</b>	<b>AD Mil</b>	<b>AD Civ</b>	<b>Res Drill</b>	<b>Res AGR</b>	<b>Res Tech/Civ</b>	<b>ANG Drill</b>	<b>ANG AGR</b>	<b>ANG Tech/Civ</b>	<b>Grand Total</b>
BATTLEFIELD AIRMAN	143								143
HEADQUARTERS & OVERHEAD	-2								-2
<b>New FY13 Total</b>	<b>309</b>	<b>55</b>					<b>1</b>		<b>365</b>
Percentage of change	84%	0%					0%		63%
<b>Ft Bliss overall change percentage: 63%</b>									





**U.S. AIR FORCE**

# Texas

## Major Drivers at Ft Hood:

<b>FY11 Total</b>	469	17							486
<b>FY12 and FY13 Drivers</b>	<b>AD Mil</b>	<b>AD Civ</b>	<b>Res Drill</b>	<b>Res AGR</b>	<b>Res Tech/Civ</b>	<b>ANG Drill</b>	<b>ANG AGR</b>	<b>ANG Tech/Civ</b>	<b>Grand Total</b>
BATTLEFIELD AIRMAN	9								9
PREVIOUSLY ANNOUNCED CIVILIAN ACTION		-3							-3
RESOURCE OPTIMIZATION	1								1
<b>New FY13 Total</b>	<b>479</b>	<b>14</b>							<b>493</b>
Percentage of change	2%	-18%							1%

**Ft Hood overall change percentage: 1%**





**U.S. AIR FORCE**

# Texas

## Major Drivers at Goodfellow AFB:

<b>FY11 Total</b>	1005	691		1		65	1	43	1806
<b>FY12 and FY13 Drivers</b>	<b>AD Mil</b>	<b>AD Civ</b>	<b>Res Drill</b>	<b>Res AGR</b>	<b>Res Tech/Civ</b>	<b>ANG Drill</b>	<b>ANG AGR</b>	<b>ANG Tech/Civ</b>	<b>Grand Total</b>
ANG READINESS SOURCING						-65		-43	-108
CIVILIAN-MILITARY CONVERSION	3								3
CONSOLIDATION/REGIONALIZATION OF FUNCTIONS	4								4
DEFENSE HEALTH PROGRAM	13								13
EDUCATION AND TRAINING	-59								-59
OTHER BASE SUPPORT (Non-GBS)	1								1
PREVIOUSLY ANNOUNCED CIVILIAN ACTION		-67							-67
TAILORING INSTALLATION SUPPORT (GBS)	-1								-1
<b>New FY13 Total</b>	<b>966</b>	<b>624</b>		<b>1</b>		<b>0</b>	<b>1</b>	<b>0</b>	<b>1592</b>
Percentage of change	-4%	-10%		0%		-100%	0%	-100%	-12%
<b>Goodfellow AFB overall change percentage: -12%</b>									



U.S. AIR FORCE

# Goodfellow AFB



Manpower	Active		Reserve			Guard		
	Mil	Civ	Drill	AGR	ART/Civ	Drill	AGR	Tech/Civ
FY11 Totals	1,005	691	0	1	0	65	1	43
FY12 Change	-41	-50	0	0	0	0	0	0
FY13 Change	+2	-17	0	0	0	-65	0	-43
FY13 Totals	966	624	0	1	0	0	1	0

Notes :

ANG Classic Association with Intelligence Training



**U.S. AIR FORCE**

# Texas

## Major Drivers at JB San Antonio:

<b>FY11 Total</b>	11536	14436	2645	139	694	681	135	243	30509
<b>FY12 and FY13 Drivers</b>	<b>AD Mil</b>	<b>AD Civ</b>	<b>Res Drill</b>	<b>Res AGR</b>	<b>Res Tech/Civ</b>	<b>ANG Drill</b>	<b>ANG AGR</b>	<b>ANG Tech/Civ</b>	<b>Grand Total</b>
ANG MC-12/RPA SOURCING						-2			-2
ANG READINESS RESET						19			19
CIVILIAN-MILITARY CONVERSION	186								186
CONSOLIDATION/REGIONALIZATION OF FUNCTIONS	3								3
CYBER TECHNOLOGY	-40								-40
DEFENSE HEALTH PROGRAM	-4	1							-3
EDUCATION AND TRAINING	12								12
FORCE STRUCTURE CHANGE (Tied to iron change only)	16		-385		-181				-550
HEADQUARTERS & OVERHEAD	-194	-3	1						-196
INTELLIGENCE, SURVEILLANCE & RECONNAISSANCE	14								14
MISC EFFICIENCIES	-7								-7
OTHER BASE SUPPORT (Non-GBS)	27		2						29
PREVIOUSLY ANNOUNCED CIVILIAN ACTION		-550			26				-524
RESOURCE OPTIMIZATION	8		-4	-1	-5				-2
SAP/SAR PROGRAMS		6							6
TAILORING INSTALLATION SUPPORT (GBS)	3								3
TOTAL FORCE INTEGRATION					2				2
<b>New FY13 Total</b>	<b>11560</b>	<b>13890</b>	<b>2259</b>	<b>138</b>	<b>536</b>	<b>698</b>	<b>135</b>	<b>243</b>	<b>29459</b>
Percentage of change	0%	-4%	-15%	-1%	-23%	2%	0%	0%	-3%

**JB San Antonio overall change percentage: -3%**





U.S. AIR FORCE

# JB San Antonio-Lackland



\* JB San Antonio-Lackland

Manpower	Active		Reserve			Guard		
	Mil	Civ	Drill	AGR	ART/Civ	Drill	AGR	Tech/Civ
FY11 Totals	11,536	14,436	2,645	139	694	681	135	243
FY12 Change	-34	-333	-1	-2	+20	0	0	0
FY13 Change	+58	-213	-385	+1	-178	+17	0	0
FY13 Totals	11,560	13,890	2,259	138	536	698	135	243

**Notes :**

16 C-5A planned to retire FY13-16

8 C-5M planned to begin bed down in FY16

AFRC Aircrew Center of Excellence Classic Association

ANG Information Operations Squadron Classic Association

AFRC Basic Military Training Classic Association

Cyberspace Network Defense Classic Association planned in FY13

MDS	F-16C/D	C-5A
	Guard	Reserve
FY12 Totals	25	16
FY13 Change	0	-5





U.S. AIR FORCE

# JB San Antonio-Randolph



\* JB San Antonio-Randolph

Manpower	Active		Reserve			Guard		
	Mil	Civ	Drill	AGR	ART/Civ	Drill	AGR	Tech/Civ
FY11 Totals	0	0	0	0	0	0	0	0
FY12 Change	0	0	0	0	0	0	0	0
FY13 Change	0	0	0	0	0	0	0	0
FY13 Totals	0	0	0	0	0	0	0	0

Notes :

AFRC Pilot Training Classic Association

MDS	T-38	T-1A	T-6A
	Active	Active	Active
FY12 Totals	84	17	37
FY13 Change	0	0	0



**U.S. AIR FORCE**

# Texas

## Major Drivers at LB Johnson Space Center:

<b>FY11 Total</b>	34	6							40
<b>FY12 and FY13 Drivers</b>	<b>AD Mil</b>	<b>AD Civ</b>	<b>Res Drill</b>	<b>Res AGR</b>	<b>Res Tech/Civ</b>	<b>ANG Drill</b>	<b>ANG AGR</b>	<b>ANG Tech/Civ</b>	<b>Grand Total</b>
PREVIOUSLY ANNOUNCED CIVILIAN ACTION		-1							-1
RESOURCE OPTIMIZATION	-4								-4
<b>New FY13 Total</b>	<b>30</b>	<b>5</b>							<b>35</b>
Percentage of change	-12%	-17%							-13%
<b>L B Johnson Space Center overall change percentage: -13%</b>									





**U.S. AIR FORCE**

# Texas

## Major Drivers at Laughlin AFB:

<b>FY11 Total</b>	838	981	62	30	1				1912
<b>FY12 and FY13 Drivers</b>	<b>AD Mil</b>	<b>AD Civ</b>	<b>Res Drill</b>	<b>Res AGR</b>	<b>Res Tech/Civ</b>	<b>ANG Drill</b>	<b>ANG AGR</b>	<b>ANG Tech/Civ</b>	<b>Grand Total</b>
CIVILIAN-MILITARY CONVERSION	11								11
CONSOLIDATION/REGIONALIZATION OF FUNCTIONS	-1								-1
DEFENSE HEALTH PROGRAM	11								11
EDUCATION AND TRAINING	8								8
FORCE STRUCTURE CHANGE (Tied to iron change only)	-35								-35
PREVIOUSLY ANNOUNCED CIVILIAN ACTION		-31							-31
RESOURCE OPTIMIZATION	1								1
<b>New FY13 Total</b>	<b>833</b>	<b>950</b>	<b>62</b>	<b>30</b>	<b>1</b>				<b>1876</b>
Percentage of change	-1%	-3%	0%	0%	0%				-2%
<b>Laughlin AFB overall change percentage: -2%</b>									



U.S. AIR FORCE

# Laughlin AFB



Manpower	Active		Reserve			Guard		
	Mil	Civ	Drill	AGR	ART/Civ	Drill	AGR	Tech/Civ
FY11 Totals	838	981	62	30	1	0	0	0
FY12 Change	-11	-26	0	0	0	0	0	0
FY13 Change	+6	-5	0	0	0	0	0	0
FY13 Totals	833	950	62	30	1	0	0	0

Notes :

MDS	T-38	T-1A	T-6A
	Active	Active	Active
FY12 Totals	71	48	105
FY13 Change	0	0	0



**U.S. AIR FORCE**

# Texas

## Major Drivers at Majors AP:

<b>FY11 Total</b>	74	32							106
<b>FY12 and FY13 Drivers</b>	<b>AD Mil</b>	<b>AD Civ</b>	<b>Res Drill</b>	<b>Res AGR</b>	<b>Res Tech/Civ</b>	<b>ANG Drill</b>	<b>ANG AGR</b>	<b>ANG Tech/Civ</b>	<b>Grand Total</b>
PREVIOUSLY ANNOUNCED CIVILIAN ACTION		5							5
<b>New FY13 Total</b>	<b>74</b>	<b>37</b>							<b>111</b>
Percentage of change	0%	16%							5%

**Majors AP overall change percentage: 5%**







**U.S. AIR FORCE**

# Texas

## Major Drivers at JRB Ft Worth:

<b>FY11 Total</b>	39	9	1764	73	600	850	71	173	3579
<b>FY12 and FY13 Drivers</b>	<b>AD Mil</b>	<b>AD Civ</b>	<b>Res Drill</b>	<b>Res AGR</b>	<b>Res Tech/Civ</b>	<b>ANG Drill</b>	<b>ANG AGR</b>	<b>ANG Tech/Civ</b>	<b>Grand Total</b>
ANG MC-12/RPA SOURCING						-2			-2
FORCE STRUCTURE CHANGE (Tied to iron change only)	5								5
OTHER BASE SUPPORT (Non-GBS)			1						1
PREVIOUSLY ANNOUNCED CIVILIAN ACTION		-1			-51				-52
RESOURCE OPTIMIZATION	-1				-2				-3
TOTAL FORCE INTEGRATION	86		-42		-10				34
<b>New FY13 Total</b>	<b>129</b>	<b>8</b>	<b>1723</b>	<b>73</b>	<b>537</b>	<b>848</b>	<b>71</b>	<b>173</b>	<b>3562</b>
Percentage of change	231%	-11%	-2%	0%	-11%	0%	0%	0%	-0.5%
<b>NAS JRB Ft Worth overall change percentage: -.5%</b>									



U.S. AIR FORCE

# NAS JRB Ft Worth



Manpower	Active		Reserve			Guard		
	Mil	Civ	Drill	AGR	ART/Civ	Drill	AGR	Tech/Civ
FY11 Totals	39	9	1,764	73	600	850	71	173
FY12 Change	+42	0	-1	0	-50	0	0	0
FY13 Change	+48	-1	-40	0	-13	-2	0	0
FY13 Totals	129	8	1,723	73	537	848	71	173

Notes :

8 C-130H2 planned to begin transfer in FY14

9 to 11 MC-12W planned to begin bed down in FY14

Active Association planned with AFRC F-16

MDS	F-16C/D	C-130H
	Reserve	Guard
FY12 Totals	27	8
FY13 Change	0	0



**U.S. AIR FORCE**

# Texas

## Major Drivers at San Antonio:

<b>FY11 Total</b>	272	403	39	7	2				723
<b>FY12 and FY13 Drivers</b>	<b>AD Mil</b>	<b>AD Civ</b>	<b>Res Drill</b>	<b>Res AGR</b>	<b>Res Tech/Civ</b>	<b>ANG Drill</b>	<b>ANG AGR</b>	<b>ANG Tech/Civ</b>	<b>Grand Total</b>
DEFENSE HEALTH PROGRAM	-23								-23
HEADQUARTERS & OVERHEAD	-6								-6
MISC EFFICIENCIES	-31								-31
OTHER BASE SUPPORT (Non-GBS)	7								7
PREVIOUSLY ANNOUNCED CIVILIAN ACTION		-3							-3
SAP/SAR PROGRAMS		1							1
<b>New FY13 Total</b>	<b>219</b>	<b>401</b>	<b>39</b>	<b>7</b>	<b>2</b>				<b>668</b>
Percentage of change	-19%	0%	0%	0%	0%				-8%
<b>San Antonio overall change percentage: -8%</b>									



**U.S. AIR FORCE**

---

---



**U.S. AIR FORCE**

# Texas

## Major Drivers at Sheppard AFB:

<b>FY11 Total</b>	1828	1175	54	28	1		2		3088
<b>FY12 and FY13 Drivers</b>	<b>AD Mil</b>	<b>AD Civ</b>	<b>Res Drill</b>	<b>Res AGR</b>	<b>Res Tech/Civ</b>	<b>ANG Drill</b>	<b>ANG AGR</b>	<b>ANG Tech/Civ</b>	<b>Grand Total</b>
CIVILIAN-MILITARY CONVERSION	32								32
CONSOLIDATION/REGIONALIZATION OF FUNCTIONS	-1								-1
DEFENSE HEALTH PROGRAM	1								1
EDUCATION AND TRAINING	1								1
OTHER BASE SUPPORT (Non-GBS)	1								1
PREVIOUSLY ANNOUNCED CIVILIAN ACTION		-89							-89
TAILORING INSTALLATION SUPPORT (GBS)	-1								-1
<b>New FY13 Total</b>	<b>1861</b>	<b>1086</b>	<b>54</b>	<b>28</b>	<b>1</b>		<b>2</b>		<b>3032</b>
Percentage of change	2%	-8%	0%	0%	0%		0%		-2%
<b>Sheppard AFB overall change percent: -2%</b>									



U.S. AIR FORCE

# Sheppard AFB



Manpower	Active		Reserve			Guard		
	Mil	Civ	Drill	AGR	ART/Civ	Drill	AGR	Tech/Civ
FY11 Totals	1,828	1,175	54	28	1	0	2	0
FY12 Change	+32	-63	0	0	0	0	0	0
FY13 Change	+1	-26	0	0	0	0	0	0
FY13 Totals	1,861	1,086	54	28	1	0	2	0

Notes :

MDS	T-38	T-6A
	Active	Active
FY12 Totals	124	77
FY13 Change	0	0



U.S. AIR FORCE

# Texas

## Major Drivers at Waco:

<b>FY11 Total</b>	40	10		1					51
<b>FY12 and FY13 Drivers</b>	AD Mil	AD Civ	Res Drill	Res AGR	Res Tech/Civ	ANG Drill	ANG AGR	ANG Tech/Civ	Grand Total
MISC EFFICIENCIES	-1								-1
<b>New FY13 Total</b>	<b>39</b>	<b>10</b>		<b>1</b>					<b>50</b>
Percentage of change	-3%	0%		0%					-2%

**Waco overall change percentage: -2%**







**U.S. AIR FORCE**

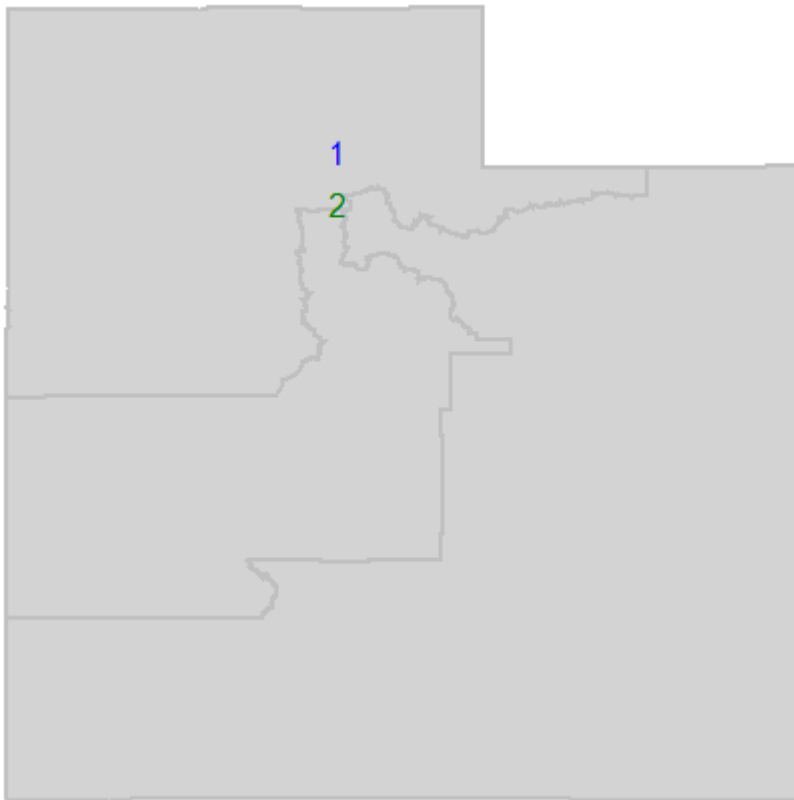
# Utah

<b>FY11 Total</b>	3489	10621	1019	35	269	1261	170	297	17161
<b>FY12 and FY13 Drivers</b>	<b>AD Mil</b>	<b>AD Civ</b>	<b>Res Drill</b>	<b>Res AGR</b>	<b>Res Tech/Civ</b>	<b>ANG Drill</b>	<b>ANG AGR</b>	<b>ANG Tech/Civ</b>	<b>Grand Total</b>
ACQUISITION (INCLUDES PROGRAM OFFICES)	12								12
AGE MANPOWER STANDARDS APPLICATION	-10								-10
ANG MC-12/RPA SOURCING						-2			-2
ANG READINESS SOURCING						-8	-3	-1	-12
CIVILIAN-MILITARY CONVERSION	9								9
CONSOLIDATION/REGIONALIZATION OF FUNCTIONS	4								4
DEFENSE HEALTH PROGRAM	-9								-9
FORCE STRUCTURE CHANGE (Tied to iron change only)			-3						-3
HEADQUARTERS & OVERHEAD	-6								-6
MISC EFFICIENCIES	-8								-8
NUCLEAR ENTERPRISE	2								2
OTHER BASE SUPPORT (Non-GBS)	1		2						3
PREVIOUSLY ANNOUNCED CIVILIAN ACTION		-160			1			5	-154
RESOURCE OPTIMIZATION	0								0
SAP/SAR PROGRAMS		1							1
TAILORING INSTALLATION SUPPORT (GBS)	-2								-2
TOTAL FORCE INTEGRATION	-56				3				-53
<b>New FY13 Total</b>	<b>3426</b>	<b>10462</b>	<b>1018</b>	<b>35</b>	<b>273</b>	<b>1251</b>	<b>167</b>	<b>301</b>	<b>16933</b>
Percentage of change	-2%	-1%	0%	0%	1%	-1%	-2%	1%	-1%
<b>Utah overall change percentage: -1%</b>									



U.S. AIR FORCE

Utah



Senators	
Orrin G. Hatch ( R )	Mike Lee ( R )

Map	Base	District	Representative
1	Hill AFB	01	Rob Bishop ( R )
2	Salt Lake City AGS	01	Rob Bishop ( R )

Manpower	Active		Reserve			Guard		
	Mil	Civ	Drill	AGR	ART/Civ	Drill	AGR	Tech/Civ
FY11 Totals	3,489	10,621	1,019	35	269	1,261	170	297
FY12 Change	-63	-8	-2	0	+2	0	0	+5
FY13 Change	0	-151	+1	0	+2	-10	-3	-1
FY13 Totals	3,426	10,462	1,018	35	273	1,251	167	301

Note: All authorized manpower within the state is shown on this summary page, i.e. manpower at support sites, recruiting stations, etc., is included

Legend: ● Active ● Reserve ● Guard ● Other



**U.S. AIR FORCE**

# Utah

## Major Drivers at Hill AFB:

<b>FY11 Total</b>	3438	10579	1019	30	269		2		15337
<b>FY12 and FY13 Drivers</b>	<b>AD Mil</b>	<b>AD Civ</b>	<b>Res Drill</b>	<b>Res AGR</b>	<b>Res Tech/Civ</b>	<b>ANG Drill</b>	<b>ANG AGR</b>	<b>ANG Tech/Civ</b>	<b>Grand Total</b>
ACQUISITION (INCLUDES PROGRAM OFFICES)	12								12
AGE MANPOWER STANDARDS APPLICATION	-10								-10
CIVILIAN-MILITARY CONVERSION	9								9
CONSOLIDATION/REGIONALIZATION OF FUNCTIONS	4								4
DEFENSE HEALTH PROGRAM	-9								-9
FORCE STRUCTURE CHANGE (Tied to iron change only)			-3						-3
HEADQUARTERS & OVERHEAD	-6								-6
MISC EFFICIENCIES	-8								-8
NUCLEAR ENTERPRISE	2								2
OTHER BASE SUPPORT (Non-GBS)	1		2						3
PREVIOUSLY ANNOUNCED CIVILIAN ACTION		-160			1				-159
RESOURCE OPTIMIZATION	0								0
SAP/SAR PROGRAMS		1							1
TAILORING INSTALLATION SUPPORT (GBS)	-2								-2
TOTAL FORCE INTEGRATION	-56				3				-53
<b>New FY13 Total</b>	<b>3375</b>	<b>10420</b>	<b>1018</b>	<b>30</b>	<b>273</b>		<b>2</b>		<b>15118</b>
Percentage of change	-2%	-2%	0%	0%	1%		0%		-1%
<b>Hill AFB overall change percentage: -1%</b>									



U.S. AIR FORCE

# Hill AFB



Manpower	Active		Reserve			Guard		
	Mil	Civ	Drill	AGR	ART/Civ	Drill	AGR	Tech/Civ
FY11 Totals	3,438	10,579	1,019	30	269	0	2	0
FY12 Change	-63	-8	-2	0	+2	0	0	0
FY13 Change	0	-151	+1	0	+2	0	0	0
FY13 Totals	3,375	10,420	1,018	30	273	0	2	0

Notes :

F-16 AFRC Classic Association

MDS	F-16C/D
	Active
FY12 Totals	66
FY13 Change	0



**U.S. AIR FORCE**

# Utah

## Major Drivers at Salt Lake City AGS:

<b>FY11 Total</b>	10	1		3		1261	168	297	1740
<b>FY12 and FY13 Drivers</b>	<b>AD Mil</b>	<b>AD Civ</b>	<b>Res Drill</b>	<b>Res AGR</b>	<b>Res Tech/Civ</b>	<b>ANG Drill</b>	<b>ANG AGR</b>	<b>ANG Tech/Civ</b>	<b>Grand Total</b>
ANG MC-12/RPA SOURCING						-2			-2
ANG READINESS SOURCING						-8	-3	-1	-12
PREVIOUSLY ANNOUNCED CIVILIAN ACTION								5	5
<b>New FY13 Total</b>	<b>10</b>	<b>1</b>		<b>3</b>		<b>1251</b>	<b>165</b>	<b>301</b>	<b>1731</b>
Percentage of change	0%	0%		0%		-1%	-2%	1%	-1%
<b>Salt Lake City AGS overall change percentage: -1%</b>									



U.S. AIR FORCE

# Salt Lake City AGS



\* Salt Lake City AGS

Manpower	Active		Reserve			Guard		
	Mil	Civ	Drill	AGR	ART/Civ	Drill	AGR	Tech/Civ
FY11 Totals	10	1	0	3	0	1,261	168	297
FY12 Change	0	0	0	0	0	0	0	+5
FY13 Change	0	0	0	0	0	-10	-3	-1
FY13 Totals	10	1	0	3	0	1,251	165	301

Notes :

MDS	KC-135R/T
	Guard
FY12 Totals	8
FY13 Change	0



**U.S. AIR FORCE**

# Vermont

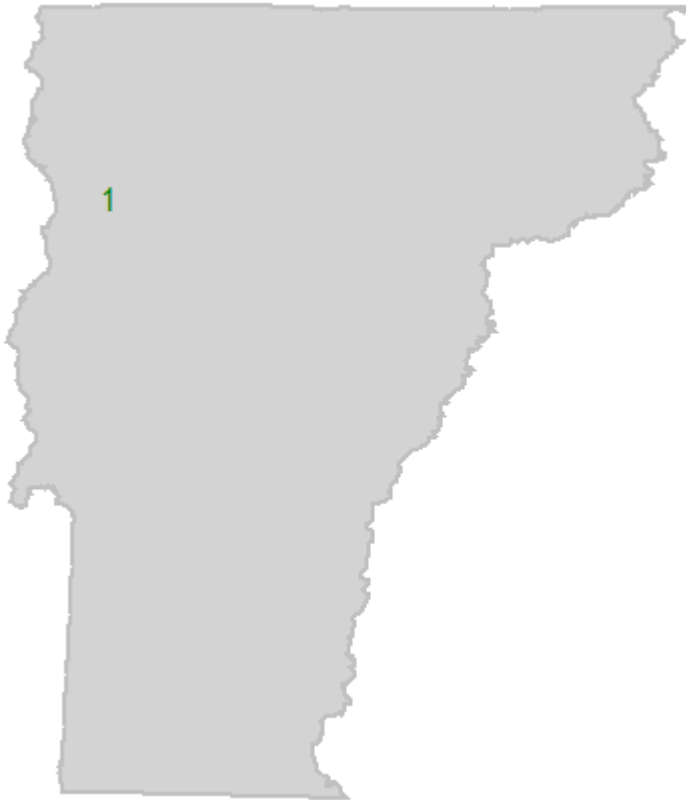
<b>FY11 Total</b>					23	945	124	233	1325
<b>FY12 and FY13 Drivers</b>	<b>AD Mil</b>	<b>AD Civ</b>	<b>Res Drill</b>	<b>Res AGR</b>	<b>Res Tech/Civ</b>	<b>ANG Drill</b>	<b>ANG AGR</b>	<b>ANG Tech/Civ</b>	<b>Grand Total</b>
ANG MC-12/RPA SOURCING						-6			-6
ANG READINESS RESET								14	14
ANG READINESS SOURCING						-7	-3		-10
TOTAL FORCE INTEGRATION	52					-44			8
<b>New FY13 Total</b>	<b>75</b>					<b>888</b>	<b>121</b>	<b>247</b>	<b>1331</b>
Percentage of change	226%					-6%	-2%	6%	0.5%
<b>Vermont overall change percentage: .5%</b>									





U.S. AIR FORCE

# Vermont



Senators			
Patrick J. Leahy ( D )		Bernard Sanders ( I )	
Map	Base	District	Representative
1	Burlington AGS	01	Peter Welch ( D )

Manpower	Active		Reserve			Guard		
	Mil	Civ	Drill	AGR	ART/Civ	Drill	AGR	Tech/Civ
FY11 Totals	23	0	0	0	0	945	124	233
FY12 Change	+24	0	0	0	0	0	0	0
FY13 Change	+28	0	0	0	0	-57	-3	+14
FY13 Totals	75	0	0	0	0	888	121	247

Note: All authorized manpower within the state is shown on this summary page, i.e. manpower at support sites, recruiting stations, etc., is included

Legend: ● Active ● Reserve ● Guard ● Other



**U.S. AIR FORCE**

# Vermont

## Major Drivers at Burlington AGS:

<b>FY11 Total</b>	14					898	99	225	1236
<b>FY12 and FY13 Drivers</b>	<b>AD Mil</b>	<b>AD Civ</b>	<b>Res Drill</b>	<b>Res AGR</b>	<b>Res Tech/Civ</b>	<b>ANG Drill</b>	<b>ANG AGR</b>	<b>ANG Tech/Civ</b>	<b>Grand Total</b>
ANG MC-12/RPA SOURCING						-6			-6
ANG READINESS RESET								14	14
ANG READINESS SOURCING						-7	-3		-10
TOTAL FORCE INTEGRATION	52					-44			8
<b>New FY13 Total</b>	<b>66</b>					<b>841</b>	<b>96</b>	<b>239</b>	<b>1242</b>
Percentage of change	371%					-6%	-3%	6%	0.5%
<b>Burlington AGS overall change percentage: .5%</b>									



U.S. AIR FORCE

# Burlington AGS



Manpower	Active		Reserve			Guard		
	Mil	Civ	Drill	AGR	ART/Civ	Drill	AGR	Tech/Civ
FY11 Totals	14	0	0	0	0	898	99	225
FY12 Change	+24	0	0	0	0	0	0	0
FY13 Change	+28	0	0	0	0	-57	-3	+14
FY13 Totals	66	0	0	0	0	841	96	239

Notes :

Active Association with ANG F-16

MDS	F-16C/D
	Guard
FY12 Totals	24
FY13 Change	0



**U.S. AIR FORCE**

# Virginia

<b>FY11 Total</b>	12956	7002	489	256	42	1119	392	383	22639
<b>FY12 and FY13 Drivers</b>	<b>AD Mil</b>	<b>AD Civ</b>	<b>Res Drill</b>	<b>Res AGR</b>	<b>Res Tech/Civ</b>	<b>ANG Drill</b>	<b>ANG AGR</b>	<b>ANG Tech/Civ</b>	<b>Grand Total</b>
AGE MANPOWER STANDARDS APPLICATION	-6								-6
ANG READINESS SOURCING								-1	-1
CIVILIAN-MILITARY CONVERSION	15			-1					14
CONSOLIDATION/REGIONALIZATION OF FUNCTIONS	-25								-25
DEFENSE HEALTH PROGRAM	136	4							140
EDUCATION AND TRAINING	-5								-5
FORCE STRUCTURE CHANGE (Tied to iron change only)	96								96
HEADQUARTERS & OVERHEAD	-223	-3							-226
INTELLIGENCE, SURVEILLANCE & RECONNAISSANCE		17							17
MISC EFFICIENCIES	-7								-7
OTHER BASE SUPPORT (Non-GBS)	24	4							28
PREVIOUSLY ANNOUNCED CIVILIAN ACTION		-851			4				-847
RESOURCE OPTIMIZATION	1	-1		-21					-21
SAP/SAR PROGRAMS	-3	3							0
TAILORING INSTALLATION SUPPORT (GBS)	-2								-2
<b>New FY13 Total</b>	<b>12957</b>	<b>6175</b>	<b>489</b>	<b>234</b>	<b>46</b>	<b>1119</b>	<b>392</b>	<b>382</b>	<b>21794</b>
<b>Percentage of change</b>	<b>0%</b>	<b>-12%</b>	<b>0%</b>	<b>-9%</b>	<b>10%</b>	<b>0%</b>	<b>0%</b>	<b>0%</b>	<b>-4%</b>
<b>Virginia overall change percentage: -4%</b>									



U.S. AIR FORCE

# Virginia



Senators			
Jim Webb ( D )		Mark R. Warner ( D )	
Map	Base	District	Representative
1	JB Langley-Eustis	02	E. Scott Rigell ( R )
2	Pentagon	08	James P. Moran ( D )

Manpower	Active		Reserve			Guard		
	Mil	Civ	Drill	AGR	ART/Civ	Drill	AGR	Tech/Civ
FY11 Totals	12,956	7,002	489	256	42	1,119	392	383
FY12 Change	-117	-681	0	-11	+4	0	0	0
FY13 Change	+118	-146	0	-11	0	0	0	-1
FY13 Totals	12,957	6,175	489	234	46	1,119	392	382

Note: All authorized manpower within the state is shown on this summary page, i.e. manpower at support sites, recruiting stations, etc., is included

Legend: ● Active ● Reserve ● Guard ● Other



**U.S. AIR FORCE**

# Virginia

## Major Drivers at Arlington:

<b>FY11 Total</b>	119	243		6			151	116	635
<b>FY12 and FY13 Drivers</b>	<b>AD Mil</b>	<b>AD Civ</b>	<b>Res Drill</b>	<b>Res AGR</b>	<b>Res Tech/Civ</b>	<b>ANG Drill</b>	<b>ANG AGR</b>	<b>ANG Tech/Civ</b>	<b>Grand Total</b>
HEADQUARTERS & OVERHEAD		-1							-1
MISC EFFICIENCIES	-1								-1
PREVIOUSLY ANNOUNCED CIVILIAN ACTION		75							75
SAP/SAR PROGRAMS	-3								-3
<b>New FY13 Total</b>	<b>115</b>	<b>317</b>		<b>6</b>			<b>151</b>	<b>116</b>	<b>705</b>
Percentage of change	-3%	30%		0%			0%	0%	11%
<b>Arlington overall change percentage: 11%</b>									





U.S. AIR FORCE

# Virginia

## Major Drivers at Chantilly:

<b>FY11 Total</b>	647	349		1					997
<b>FY12 and FY13 Drivers</b>	<b>AD Mil</b>	<b>AD Civ</b>	<b>Res Drill</b>	<b>Res AGR</b>	<b>Res Tech/Civ</b>	<b>ANG Drill</b>	<b>ANG AGR</b>	<b>ANG Tech/Civ</b>	<b>Grand Total</b>
PREVIOUSLY ANNOUNCED CIVILIAN ACTION		-7							-7
<b>New FY13 Total</b>	<b>647</b>	<b>342</b>		<b>1</b>					<b>990</b>
Percentage of change	0%	-2%		0%					-1%
<b>Chantilly overall change percentage: -1%</b>									







U.S. AIR FORCE

# Virginia

## Major Drivers at Crystal City:

<b>FY11 Total</b>	32	26		19					77
<b>FY12 and FY13 Drivers</b>	<b>AD Mil</b>	<b>AD Civ</b>	<b>Res Drill</b>	<b>Res AGR</b>	<b>Res Tech/Civ</b>	<b>ANG Drill</b>	<b>ANG AGR</b>	<b>ANG Tech/Civ</b>	<b>Grand Total</b>
CONSOLIDATION/REGIONALIZATION OF FUNCTIONS	1								1
RESOURCE OPTIMIZATION				-13					-13
<b>New FY13 Total</b>	<b>33</b>	<b>26</b>		<b>6</b>					<b>65</b>
Percentage of change	3%	0%		-68%					-16%
<b>Crystal City overall change percentage: -16%</b>									





# Virginia

## Major Drivers at Dahlgren:

<b>FY11 Total</b>	28	54							82
<b>FY12 and FY13 Drivers</b>	<b>AD Mil</b>	<b>AD Civ</b>	<b>Res Drill</b>	<b>Res AGR</b>	<b>Res Tech/Civ</b>	<b>ANG Drill</b>	<b>ANG AGR</b>	<b>ANG Tech/Civ</b>	<b>Grand Total</b>
PREVIOUSLY ANNOUNCED CIVILIAN ACTION		-13							-13
SAP/SAR PROGRAMS		3							3
<b>New FY13 Total</b>	<b>28</b>	<b>44</b>							<b>72</b>
Percentage of change	0%	-19%							-12%
<b>Dahlgren overall change percentage: -12%</b>									





# Virginia

## Major Drivers at Falls Church:

FY11 Total	125	39							164
FY12 and FY13 Drivers	AD Mil	AD Civ	Res Drill	Res AGR	Res Tech/Civ	ANG Drill	ANG AGR	ANG Tech/Civ	Grand Total
EDUCATION AND TRAINING	-5								-5
<b>New FY13 Total</b>	<b>120</b>	<b>39</b>							<b>159</b>
Percentage of change	-4%	0%							-3%
<b>Falls Church overall change percentage: -3%</b>									





# Virginia

## Major Drivers at Ft Belvoir:

<b>FY11 Total</b>	396		111						507
<b>FY12 and FY13 Drivers</b>	<b>AD Mil</b>	<b>AD Civ</b>	<b>Res Drill</b>	<b>Res AGR</b>	<b>Res Tech/Civ</b>	<b>ANG Drill</b>	<b>ANG AGR</b>	<b>ANG Tech/Civ</b>	<b>Grand Total</b>
DEFENSE HEALTH PROGRAM	11								11
<b>New FY13 Total</b>	<b>407</b>	<b>111</b>							<b>518</b>
Percentage of change	3%	0%							2%
<b>Ft Belvoir overall change percentage: 2%</b>									







# Virginia

## Major Drivers at Ft Lee:

FY11 Total	128	16							144
FY12 and FY13 Drivers	AD Mil	AD Civ	Res Drill	Res AGR	Res Tech/Civ	ANG Drill	ANG AGR	ANG Tech/Civ	Grand Total
PREVIOUSLY ANNOUNCED CIVILIAN ACTION		-1							-1
<b>New FY13 Total</b>	<b>128</b>	<b>15</b>							<b>143</b>
Percentage of change	0%	-6%							-1%
<b>Ft Lee overall change percentage: -1%</b>									





**U.S. AIR FORCE**

# Virginia

## Major Drivers at JB Langley-Eustis:

<b>FY11 Total</b>	7180	3362	396	56	22	883	125	230	12254
<b>FY12 and FY13 Drivers</b>	<b>AD Mil</b>	<b>AD Civ</b>	<b>Res Drill</b>	<b>Res AGR</b>	<b>Res Tech/Civ</b>	<b>ANG Drill</b>	<b>ANG AGR</b>	<b>ANG Tech/Civ</b>	<b>Grand Total</b>
AGE MANPOWER STANDARDS APPLICATION	-6								-6
ANG READINESS SOURCING								-1	-1
CIVILIAN-MILITARY CONVERSION	31								31
CONSOLIDATION/REGIONALIZATION OF FUNCTIONS	-23								-23
DEFENSE HEALTH PROGRAM	94								94
FORCE STRUCTURE CHANGE (Tied to iron change only)	96								96
HEADQUARTERS & OVERHEAD	-4	-2							-6
OTHER BASE SUPPORT (Non-GBS)	3	4							7
PREVIOUSLY ANNOUNCED CIVILIAN ACTION		-442			4				-438
RESOURCE OPTIMIZATION	3	-1		-2					0
TAILORING INSTALLATION SUPPORT (GBS)	-2								-2
<b>New FY13 Total</b>	<b>7372</b>	<b>2921</b>	<b>396</b>	<b>54</b>	<b>26</b>	<b>883</b>	<b>125</b>	<b>229</b>	<b>12006</b>
Percentage of change	3%	-13%	0%	-4%	18%	0%	0%	0%	-2%

**JB Langley-Eustis overall change percentage: -2%**



U.S. AIR FORCE

# JB Langley-Eustis



Manpower	Active		Reserve			Guard		
	Mil	Civ	Drill	AGR	ART/Civ	Drill	AGR	Tech/Civ
FY11 Totals	7,180	3,362	396	56	22	883	125	230
FY12 Change	+86	-310	0	-1	+4	0	0	0
FY13 Change	+106	-131	0	-1	0	0	0	-1
FY13 Totals	7,372	2,921	396	54	26	883	125	229

Notes :

- AFRC Integrated Network Operations and Security Center Classic Association
- F-22 ANG Classic Association
- Distributed Ground Station ANG Classic Association
- Logistics Support Center ANG Classic Association
- Combat Targeting Classic Association planned (FY TBD)
- Distributed Ground Station AFRC Classic Association

MDS	T-38	F-22A
	Active	Active
FY12 Totals	14	47
FY13 Change	0	0



**U.S. AIR FORCE**

# Virginia

## Major Drivers at MCAF Quantico:

<b>FY11 Total</b>	245	240		1					486
<b>FY12 and FY13 Drivers</b>	<b>AD Mil</b>	<b>AD Civ</b>	<b>Res Drill</b>	<b>Res AGR</b>	<b>Res Tech/Civ</b>	<b>ANG Drill</b>	<b>ANG AGR</b>	<b>ANG Tech/Civ</b>	<b>Grand Total</b>
HEADQUARTERS & OVERHEAD	-13								-13
INTELLIGENCE, SURVEILLANCE & RECONNAISSANCE		14							14
OTHER BASE SUPPORT (Non-GBS)	15								15
PREVIOUSLY ANNOUNCED CIVILIAN ACTION		-11							-11
<b>New FY13 Total</b>	<b>247</b>	<b>243</b>		<b>1</b>					<b>491</b>
Percentage of change	1%	1%		0%					1%
<b>MCAF Quantico overall change percentage: 1%</b>									





U.S. AIR FORCE

# Virginia

## Major Drivers at Norfolk:

<b>FY11 Total</b>	226	33	88	11			1		359
<b>FY12 and FY13 Drivers</b>	<b>AD Mil</b>	<b>AD Civ</b>	<b>Res Drill</b>	<b>Res AGR</b>	<b>Res Tech/Civ</b>	<b>ANG Drill</b>	<b>ANG AGR</b>	<b>ANG Tech/Civ</b>	<b>Grand Total</b>
HEADQUARTERS & OVERHEAD	-1								-1
RESOURCE OPTIMIZATION	-1								-1
<b>New FY13 Total</b>	<b>224</b>	<b>33</b>	<b>88</b>	<b>11</b>			<b>1</b>		<b>357</b>
Percentage of change	-1%	0%	0%	0%			0%		-1%
<b>Norfolk overall change percentage: -1%</b>									







**U.S. AIR FORCE**

# Virginia

## Major Drivers at Pentagon:

<b>FY11 Total</b>	3201	2428	5	158	20	80	26	5918	
<b>FY12 and FY13 Drivers</b>	<b>AD Mil</b>	<b>AD Civ</b>	<b>Res Drill</b>	<b>Res AGR</b>	<b>Res Tech/Civ</b>	<b>ANG Drill</b>	<b>ANG AGR</b>	<b>ANG Tech/Civ</b>	<b>Grand Total</b>
CIVILIAN-MILITARY CONVERSION	-16			-1					-17
CONSOLIDATION/REGIONALIZATION OF FUNCTIONS	-3								-3
DEFENSE HEALTH PROGRAM	9								9
HEADQUARTERS & OVERHEAD	-197								-197
INTELLIGENCE, SURVEILLANCE & RECONNAISSANCE		3							3
MISC EFFICIENCIES	-5								-5
OTHER BASE SUPPORT (Non-GBS)	6								6
PREVIOUSLY ANNOUNCED CIVILIAN ACTION		-444							-444
RESOURCE OPTIMIZATION	0			-6					-6
<b>New FY13 Total</b>	<b>2995</b>	<b>1987</b>	<b>5</b>	<b>151</b>	<b>20</b>		<b>80</b>	<b>26</b>	<b>5264</b>
Percentage of change	-6%	-18%	0%	-4%	0%		0%	0%	-11%
<b>Pentagon overall change percentage: -11%</b>									



U.S. AIR FORCE

# Pentagon



Manpower	Active		Reserve			Guard		
	Mil	Civ	Drill	AGR	ART/Civ	Drill	AGR	Tech/Civ
FY11 Totals	3,201	2,428	5	158	20	0	80	26
FY12 Change	-181	-416	0	-2	0	0	0	0
FY13 Change	-25	-25	0	-5	0	0	0	0
FY13 Totals	2,995	1,987	5	151	20	0	80	26

Notes :



# Virginia

## Major Drivers at Richmond:

<b>FY11 Total</b>	8	2		1		26	7	6	50
<b>FY12 and FY13 Drivers</b>	<b>AD Mil</b>	<b>AD Civ</b>	<b>Res Drill</b>	<b>Res AGR</b>	<b>Res Tech/Civ</b>	<b>ANG Drill</b>	<b>ANG AGR</b>	<b>ANG Tech/Civ</b>	<b>Grand Total</b>
DEFENSE HEALTH PROGRAM	-1								-1
PREVIOUSLY ANNOUNCED CIVILIAN ACTION		-1							-1
<b>New FY13 Total</b>	<b>7</b>	<b>1</b>		<b>1</b>		<b>26</b>	<b>7</b>	<b>6</b>	<b>48</b>
Percentage of change	-13%	-50%		0%		0%	0%	0%	-4%
<b>Richmond overall change percentage -4%</b>									





**U.S. AIR FORCE**

# Virginia

## Major Drivers at Rosslyn:

<b>FY11 Total</b>	202	56		1					259
<b>FY12 and FY13 Drivers</b>	<b>AD Mil</b>	<b>AD Civ</b>	<b>Res Drill</b>	<b>Res AGR</b>	<b>Res Tech/Civ</b>	<b>ANG Drill</b>	<b>ANG AGR</b>	<b>ANG Tech/Civ</b>	<b>Grand Total</b>
DEFENSE HEALTH PROGRAM	23	4							27
HEADQUARTERS & OVERHEAD	-7								-7
PREVIOUSLY ANNOUNCED CIVILIAN ACTION		-7							-7
RESOURCE OPTIMIZATION	-1								-1
<b>New FY13 Total</b>	<b>217</b>	<b>53</b>		<b>1</b>					<b>271</b>
Percentage of change	7%	-5%		0%					5%
<b>Rosslyn overall change percentage: 5%</b>									





**U.S. AIR FORCE**

# Virginia

## Major Drivers at Springfield:

FY11 Total	9	7		1					17
FY12 and FY13 Drivers	AD Mil	AD Civ	Res Drill	Res AGR	Res Tech/Civ	ANG Drill	ANG AGR	ANG Tech/Civ	Grand Total
HEADQUARTERS & OVERHEAD	-1								-1
<b>New FY13 Total</b>	<b>8</b>	<b>7</b>		<b>1</b>					<b>16</b>
Percentage of change	-11%	0%		0%					-6%
<b>Springfield overall change percentage: -6%</b>									







U.S. AIR FORCE

# Virginia

## Major Drivers at Woodbridge:

FY11 Total	2								2
FY12 and FY13 Drivers	AD Mil	AD Civ	Res Drill	Res AGR	Res Tech/Civ	ANG Drill	ANG AGR	ANG Tech/Civ	Grand Total
MISC EFFICIENCIES	-1								-1
New FY13 Total	1								1
Percentage of change	-50%								-50%
<b>Woodbridge overall change percentage: -50%</b>									





**U.S. AIR FORCE**

# Washington

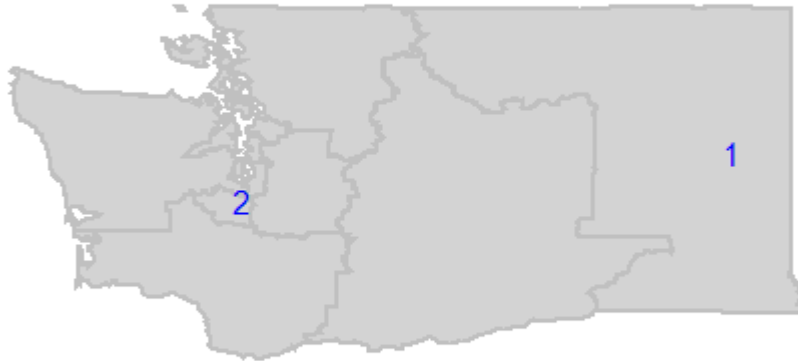
<b>FY11 Total</b>	6137	990	1865	10	264	1816	358	387	11827
<b>FY12 and FY13 Drivers</b>	<b>AD Mil</b>	<b>AD Civ</b>	<b>Res Drill</b>	<b>Res AGR</b>	<b>Res Tech/Civ</b>	<b>ANG Drill</b>	<b>ANG AGR</b>	<b>ANG Tech/Civ</b>	<b>Grand Total</b>
AGE MANPOWER STANDARDS APPLICATION	-6								-6
ANG MC-12/RPA SOURCING						-111	-5	-9	-125
ANG READINESS RESET						19			19
ANG READINESS SOURCING								-4	-4
BATTLEFIELD AIRMAN	4								4
CIVILIAN-MILITARY CONVERSION	-55								-55
CONSOLIDATION/REGIONALIZATION OF FUNCTIONS	12								12
DEFENSE HEALTH PROGRAM	10								10
EDUCATION AND TRAINING	-12								-12
FORCE STRUCTURE CHANGE (Tied to iron change only)	152								152
MISC EFFICIENCIES	-1								-1
OTHER BASE SUPPORT (Non-GBS)	-1		2						1
PREVIOUSLY ANNOUNCED CIVILIAN ACTION		-50			1				-49
RESOURCE OPTIMIZATION	33								33
TAILORING INSTALLATION SUPPORT (GBS)	-18								-18
TOTAL FORCE INTEGRATION					1				1
<b>New FY13 Total</b>	<b>6255</b>	<b>940</b>	<b>1867</b>	<b>10</b>	<b>266</b>	<b>1724</b>	<b>353</b>	<b>374</b>	<b>11789</b>
Percentage of change	2%	-5%	0%	0%	1%	-5%	-1%	-3%	0%

**Washington overall change percentage: -.4%**



U.S. AIR FORCE

# Washington



Senators			
Patty Murray ( D )		Maria Cantwell ( D )	

Map	Base	District	Representative
1	Fairchild AFB	05	Cathy McMorris Rodgers ( R )
2	JB Lewis-McChord	09	Adam Smith ( D )

Manpower	Active		Reserve			Guard		
	Mil	Civ	Drill	AGR	ART/Civ	Drill	AGR	Tech/Civ
FY11 Totals	6,137	990	1,865	10	264	1,816	358	387
FY12 Change	+183	-37	+1	0	+1	0	0	0
FY13 Change	-65	-13	+1	0	+1	-92	-5	-13
FY13 Totals	6,255	940	1,867	10	266	1,724	353	374

Note: All authorized manpower within the state is shown on this summary page, i.e. manpower at support sites, recruiting stations, etc., is included

Legend: ● Active ● Reserve ● Guard ● Other



**U.S. AIR FORCE**

# Washington

## Major Drivers at Everett:

FY11 Total	4		1						5
FY12 and FY13 Drivers	AD Mil	AD Civ	Res Drill	Res AGR	Res Tech/Civ	ANG Drill	ANG AGR	ANG Tech/Civ	Grand Total
MISC EFFICIENCIES	-1								-1
<b>New FY13 Total</b>	<b>3</b>	<b>1</b>							<b>4</b>
Percentage of change	-25%	0%							-20%
<b>Everett overall change percentage: -20%</b>									





**U.S. AIR FORCE**

# Washington

## Major Drivers at Fairchild AFB:

<b>FY11 Total</b>	2661	611	1	794	35	219	4321		
<b>FY12 and FY13 Drivers</b>	<b>AD Mil</b>	<b>AD Civ</b>	<b>Res Drill</b>	<b>Res AGR</b>	<b>Res Tech/Civ</b>	<b>ANG Drill</b>	<b>ANG AGR</b>	<b>ANG Tech/Civ</b>	<b>Grand Total</b>
AGE MANPOWER STANDARDS APPLICATION	-2								-2
ANG MC-12/RPA SOURCING						-2			-2
ANG READINESS RESET						19			19
CIVILIAN-MILITARY CONVERSION	2								2
CONSOLIDATION/REGIONALIZATION OF FUNCTIONS	3								3
DEFENSE HEALTH PROGRAM	2								2
EDUCATION AND TRAINING	-12								-12
PREVIOUSLY ANNOUNCED CIVILIAN ACTION		-35							-35
RESOURCE OPTIMIZATION	4								4
TAILORING INSTALLATION SUPPORT (GBS)	-8								-8
<b>New FY13 Total</b>	<b>2650</b>	<b>576</b>		<b>1</b>		<b>811</b>	<b>35</b>	<b>219</b>	<b>4292</b>
Percentage of change	0%	-6%		0%		2%	0%	0%	-1%

**Fairchild AFB overall change percentage: -1%**





U.S. AIR FORCE

# Fairchild AFB



\* Fairchild AFB

Manpower	Active		Reserve			Guard		
	Mil	Civ	Drill	AGR	ART/Civ	Drill	AGR	Tech/Civ
FY11 Totals	2,661	611	0	1	0	794	35	219
FY12 Change	-3	-24	0	0	0	0	0	0
FY13 Change	-8	-11	0	0	0	+17	0	0
FY13 Totals	2,650	576	0	1	0	811	35	219

Notes :

1 RC-26 planned to retire in FY15

ANG KC-135 Active Association

MDS	KC-135R/T	RC-26B	UH-1N
	Active	Guard	Active
FY12 Totals	30	1	4
FY13 Change	0	0	0



**U.S. AIR FORCE**

# Washington

## Major Drivers at Four Lakes:

FY11 Total	105						19		124	
FY12 and FY13 Drivers	AD Mil	AD Civ	Res Drill	Res AGR	Res Tech/Civ	ANG Drill	ANG AGR	ANG Tech/Civ	Grand Total	
ANG READINESS SOURCING								-4	-4	
<b>New FY13 Total</b>						<b>105</b>		<b>15</b>	<b>120</b>	
Percentage of change						0%		-21%	-3%	
<b>Four Lakes overall change percentage: -3%</b>										





**U.S. AIR FORCE**

# Washington

## Major Drivers at JB Lewis-McChord:

<b>FY11 Total</b>	3343	363	1865	6	264	153	243	34	6271
<b>FY12 and FY13 Drivers</b>	<b>AD Mil</b>	<b>AD Civ</b>	<b>Res Drill</b>	<b>Res AGR</b>	<b>Res Tech/Civ</b>	<b>ANG Drill</b>	<b>ANG AGR</b>	<b>ANG Tech/Civ</b>	<b>Grand Total</b>
AGE MANPOWER STANDARDS APPLICATION	-4								-4
BATTLEFIELD AIRMAN	4								4
CIVILIAN-MILITARY CONVERSION	-57								-57
CONSOLIDATION/REGIONALIZATION OF FUNCTIONS	5								5
DEFENSE HEALTH PROGRAM	8								8
FORCE STRUCTURE CHANGE (Tied to iron change only)	152								152
OTHER BASE SUPPORT (Non-GBS)	-1		2						1
PREVIOUSLY ANNOUNCED CIVILIAN ACTION		-15			1				-14
RESOURCE OPTIMIZATION	29								29
TAILORING INSTALLATION SUPPORT (GBS)	-10								-10
TOTAL FORCE INTEGRATION					1				1
<b>New FY13 Total</b>	<b>3469</b>	<b>348</b>	<b>1867</b>	<b>6</b>	<b>266</b>	<b>153</b>	<b>243</b>	<b>34</b>	<b>6386</b>
Percentage of change	4%	-4%	0%	0%	1%	0%	0%	0%	2%

**JB Lewis-McChord overall change percentage: 2%**



U.S. AIR FORCE

# JB Lewis-McChord



Manpower	Active		Reserve			Guard		
	Mil	Civ	Drill	AGR	ART/Civ	Drill	AGR	Tech/Civ
FY11 Totals	3,343	363	1,865	6	264	153	243	34
FY12 Change	+183	-13	+1	0	+1	0	0	0
FY13 Change	-57	-2	+1	0	+1	0	0	0
FY13 Totals	3,469	348	1,867	6	266	153	243	34

Notes :

AFRC C-17 Classic Association

MDS	C-17A
	Active
FY12 Totals	55
FY13 Change	-2



U.S. AIR FORCE

# Washington

## Major Drivers at Paine:

FY11 Total						109	5	9	123
FY12 and FY13 Drivers	AD Mil	AD Civ	Res Drill	Res AGR	Res Tech/Civ	ANG Drill	ANG AGR	ANG Tech/Civ	Grand Total
ANG MC-12/RPA SOURCING						-109	-5	-9	-123
<b>New FY13 Total</b>						<b>0</b>	<b>0</b>	<b>0</b>	<b>0</b>
Percentage of change						-100%	-100%	-100%	-100%
<b>Paine overall change percentage: -100%</b>									





**U.S. AIR FORCE**

# Washington

## Major Drivers at Seattle:

<b>FY11 Total</b>	54	9				56	5	16	140
<b>FY12 and FY13 Drivers</b>	<b>AD Mil</b>	<b>AD Civ</b>	<b>Res Drill</b>	<b>Res AGR</b>	<b>Res Tech/Civ</b>	<b>ANG Drill</b>	<b>ANG AGR</b>	<b>ANG Tech/Civ</b>	<b>Grand Total</b>
CONSOLIDATION/REGIONALIZATION OF FUNCTIONS	4								4
<b>New FY13 Total</b>	<b>58</b>	<b>9</b>				<b>56</b>	<b>5</b>	<b>16</b>	<b>144</b>
Percentage of change	7%	0%				0%	0%	0%	3%
<b>Seattle overall change percentage: 3%</b>									







**U.S. AIR FORCE**

# West Virginia

<b>FY11 Total</b>	56	2	1960	183	568				2769
<b>FY12 and FY13 Drivers</b>	<b>ANG</b>								<b>Grand Total</b>
	<b>AD Mil</b>	<b>AD Civ</b>	<b>ANG Drill</b>	<b>ANG AGR</b>	<b>Tech/Civ</b>	<b>Res Drill</b>	<b>Res AGR</b>	<b>Res Tech/Civ</b>	
ANG MC-12/RPA SOURCING			-2						-2
ANG READINESS RESET			19		4				23
MISC EFFICIENCIES	-2								-2
PREVIOUSLY ANNOUNCED CIVILIAN ACTION					37				37
<b>New FY13 Total</b>	<b>54</b>	<b>2</b>	<b>1977</b>	<b>183</b>	<b>609</b>				<b>2825</b>
Percentage of change	-4%	0%	1%	0%	7%				2%
<b>West Virginia overall change percentage: 2%</b>									



U.S. AIR FORCE

# West Virginia



Senators			
John D. Rockefeller IV ( D )		Joe Manchin III ( D )	
Map	Base	District	Representative
1	Charleston AGS	02	Shelley Moore Capito ( R )
2	Shepherd Field AGS	02	Shelley Moore Capito ( R )

Manpower	Active		Reserve			Guard		
	Mil	Civ	Drill	AGR	ART/Civ	Drill	AGR	Tech/Civ
FY11 Totals	56	2	0	0	0	1,960	183	568
FY12 Change	-2	0	0	0	0	0	0	+37
FY13 Change	0	0	0	0	0	+17	0	+4
FY13 Totals	54	2	0	0	0	1,977	183	609

Note: All authorized manpower within the state is shown on this summary page, i.e. manpower at support sites, recruiting stations, etc., is included

Legend: ● Active ● Reserve ● Guard ● Other



**U.S. AIR FORCE**

# West Virginia

## Major Drivers at Charleston AGS:

<b>FY11 Total</b>						848	72	171	1091
<b>FY12 and FY13 Drivers</b>	<b>AD Mil</b>	<b>AD Civ</b>	<b>Res Drill</b>	<b>Res AGR</b>	<b>Res Tech/Civ</b>	<b>ANG Drill</b>	<b>ANG AGR</b>	<b>ANG Tech/Civ</b>	<b>Grand Total</b>
ANG MC-12/RPA SOURCING						-11			-11
ANG READINESS RESET						19		4	23
<b>New FY13 Total</b>						<b>856</b>	<b>72</b>	<b>175</b>	<b>1103</b>
Percentage of change						1%	0%	2%	1%
<b>Charleston AGS overall change percentage: 1%</b>									



U.S. AIR FORCE

# Charleston AGS



Manpower	Active		Reserve			Guard		
	Mil	Civ	Drill	AGR	ART/Civ	Drill	AGR	Tech/Civ
FY11 Totals	0	0	0	0	0	848	72	171
FY12 Change	0	0	0	0	0	0	0	0
FY13 Change	0	0	0	0	0	+17	0	+4
FY13 Totals	0	0	0	0	0	865	72	175

Notes :

1 RC-26 planned to retire in FY15

MDS	C-130H	RC-26B
	Guard	Guard
FY12 Totals	8	1
FY13 Change	0	0



U.S. AIR FORCE

# West Virginia

## Major Drivers at Princeton:

FY11 Total	1								1
FY12 and FY13 Drivers	AD Mil	AD Civ	Res Drill	Res AGR	Res Tech/Civ	ANG Drill	ANG AGR	ANG Tech/Civ	Grand Total
MISC EFFICIENCIES	-1								-1
<b>New FY13 Total</b>	<b>0</b>								<b>0</b>
Percentage of change	-100%								-100%
<b>Princeton overall change percentage: -100%</b>									





**U.S. AIR FORCE**

# West Virginia

## Major Drivers at Shepherd Field AGS:

<b>FY11 Total</b>	34		1079		103		386		1602	
<b>FY12 and FY13 Drivers</b>	<b>AD Mil</b>	<b>AD Civ</b>	<b>Res Drill</b>	<b>Res AGR</b>	<b>Res Tech/Civ</b>	<b>ANG Drill</b>	<b>ANG AGR</b>	<b>ANG Tech/Civ</b>	<b>Grand Total</b>	
PREVIOUSLY ANNOUNCED CIVILIAN ACTION								37	37	
<b>New FY13 Total</b>	<b>34</b>		<b>1079</b>		<b>103</b>		<b>423</b>		<b>1639</b>	
Percentage of change	0%		0%		0%		10%		2%	
<b>Shepherd Field AGS overall change percentage: 2%</b>										





U.S. AIR FORCE

# Shepherd Field AGS



Manpower	Active		Reserve			Guard		
	Mil	Civ	Drill	AGR	ART/Civ	Drill	AGR	Tech/Civ
FY11 Totals	34	0	0	0	0	1,079	103	386
FY12 Change	0	0	0	0	0	0	0	+37
FY13 Change	0	0	0	0	0	0	0	0
FY13 Totals	34	0	0	0	0	1,079	103	423

**Notes :**

16 C-5A planned to retire in FY14-15

8 C-17 planned to begin bed down in FY15

MDS	C-5A
	Guard
FY12 Totals	12
FY13 Change	+4



U.S. AIR FORCE

# West Virginia

## Major Drivers at Wheeling:

<b>FY11 Total</b>	1								1
<b>FY12 and FY13 Drivers</b>	<b>AD Mil</b>	<b>AD Civ</b>	<b>Res Drill</b>	<b>Res AGR</b>	<b>Res Tech/Civ</b>	<b>ANG Drill</b>	<b>ANG AGR</b>	<b>ANG Tech/Civ</b>	<b>Grand Total</b>
MISC EFFICIENCIES	-1								-1
<b>New FY13 Total</b>	<b>0</b>								<b>0</b>
Percentage of change	-100%								-100%
<b>Wheeling overall change percentage: -100%</b>									



**U.S. AIR FORCE**

---

---



**U.S. AIR FORCE**

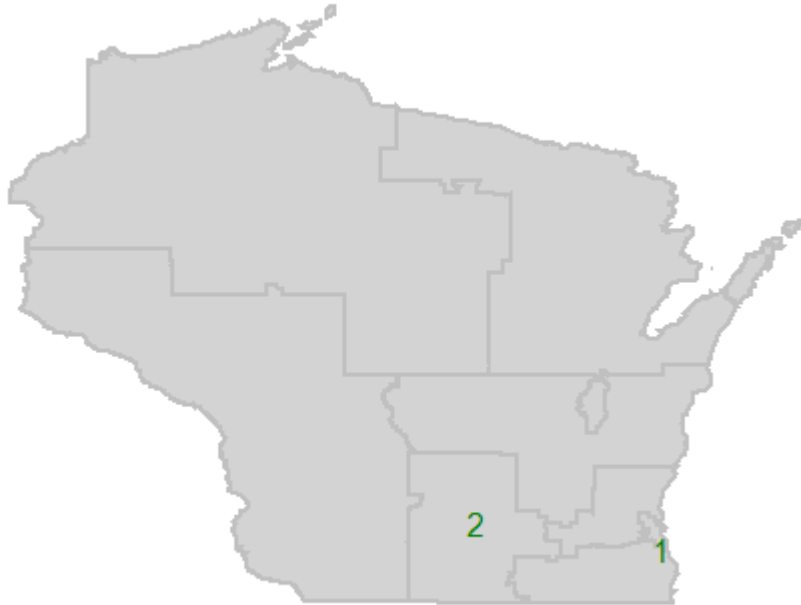
# Wisconsin

<b>FY11 Total</b>	62	9				348	485	1945	2849
<b>FY12 and FY13 Drivers</b>	<b>AD Mil</b>	<b>AD Civ</b>	<b>Res Drill</b>	<b>Res AGR</b>	<b>Res Tech/Civ</b>	<b>ANG</b>			<b>Grand Total</b>
						<b>ANG AGR</b>	<b>Tech/Civ</b>	<b>ANG Drill</b>	
ANG MC-12/RPA SOURCING						-18		-6	-24
ANG READINESS RESET							10		10
ANG READINESS SOURCING						-3		-5	-8
FORCE STRUCTURE CHANGE (Tied to iron change only)							-9	-34	-43
PREVIOUSLY ANNOUNCED CIVILIAN ACTION		-1					5		4
TOTAL FORCE INTEGRATION	52							-44	8
<b>New FY13 Total</b>	<b>114</b>	<b>8</b>				<b>327</b>	<b>491</b>	<b>1856</b>	<b>2796</b>
Percentage of change	84%	-11%				-6%	1%	-5%	-2%
<b>Wisconsin overall change percentage: -2%</b>									



U.S. AIR FORCE

# Wisconsin



Senators			
Herb Kohl ( D )		Ronald H. Johnson ( R )	
Map	Base	District	Representative
1	General Mitchell AGS	04	Gwen Moore ( D )
2	Truax AGS	02	Tammy Baldwin ( D )

Manpower	Active		Reserve			Guard		
	Mil	Civ	Drill	AGR	ART/Civ	Drill	AGR	Tech/Civ
FY11 Totals	62	9	0	0	0	1,945	348	485
FY12 Change	+24	0	0	0	0	0	0	+5
FY13 Change	+28	-1	0	0	0	-89	-21	+1
FY13 Totals	114	8	0	0	0	1,856	327	491

Note: All authorized manpower within the state is shown on this summary page, i.e. manpower at support sites, recruiting stations, etc., is included

Legend: ● Active ● Reserve ● Guard ● Other



**U.S. AIR FORCE**

# Wisconsin

## Major Drivers at General Mitchell AGS:

FY11 Total	791 75 232 1098								
FY12 and FY13 Drivers	AD Mil	AD Civ	Res Drill	Res AGR	Res Tech/Civ	ANG Drill	ANG AGR	ANG Tech/Civ	Grand Total
ANG MC-12/RPA SOURCING						-2			-2
FORCE STRUCTURE CHANGE (Tied to iron change only)						-34		-9	-43
PREVIOUSLY ANNOUNCED CIVILIAN ACTION								5	5
<b>New FY13 Total</b>						<b>755</b>	<b>75</b>	<b>228</b>	<b>1058</b>
Percentage of change						-5%	0%	-2%	-4%
<b>General Mitchell AGS overall change percentage: -4%</b>									



U.S. AIR FORCE

# General Mitchell AGS



General Mitchell AGS

Manpower	Active		Reserve			Guard		
	Mil	Civ	Drill	AGR	ART/Civ	Drill	AGR	Tech/Civ
FY11 Totals	0	0	0	0	0	791	75	232
FY12 Change	0	0	0	0	0	0	0	+5
FY13 Change	0	0	0	0	0	-36	0	-9
FY13 Totals	0	0	0	0	0	755	75	228

Notes :

MDS	KC-135R/T
	Guard
FY12 Totals	12
FY13 Change	-2



**U.S. AIR FORCE**

# Wisconsin

## Major Drivers at Madison:

<b>FY11 Total</b>	7	2				30	7	9	55
<b>FY12 and FY13 Drivers</b>	<b>AD Mil</b>	<b>AD Civ</b>	<b>Res Drill</b>	<b>Res AGR</b>	<b>Res Tech/Civ</b>	<b>ANG Drill</b>	<b>ANG AGR</b>	<b>ANG Tech/Civ</b>	<b>Grand Total</b>
PREVIOUSLY ANNOUNCED CIVILIAN ACTION		-1							-1
<b>New FY13 Total</b>	<b>7</b>	<b>1</b>				<b>30</b>	<b>7</b>	<b>9</b>	<b>54</b>
Percentage of change	0%	-50%				0%	0%	0%	-2%
<b>Madison overall change percentage: -2%</b>									







**U.S. AIR FORCE**

# Wisconsin

## Major Drivers at Truax AGS:

FY11 Total							999	77	206	1282
FY12 and FY13 Drivers	AD Mil	AD Civ	Res Drill	Res AGR	Res Tech/Civ	ANG Drill	ANG AGR	ANG Tech/Civ	Grand Total	
ANG MC-12/RPA SOURCING						-2			-2	
ANG READINESS RESET								2	2	
<b>New FY13 Total</b>						<b>997</b>	<b>77</b>	<b>208</b>	<b>1282</b>	
Percentage of change						0%	0%	1%	0%	
<b>Charlotte AGS overall change percentage: 0%</b>										



U.S. AIR FORCE

# Truax AGS



Manpower	Active		Reserve			Guard		
	Mil	Civ	Drill	AGR	ART/Civ	Drill	AGR	Tech/Civ
FY11 Totals	0	0	0	0	0	907	169	206
FY12 Change	+24	0	0	0	0	0	0	0
FY13 Change	+28	0	0	0	0	-53	-3	+10
FY13 Totals	52	0	0	0	0	854	166	216

Notes :

1 RC-26 planned to retire in FY15  
 Active Association planned with ANG F-16

MDS	F-16C/D	RC-26B
	Guard	Guard
FY12 Totals	23	1
FY13 Change	0	0



**U.S. AIR FORCE**

# Wisconsin

## Major Drivers at Volk Field:

<b>FY11 Total</b>						217	97	38	352
<b>FY12 and FY13 Drivers</b>	<b>AD Mil</b>	<b>AD Civ</b>	<b>Res Drill</b>	<b>Res AGR</b>	<b>Res Tech/Civ</b>	<b>ANG Drill</b>	<b>ANG AGR</b>	<b>ANG Tech/Civ</b>	<b>Grand Total</b>
ANG MC-12/RPA SOURCING							-18		-18
<b>New FY13 Total</b>						<b>217</b>	<b>79</b>	<b>38</b>	<b>334</b>
Percentage of change						0%	-19%	0%	-5%
<b>Volk Field overall change percentage: -5%</b>									






**U.S. AIR FORCE**

# Wyoming

<b>FY11 Total</b>	2964	659		1		1071	185	200	5080
<b>FY12 and FY13 Drivers</b>			<b>Res</b>				<b>ANG</b>		<b>Grand Total</b>
	<b>AD Mil</b>	<b>AD Civ</b>	<b>Res Drill</b>	<b>Res AGR</b>	<b>Tech/Civ</b>	<b>ANG Drill</b>	<b>ANG AGR</b>	<b>Tech/Civ</b>	
ANG MC-12/RPA SOURCING						-85	-4		-89
CIVILIAN-MILITARY CONVERSION	6								6
DEFENSE HEALTH PROGRAM	1								1
HEADQUARTERS & OVERHEAD	-1								-1
NUCLEAR ENTERPRISE	2								2
PREVIOUSLY ANNOUNCED CIVILIAN ACTION		-26							-26
TAILORING INSTALLATION SUPPORT (GBS)	-8								-8
<b>New FY13 Total</b>	<b>2964</b>	<b>633</b>		<b>1</b>		<b>986</b>	<b>181</b>	<b>200</b>	<b>4965</b>
Percent of change	0%	-4%		0%		-8%	-2%	0%	-2%
<b>Wyoming overall change percentage: -2%</b>									



Senators			
Michael B. Enzi ( R )		John Barrasso ( R )	

Map	Base	District	Representative
1	Cheyenne AGS	01	Cynthia M. Lummis ( R )
2	Francis E Warren AFB	01	Cynthia M. Lummis ( R )

Manpower	Active		Reserve			Guard		
	Mil	Civ	Drill	AGR	ART/Civ	Drill	AGR	Tech/Civ
FY11 Totals	2,964	659	0	1	0	1,071	185	200
FY12 Change	0	-8	0	0	0	0	0	0
FY13 Change	0	-18	0	0	0	-85	-4	0
FY13 Totals	2,964	633	0	1	0	986	181	200

Note: All authorized manpower within the state is shown on this summary page, i.e. manpower at support sites, recruiting stations, etc., is included



**U.S. AIR FORCE**

# Wyoming

Major Driver at Cheyenne:

FY11 Total	3	1				27	9	8	48
FY12 and FY13 Drivers	AD Mil	AD Civ	Res Drill	Res AGR	Res Tech/Civ	ANG Drill	ANG AGR	ANG Tech/Civ	Grand Total
TAILORING INSTALLATION SUPPORT (GBS)	-1								-1
<b>New FY13 Total</b>	<b>2</b>	<b>1</b>				<b>27</b>	<b>9</b>	<b>8</b>	<b>47</b>
Percentage of change	-33%	0%				0%	0%	0%	-2%
<b>Cheyenne overall change percentage: -2%</b>									





U.S. AIR FORCE

# Cheyenne AGS



\* Cheyenne AGS

Manpower	Active		Reserve			Guard		
	Mil	Civ	Drill	AGR	ART/Civ	Drill	AGR	Tech/Civ
FY11 Totals	185	1	0	0	0	960	90	192
FY12 Change	0	0	0	0	0	0	0	0
FY13 Change	0	0	0	0	0	-85	-4	0
FY13 Totals	185	1	0	0	0	875	86	192

Notes :

Active Association with ANG C-130

MDS	C-130H
	Guard
FY12 Totals	12
FY13 Change	0



**U.S. AIR FORCE**

# Wyoming

## Major Drivers at Francis E Warren AFB:

<b>FY11 Total</b>	2769	655		1		84	86	0	3595
<b>FY12 and FY13 Drivers</b>	<b>AD Mil</b>	<b>AD Civ</b>	<b>Res Drill</b>	<b>Res AGR</b>	<b>Res Tech/Civ</b>	<b>ANG Drill</b>	<b>ANG AGR</b>	<b>ANG Tech/Civ</b>	<b>Grand Total</b>
CIVILIAN-MILITARY CONVERSION	6								6
DEFENSE HEALTH PROGRAM	1								1
HEADQUARTERS & OVERHEAD	-1								-1
NUCLEAR ENTERPRISE	2								2
PREVIOUSLY ANNOUNCED CIVILIAN ACTION		-26							-26
TAILORING INSTALLATION SUPPORT (GBS)	-7								-7
<b>New FY13 Total</b>	<b>2770</b>	<b>629</b>		<b>1</b>		<b>84</b>	<b>86</b>	<b>0</b>	<b>3570</b>
Percentage of change	0%	-4%		0%		0%	0%		-1%
<b>Francis E Warren AFB overall change percentage: -1%</b>									



U.S. AIR FORCE

# Francis E Warren AFB



\* Francis E Warren AF

Manpower	Active		Reserve			Guard		
	Mil	Civ	Drill	AGR	ART/Civ	Drill	AGR	Tech/Civ
FY11 Totals	2,769	655	0	1	0	84	86	0
FY12 Change	+1	-8	0	0	0	0	0	0
FY13 Change	0	-18	0	0	0	0	0	0
FY13 Totals	2,770	629	0	1	0	84	86	0

Notes :

MDS	UH-1N
	Active
FY12 Totals	9
FY13 Change	0



**U.S. AIR FORCE**

# Alaska

<b>FY11 Total</b>	7697	2423	646	1604	385	8	429	148	13340
<b>FY12 and FY13 Drivers</b>	<b>AD Mil</b>	<b>AD Civ</b>	<b>Res Drill</b>	<b>Res AGR</b>	<b>Res Tech/Civ</b>	<b>ANG Drill</b>	<b>ANG AGR</b>	<b>ANG Tech/Civ</b>	<b>Grand Total</b>
AGE MANPOWER STANDARDS APPLICATION	-2								-2
ANG MC-12/RPA SOURCING						-2			-2
BATTLEFIELD AIRMAN	5								5
CIVILIAN-MILITARY CONVERSION	13								13
CONSOLIDATION/REGIONALIZATION OF FUNCTIONS	-21								-21
DEFENSE HEALTH PROGRAM	65								65
EDUCATION AND TRAINING	-2								-2
FORCE STRUCTURE CHANGE (Tied to iron change only)	-272		4		2				-266
HEADQUARTERS & OVERHEAD			5						5
PREVIOUSLY ANNOUNCED CIVILIAN ACTION		-271			8				-263
RESOURCE OPTIMIZATION	-15								-15
TAILORING INSTALLATION SUPPORT (GBS)	-22								-22
TOTAL FORCE INTEGRATION					1				1
<b>New FY13 Total</b>	<b>7446</b>	<b>2152</b>	<b>438</b>	<b>8</b>	<b>159</b>	<b>1602</b>	<b>646</b>	<b>385</b>	<b>12836</b>
Percentage of change	-3%	-11%	1%	0%	3%	-25%	0%	0%	-4%
<b>Alaska overall change percentage: -4%</b>									



U.S. AIR FORCE

# Alaska



Senators			
Lisa Murkowski ( R )		Mark Begich ( D )	
Map	Base	District	Representative
1	Clear AFS	01	Don Young ( R )
2	Eielson AFB	01	Don Young ( R )
3	JB Elmendorf-Richardson	01	Don Young ( R )

Manpower	Active		Reserve			Guard		
	Mil	Civ	Drill	AGR	ART/Civ	Drill	AGR	Tech/Civ
FY11 Totals	7,697	2,423	429	8	148	1,604	646	385
FY12 Change	+33	-240	0	0	+8	0	0	0
FY13 Change	-284	-31	+9	0	+3	-2	0	0
FY13 Totals	7,446	2,152	438	8	159	1,602	646	385

Note: All authorized manpower within the state is shown on this summary page, i.e. manpower at support sites, recruiting stations, etc., is included

Legend: ● Active ● Reserve ● Guard ● Other



**U.S. AIR FORCE**

# Alaska

## Major Drivers at Eielson AFB:

<b>FY11 Total</b>	1923	446				455	131	126	3081
<b>FY12 and FY13 Drivers</b>	<b>AD Mil</b>	<b>AD Civ</b>	<b>Res Drill</b>	<b>Res AGR</b>	<b>Res Tech/Civ</b>	<b>ANG Drill</b>	<b>ANG AGR</b>	<b>ANG Tech/Civ</b>	<b>Grand Total</b>
AGE MANPOWER STANDARDS APPLICATION	-2								-2
CONSOLIDATION/REGIONALIZATION OF FUNCTIONS	1								1
DEFENSE HEALTH PROGRAM	8								8
FORCE STRUCTURE CHANGE (Tied to iron change only)	-623								-623
PREVIOUSLY ANNOUNCED CIVILIAN ACTION		-41							-41
RESOURCE OPTIMIZATION	-1								-1
TAILORING INSTALLATION SUPPORT (GBS)	-10								-10
<b>New FY13 Total</b>	<b>1296</b>	<b>405</b>				<b>455</b>	<b>131</b>	<b>126</b>	<b>2413</b>
Percentage of change	-33%	-9%				0%	0%	0%	-22%
<b>Eielson AFB overall change percentage: -22%</b>									



U.S. AIR FORCE

# Eielson AFB



Manpower	Active		Reserve			Guard		
	Mil	Civ	Drill	AGR	ART/Civ	Drill	AGR	Tech/Civ
FY11 Totals	1,923	446	0	0	0	455	131	126
FY12 Change	-6	-22	0	0	0	0	0	0
FY13 Change	-621	-19	0	0	0	0	0	0
FY13 Totals	1,296	405	0	0	0	455	131	126

Notes :

F-16 Aggressor Squadron transfers to JB Elmendorf-Richardson

MDS	KC-135R/T	F-16C/D
	Guard	Active
FY12 Totals	8	19
FY13 Change	0	-19



**U.S. AIR FORCE**

# Alaska

## Major Drivers at JB Elmendorf-Richardson:

<b>FY11 Total</b>	1915	5704	416	1141	258	7	429	148	10018
<b>FY12 and FY13 Drivers</b>	<b>AD Mil</b>	<b>AD Civ</b>	<b>Res Drill</b>	<b>Res AGR</b>	<b>Res Tech/Civ</b>	<b>ANG Drill</b>	<b>ANG AGR</b>	<b>ANG Tech/Civ</b>	<b>Grand Total</b>
ANG MC-12/RPA SOURCING				-2					-2
BATTLEFIELD AIRMAN		5							5
CIVILIAN-MILITARY CONVERSION		13							13
CONSOLIDATION/REGIONALIZATION OF FUNCTIONS		-22							-22
DEFENSE HEALTH PROGRAM		57							57
EDUCATION AND TRAINING		-2							-2
FORCE STRUCTURE CHANGE (Tied to iron change only)		351					4	2	357
HEADQUARTERS & OVERHEAD							5		5
PREVIOUSLY ANNOUNCED CIVILIAN ACTION	-230							8	-222
RESOURCE OPTIMIZATION		-14							-14
TAILORING INSTALLATION SUPPORT (GBS)		-12							-12
TOTAL FORCE INTEGRATION								1	1
<b>JB Elmendorf-Richardson Total</b>	<b>1685</b>	<b>6080</b>	<b>416</b>	<b>1139</b>	<b>258</b>	<b>7</b>	<b>438</b>	<b>159</b>	<b>10182</b>
Percentage of change	-12%	7%	0%	0%	0%	0%	2%	7%	2%

**JB Elmendorf-Richardson overall change percentage: 2%**





U.S. AIR FORCE

# JB Elmendorf-Richardson



\* JB Elmendorf-Richardson

Manpower	Active		Reserve			Guard		
	Mil	Civ	Drill	AGR	ART/Civ	Drill	AGR	Tech/Civ
FY11 Totals	5,704	1,915	429	7	148	1,141	416	258
FY12 Change	+40	-218	0	0	+8	0	0	0
FY13 Change	+336	-12	+9	0	+3	-2	0	0
FY13 Totals	6,080	1,685	438	7	159	1,139	416	258

Notes :

Active Association with ANG C-130 ends

F-22 AFRC Classic Association

C-17 ANG Classic Association

MDS	C-17A	F-16C/D	C-130H	HH-60G	F-22A	HC-130N
	Active	Active	Guard	Guard	Active	Guard
FY12 Totals	8	0	12	6	47	4
FY13 Change	0	+19	-4	0	0	0

MDS	C-12	E-3
	Active	Active
FY12 Totals	2	2
FY13 Change	0	0



**U.S. AIR FORCE**

# Guam

<b>FY11 Total</b>	2047	127	31	274	10	5	245	2	2741
<b>FY12 and FY13 Drivers</b>	<b>AD Mil</b>	<b>AD Civ</b>	<b>ANG AGR</b>	<b>ANG Drill</b>	<b>ANG Tech/Civ</b>	<b>Res AGR</b>	<b>Res Drill</b>	<b>Res Tech/Civ</b>	<b>Grand Total</b>
AGE MANPOWER STANDARDS APPLICATION	-2								-2
CONSOLIDATION/REGIONALIZATION OF FUNCTIONS	1								1
DEFENSE HEALTH PROGRAM	-16								-16
MISC EFFICIENCIES	-1								-1
PREVIOUSLY ANNOUNCED CIVILIAN ACTION		-24							-24
RESOURCE OPTIMIZATION	0								0
TAILORING INSTALLATION SUPPORT (GBS)	-2								-2
<b>New FY13 Total</b>	<b>2027</b>	<b>103</b>	<b>31</b>	<b>274</b>	<b>10</b>	<b>5</b>	<b>245</b>	<b>2</b>	<b>2697</b>
Percentage of change	-1%	-19%	0%	0%	0%	0%	0%	0%	-2%
<b>Guam overall change percentage: -2%</b>									



U.S. AIR FORCE

Guam



Senators			
Map	Base	District	Representative
1	Joint Region Marianas	NV	Madeleine Z. Bordallo ( D )

Manpower	Active		Reserve			Guard		
	Mil	Civ	Drill	AGR	ART/Civ	Drill	AGR	Tech/Civ
FY11 Totals	2,047	127	245	5	2	274	31	10
FY12 Change	-22	-23	0	0	0	0	0	0
FY13 Change	+2	-1	0	0	0	0	0	0
FY13 Totals	2,027	103	245	5	2	274	31	10

Note: All authorized manpower within the state is shown on this summary page, i.e. manpower at support sites, recruiting stations, etc., is included

Legend: ● Active ● Reserve ● Guard ● Other



**U.S. AIR FORCE**

# Guam

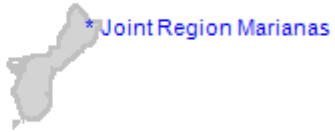
## Major Drivers at JR Marianas:

<b>FY11 Total</b>	2047	127	31	274	10	5	245	2	2741
<b>FY12 and FY13 Drivers</b>	<b>AD Mil</b>	<b>AD Civ</b>	<b>ANG AGR</b>	<b>ANG Drill</b>	<b>ANG Tech/Civ</b>	<b>Res AGR</b>	<b>Res Drill</b>	<b>Res Tech/Civ</b>	<b>Grand Total</b>
AGE MANPOWER STANDARDS APPLICATION	-2								-2
CONSOLIDATION/REGIONALIZATION OF FUNCTIONS	1								1
DEFENSE HEALTH PROGRAM	-16								-16
MISC EFFICIENCIES	-1								-1
PREVIOUSLY ANNOUNCED CIVILIAN ACTION		-24							-24
RESOURCE OPTIMIZATION	0								0
TAILORING INSTALLATION SUPPORT (GBS)	-2								-2
<b>Net FY13 Total</b>	<b>2027</b>	<b>103</b>	<b>31</b>	<b>274</b>	<b>10</b>	<b>5</b>	<b>245</b>	<b>2</b>	<b>2697</b>
Percentage of change	-1%	-19%	0%	0%	0%	0%	0%	0%	-2%
<b>Joint Region Marianas overall change percentage: -2%</b>									



U.S. AIR FORCE

# Joint Region Marianas



Manpower	Active		Reserve			Guard		
	Mil	Civ	Drill	AGR	ART/Civ	Drill	AGR	Tech/Civ
FY11 Totals	2,047	127	245	5	2	274	31	10
FY12 Change	-22	-23	0	0	0	0	0	0
FY13 Change	+2	-1	0	0	0	0	0	0
FY13 Totals	2,027	103	245	5	2	274	31	10

Notes :

RED HORSE ANG Classic Association



**U.S. AIR FORCE**

# Hawaii

<b>FY11 Total</b>	5226	1146	182	2294	779	20	421	25	10093
<b>FY12 and FY13 Drivers</b>	<b>AD Mil</b>	<b>AD Civ</b>	<b>ANG AGR</b>	<b>ANG Drill</b>	<b>ANG Tech/Civ</b>	<b>Res AGR</b>	<b>Res Drill</b>	<b>Res Tech/Civ</b>	<b>Grand Total</b>
ACQUISITION (INCLUDES PROGRAM OFFICES)	-1								-1
ANG MC-12/RPA SOURCING			-3	-51	-12				-66
ANG READINESS RESET				19					19
BATTLEFIELD AIRMAN	-3								-3
CIVILIAN-MILITARY CONVERSION	72								72
CONSOLIDATION/REGIONALIZATION OF FUNCTIONS	-24								-24
CYBER TECHNOLOGY	10								10
DEFENSE HEALTH PROGRAM	2								2
EDUCATION AND TRAINING	4								4
HEADQUARTERS & OVERHEAD	-36								-36
INTELLIGENCE, SURVEILLANCE & RECONNAISSANCE	4								4
JOINT BASING	-91								-91
MISC EFFICIENCIES	-11								-11
PREVIOUSLY ANNOUNCED CIVILIAN ACTION		-179						1	-178
RESOURCE OPTIMIZATION	14								14
TAILORING INSTALLATION SUPPORT (GBS)	1								1
TOTAL FORCE INTEGRATION	105								105
<b>New FY13 Total</b>	<b>5272</b>	<b>967</b>	<b>179</b>	<b>2262</b>	<b>767</b>	<b>20</b>	<b>421</b>	<b>26</b>	<b>9914</b>
Percentage of change	1%	-16%	-2%	-1%	-2%	0%	0%	4%	-2%

**Hawaii overall change percentage: -2%**



Senators			
Daniel K. Inouye ( D )		Daniel K. Akaka ( D )	
Map	Base	District	Representative
1	JB Pearl Harbor-Hickam	01	Colleen W. Hanabusa ( D )

Manpower	Active		Reserve			Guard		
	Mil	Civ	Drill	AGR	ART/Civ	Drill	AGR	Tech/Civ
FY11 Totals	5,226	1,146	421	20	25	2,294	182	779
FY12 Change	+8	-168	0	0	+1	0	0	0
FY13 Change	+36	-11	0	0	0	-32	-3	-12
FY13 Totals	5,270	967	421	20	26	2,262	179	767

Note: All authorized manpower within the state is shown on this summary page, i.e. manpower at support sites, recruiting stations, etc., is included

Legend: ● Active ● Reserve ● Guard ● Other



**U.S. AIR FORCE**

# Hawaii

## Major Drivers at Aiea:

FY11 Total	4				1			5	
FY12 and FY13 Drivers	AD Mil	AD Civ	ANG AGR	ANG Drill	ANG Tech/Civ	Res AGR	Res Drill	Res Tech/Civ	Grand Total
MISC EFFICIENCIES	-1								-1
Net FY13 Total	3					1			4
Percentage of change	-0.25					0			-0.2
<b>Aiea overall change percentage: -.2%</b>									







**U.S. AIR FORCE**

# Hawaii

## Major Drivers at JB Pearl Harbor-Hickam:

<b>FY11 Total</b>	4659	1042	134	1640	565	18	421	25	8504
<b>FY12 and FY13 Drivers</b>	<b>AD Mil</b>	<b>AD Civ</b>	<b>ANG AGR</b>	<b>ANG Drill</b>	<b>ANG Tech/Civ</b>	<b>Res AGR</b>	<b>Res Drill</b>	<b>Res Tech/Civ</b>	<b>Grand Total</b>
ACQUISITION (INCLUDES PROGRAM OFFICES)	-1								-1
ANG MC-12/RPA SOURCING			-3	-51	-12				-66
ANG READINESS RESET				19					19
BATTLEFIELD AIRMAN	3								3
CIVILIAN-MILITARY CONVERSION	72								72
CONSOLIDATION/REGIONALIZATION OF FUNCTIONS	-24								-24
CYBER TECHNOLOGY	10								10
DEFENSE HEALTH PROGRAM	0								0
EDUCATION AND TRAINING	4								4
HEADQUARTERS & OVERHEAD	-36								-36
INTELLIGENCE, SURVEILLANCE & RECONNAISSANCE	3								3
JOINT BASING	-91								-91
PREVIOUSLY ANNOUNCED CIVILIAN ACTION		-179						1	-178
RESOURCE OPTIMIZATION	14								14
TAILORING INSTALLATION SUPPORT (GBS)	1								1
TOTAL FORCE INTEGRATION	105								105
<b>Net FY13 Total</b>	<b>4719</b>	<b>863</b>	<b>131</b>	<b>1608</b>	<b>553</b>	<b>18</b>	<b>421</b>	<b>26</b>	<b>8339</b>
Percentage of change	1%	-17%	-2%	-2%	-2%	0%	0%	4%	-2%

**JB Pearl Harbor-Hickam overall change percentage: -2%**



U.S. AIR FORCE

# JB Pearl Harbor-Hickam



Manpower	Active		Reserve			Guard		
	Mil	Civ	Drill	AGR	ART/Civ	Drill	AGR	Tech/Civ
FY11 Totals	4,659	1,042	421	18	25	1,640	134	565
FY12 Change	+24	-168	0	0	+1	0	0	0
FY13 Change	+36	-11	0	0	0	-32	-3	-12
FY13 Totals	4,719	863	421	18	26	1,608	131	553

Notes :

Air and Space Operations Center ANG Classic Association

C-17 ANG Classic Association

Active Association with ANG KC-135

Cryptologic Support Site ANG Classic Association

Active Association with ANG F-22

MDS	C-17A	KC-135R/T	F-22A	C-37	C-40
	Active	Guard	Guard	Active	Active
FY12 Totals	9	12	20	1	1
FY13 Change	0	0	0	0	0



U.S. AIR FORCE

# Hawaii

## Major Drivers at Kunia:

FY11 Total	22								22
FY12 and FY13 Drivers	AD Mil	AD Civ	ANG AGR	ANG Drill	ANG Tech/Civ	Res AGR	Res Drill	Res Tech/Civ	Grand Total
INTELLIGENCE, SURVEILLANCE & RECONNAISSANCE	1								1
Net FY13 Total	23								23
Percentage of change	5%								5%

**Kunia overall change percentage: 5%**



**U.S. AIR FORCE**

---

---



**U.S. AIR FORCE**

# Hawaii

## Major Drivers at Maui Island:

<b>FY11 Total</b>	24	21							45
<b>FY12 and FY13 Drivers</b>	<b>AD Mil</b>	<b>AD Civ</b>	<b>ANG AGR</b>	<b>ANG Drill</b>	<b>ANG Tech/Civ</b>	<b>Res AGR</b>	<b>Res Drill</b>	<b>Res Tech/Civ</b>	<b>Grand Total</b>
MISC EFFICIENCIES	-10								-10
<b>Net FY13 Total</b>	<b>14</b>	<b>21</b>							<b>35</b>
Percentage of change	-42%	0%							-22%
<b>Maui Island overall change percentage: -22%</b>									





U.S. AIR FORCE

# Hawaii

## Major Drivers at Wheeler:

<b>FY11 Total</b>	198	9	16	210	121				554
<b>FY12 and FY13 Drivers</b>	<b>AD Mil</b>	<b>AD Civ</b>	<b>ANG AGR</b>	<b>ANG Drill</b>	<b>ANG Tech/Civ</b>	<b>Res AGR</b>	<b>Res Drill</b>	<b>Res Tech/Civ</b>	<b>Grand Total</b>
BATTLEFIELD AIRMAN	-6								-6
<b>Net FY13 Total</b>	<b>192</b>	<b>9</b>	<b>16</b>	<b>210</b>	<b>121</b>				<b>548</b>
Percentage of change	-3%	0%	0%	0%	0%				-1%

**Wheeler overall change percentage: -1%**







**U.S. AIR FORCE**

# Puerto Rico

<b>FY11 Total</b>	28	1	1	1077	78	239	1424	
<b>FY12 and FY13 Drivers</b>	<b>Res</b>						<b>ANG</b>	<b>Grand Total</b>
	<b>AD Mil</b>	<b>AD Civ</b>	<b>Res Drill</b>	<b>Res AGR</b>	<b>Tech/Civ</b>	<b>ANG Drill</b>	<b>ANG AGR</b>	<b>Tech/Civ</b>
ANG MC-12/RPA SOURCING						-2		-2
COMMAND AND CONTROL						-183	-2	-33
PREVIOUSLY ANNOUNCED CIVILIAN ACTION		-1						-1
<b>New FY13 Total</b>	<b>28</b>	<b>0</b>		<b>1</b>		<b>892</b>	<b>76</b>	<b>206</b>
Percentage of change	0%	-100%		0%		-17%	-3%	-14%
<b>Puerto Rico overall change percentage: -16%</b>								



U.S. AIR FORCE

# Puerto Rico

Senators			
Map	Base	District	Representative
1	Munoz AGS	NV	Pedro R. Pierluisi ( D )



Manpower	Active		Reserve			Guard		
	Mil	Civ	Drill	AGR	ART/Civ	Drill	AGR	Tech/Civ
FY11 Totals	28	1	0	1	0	1,077	78	239
FY12 Change	0	0	0	0	0	0	0	0
FY13 Change	0	-1	0	0	0	-185	-2	-33
FY13 Totals	28	0	0	1	0	892	76	206

Note: All authorized manpower within the state is shown on this summary page, i.e. manpower at support sites, recruiting stations, etc., is included

Legend: ● Active ● Reserve ● Guard ● Other



U.S. AIR FORCE

# Puerto Rico

## Major Drivers at Munoz AGS:

FY11 Total						828	67	178	1073
FY12 and FY13 Drivers	AD Mil	AD Civ	Res Drill	Res AGR	Res Tech/Civ	ANG Drill	ANG AGR	ANG Tech/Civ	Grand Total
ANG MC-12/RPA SOURCING						-2			-2
<b>New FY13 Total</b>						<b>826</b>	<b>67</b>	<b>178</b>	<b>1071</b>
Percentage of change						0%	0%	0%	-0.2%
<b>Munoz AGS overall change percentage: -.2%</b>									



Manpower	Active		Reserve			Guard		
	Mil	Civ	Drill	AGR	ART/Civ	Drill	AGR	Tech/Civ
FY11 Totals	0	0	0	0	0	828	67	178
FY12 Change	0	0	0	0	0	0	0	0
FY13 Change	0	0	0	0	0	-2	0	0
FY13 Totals	0	0	0	0	0	826	67	178

Notes :

6 C-130E retirements and 6 WC-130 bed down are both prior budget actions

MDS	WC-130H	C-130E
	Guard	Guard
FY12 Totals	6	0
FY13 Change	0	0



U.S. AIR FORCE

# Puerto Rico

## Major Drivers at Punta Borinquen:

FY11 Total						203	3	43	249
FY12 and FY13 Drivers	AD Mil	AD Civ	Res Drill	Res AGR	Res Tech/Civ	ANG Drill	ANG AGR	ANG Tech/Civ	Grand Total
COMMAND AND CONTROL						-183	-2	-33	-218
<b>New FY13 Total</b>						<b>20</b>	<b>1</b>	<b>10</b>	<b>31</b>
Percentage of change						-90%	-67%	-77%	-88%
<b>Punta Borinquen overall percentage change: -88%</b>									





**U.S. AIR FORCE**

# Puerto Rico

## Major Drivers at San Juan:

FY11 Total	7	1				26	8	8	50
FY12 and FY13 Drivers	AD Mil	AD Civ	Res Drill	Res AGR	Res Tech/Civ	ANG Drill	ANG AGR	ANG Tech/Civ	Grand Total
PREVIOUSLY ANNOUNCED CIVILIAN ACTION		-1							-1
<b>New FY13 Total</b>	<b>7</b>	<b>0</b>				<b>26</b>	<b>8</b>	<b>8</b>	<b>49</b>
Percentage of change	0%	-100%				0%	0%	0%	-2%
<b>San Juan overall change percentage: -2%</b>									







U.S. AIR FORCE

# Virgin Islands

FY11 Total						52	19	0	71
FY12 and FY13 Drivers	AD Mil	AD Civ	Res Drill	Res AGR	Res Tech/Civ	ANG Drill	ANG AGR	ANG Tech/Civ	Grand Total
ANG MC-12/RPA SOURCING						-2			-2
<b>New FY13 Total</b>						<b>50</b>	<b>19</b>	<b>0</b>	<b>69</b>
Percentage of change						-4%	0%		-3%
<b>Virgin Islands overall change percentage: -3%</b>									



U.S. AIR FORCE

# Virgin Islands



Senators			
Map	Base	District	Representative
1	St Croix AGS	NV	Donna M. Christensen ( D )



Manpower	Active		Reserve			Guard		
	Mil	Civ	Drill	AGR	ART/Civ	Drill	AGR	Tech/Civ
FY11 Totals	0	0	0	0	0	52	19	0
FY12 Change	0	0	0	0	0	0	0	0
FY13 Change	0	0	0	0	0	-2	0	0
FY13 Totals	0	0	0	0	0	50	19	0

Note: All authorized manpower within the state is shown on this summary page, i.e. manpower at support sites, recruiting stations, etc., is included

Legend: ● Active ● Reserve ● Guard ● Other



**U.S. AIR FORCE**

# Virgin Islands

## Major Drivers at St Croix AGS:

FY11 Total						52	19	0	71
FY12 and FY13 Drivers	AD Mil	AD Civ	Res Drill	Res AGR	Res Tech/Civ	ANG Drill	ANG AGR	ANG Tech/Civ	Grand Total
ANG MC-12/RPA SOURCING						-2			-2
<b>New FY13 Total</b>						<b>50</b>	<b>19</b>	<b>0</b>	<b>69</b>
Percentage of change						<b>-4%</b>	<b>0%</b>		<b>-3%</b>
<b>St Croix AGS overall change percentage: -3%</b>									



U.S. AIR FORCE

# St Croix AGS

St Croix AGS

St Croix AGS

Manpower	Active		Reserve			Guard		
	Mil	Civ	Drill	AGR	ART/Civ	Drill	AGR	Tech/Civ
FY11 Totals	0	0	0	0	0	52	19	0
FY12 Change	0	0	0	0	0	0	0	0
FY13 Change	0	0	0	0	0	-2	0	0
FY13 Totals	0	0	0	0	0	50	19	0

Notes :

Empty notes area on the left side of the page.

Large empty rectangular area on the right side of the page, likely for additional notes or data.