



# Barrier Berm Project – Daily Report

## Day 59

---

**Document:** 139551-PMD-059-S

**Date Prepared:** July 30, 2010

**Prepared by:**  
Shaw Environmental & Infrastructure Group

---



E4 Berm – July 27<sup>th</sup>, 2010

# Barrier Berm Project 139551 – Daily Information

## Yesterday – 29 July

Vessel	Cubic Yards (CY) Handled	Hopper Loads
<b>East</b>		
Cutter Alaska	37,639	
Cutter Texas	0	
<b>Subtotal East</b>	<b>37,639</b>	
<b>West</b>		
Cutter California	0	
Cutter EW Ellefsen	18,960	
Cutter RS Weeks	0	
Hopper Stuyvesant	7,233	1
Hopper Liberty Island	4,487	1
Hopper Terrapin Island	7,164	2
Hopper Padre Island	10,523	4
Hopper BE Lindholm	5,647	2
Hopper Bayport	7,586	2
Hopper RN Weeks	7,673	3
<b>Subtotal West</b>	<b>69,273</b>	<b>15</b>
<b>Total</b>	<b>106,912</b>	<b>15</b>

## Today – 30 July

- Borrow operations to continue at Pass a Loutre and West, placement operations to continue at E4 North and W9.
- Texas is mobilized on the East side.

## Tomorrow – 31 July

- Borrow operations to continue at Pass a Loutre and West.
- Placement operations to continue at E4 North and W9.

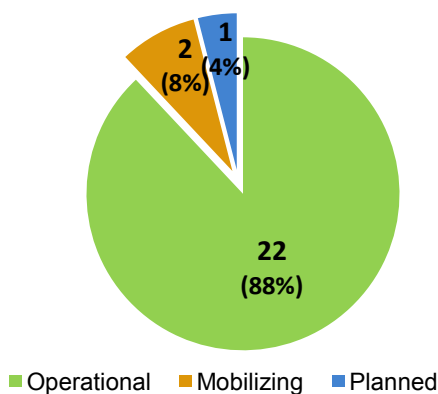
## Near-Term Milestones

- Forecast completion of first mile of berm approximately 3 August.
- Start of W10 berm construction forecast to begin 11 August.

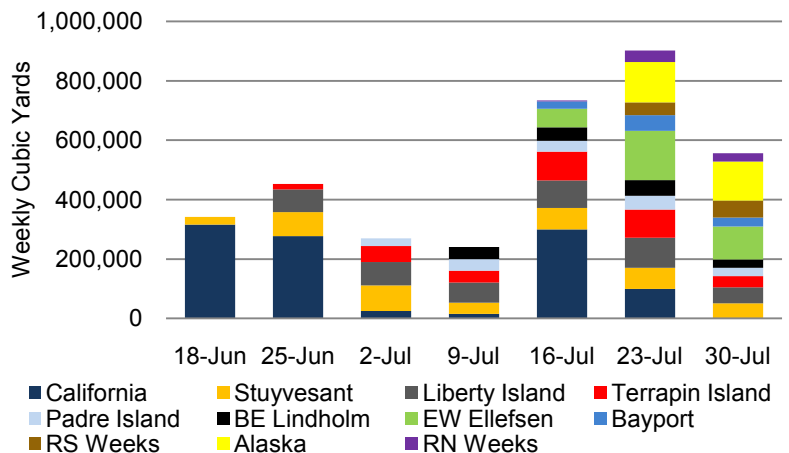
## Potential Schedule Variability Items

- Final permit requirements, third party agency requirements.
- Equipment rotation, uptime maximization and timely remaining operations.
- Additional permit conditions to refill borrow area 6A by early August.

**Fleet Mix**  
(total vessel count)



**All Dredges Weekly Volume**



## Barrier Berm Project 139551 – Cumulative Information


### Inception to Date (ITD) Volume

Vessel	Handled - ITD (cy)	Hopper Loads - ITD
Cutter California	1,034,276	
Cutter EW Ellefsen	338,245	
Cutter RS Weeks	101,047	
Cutter Alaska	267,443	
Hopper Stuyvesant	424,327	66
Hopper Liberty Island	469,966	108
Hopper Terrapin Island	342,159	102
Hopper Padre Island	175,693	68
Hopper BE Lindholm	167,185	55
Hopper Bayport	107,814	22
Hopper RN Weeks	69,319	23
<b>Total</b>	<b>3,497,474</b>	<b>444</b>

### Progress by Berm and Borrow Operations

Location	Start	End	Forecast (cy)	Actual (cy)	To Go (cy)	Complete
E3	28-Jul-10	21-Oct-10	3,304,107	0	3,304,107	0.00%
E4	14-Jun-10 A	1-Nov-10	8,345,969	1,301,719	7,044,250	15.60%
W8	21-Aug-10	28-Nov-10	2,802,588	0	2,802,588	0.00%
W9	18-Jul-10 A	27-Aug-10	1,130,870	101,047	1,029,823	8.94%
W10	8-Aug-10	21-Sep-10	1,327,543	0	1,327,543	0.00%
W11	28-Sep-10	1-Nov-10	1,081,702	0	1,081,702	0.00%
Borrow Operations	16-Jun-10 A	18-Oct-10	13,088,593	2,094,708	10,993,885	16.00%
<b>Totals</b>			<b>31,081,372</b>	<b>3,497,474</b>	<b>27,583,898</b>	<b>11.25%</b>

Note: Percent complete of material handled represents only 1 of 3 elements of percent complete for the overall project.



RS Weeks cutter dredge - July 22, 2010



E4 Berm 6A refill – July 27, 2010



E4 Berm Aerial Photo - July 27, 2010



W9 Berm Construction – July 27, 2010