




Barrier Berm Project – Daily Report

Day 43

Document: 139551-PMD-043-S

Date Prepared: July 14, 2010

Prepared by: Shaw's Environmental & Infrastructure Group



E4 Berm Operations – July 13, 2010

Barrier Berm Project 139551 – Daily Information

Yesterday – 13 July

Vessel	Cubic Yards (CY) Handled	Hopper Loads
East		
Cutter California	50,238	n/a
Hopper Liberty Island	17,652	5
Hopper Terrapin Island	13,254	4
Subtotal East	81,144	9
West		
Cutter EW Ellefsen	11,860	n/a
Hopper Stuyvesant	15,920	3
Hopper Padre Island	7,430	3
Hopper BE Lindholm	5,977	2
Hopper Bayport	3,458	1
Subtotal West	44,645	9
Total	125,789	18

Today – 14 July

- California to continue berm placement operations at E4.
- Borrow operations to continue in Mississippi River and at Hewes Point.

Tomorrow – 15 July

- California to continue berm placement operations at E4.
- Borrow operations to continue in Mississippi River and at Hewes Point.

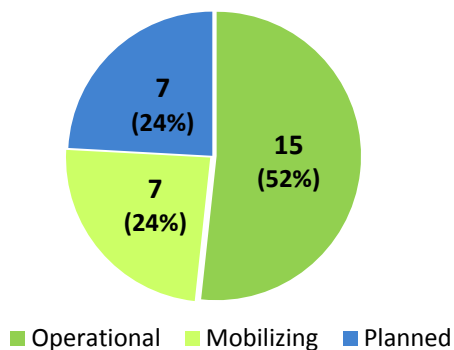
Near-Term Milestones

- Forecast completion of first mile of berm approx. 26 July.
- Start of E4 South berm construction scheduled to begin 15 July.

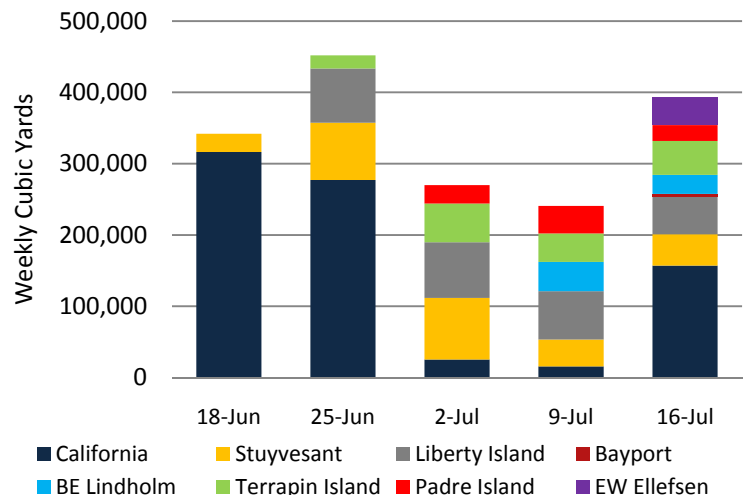
Potential Schedule Variability Items

- Final permit requirements, third party agency requirements.
- Cost and schedule impacts due to weather and operational delays, trend book issuance by July 16, 2010.

Fleet Mix
(total vessel count)



All Dredges Weekly Volume



Barrier Berm Project 139551 – Cumulative Information

Inception to Date (ITD) Volume

Vessel	Handled - ITD (cy)	Hopper Loads - ITD
Cutter California	791,386	
Cutter EW Ellefsen	38,359	
Hopper Stuyvesant	273,831	40
Hopper Liberty Island	274,991	57
Hopper Terrapin Island	160,173	44
Hopper Padre Island	86,599	25
Hopper BE Lindholm	68,018	14
Hopper Bayport	3,458	1
Total	1,696,815	181

Progress by Berm and Borrow Operations

Location	Start	End	Forecast (cy)	Actual (cy)	To Go (cy)	Complete
E3	28-Jul-10	21-Oct-10	3,304,107	0	3,304,107	0.00%
E4	14-Jun-10 A	1-Nov-10	8,345,969	791,386	7,554,583	9.48%
W8	21-Aug-10	28-Nov-10	2,802,588	0	2,802,588	0.00%
W9	21-Jul-10	27-Aug-10	1,130,870	0	1,130,870	0.00%
W10	8-Aug-10	21-Sep-10	1,327,543	0	1,327,543	0.00%
W11	28-Sep-10	1-Nov-10	1,081,702	0	1,081,702	0.00%
Borrow Operations	16-Jun-10 A	18-Oct-10	13,088,593	905,429	12,183,164	6.92%
Totals			31,081,372	1,696,815	29,384,557	5.46%

Note: Percent complete of material handled represents only 1 of 3 elements of percent complete for the overall project.



E4 Berm



E4 Berm



Spider barge



E.W. Ellefsen cutter dredge