

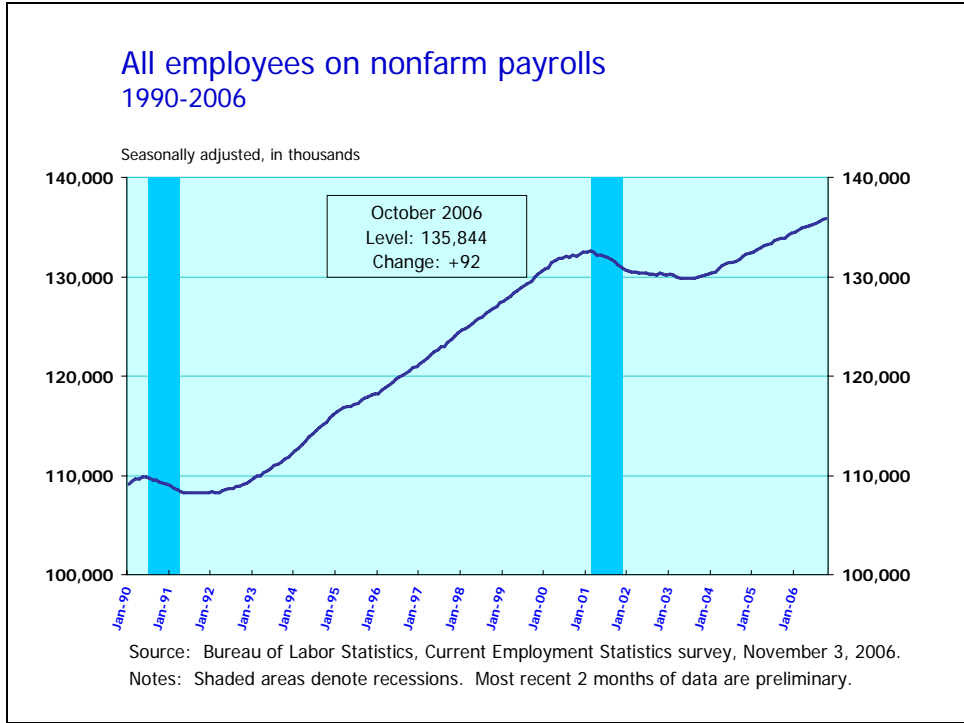


Current Employment Statistics

Highlights

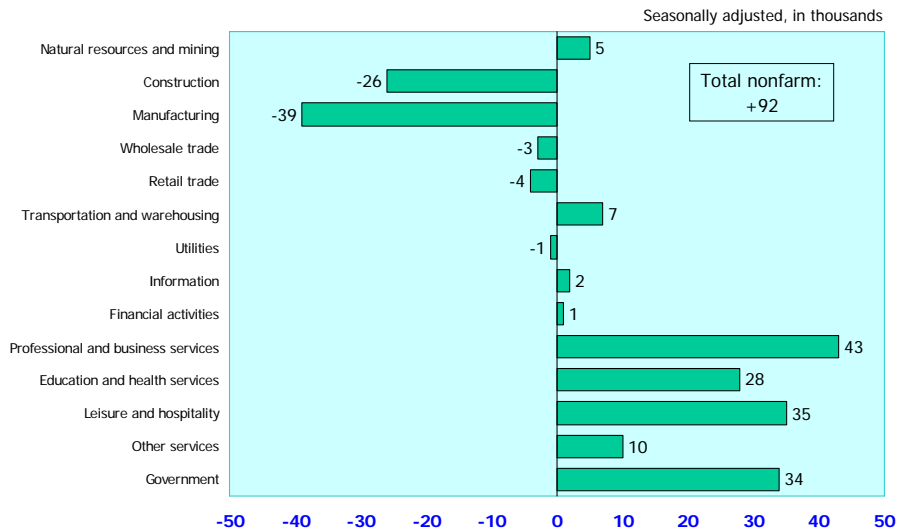
October 2006

Bureau of Labor Statistics
November 3, 2006



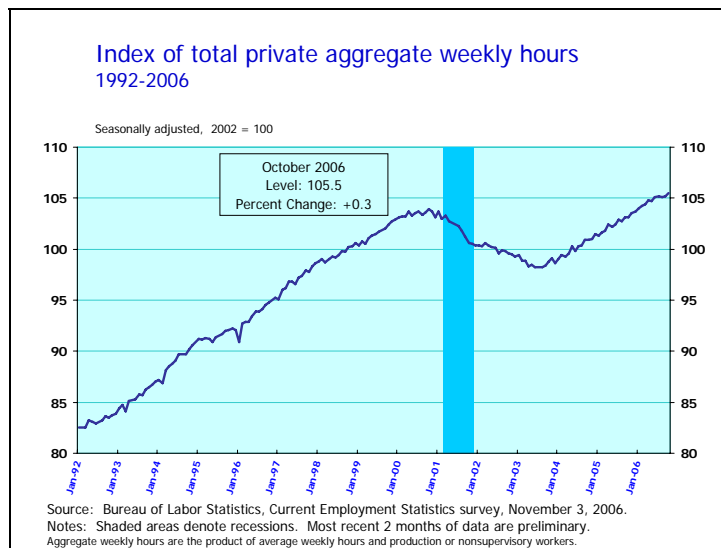
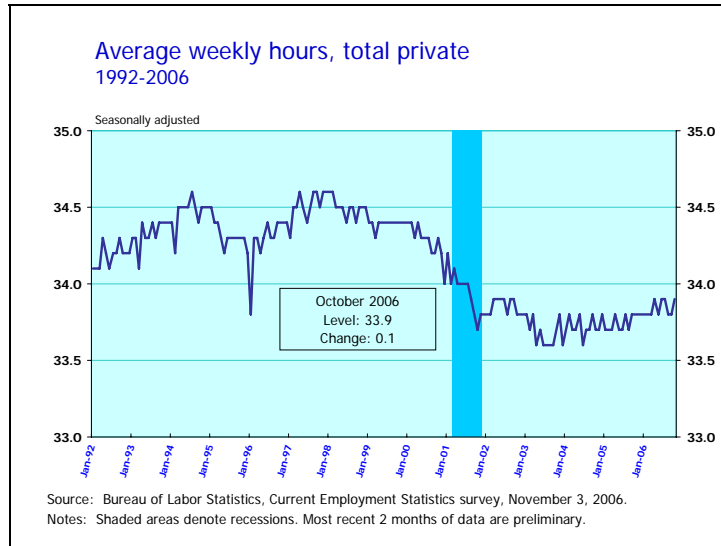
- Nonfarm payroll employment increased by 92,000 in October following gains of 148,000 in September and 230,000 in August, as revised.
- So far this year, growth has averaged 147,000 jobs per month. Six million jobs have been added since the most recent employment trough in August 2003.

Employment in total nonfarm and supersectors Over-the-month change, October 2006

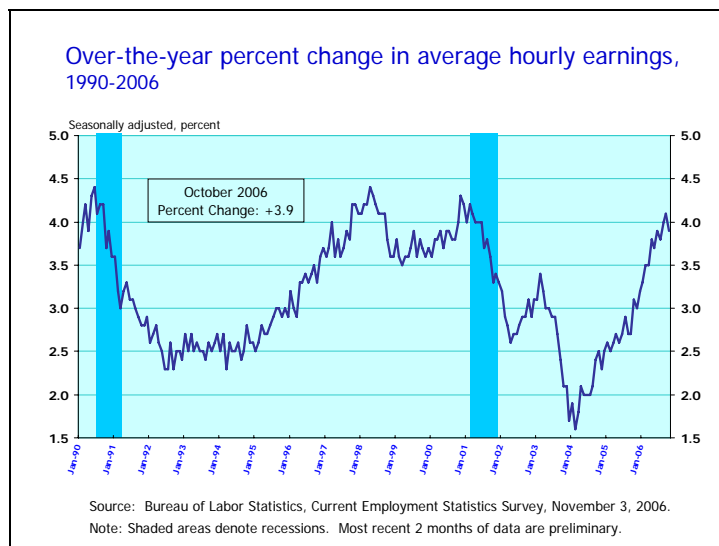
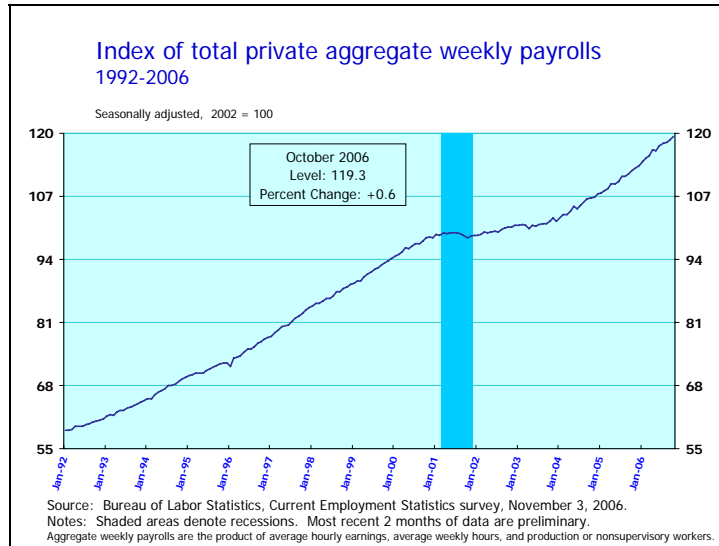


Source: Bureau of Labor Statistics, Current Employment Statistics survey, November 3, 2006.
Note: Data are preliminary.

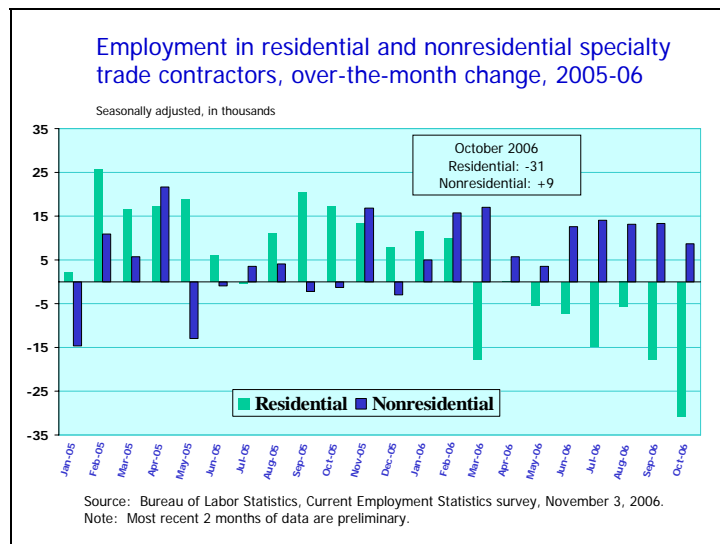
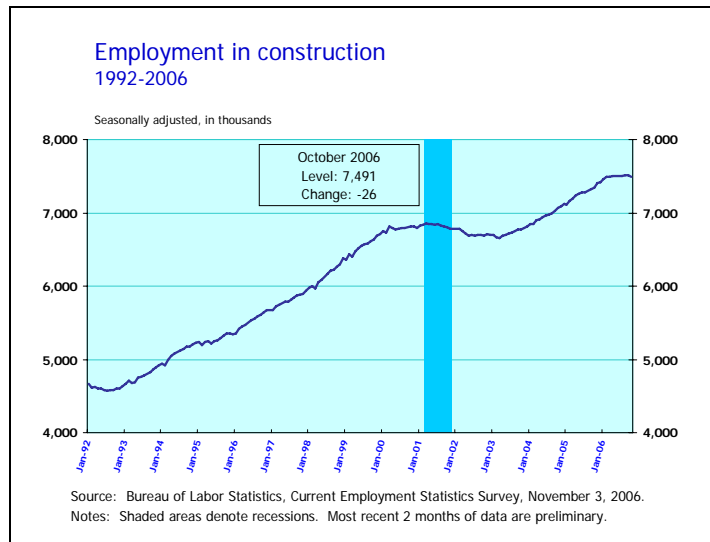
- Professional and business services, leisure and hospitality, government, and education and health services experienced the largest employment increases in October.
- In the goods producing sector, manufacturing and construction reduced employment.



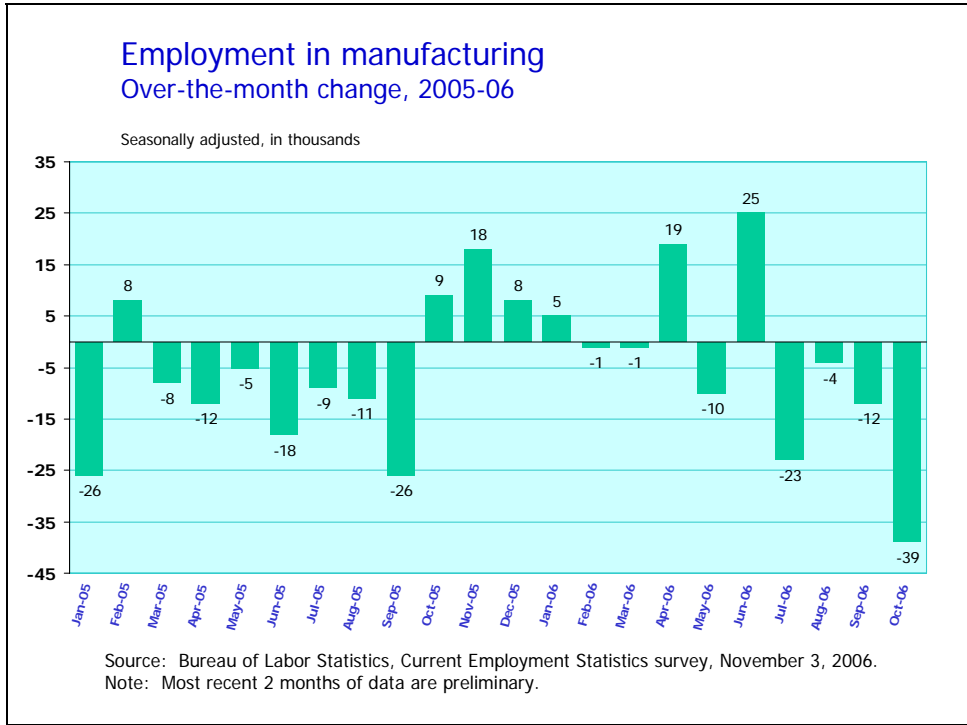
- The average workweek for production and nonsupervisory workers on private nonfarm payrolls ticked up 0.1 hour to 33.9 hours, seasonally adjusted.
- The index of aggregate weekly hours of production and nonsupervisory workers on private nonfarm payrolls rose 0.3 percent in October to 105.5, seasonally adjusted. Over the year, the index has increased 2.3 percent. During the same time span, private payroll employment increased by 1.6 percent.



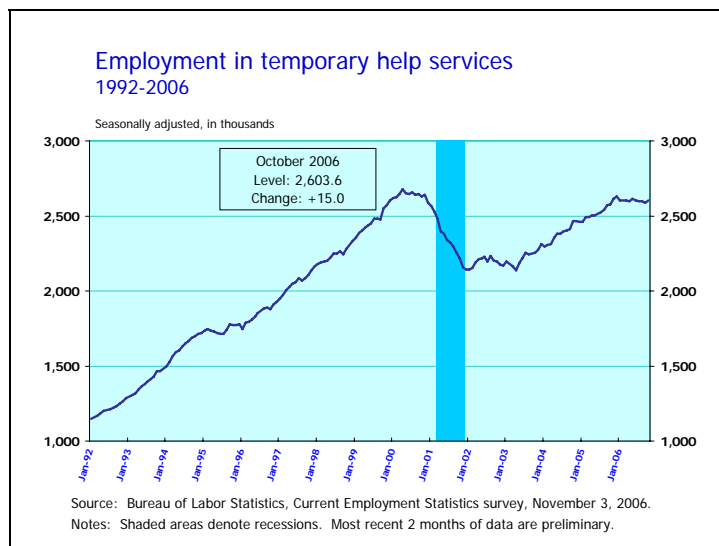
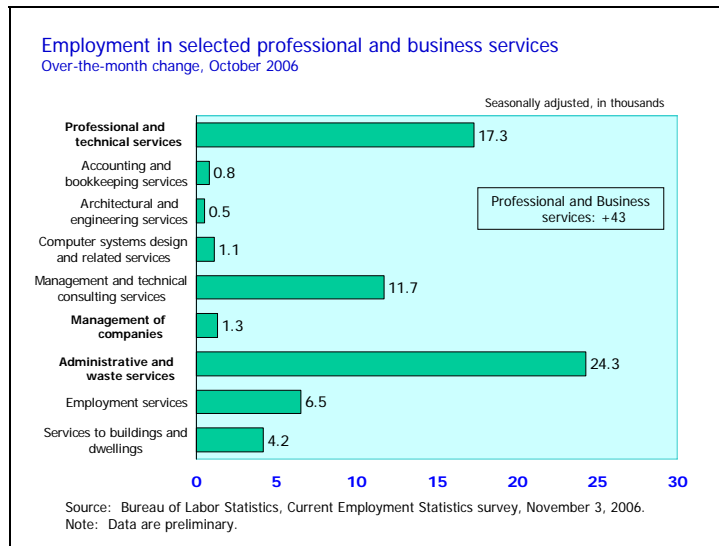
- The index of aggregate weekly payrolls of production and nonsupervisory workers on private nonfarm payrolls rose 0.6 percent in October to 119.3, seasonally adjusted. Over the year, the index has increased 6.2 percent.
- Average hourly earnings of production and nonsupervisory workers rose 6 cents to \$16.91 in October, seasonally adjusted, following an increase of 4 cents in September. Over the year average hourly earnings have risen by 63 cents, an increase of 3.9 percent.



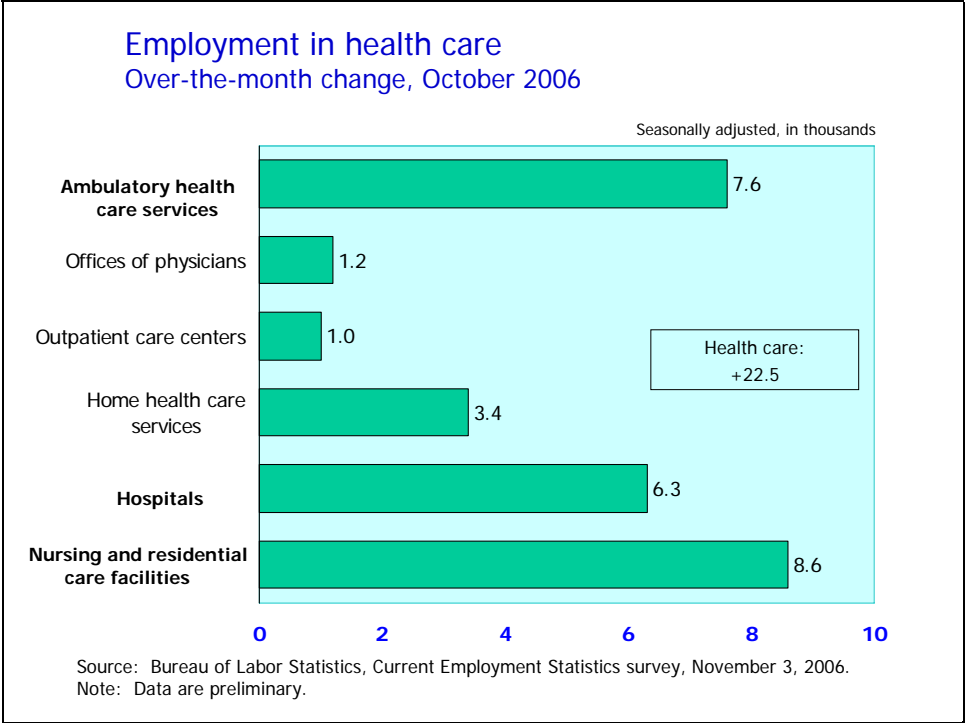
- Construction employment contracted by 26,000 in October -- the largest monthly decline since February of 2003.
- October's decrease offset all of the employment growth experienced in the preceding 7 months.
- Employment in construction of buildings fell by 6,000 in October. Both residential and nonresidential building construction experienced job losses.
- Much of the loss in October occurred within residential specialty trade contractors (-31,000).
- Since reaching a high point in February 2006, residential specialty trade contractors have shed 99,000 jobs. Over the same time period, nonresidential specialty trade contractors have added 88,000.



- Manufacturing continued to see job losses in October, with an employment decline of 39,000. Strikes in the rubber products and aerospace industries account for about one third of this loss.
- Job losses were about evenly split between durable goods and nondurable goods industries.
- Establishments in motor vehicle and parts reduced payrolls by 15,000 jobs over the month. Several assembly plants were shut down, and employment in parts making continued its long-run declining trend.
- Following 2 months of decline, the factory workweek grew by 0.1 hour to 41.2 hours, seasonally adjusted. Manufacturing overtime was unchanged.
- Average hourly earnings grew by 6 cents, the largest earnings gain in a year.



- In October, employment growth in professional and business services amounted to 43,000, above the trend of 35,000 per month for the prior 12-month period. The increase was split between professional and technical services and administrative and waste services.
- Over the year, professional and business services has added by 468,000 jobs, making up over one-fifth of total nonfarm job growth.
- Employment in temporary help services was little changed in October. Since January employment growth in this industry has been relatively flat.



- Health care employment rose by 23,000 jobs, with large increases in nursing and residential care facilities, ambulatory health care services, and hospitals. October's employment change is in line with the average monthly gain this year.
- Over the past 12 months, health care has added 302,000 jobs.

