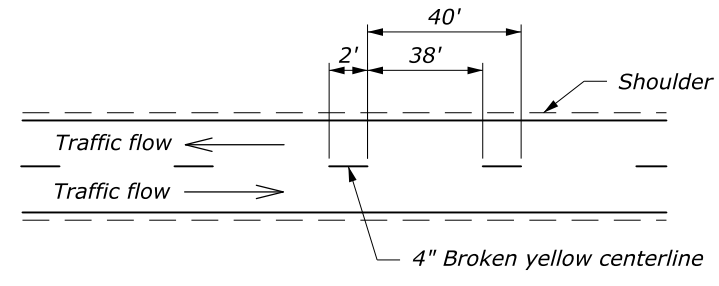
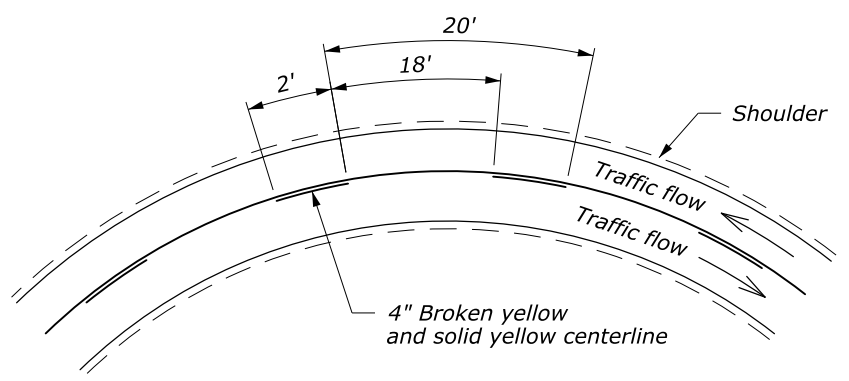


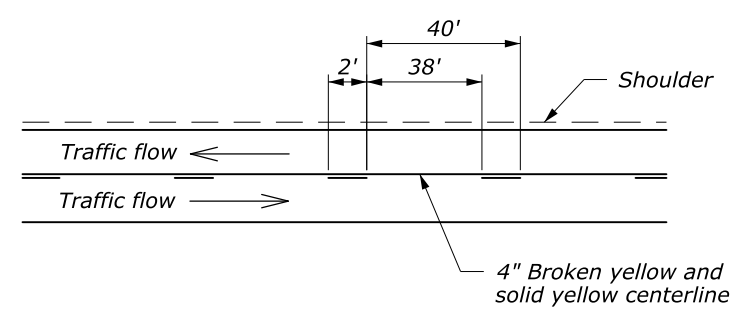
DETAIL A1
*Passing zone both directions
 Two-way traffic*



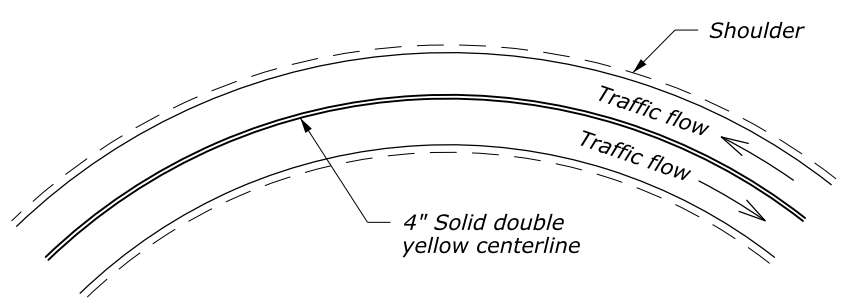
DETAIL B1
*Passing zone both directions
 Two-way traffic*



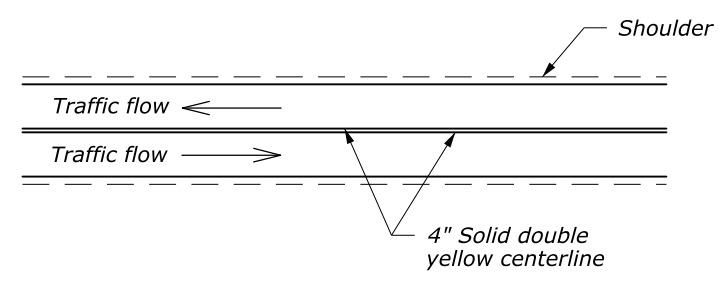
DETAIL A2
*No passing zone one direction
 Two-way traffic*



DETAIL B2
*No Passing zone one direction
 Two-way traffic*



DETAIL A3
*No passing zone both directions
 Two-way traffic*



DETAIL B3
*No Passing zone both directions
 Two-way traffic*

DETAIL A
Curves < 500' Radius

DETAIL B
Tangents or Curves ≥ 500' Radius

NOTE:

1. Use permanent pavement marking layout as designated in the contract to determine no passing zones for each direction of travel.
2. To substitute raised pavement markers for lines, use the following patterns:
 2' broken line: two pavement markers spaced 2' apart allowed by the gap shown based on curvature.
 Single solid line: pavement markers spaced on 10' centers.
 Double solid line: two pavement markers, side by side, spaced on 10' centers.
3. For ADT of greater than 1000 and periods of 3 days or less, Standard 635-3 may be used as an alternate. For ADT of 1000 or less, Standard 635-3 may be used as an alternate for the full 14 day temporary marking period.

NO SCALE

U.S. DEPARTMENT OF TRANSPORTATION FEDERAL HIGHWAY ADMINISTRATION FEDERAL LANDS HIGHWAY	
U.S. CUSTOMARY STANDARD	
TEMPORARY PAVEMENT MARKINGS	
STANDARD APPROVED FOR USE 6/2005	STANDARD
REVISED: DRAFT: 9/2010	635-2

17 September 2010 9:04 AM H:\StanDraw\st63502.dgn [USC]