

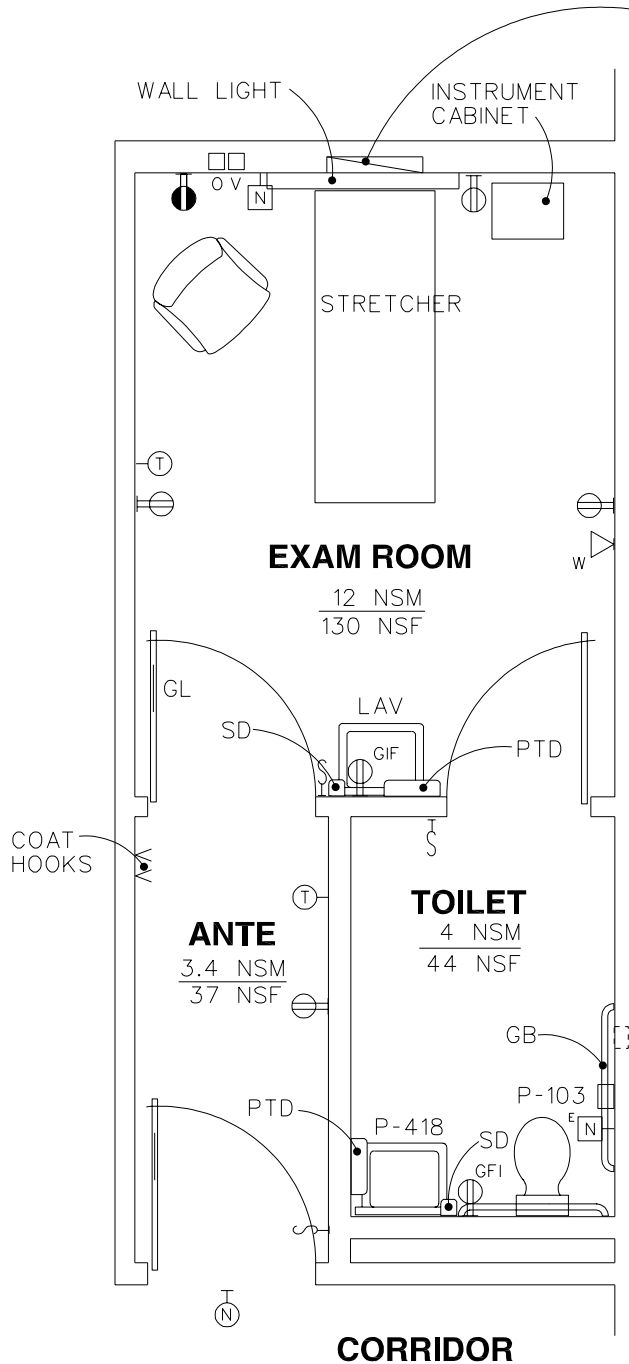
Section 3

**Design Guide Plates
and Data Sheets:
Patient Care Areas**

Guide Plate Series	Plate Number
AFB Isolation Exam Room	
Equipment & Utility Plan	3-1
Reflected Ceiling.....	3-1
Design Standards	3-1
Equipment Guide List	3-1
AFB Isolation Bedroom	
Equipment & Utility Plan	3-2
Reflected Ceiling.....	3-2
Design Standards	3-2
Equipment Guide List	3-2

AFB Isolation Exam Room Equipment & Utility Plan

FIRST DRAFT 4-15-97



EXHAUST DUCT 150mm (6") AFF, FOR ADDITIONAL EXHAUST INFORMATION SEE HVAC DESIGN MANUAL FOR HOSPITAL PROJECTS.

VENTILATION NOTES:

1. PROVIDE CLOSERS ON ALL ISOLATION ROOM DOORS.
2. ANTE ROOM IS DESIRABLE NOT MANDATORY.
3. UNDERCUT 25mm (1") ALL THREE (3) DOORS TO CONTROL AIR TRANSFER.
4. ALL PEREMTER WALLS ARE TO BE FULL HEIGHT. WALLS, CEILINGS & WINDOWS ARE TO BE SEALED AIRTIGHT TO FACILITATE AIR FLOW.
5. THE AIR FLOW IN THE EXAM ROOM CAN BE MONITORED BY VISUALLY OBSERVING THE DIRECTION OF THE AIR FLOW (e.g. USING THE SMOKE TUBE) OR BY MEASURING THE DIFFERENTIAL PRESSURE BETWEEN THE ROOM AND ITS SURROUNDING AREA.

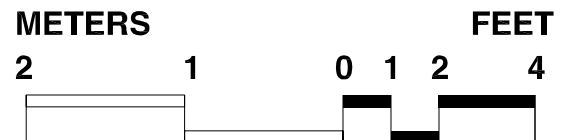
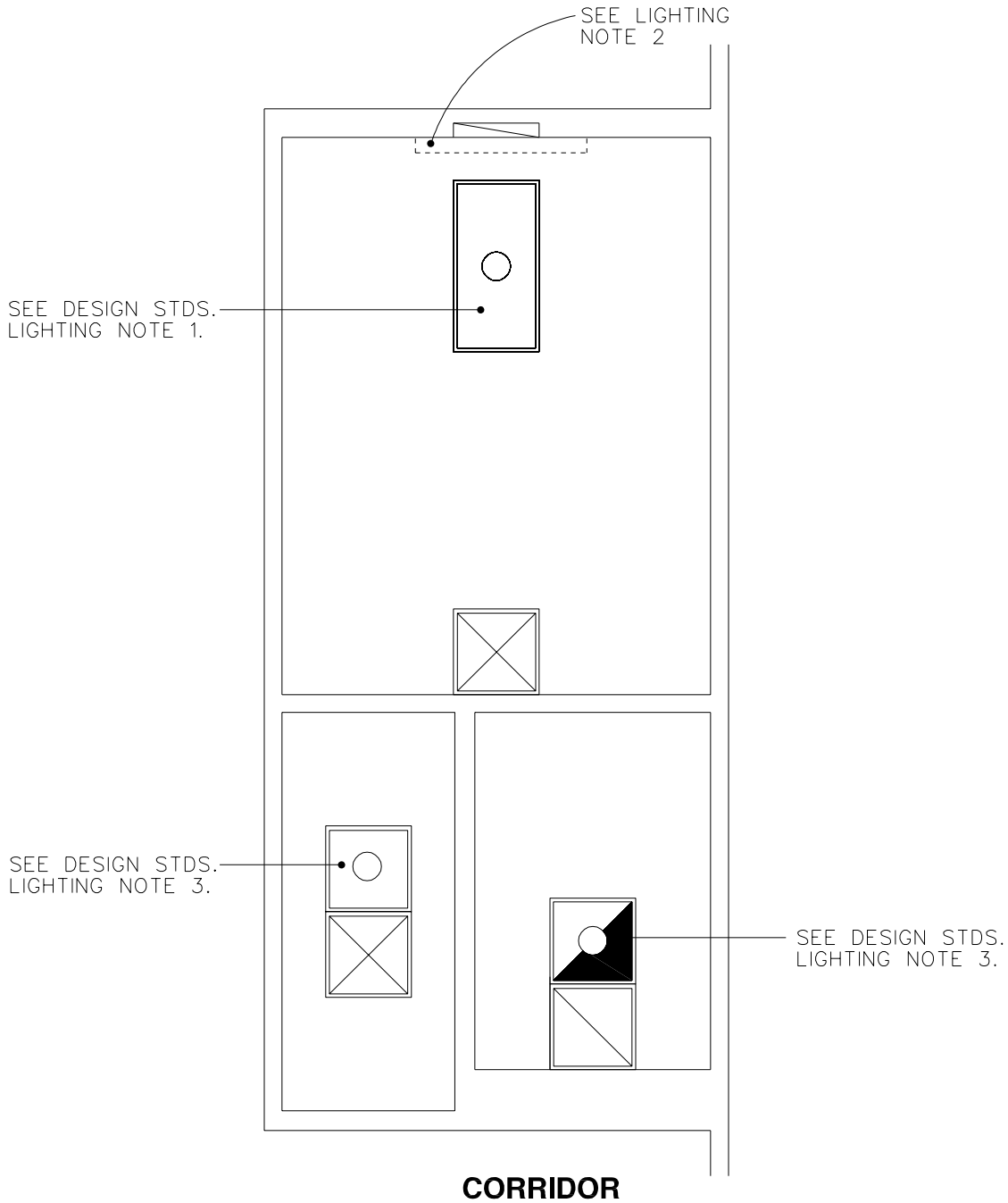
METERS

FEET



AFB Isolation Exam Room Reflected Ceiling Plan

FIRST DRAFT 4-15-97



Design Standards

AFB Isolation Exam Room

ARCHITECTURAL

Ceiling:	Gypsum Wallboard
Ceiling Ht:	2400 mm (8'-0")
Wall Finish:	Ante. Room & Bedroom: Paint Toilet Room: Ceramic Tile
Wainscot:	--
Base:	Bedroom: Resilient Base Toilet Room: Ceramic Tile
Floor Finish:	Bedroom: Vinyl Composition Tile Toilet Room: Ceramic Tile
Slab Depr:	--
Notes:	1. 1500mm (3'-6") wide doors

SPECIAL EQUIPMENT

None

LIGHTING

General:	Ante Room: 60 FC (2.5 W/sf) Toilet Room: 40 FC (1.8 W/sf) Exam room: 30 FC (1.2 W/sf)
Special:	Exam room: 30 FC (1.2 W/sf)
Notes:	1. 600mm x 1200mm (2'x4') recessed fluorescent light fixture, acrylic prismatic lens, W/4-F32T8 lamps, 3500°K, CRI=75 (Min.). 2. 1200mm (4') wall mounted fluorescent bed light fixture, acrylic prismatic lens W/4-F32T8 lamps, 3500°K CRI=75 (Min.) with four (4) position pull cord switch (2 uplights & 2 downlights). 3. 600mm x 600mm (2'x2') recessed fluorescent light fixtures, acrylic prismatic lens W/2-F32T8/U lamps, 3500°K, CRI=75 (Min.) in Ante Room and Toilet.

POWER

General:	1200 W (receptacles)
Emergency:	200 W (receptacles)

COMMUNICATIONS

:	
Radio:	--
Telephone:	Yes
Intercom:	--
Public Address:	--
MATV:	--
Nurse Call:	Yes
Notes:	--

HEATING, VENTILATING AND AIR CONDITIONING

Dry Bulb Temp Cooling:	24°C(76°F)
Dry Bulb Temp Heating:	25°C(78°F)
Minimum % Outside Air:	See Note 1 Below
100% Exhaust Air:	Yes (see note 2)
Noise Criteria:	NC-35
Steam:	--
Relative Humidity/Cooling:	50%
Relative Humidity/Heating:	30%
Minimum Air Changes/Hr.:	12
Room Pressure:	Negative
AC Load Lights:	26W/m ² (2.4 W/sf)
AC Load Equipment:1	22W/m ² (2.0 W/sf)
Number of People:	1
Special Exhaust:	Yes (See Note 2 Below)
Notes:	1. Minimum two (2) air changes per hour but does not need to be provided directly to room. It is normally provided at the air handling unit for the building. 2. 100% exhaust to exterior of the building.

PLUMBING AND MEDICAL GASES

Cold Water:	Yes
Hot Water:	Yes
Laboratory Air:	--
Laboratory Vacuum:	--
Sanitary Drain:	Yes
Medical Air:	--
Medical Vacuum:	Yes
Oxygen:	Yes
Nitrogen Oxide:	--
Nitrogen:	--
Anesthesia Evac:	--

Equipment Guide List

AFB Isolation Exam Room

SYMBOL	QTY	AI	DESCRIPTION
--------	-----	----	-------------

ISOLATION EXAM ROOM

	1	VV	STRETCHER, RECOVERY
	1	VV	CHAIR, STACKING
	1	CC	LIGHT, WALL MOUNTED ABOVE STRETCHER 2130mm (7') ABOVE FLOOR (PG-18-1, MCS 16510)
	1	CC	RECEPTACLE, ELECTRICAL, 120 VOLT, 20 AMP WITH GROUND FAULT INTERRUPTER, ADJACENT TO LAVATORY (PG-18-1, MCS 16140: H-18-3, CS 801-3)
	AR	CC	RECEPTACLE, ELECTRICAL, DUPLEX, 120 VOLT, (PG-18-1, MCS 16140: H-18-3, CS 801-3)
	1	CC	NURSE, CALL STATION, WITH CORRIDOR SIGNAL LIGHT (PG-18-1, MCS 16761)
P-418	1	CC	LAVATORY, SENSOR CONTROL (PG-18-1, MCS 15450; VOL. 3SD380)
	1	VV	CABINET, INSTRUMENT, 760mm W x 405mm D x 1525mm H (30" W x 16" D x 60"H)

TOILET ROOM

P-418	1	CC	LAVATORY, SENSOR CONTROL (PG-18-1, MCS 15450; VOL. 3SD380)
	1	VV	DISPENSER, BI-FOLD PAPER TOWEL, SURFACE MOUNTED
	1	VV	DISPENSER, SOAP, LIQUID, WALL MOUNTED
	1	CC	MIRROR, 600mm x 910mm (24" x 36") OVER LAVATORY (PG-1 8-1, MCS 10800; PG-1 8-4, SO 15)
P-103	1	CC	WATER CLOSET, WALL HUNG (PG-08-1, MCS 15450)
	AR	CC	BAR, GRAB FOR WATER CLOSET (PG-18-1, MCS 10800; PG-18-4,SD 12)
	1	CC	DISPENSER, TOILET TISSUE, DOUBLE ROLL (PG-1 8-1, MCS 10800; PG-18-4, SD 12)
	1	VV	RECEPTACLE, WASTE 330mm (1 3') DIAMETER
	1	CC	RECEPTACLE, ELECTRICAL, 120 VOLT, 20 AMP WITH GROUND FAULT INTERRUPTER, ADJACENT TO LAVATORY (PG-18-1, MCS 16140: H-18-3, CS 801-3)
	1	CC	NURSE CALL, EMERGENCY STATION, WITH CORRIDOR SIGNAL LIGHT, PROVIDE PULL CORD BY WATER CLOSET (PG-18-1, MCS 16761)
	1	CC	RECEPTACLE, WASTE, STEP ON TYPE, APPROX.305 MM(12")DIAMETER

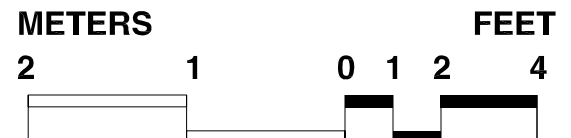
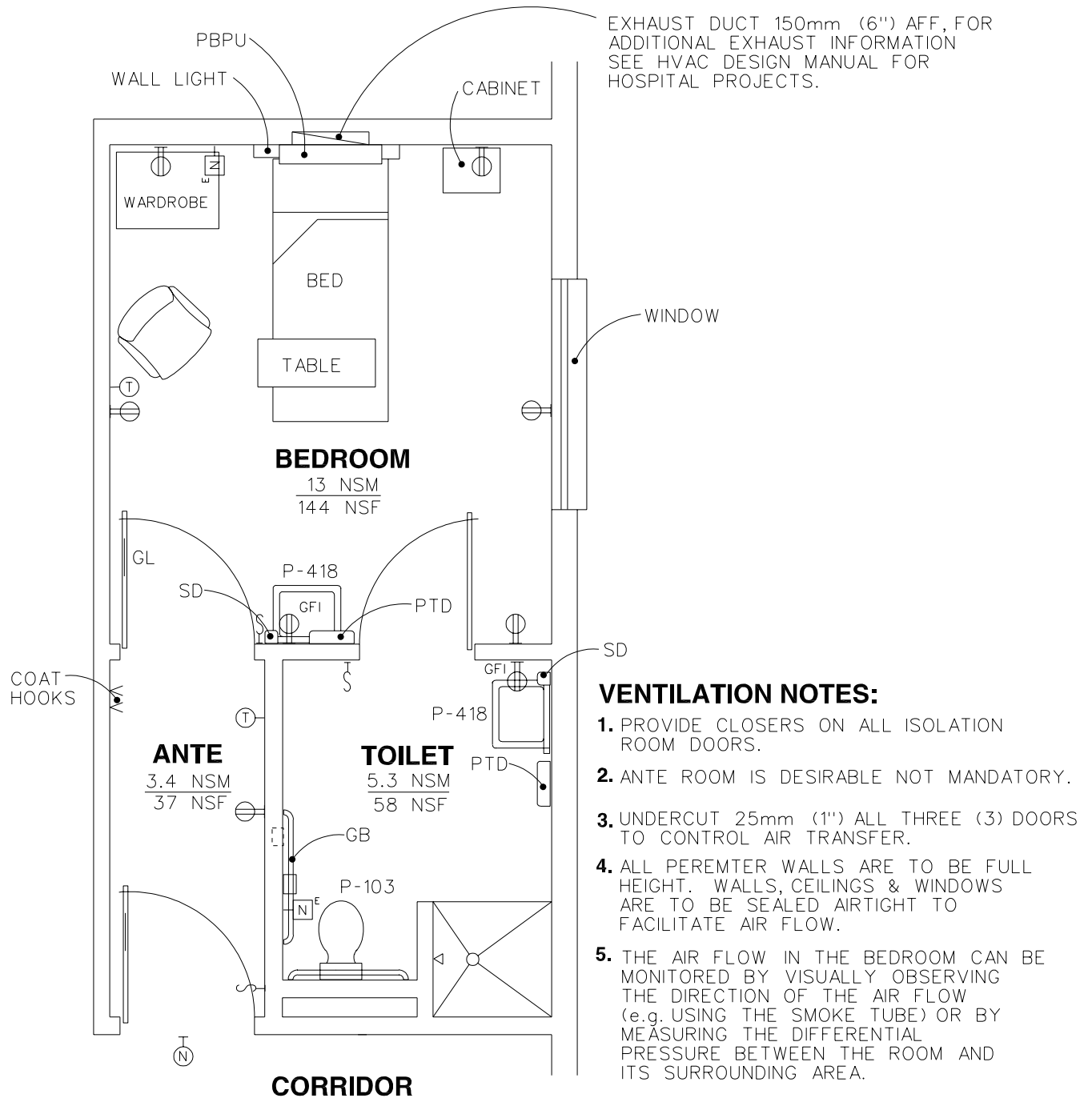
ANTE ROOM

	2	VV	HOOK, COAT, WALL MOUNTED
--	---	----	--------------------------

NOTE: CC DENOTES CONTRACTOR FURNISHED AND INSTALLED CONSTRUCTION FUNDS.
VV DENOTES VETERANS AFFAIRS FURNISHED AND INSTALLED, VHA APPROPRIATION

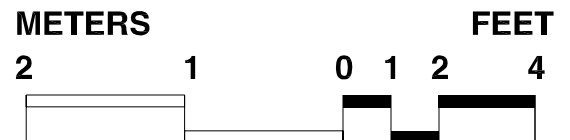
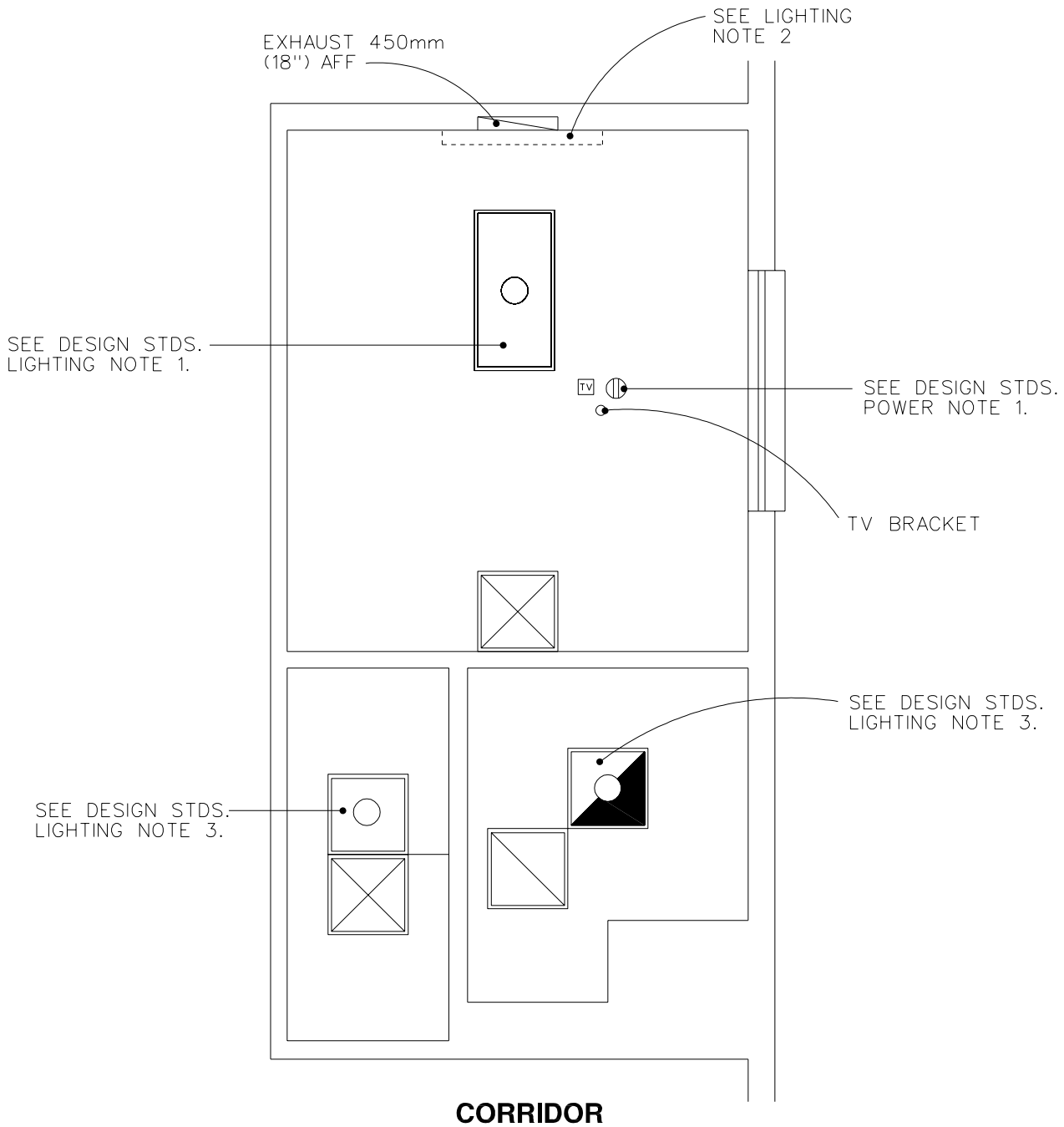
AFB Isolation Bedroom Equipment & Utility Plan

FIRST DRAFT 4-15-97



AFB Isolation Bedroom Reflected Ceiling Plan

FIRST DRAFT 4-15-97



Design Standards

AFB Isolation Bedroom

ARCHITECTURAL

Ceiling:	Gypsum Wallboard
Ceiling Ht:	2400 mm (8'-0")
Wall Finish:	Ante Room & Bedroom: Paint Toilet Room: Ceramic Tile
Wainscot:	--
Base:	Bedroom: Resilient Base Toilet Room: Ceramic Tile
Floor Finish:	Bedroom: Vinyl Composition Tile Toilet Room: Ceramic Tile
Slab Depr:	--
Notes:	1. 1500mm (3'-6") wide doors

SPECIAL EQUIPMENT

None

LIGHTING

General:	Ante Room: 60 FC (2.5 W/sf) Toilet Room: 40 FC (1.8 W/sf) Bedroom: 30 FC (1.2 W/sf)
Special:	Bedroom: 30 FC (1.2 W/sf)
Notes:	1. 600mm x 1200mm (2'x4') recessed fluorescent light fixture, acrylic prismatic lens, W/4-F32T8 lamps, 3500°K, CRI=75 (Min). 2. 1200mm (4') wall mounted fluorescent bed light fixture, acrylic prismatic lens W/4-F32T8 lamps, 3500°K, CRI=75 (Min.) with four (4) position pull cord switch (2 uplights & 2 downlights) 3. 600mm x 600mm (2'x2') recessed fluorescent light fixtures, acrylic prismatic lens W/2-F32T8/U lamps, 3500°K, CRI=75 (Min.) in Ante Room and Toilet.

POWER

General:	1200 W (receptacles)
Emergency:	200 W (receptacles)
Special:	PBPU 600 W (receptacles) Emergency: 400 W (receptacles)
Note	1. Provide ceiling mounted combination power and signal outlet for ceiling mounted TV. Provide conduit to nurse call outlet box in PBPU for remote control of TV.

COMMUNICATIONS

Radio:	--
Telephone:	Yes
Intercom:	--
Public Address:	--
MATV:	Yes
Nurse Call:	Yes
Notes:	--

HEATING, VENTILATING AND AIR CONDITIONING

Dry Bulb Temp Cooling:	24°C(76°F)
Dry Bulb Temp Heating:	25°C(78°F)
Minimum % Outside Air:	Yes (see Note 1)
100% Exhaust Air:	Yes
Noise Criteria:	NC-35
Steam:	--
Relative Humidity/Cooling:	50%
Relative Humidity/Heating:	30%
Minimum Air Changes/Hr.:	12
Room Pressure:	Negative
AC Load Lights:	26W/m ² (2.4 W/sf)
AC Load Equipment:1	22W/m ² (2.0 W/sf)
Number of People:	1
Special Exhaust:	Yes (See Note 2 Below)
Notes:	1. Minimum two (2) air changes per hour but does not need to be provided directly to room. It is normally provided at the air handling unit for the building. 2. 100% exhaust to exterior of the building.

PLUMBING AND MEDICAL GASES

Cold Water:	Yes
Hot Water:	Yes
Laboratory Air:	--
Laboratory Vacuum:	--
Sanitary Drain:	Yes
Medical Air:	--
Medical Vacuum:	Yes
Oxygen:	Yes
Nitrogen Oxide:	--
Nitrogen:	--
Anesthesia Evac:	--

Equipment Guide List

AFB Isolation Bedroom

SYMBOL	QTY	AI	DESCRIPTION
ISOLATION BEDROOM			
	1	VV	BED WITH MATTRESS, HOSPITAL PATIENT, HI-LO 455mm W x 94mm L (42"W x 94"L) WITH 75mm (3") dia. WHEELS AND TRAPEZE BAR
	1	CC	BUMPER GUARD, 50mm (2") DEEP, WALL MOUNTED OFF THE FLOOR BEHIND HEAD OF BED (AVOID RETURN AIR GRILL)
	1	VV	TABLE, OVER BED, ADJUSTABLE HEIGHT 840mm W x 355mm D (33"W x 14"D) ON CASTERS
	1	VV	CABINET, BEDSIDE, PORTABLE 500mm W x 405mm D x 870mm H (20"W x 16"D x 34 ½"H)
	1	VV	CHAIR, STACKING
	1	CC	WARDROBE LOCKER, PATIENT, WITH PUSH BUTTON SECURITY LOCK 915mm W x 650mm D x 1990mm H (36"W x 25 ½ "D x 78"H)(TOP SHELF FOR PILLOW AND BLANKET STORAGE) WALL MOUNTED (PB-18-4)
	1	CC	OUTLET, MASTER TELEVISION ANTENNA (PG-18-1, MCS 16781, H-18-3, CS 864 1)
	1	CC	BRACKET FOR TELEVISION RECEIVER, CEILING MOUNTED AT FOOT OF PATIENT BED (PG-18-1 MCS167811)
	1	VV	RECEIVER, TELEVISION, FULL SIZE
	1	CC	RECEPTACLE, ELECTRICAL, CEILING MOUNTED, 120 VOLT, 20 AMP FOR CEILING MOUNTED TELEVISION
	1	CC	LIGHT, BED (ON WALL OVER BED 2130mm (7') ABOVE FLOOR (PG-18-1, MCS 16510)
	AR	CC	RECEPTACLE, ELECTRICAL, 120 VOLT, 20 AMP WITH GROUND FAULT INTERRUPTER, ADJACENT TO LAVATORY (PG-18-1, MCS 16140: H-18-3, CS 801-3)
	1	CC	RECEPTACLE, ELECTRICAL, DUPLEX, 120 VOLT, (PG-18-1, MCS 16140: H-18-3, CS 801-3)
	1	CC	NURSE, CALL STATION, WITH CORRIDOR SIGNAL LIGHT (PG-18-1, MCS 16761)
P-418	1	CC	LAVATORY, SENSOR CONTROL (PG-18-1, MCS 15450; VOL. 3SD380)
	1	CC	PREFABRICATED BEDSIDE PATIENT UNIT (PBPU) STYLE A1 , (PG-18-1, MCS 16685)

Equipment Guide List AFB Isolation Bedroom (cont.)

SYMBOL	QTY	AI	DESCRIPTION
PATIENT TOILET/SHOWER ROOM			
P-418	1	CC	LAVATORY, SENSOR CONTROL (PG-18-1, MCS 15450; VOL. 3SD380)
	1	CC	MIRROR, WHEELCHAIR 610mm x 914mm (24" x 36') OVER LAVATORY (PG-18-1, MCS 10800; PG-1 8-4, SD 15)
	1	CC	LIGHT, OVER LAVATORY (PG-18-1, MCS 16510; PG-18-4,SD 919)
	1	CC	SHELF, STAINLESS STEEL, WALL HUNG, 152mm x 457mm (6" x 18") (PG-1 8-1, MCS 10360; PG-18-4, SD 15)
	1	VV	DISPENSER, BI-FOLD PAPER TOWEL, SURFACE MOUNTED
	1	VV	DISPENSER, SOAP, LIQUID, WALL MOUNTED
P-103	1	CC	WATER CLOSET, WALL HUNG (PG-18-1, MCS 15450)
	AR	CC	BAR, GRAB FOR WATER CLOSET (PG-18-1, MCS 10800; PG-18-4,SD 12)
	1	CC	DISPENSER, TOILET TISSUE, DOUBLE ROLL (PG-1 8-1, MCS 10800; PG-18-4, SD 12)
P-701	1	CC	SHOWER, BATH FIXTURE, DETACHABLE, WALL MOUNTED, CONCEALED SUPPLIES (PG-18-1, MCS 15450 PG-18-4,SD 13 & 382)
	1	CC	STALL, SHOWER, 910mm x 910mm (36" x 36") (PG-18-1, MCS 10170; PG-18-4, SD 13)
	1	CC	ROD, FOR SHOWER CURTAIN (PG-18-1, MCS 10800; PG-18-4,SD 14)
	1	VV	CURTAIN, SHOWER
	AR	CC	BAR, GRAB FOR SHOWER (PG-18-1, MCS 10800; PG-18-4,SD 13, 13.1)
	1	CC	DISH, SOAP, RECESSED (PG-18-1, MCS 10800)
	1	CC	BAR, TOWEL (PG-18-1, MCS 10800)
	2	CC	HOOK, CLOTHES (PG-18-1, MCS 10800)
	1	VV	RECEPTACLE, WASTE 330mm (1 3') DIAMETER
	1	CC	RECEPTACLE, ELECTRICAL, 120 VOLT, 20 AMP WITH GROUND FAULT INTERRUPTER, ADJACENT TO LAVATORY (PG-18-1, MCS 16140: H-18-3, CS 801-3)
	1	CC	NURSE CALL, EMERGENCY STATION, WITH CORRIDOR SIGNAL LIGHT, PROVIDE PULL CORD BY WATER CLOSET (PG-18-1, MCS 16761)
	1	VV	RECEPTACLE, WASTE, STEP ON TYPE, APPROX.,305 MM (12") DIAMETER
	ANTE ROOM		
	2	VV	HOOK, COAT, WALL MOUNTED

NOTE: CC DENOTES CONTRACTOR FURNISHED AND INSTALLED, CONSTRUCTION FUNDS
VV DENOTES VETERANS AFFAIRS FURNISHED AND INSTALLED, VHA APPROPRIATION