

PRIMER SERIES

April 1997



T u b e r c u l o s i s ( T B )  
V A D E S I G N G U I D E

---

*Veterans Health Administration Washington, DC 20420*

**First Draft**

# **VA DESIGN GUIDE**

## Tuberculosis Primer

DRAFT

DEPARTMENT OF VETERANS  
AFFAIRS VETERANS HEALTH  
ADMINISTRATION FACILITIES  
MANAGEMENT OFFICE

## Foreword

The material contained in the Tuberculosis Primer is the culmination of a partnering effort by the Department of Veterans Affairs Veterans Health Administration, and the Facilities Quality Office. The goal of the Primer is to simplify the design process and to ensure the quality of VA facilities while controlling construction and operating costs.

This document is intended to be used as a guide and to supplement current technical manuals and other VA criteria in planning for the prevention of the spread of Tuberculosis. The Design Guide is not to be used as a standard design and use of the Design Guide does not preclude the need for a functional and physical design program for each specific project. It is the project Architects and Engineers responsibility to develop a complete and accurate project design that best meets the users needs and applicable code requirements.

---

Lloyd H. Siegel, FAIA  
Director, Facilities Quality Office

## Contents

### Section 1 Foreword, Acknowledgments, Abbreviations, and Legend Symbols

Introduction .....	1-1
Acknowledgments .....	1-2
Abbreviations.....	1-3
Legend of Symbols.....	1-4

### Section 2 Narrative

Treatment of TB .....	2-1
-----------------------	-----

### Section 3 Design Guide Plates and Design Standards: Patient Care Areas

AFB Isolation Exam Room	
Equipment & Utility Plan.....	3-1
Reflected Ceiling.....	3-1
Design Standards .....	3-1
Equipment Guide List.....	3-1
AFB Isolation Bedroom	
Equipment & Utility Plan.....	3-2
Reflected Ceiling.....	3-2
Design Standards .....	3-2
Equipment Guide List.....	3-2

### Section 4 Enclosures

Program & Facility Guidance for TB.....	4-1
Standard Technical Summaries .....	4-2

**Section 1**

**Introduction,  
Acknowledgments,  
Abbreviations  
Legend of Symbols**

	Page
Introduction .....	1-1
Acknowledgments .....	1-2
Abbreviations .....	1-3
Legend of Symbols.....	1-4

## Introduction

The Tuberculosis Design Guide Primer is intended to be a graphic consolidation of existing Department of Veterans Affairs standards and criteria. It contains data from the following sources:

- Master Construction Specifications PG-18-1
  - Construction Standards H-18-3
  - Standard Details PG-18-4
  - Equipment Guide List PG-7610
  - List of Equipment symbols PG-18-6
  - Space Planning Criteria PG-7610
  - Barrier-Free Design Handbook H-18-13
  - Room Finish and Door Hardware Schedule PG-18-14
  - Various Technical Criteria (Design Manuals) pertaining to Architectural, HVAC, Plumbing, and Electrical.
- Ambulatory Care Program Division
- Surgery Program Division

The Design Guide refers to the above mentioned sources when data is either too detailed or too broad to be included in this guide.

The Design Guide for Tuberculosis Design Guide Primer was developed as a design tool to assist the medical center staff and the contracting officers in better understanding the choices that designers ask them to make, and to help designers understand the functional requirements necessary for a proper approach towards addressing Tuberculosis (TB) within our VA facilities.

The Guide Plate contained in the Tuberculosis Design Guide Primer is intended as illustrations of VA's furniture, equipment and personnel space needs. It is not meant to limit design opportunities.

This Design Guide Primer is not intended to be project-specific. It is important to note that the guide plate contained in this TB Primer is a generic graphic representation only.

Equipment manufacturers should be consulted for actual dimensions and utility requirements. Use of this Design Guide Primer does not supersede the project architect's and engineers' responsibilities to develop a complete and accurate design that meets the user's needs and the appropriate code requirements.

## Acknowledgments

Credit is due to the following individuals whose guidance, advice, and effort made this publication possible:

### FACILITIES MANAGEMENT OFFICE

C.V. Yarbrough	Chief Facilities Management Officer
Robert L. Neary, Jr.	Deputy Chief Facilities Management Officer
Lloyd H. Siegel, FAIA	Director, Facilities Quality Office
Leo A. Phelan, AIA	Director, Standards Service
Mark G. Hall	Design Guide Developer, Architect
William J. Leahy	Architect
Wesley C. Wheeler Jr.	Architect
Frances C. Wells	Secretary
Satish Sehgal	Mechanical Engineer
Jeff Stepowski	Consulting Support Office
Dan Colagrande	Consulting Support Office
Richard A. Mc Crone	Chief Network Office

### Enclosure 1

VHA TB Planning Group	Gary Roselle, MD Chair
-----------------------	---------------------------

















## Abbreviations

AFB	Acid Fast Bacilli	OSD	Open Site Drain
A	Amperes	PBPU	Patient Bedside Power Unit
AC/HR	Air Changes per Hour	PCP	Portland Cement Plaster
ADA	Americans with Disabilities Act	PH	Phase
AFF	Above Finished Floor	PL	Plaster
AI	Acquisition and Installation	PREP	Preparation
A&MM	Acquisitions and Material Management	PSIG	Pounds per Square Inch Gauge
AR	As Required	PT	Paper Towel Dispenser
AT	Acoustical Ceiling Tile	QT	Quarry Tile
C	Degrees Celsius	RB	Resilient Base
CC	Contractor Furnished and Installed, Construction Funds	SC	Special Coating (High Build Glazed Coating)
CF	Construction Funds, VA Furnished, Installed by VA or Contractor	SD	Standard Detail / Soap Dispenser
CFM	Cubic Feet per Minute	SF	Square Feet, Square Foot
CLG	Ceiling	S/KI	Suspected or Known Infectious TB
CMU	Concrete Masonry Unit	SPD	Supply, Processing, and Distribution
CP	Carpet (without cushion broadloom)	SOPC	Satellite Outpatient Clinic
CS	Construction Standard	SS	Stainless Steel
CT	Ceramic Tile	TELEC	Telecommunications
DISCSW	Disconnect Switch	UFAS	Uniform Federal Accessibility Standards
EASS	Electronic Access Security System	V	Volts
EtO	Ethylene Oxide Gas	VA	Department of Veterans Affairs
EXH	Exhaust	VACO	Veterans Affairs Central Office
F	Degrees Fahrenheit	VAMC	Veterans Affairs Medical Center
FC	Foot-candle	VC	VA Furnished and Contractor Installed -- Medical Care Appropriation for Equipment and Construction Appropriations for Installation
FD	Floor Drain	VCT	Vinyl Composition Tile
FIXT	Fixture	VHA	Veterans Health Administration
FLUOR	Fluorescent	VV	VA Furnished and Installed-VHA Appropriation
FM	Facilities Management Office	W	Watts
GB	Grab Bar	W/sf	Watts per Square Foot
GFI	Ground Fault Interrupter	W/m <sup>2</sup>	Watts per square meter
GWBD	Gypsum Wallboard		
HAC	Housekeeping Aids Closet		
HEPA	High Energy Particulate Air Filter		
HVAC	Heating, Ventilation, and Air Conditioning		
HP	Horsepower		
HR	Hour		
ICU	Intensive Care Unit		
K	Kelvin		
KW	Kilowatt		
LB	Pound/Pounds		
LLTS	Lounge, Lockers, Toilets, and Showers		
MCS	Master Construction Specifications		
MTD	Mounted		
NA	Not Procured with Activation Funds		
NFPA	National Fire Protection Association		
NSF	Net Square Feet		
NSM	Net Square Meters		










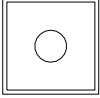

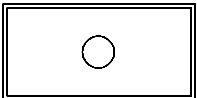
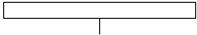

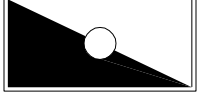



# Legend of Symbols

FIRST DRAFT 4-15-97

System	Description of Symbol	Symbol
<b>Power Receptacles</b>	DUPLEX RECEPTACLE, NEMA 5-20R - 20 AMP - MOUNTED 18" AFF UNLESS OTHERWISE NOTED	
	DUPLEX RECEPTACLE, NEMA 5-20R - 20 AMP - MOUNTED ABOVE COUNTER TOP	
	DUPLEX RECEPTACLE WITH GROUND FAULT INTERRUPTER, NEMA 5-20R - 20 AMP - MOUNTED 18" AFF UNLESS OTHERWISE NOTED	
	DUPLEX RECEPTACLE WITH GROUND FAULT INTERRUPTER, NEMA 5-20R - 20 AMP - MOUNTED ABOVE COUNTER TOP	
	WEATHERPROOF DUPLEX RECEPTACLE WITH GFI, NEMA 5-20R - 20 AMP - MOUNTED 18" AFF UNLESS OTHERWISE NOTED	
	QUADRAPLEX OUTLET, NEMA 5-20R - 20 AMP - MOUNTED 18" AFF OR QUADRAPLEX OUTLET, NEMA 5-20R - 20 AMP - PEDESTAL-MOUNTED	
	QUADRAPLEX OUTLET, NEMA 5-20R - 20 AMP - MOUNTED ABOVE COUNTER TOP	
	QUADRADUPLEX OUTLET WITH GROUND FAULT INTERRUPTER, NEMA 5-20R - 20 AMP - MOUNTED 18" AFF UNLESS OTHERWISE NOTED	
	QUADRADUPLEX OUTLET WITH GROUND FAULT INTERRUPTER, NEMA 5-20R - 20 AMP - MOUNTED ABOVE COUNTER TOP	
	DUPLEX RECEPTACLE, NEMA 5-20R - 20 AMP - EMERGENCY POWER - MOUNTED 18" AFF UNLESS OTHERWISE NOTED	
	QUADRAPLEX RECEPTACLE, NEMA 5-20R - 20 AMP - EMERGENCY POWER	
	SPECIAL RECEPTACLE - TYPE AS NOTED	
	TELEVISION OUTLET - MOUNTED 18" AFF UNLESS OTHERWISE NOTED	
	ELECTRICAL STRIP MOLD - NEMA 5-20R RECEPTACLES AT 2"-0" INTERVALS	
	BATTERY POWERED CLOCK	
CIRCUIT BREAKER		
















# Legend of Symbols (cont.)

FIRST DRAFT 4-15-97

System	Description of Symbol	Symbol
<b>Switches</b>	SINGLE POLE SWITCH	
	SINGLE POLE SWITCH - SUFFIX OF "a", "b", OR "c" INDICATES SEPARATE CONTROL OF FIXTURE(S) WITH SAME DESIGNATION	
	DIMMER SWITCH	
	THREE-WAY SWITCH	
	DOOR SWITCH	
	FUSED OR UNFUSED DISCONNECT SWITCH	
	EMERGENCY POWER OFF (EPO) PUSH BUTTON	
<b>Lighting</b>	2' x 2' FLUORESCENT FIXTURE	
	1' x 4' FLUORESCENT FIXTURE	
	2' x 4' FLUORESCENT FIXTURE	
	WALL-MOUNTED FLUORESCENT FIXTURE	
	2' x 2' FLUORESCENT FIXTURE - EMERGENCY POWER	
	2' x 4' FLUORESCENT FIXTURE - EMERGENCY POWER	
	WALL-MOUNTED FLUORESCENT FIXTURE - EMERGENCY POWER	
	WALL MOUNTED LIGHT FIXTURE - TYPE AS NOTED	
	LIGHT FIXTURE - TYPE AS NOTED	

# Legend of Symbols (cont.)

FIRST DRAFT 4-15-97

System	Description of Symbol	Symbol
<b>Communi- cations</b>	TELEPHONE OUTLET - MOUNTED 18" AFF UNLESS OTHERWISE NOTED	
	WALL-MOUNTED TELEPHONE OUTLET - MOUNTED 48" AFF UNLESS OTHERWISE NOTED	
	COMPUTER TERMINAL OUTLET - VERIFY EXACT NEEDS - PROVIDE SIGNAL OUTLET AS REQ'D	
	SPEAKER - CEILING-MOUNTED	
	INTERCOM OUTLET	
	NURSE CALL DOME LIGHT - CEILING-MOUNTED	
	NURSE CALL DOME LIGHT - WALL-MOUNTED	
	NURSE CALL DUTY STATION	
	EMERGENCY NURSE CALL STATION	
	NURSE CALL STAFF STATION	
	VOLUME CONTROL - WALL MOUNTED	
	<b>Sp. Outlets</b>	JUNCTION BOX - PURPOSE AND LOCATION AS NOTED
<b>Mechanical</b>	SUPPLY AIR DIFFUSER	
	RETURN OR EXHAUST AIR REGISTER OR GRILLE	
	ROOM THERMOSTAT	
<b>Plumbing</b>	COMBINATION FAUCET HOSE BIBB	
	MEDICAL GAS OUTLET	