

11 November 1995
— Revised March 1997

Pharmacy Service VA Design Guide



Final Draft

Department of Veterans Affairs
Veterans Health Administration
Office of Facilities Management
Facilities Quality Office
Standards Service
202•565•6775

**VA DESIGN GUIDE
PHARMACY
SERVICE**

FINAL DRAFT

DEPARTMENT OF VETERANS
AFFAIRS VETERANS HEALTH
ADMINISTRATION FACILITIES
MANAGEMENT OFFICE

Foreword

The material contained in the Pharmacy Design Guide is the culmination of a partnering effort by the Department of Veterans Affairs Pharmacy Service, the Department of Veterans Affairs Veterans Health Administration, and the Facilities Quality Office. The goal of the Design Guide is to simplify the design process and to ensure the quality of VA facilities while controlling construction and operating costs.

This document is intended to be used as a guide and to supplement current technical manuals and other VA criteria in planning inpatient and outpatient pharmacies. The Design Guide is not to be used as a standard design and use of the Design Guide does not preclude the need for a functional and physical design program for each specific project. It is the project Architects and Engineers responsibility to develop a complete and accurate project design that best meets the users needs and applicable code requirements.

Lloyd H. Siegel, FAIA
Director, Facilities Quality Office

Contents

- Section 1** Introduction, Acknowledgments, Abbreviations, and Legend Symbols
- Section 2** Narrative
- Section 3** Functional Diagrams
- Section 4** Design Guide Plates and Design Standards: Inpatient Pharmacy
- Section 5** Design Guide Plates and Design Standards: Outpatient Pharmacy
- Section 6** Design Guide Plates and Design Standards: Pharmacy Specialized Programs

Section 1

**Introduction,
Acknowledgments,
Abbreviations
Legend of Symbols**

	Page
Introduction	1-1
Acknowledgments	1-2
Abbreviations	1-3
Legend of Symbols	1-4

Introduction

The Pharmacy Service Design Guide is intended to be a graphic consolidation of existing Department of Veterans Affairs standards and criteria. It contains data from the following sources:

- Master Construction Specifications PG-18-1
- Construction Standards H-18-3
- Standard Details PG-18-4
- Equipment Guide List PG-7610
- List of Equipment symbols PG-18-6
- Space Planning Criteria PG-7610
- Barrier-Free Design Handbook H-18-13
- Room Finish and Door Hardware Schedule PG-18-14
- Various Technical Criteria (Design Manuals) pertaining to Architectural, HVAC, Plumbing, and Electrical.
- Consensus information from various VA medical centers.
- Ambulatory Care Program Division

The Design Guide refers to the above mentioned sources when data is either too detailed or too broad to be included in this guide.

The Design Guide for Pharmacy Service was developed as a design tool to assist the medical center staff and the contracting officers in better understanding the choices that designers ask them to make, and to help designers understand the functional requirements necessary for proper operation of Inpatient and Outpatient Pharmacy Services.

The Guide Plates contained in the Pharmacy Service Design guide are intended as illustrations of VA's furniture, equipment and personnel space needs. They are not meant to limit design opportunities.

This Design Guide is not intended to be project-specific. While it does contain the vast majority of spaces required in Pharmacy Services, it is not possible to foresee all future requirements. The project-specific space program is the basis for an individual project design. It is important to note that the guide plates are a generic graphic representation only.

Equipment manufacturers should be consulted for actual dimensions and utility requirements. Use of this Design Guide does not supersede the project architect's and engineers' responsibilities to develop a complete and accurate design that meets the user's needs and the appropriate code requirements.

Acknowledgments

Credit is due to the following individuals whose guidance, advice, and effort made this publication possible:

FACILITIES MANAGEMENT OFFICE

C.V. Yarbrough	Chief Facilities Management Officer
Robert L. Neary, Jr.	Deputy Chief Facilities Management Officer
Lloyd H. Siegel, FAIA	Director, Facilities Quality Office
Leo A. Phelan, AIA	Director, Standards Service
Mark G. Hall	Design Guide Developer, Architect
William J. Leahy	Architect
Wesley C. Wheeler Jr.	Architect
Jennifer S. Webb	Intern Architect
Sheila C. Jackman	Secretary
Frances C. Wells	Secretary
Satish Sehgal	Mechanical Engineer
E.T. Minter	Plumbing & Sanitary Engineer

PHARMACY SERVICE PROGRAM DIVISION

Mr. John E. Ogden	Director, Director for Pharmacy Service
Ms. Louise R. Rodriguez	Chief, Clinical Pharmacy/Quality Management
Mr. Andrew Muniz	Chief, Field Operations
Dr. Jeff Ramirez	Chief, Management and Clinical Information Systems
Dr. Gabriel Manasse	DAD Chief Medical Director (Acting)
Dr. David H. Law	Associate Deputy Chief Medical Director for Clinical Programs

PRIVATE SECTOR CONSULTANTS

Kevin Carter	Smith Hinchman & Grylls
--------------	-------------------------

CRITERIA, POST OCCUPANCY EVALUATION AND PLANNING SUPPORT SERVICE

















Fred Amthor	Chief, Criteria Division
John Sibenik	Criteria Division
Frank Kernan	Chief, Planning Support Division
Al Wong	Equipment Criteria

Abbreviations

A	Amperes	PL	Plaster
AC/HR	Air Changes per Hour	PREP	Preparation
ADA	Americans with Disabilities Act	PSIG	Pounds per Square Inch Gauge
AFF	Above Finished Floor	QT	Quarry Tile
AI	Acquisition and Installation	RB	Resilient Base
A&MM	Acquisitions and Material Management	SC	Special Coating (High Build Glazed Coating)
AR	As Required	SD	Standard Detail
AT	Acoustical Ceiling Tile	SF	Square Feet, Square Foot
C	Degrees Celsius	SPD	Supply, Processing, and Distribution
CC	Contractor Furnished and Installed, Construction Funds	SOPC	Satellite Outpatient Clinic
CF	Construction Funds, VA Furnished, Installed by VA or Contractor	SS	Stainless Steel
CFM	Cubic Feet per Minute	TELEC	Telecommunications
CLG	Ceiling	UFAS	Uniform Federal Accessibility Standards
CMU	Concrete Masonry Unit	V	Volts
CP	Carpet (without cushion broadloom)	VA	Department of Veterans Affairs
CS	Construction Standard	VACO	Veterans Affairs Central Office
CT	Ceramic Tile	VAMC	Veterans Affairs Medical Center
DISCSW	Disconnect Switch	VC	VA Furnished and Contractor Installed -- Medical Care Appropriation for Equipment and Construction Appropriations for Installation
EASS	Electronic Access Security System	VCT	Vinyl Composition Tile
EtO	Ethylene Oxide Gas	VHA	Veterans Health Administration
EXH	Exhaust	VV	VA Furnished and Installed-VHA Appropriation
F	Degrees Fahrenheit	W	Watts
FC	Foot-candle	W/SF	Watts per Square Feet
FD	Floor Drain	W/SM	Watts per square meter
FIXT	Fixture	W/m ²	Watts per square meter
FLUOR	Fluorescent		
FM	Facilities Management Office		
GFI	Ground Fault Interrupter		
GWBD	Gypsum Wallboard		
HAC	Housekeeping Aids Closet		
HVAC	Heating, Ventilation, and Air Conditioning		
HP	Horsepower		
HR	Hour		
ICU	Intensive Care Unit		
K	Kelvin		
KW	Kilowatt		
LB	Pound/Pounds		
LLTS	Lounge, Lockers, Toilets, and Showers		
MCS	Master Construction Specifications		
MTD	Mounted		
NA	Not Procured with Activation Funds		
NFPA	National Fire Protection Association		
NSF	Net Square Feet		
NSM	Net Square Meters		
OSD	Open Site Drain		
PCP	Portland Cement Plaster		
PH	Phase		

Legend of Symbols

FINAL DRAFT 11-30-95
REVISED MARCH 1997

















System	Description of Symbol	Gr. Symbol
Power Receptacles	DUPLEX RECEPTACLE, NEMA 5-20R - 20 AMP - MOUNTED 450MM (18") AFF UNLESS OTHERWISE NOTED	
	DUPLEX RECEPTACLE, NEMA 5-20R - 20 AMP - MOUNTED ABOVE COUNTER TOP	
	DUPLEX RECEPTACLE WITH GROUND FAULT INTERRUPTER, NEMA 5-20R - 20 AMP - MOUNTED 450MM (18") AFF UNLESS OTHERWISE NOTED	
	DUPLEX RECEPTACLE WITH GROUND FAULT INTERRUPTER, NEMA 5-20R - 20 AMP - MOUNTED ABOVE COUNTER TOP	
	WEATHERPROOF DUPLEX RECEPTACLE WITH GFI, NEMA 5-20R - 20 AMP - MOUNTED 450MM (18") AFF UNLESS OTHERWISE NOTED	
	QUADRAPLEX OUTLET, NEMA 5-20R - 20 AMP - MOUNTED 450MM (18") AFF OR QUADRAPLEX OUTLET, NEMA 5-20R - 20 AMP - PEDESTAL-MOUNTED	
	QUADRAPLEX OUTLET, NEMA 5-20R - 20 AMP - MOUNTED ABOVE COUNTER TOP	
	QUADRADUPLEX OUTLET WITH GROUND FAULT INTERRUPTER, NEMA 5-20R - 20 AMP - MOUNTED 450MM (18") AFF UNLESS OTHERWISE NOTED	
	QUADRADUPLEX OUTLET WITH GROUND FAULT INTERRUPTER, NEMA 5-20R - 20 AMP - MOUNTED ABOVE COUNTER TOP	
	DUPLEX RECEPTACLE, NEMA 5-20R - 20 AMP - EMERGENCY POWER - MOUNTED 450MM (18") AFF UNLESS OTHERWISE NOTED	
	QUADRAPLEX RECEPTACLE, NEMA 5-20R - 20 AMP - EMERGENCY POWER	
	SPECIAL RECEPTACLE	
	TELEVISION OUTLET	
	ELECTRICAL STRIP MOLD - NEMA 5-20R RECEPTACLES AT 600MM (2'-0") INTERVALS	
	BATTERY POWERED CLOCK	
CIRCUIT BREAKER		

Legend of Symbols (cont.)

System	Description of Symbol	Gr. Symbol
Switches	SINGLE POLE SWITCH	
	SINGLE POLE SWITCH - SUFFIX OF "a", "b", OR "c" INDICATES SEPARATE CONTROL OF FIXTURE(S) WITH SAME DESIGNATION	
	DIMMER SWITCH	
	THREE-WAY SWITCH	
	DOOR SWITCH	
	FUSED OR UNFUSED DISCONNECT SWITCH	
	EMERGENCY POWER OFF (EPO) PUSH BUTTON	
Lighting	600mm x 600mm (2' x 2') FLUORESCENT FIXTURE	
	300mm x 300mm (1' x 4') FLUORESCENT FIXTURE	
	600mm x 1200mm (2' x 4') FLUORESCENT FIXTURE	
	WALL-MOUNTED FLUORESCENT FIXTURE	
	600mm x 1200mm (2' x 2') FLUORESCENT FIXTURE - EMERGENCY POWER	
	600mm x 1200mm (2' x 4') FLUORESCENT FIXTURE - EMERGENCY POWER	
	WALL-MOUNTED FLUORESCENT FIXTURE - EMERGENCY POWER	
	WALL MOUNTED LIGHT FIXTURE - TYPE AS NOTED	
	LIGHT FIXTURE - TYPE AS NOTED	

Legend of Symbols (cont.)

FINAL DRAFT 11-30-95
REVISED MARCH 1997

System	Description of Symbol	Gr. Symbol
Communi- cations	TELEPHONE OUTLET - MOUNTED 450 mm (18") AFF UNLESS OTHERWISE NOTED	
	WALL-MOUNTED TELEPHONE OUTLET - MOUNTED 1200 mm (48") AFF UNLESS OTHERWISE NOTED	
	COMPUTER TERMINAL OUTLET - VERIFY EXACT NEEDS - PROVIDE SIGNAL AND POWER OUTLET AS REQ'D	
	SPEAKER - CEILING-MOUNTED	
	INTERCOM OUTLET	
	NURSE CALL DOME LIGHT - CEILING-MOUNTED	
	NURSE CALL DOME LIGHT - WALL-MOUNTED	
	NURSE CALL DUTY STATION	
	EMERGENCY NURSE CALL	
	NURSE CALL STAFF STATION	
	VOLUME CONTROL - WALL MOUNTED	
	Sp. Outlets	JUNCTION BOX - PURPOSE AND LOCATION AS NOTED
Mechanical	SUPPLY AIR DIFFUSER	
	RETURN OR EXHAUST AIR REGISTER OR GRILLE	
	ROOM THERMOSTAT	
Plumbing	COMBINATION FAUCET HOSE BIBB	
	MEDICAL GAS OUTLET	
	EMERGENCY SHOWER	