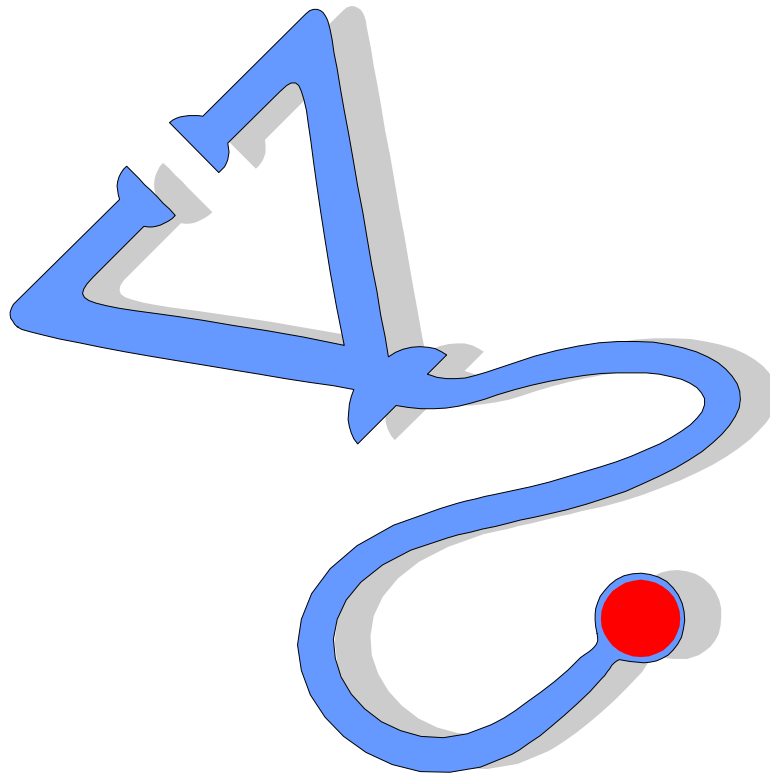


*CLINICAL SERIES*

June 1997



---

Eye Clinic  
**VA DESIGN GUIDE**

---

*Veterans Health Administration Washington, DC 20420*

**First Draft**

# VA DESIGN GUIDE EYE CLINIC

FIRST DRAFT

DEPARTMENT OF VETERANS  
AFFAIRS VETERANS HEALTH  
ADMINISTRATION FACILITIES  
MANAGEMENT OFFICE

## Foreword

The material contained in the Eye Clinic Design Guide is the culmination of a partnering effort by the Department of Veterans Affairs Optometry Service, the Department of Veterans Affairs Veterans Health Administration, and the Facilities Quality Office. The goal of the Design Guide is to simplify the design process and to ensure the quality of VA facilities while controlling construction and operating costs.

This document is intended to be used as a guide and to supplement current technical manuals and other VA criteria in planning an Eye Clinic. The Design Guide is not to be used as a standard design and use of the Design Guide does not preclude the need for a functional and physical design program for each specific project. It is the project Architects and Engineers responsibility to develop a complete and accurate project design that best meets the users needs and applicable code requirements.

---

Lloyd H. Siegel, FAIA  
Director, Facilities Quality Office

## Contents

<b>Section 1</b>	Introduction, Acknowledgments, Abbreviations, and Legend Symbols	
	Introduction .....	1-1
	Acknowledgments .....	1-2
	Abbreviations .....	1-3
	Legend of Symbols.....	1-4
<b>Section 2</b>	Narrative	
	General Considerations .....	2-1
	Technical Considerations.....	2-3
<b>Section 3</b>	Functional Diagrams Relationship Diagrams	
	Eye Clinic Level 3 and 4 .....	3-1
	Eye Clinic Level 1 .....	3-2
<b>Section 4</b>	Design Guide Plates and Design Standards: Patient Care Areas	
	Office, Eye Care Provider, Low Vision Exam & Treatment Rm .....	4-1
	Examination/Treatment Rm .....	4-2
	Visual Fields/Photography Rm.....	4-3
	Pretesting, Fitting & Dispensing Rm, Consulting/Viewing Rm.....	4-4
	Laser Room & Ultrasound Rm .....	4-5

**Section 1**

**Introduction,  
Acknowledgments,  
Abbreviations  
Legend of Symbols**

	Page
Introduction .....	1-1
Acknowledgments .....	1-2
Abbreviations .....	1-3
Legend of Symbols .....	1-4

## Introduction

The Eye Clinic Design Guide is intended to be a graphic consolidation of existing Department of Veterans Affairs standards and criteria. It contains data from the following sources:

- Master Construction Specifications PG-18-1
- Construction Standards H-18-3
- Standard Details PG-18-4
- Equipment Guide List PG-7610
- List of Equipment symbols PG-18-6
- Space Planning Criteria PG-7610
- Barrier-Free Design Handbook PG-18-13
- Room Finish and Door Hardware Schedule PG-18-14
- Various Technical Criteria (Design Manuals) pertaining to Architectural, HVAC, Plumbing, and Electrical.
- Consensus information from various VA medical centers.
- Optometry Service
- VA Design Alert #31

The Design Guide refers to the above mentioned sources when data is either too detailed or too broad to be included in this guide.

The Design Guide for the Eye Clinic was developed as a design tool to assist the medical center staff and the contracting officers in better understanding the choices that designers ask them to make, and to help designers understand the functional requirements necessary for proper operation of an Eye Clinic.

The Guide Plates contained in the Eye Clinic Design guide are intended as illustrations of VA's furniture, equipment and personnel space needs. They are not meant to limit design opportunities.

This Design Guide is not intended to be project-specific. While it does contain the vast majority of spaces required in an Eye Clinic, it is not possible to foresee all future requirements. The project-specific space program is the basis for an individual project design. It is important to note that the guide plates are a generic graphic representation only.

Equipment manufacturers should be consulted for actual dimensions, shielding and utility requirements. Use of this Design Guide does not supersede the project architect's and engineers' responsibilities to develop a complete and accurate design that meets the user's needs and the appropriate code requirements.

# Acknowledgments

Credit is due to the following individuals whose guidance, advice, and effort made this publication possible:

## FACILITIES MANAGEMENT OFFICE

C.V. Yarbrough	Chief Facilities Management Officer
Robert L. Neary, Jr.	Deputy Chief Facilities Management Officer
Lloyd H. Siegel, FAIA	Director, Facilities Quality Office
Leo A. Phelan, AIA	Director, Standards Service
Mark G. Hall	Design Guide Developer, Architect
William J. Leahy	Architect
Frances C. Wells	Secretary
Satish Sehgal	Mechanical Engineer

## OPTOMETRY SERVICE

Dr. Charles F. Mullen,	Director, Optometry Service
Shepard Arnold Adler, FAAO, O.D.	Senior Staff Optometrist VAMC Bay Pines, FL

## CRITERIA, POST OCCUPANCY EVALUATION AND PLANNING SUPPORT SERVICE

Fred Amthor	Chief, Criteria Division
John Sibenik	Criteria Division

















## Abbreviations

A	Amperes	PCP	Portland Cement Plaster
AC/HR	Air Changes per Hour	PH	Phase
ADA	Americans with Disabilities Act	PL	Plaster
AFF	Above Finished Floor	PREP	Preparation
AI	Acquisition and Installation	PSIG	Pounds per Square Inch Gauge
A&MM	Acquisitions and Material Management	QT	Quarry Tile
AR	As Required	RB	Resilient Base
AT	Acoustical Ceiling Tile	SC	Special Coating (High Build Glazed Coating)
C	Degrees Celsius	SD	Standard Detail
CC	Contractor Furnished and Installed, Construction Funds	SF	Square Feet, Square Foot
CF	Construction Funds, VA Furnished, Installed by VA or Contractor	SPD	Supply, Processing, and Distribution
CFM	Cubic Feet per Minute	SOPC	Satellite Outpatient Clinic
CLG	Ceiling	SS	Stainless Steel
CM	Construction Management Office	TELEC	Telecommunications
CMU	Concrete Masonry Unit	UFAS	Uniform Federal Accessibility Standards
CP	Carpet (without cushion broadloom)	V	Volts
CS	Construction Standard	VA	Department of Veterans Affairs
CT	Ceramic Tile	VACO	Veterans Affairs Central Office
DISC SW	Disconnect Switch	VAMC	Veterans Affairs Medical Center
EtO	Ethylene Oxide Gas	VC	VA Furnished and Contractor Installed - Medical Care
EXH	Exhaust		Appropriation for Equipment and Construction Appropriations for Installation
F	Degrees Fahrenheit	VCT	Vinyl Composition Tile
FC	Foot-candle	VHA	Veterans Health Administration
FD	Floor Drain	VV	VA Furnished and Installed-VHA Appropriation
FIXT	Fixture	W	Watts
FLUOR	Fluorescent	W/sf	Watts per Square Foot
HAC	Housekeeping Aids Closet	W/m2	Watts per square meter
HB	Hosebibb		
HVAC	Heating, Ventilation, and Air Conditioning		
HP	Horsepower		
HR	Hour		
ICU	Intensive Care Unit		
KW	Kilowatt		
LB	Pound/Pounds		
LLTS	Lounge, Lockers, Toilets, and Showers		
MCS	Master Construction Specifications		
MTD	Mounted		
NA	Not Procured with Activation Funds		
NFPA	National Fire Protection Association		
NSF	Net Square Feet		
NSM	Net Square Meters		
OSD	Open Site Drain		



# Legend of Symbols

First Draft 6-28-97

System	Description of Symbol	Gr. Symbol
Power Receptacles	DUPLEX RECEPTACLE, NEMA 5-20R - 20 AMP - MOUNTED 18" AFF UNLESS OTHERWISE NOTED	
	DUPLEX RECEPTACLE, NEMA 5-20R - 20 AMP - MOUNTED ABOVE COUNTER TOP	
	DUPLEX RECEPTACLE WITH GROUND FAULT INTERRUPTER, NEMA 5-20R - 20 AMP - MOUNTED 18" AFF UNLESS OTHERWISE NOTED	
	DUPLEX RECEPTACLE WITH GROUND FAULT INTERRUPTER, NEMA 5-20R - 20 AMP - MOUNTED ABOVE COUNTER TOP	
	WEATHERPROOF DUPLEX RECEPTACLE WITH GFI, NEMA 5-20R - 20 AMP - MOUNTED 18" AFF UNLESS OTHERWISE NOTED	
	QUADRAPLEX OUTLET, NEMA 5-20R - 20 AMP - MOUNTED 18" AFF OR QUADRAPLEX OUTLET, NEMA 5-20R - 20 AMP - PEDESTAL-MOUNTED	
	QUADRAPLEX OUTLET, NEMA 5-20R - 20 AMP - MOUNTED ABOVE COUNTER TOP	
	QUADRADUPLEX OUTLET WITH GROUND FAULT INTERRUPTER, NEMA 5-20R - 20 AMP - MOUNTED 18" AFF UNLESS OTHERWISE NOTED	
	QUADRADUPLEX OUTLET WITH GROUND FAULT INTERRUPTER, NEMA 5-20R - 20 AMP - MOUNTED ABOVE COUNTER TOP	
	DUPLEX RECEPTACLE, NEMA 5-20R - 20 AMP - EMERGENCY POWER - MOUNTED 18" AFF UNLESS OTHERWISE NOTED	
	QUADRAPLEX RECEPTACLE, NEMA 5-20R - 20 AMP - EMERGENCY POWER	
	SPECIAL RECEPTACLE	
	TELEVISION OUTLET	
	ELECTRICAL STRIP MOLD - NEMA 5-20R RECEPTACLES AT 2"-0" INTERVALS	
	BATTERY POWERED CLOCK	
CIRCUIT BREAKER		
















# Legend of Symbols (cont.)

First Draft 6-28-97

System	Description of Symbol	Gr. Symbol
Switches	SINGLE POLE SWITCH	
	SINGLE POLE SWITCH - SUFFIX OF "a", "b", OR "c" INDICATES SEPARATE CONTROL OF FIXTURE(S) WITH SAME DESIGNATION	
	DIMMER SWITCH	
	THREE-WAY SWITCH	
	DOOR SWITCH	
	FUSED OR UNFUSED DISCONNECT SWITCH	
	EMERGENCY POWER OFF (EPO) PUSH BUTTON	
Lighting	2' x 2' FLUORESCENT FIXTURE	
	1' x 4' FLUORESCENT FIXTURE	
	2' x 4' FLUORESCENT FIXTURE	
	WALL-MOUNTED FLUORESCENT FIXTURE	
	2' x 2' FLUORESCENT FIXTURE - EMERGENCY POWER	
	2' x 4' FLUORESCENT FIXTURE - EMERGENCY POWER	
	WALL-MOUNTED FLUORESCENT FIXTURE - EMERGENCY POWER	
	WALL MOUNTED LIGHT FIXTURE - TYPE AS NOTED	
	LIGHT FIXTURE - TYPE AS NOTED	

# Legend of Symbols (cont.)

First Draft 6-28-97

System	Description of Symbol	Gr. Symbol
Communi- cations	TELEPHONE OUTLET - MOUNTED 18" AFF UNLESS OTHERWISE NOTED	
	WALL-MOUNTED TELEPHONE OUTLET - MOUNTED 48" AFF UNLESS OTHERWISE NOTED	
	COMPUTER TERMINAL OUTLET - VERIFY EXACT NEEDS - PROVIDE SIGNAL AND POWER OUTLET AS REQ'D	
	SPEAKER - CEILING-MOUNTED	
	INTERCOM OUTLET	
	NURSE CALL DOME LIGHT - CEILING-MOUNTED	
	NURSE CALL DOME LIGHT - WALL-MOUNTED	
	NURSE CALL DUTY STATION	
	EMERGENCY NURSE CALL	
	NURSE CALL STAFF STATION	
	VOLUME CONTROL - WALL MOUNTED	
	Sp. Outlets	JUNCTION BOX - PURPOSE AND LOCATION AS NOTED
Mechanical	SUPPLY AIR DIFFUSER	
	RETURN OR EXHAUST AIR REGISTER OR GRILLE	
	ROOM THERMOSTAT	
Plumbing	COMBINATION FAUCET HOSE BIBB	
	MEDICAL AIR, OXYGEN, VACUUM OR GAS OUTLET	