



# **Postal Service Mail.dat Technical Specification**

**Version 13.7**

**Release 32, 33 and 34**

**February 8, 2013**

---

## PREFACE

This document is a comprehensive technical guide that outlines steps for exchanging electronic data with the *PostalOne!*® system using the Mail.dat® file format. The intended audience is business mailers who create/use mailing data in the preparation and/or production of business mail and who also want to send that electronic mailing data to the *PostalOne!* system for the purpose of conducting business electronically in lieu of the hardcopy forms and processes that were traditionally used in business mail acceptance. Although this technical specification provides an overview of the *PostalOne!* system, the intended recipient of this document is the person or team that will make necessary technical infrastructure preparations/alterations and conduct testing to ensure Mail.dat electronic data is consistently and reliably sent to the *PostalOne!* system. This document only discusses this form of electronic data exchange.

This technical specification is organized as follows: Chapter 1 provides an overview of the *PostalOne!* program benefits, the basic requirements for participation in the program, and how to apply for participation. Chapters 2 and 3 provide detailed technical information about the *PostalOne!* application. Chapter 4 provides information on who to contact for help. Appendices A, B, C, and D contain technical information about the electronic data used by or returned by the system. Appendix D contains error messages. Appendix E details how to perform necessary Periodicals calculations, Appendix F notes issues specific to Customer/Supplier Agreement (CSA) contracts, and Appendix G includes mappings of the Mail.dat input to the postage statements.

On behalf of the *PostalOne!* team, we welcome you into the program. You will be joining many other business mailers who are successfully using the *PostalOne!* system to improve the collaboration with the U.S. Postal Service®. We welcome your feedback and look forward to working with you.

*PostalOne!*, USPS, U.S. Postal Service, United States Postal Service, First-Class Mail, Standard Mail, and Priority Mail are registered trademarks, and Postal Service is a trademark of the United States Postal Service. IDEAlliance and Mail.dat are registered trademarks of the International Digital Enterprise Alliance, Inc. (IDEAlliance). Sun, Sun Microsystems, and Java are trademarks or registered trademarks of Sun Microsystems, Inc. Microsoft, Microsoft Windows, and Microsoft Internet Explorer are registered trademarks of Microsoft Corporation. All other trademarks used are the property of their respective owners.

## TABLE OF CONTENTS

<b>DOCUMENT CHANGE HISTORY</b> .....	<b>10</b>
CORRECTED: .....	47
KEYS TO THE MAPPINGS FOR RATE CATEGORY FOR STANDARD MAIL, MARKETING PARCELS POSTAGE SECTION G, LINES 10-18.....	47
<b>1. PROGRAM OVERVIEW</b> .....	<b>50</b>
<b>2. SENDING PROPERLY CONFIGURED MAIL.DAT FILES</b> .....	<b>52</b>
2.1 KEY TECHNICAL REQUIREMENTS .....	53
2.1.1 Internet Connection .....	53
2.1.2 Formatted Mail.dat files .....	53
2.1.3 Methods of Transferring Files (Manual and Batch).....	53
2.1.4 Technical/Operational Prerequisites .....	53
2.1.4.1 Hardware.....	55
2.1.4.2 Software .....	55
2.1.4.3 Network .....	56
2.1.4.4 Information/Manuals .....	56
2.1.4.5 User License Code .....	56
2.1.4.6 CRIDs and MIDs .....	56
2.1.4.7 Security Certificates .....	56
2.1.4.8 Collaboration.....	57
2.2 CONFIGURING MAIL.DAT FILES FOR PROCESSING.....	57
2.2.1 Mail.dat Submission Process .....	57
2.2.1.1 File Validation and Upload .....	57
2.2.1.2 Server Validation and Upload .....	57
2.2.1.3 Reports and Postage Statement Generation.....	57
2.2.1.4 Verification .....	58
2.2.1.5 Finalization .....	58
2.2.2 Seamless Acceptance.....	58
2.2.3 Required Files and Fields .....	59
2.2.4 Relationship Constraints Description .....	60
2.2.4.1 Header File.....	60
2.2.4.2 Segment File .....	61
2.2.4.3 Mailer Postage Account .....	61
2.2.4.4 Component File.....	62
2.2.4.5 Component Characteristics Record File .....	63
2.2.4.6 Mailpiece Unit File.....	66
2.2.4.7 Mailpiece Component Record File.....	67
2.2.4.8 Postage Account Record File .....	67
2.2.4.9 Container Summary Record File .....	68
2.2.4.10 Intelligent Mail Range Record.....	71
2.2.4.11 Container Quantity Record .....	72
2.2.4.12 Package Quantity Record.....	72
2.2.4.13 Piece Detail Record .....	73
2.2.4.14 Piece Barcode Record .....	74
2.2.4.15 Original Container Information Record .....	74
2.2.5 Copalletization Validation Constraints.....	75
2.2.5.1 Example of Virtual Bundle Assignment in the OCI File for Bundle-based Copalletization	76
2.2.5.2 Mixed eDocumentation Copalletization Scenarios .....	78
2.2.6 MLOCR Validation Constraints .....	78
2.2.7 Mail Anywhere .....	79
2.2.7.1 Mail Anywhere Mailings .....	79
2.2.8 Periodicals Validations .....	80
2.2.8.1 Periodicals Pricing for Letters .....	83
2.2.8.2 Combined Mail of Periodicals with Standard Mail Flats.....	84

2.2.9 Full-service .....	86
2.2.9.1 Full-service Data Distribution .....	86
2.2.9.2 Postage Statement By/For Information .....	89
2.2.9.3 Full-Service, Mixed Full-Service, Basic, and POSTNET Mailings .....	90
2.2.10 Flats Sequencing System (FSS) Preparation .....	91
2.2.11 Unsupported Mailing Cases .....	97
2.3 POSTAGE PAYMENT .....	98
2.3.1 Postage Statement Generation .....	98
2.3.1.1 Non-Periodicals Key Postage Statement Generation Fields .....	98
2.3.1.2 Periodicals Key Postage Statement Generation Fields .....	100
2.3.2 Postage Statement Mapping .....	102
2.3.2.1 Non-Periodicals Postage Statement Mapping - Mailing Group Summary Information ...	102
2.3.2.2 Non-Periodicals Postage Statement Mapping - Mailer Information .....	103
2.3.2.3 Non-Periodicals Postage Statement Mapping - Mailing / Postage Summary Information	104
2.3.2.4 Periodicals Postage Statement Mapping - Mailing Group Summary Information .....	105
2.3.2.5 Periodicals Postage Statement Mapping - Mailer Information .....	106
2.3.2.6 Periodicals Postage Statement Mapping - Mailing Information .....	106
2.3.3 Permit Roles .....	108
2.3.4 Additional Postage .....	109
2.3.4.1 Presort & MLOCR Regular (2-pass) Files: .....	110
2.3.4 Non-Incidental Enclosures .....	110
2.3.5 Combined Mail .....	111
2.3.6 Full Service Tech Credit .....	111
2.3.6.1 Eligibility: .....	111
2.4 TYPICAL FILE FORMATTING PROBLEMS .....	111
2.5 SENDING JOB UPDATES .....	112
2.5.1 Rules for Sending Container Status Updates .....	113
2.5.2 Job Updates .....	115
2.5.3 Transportation Updates .....	116
2.5.4 Rules for Sending Header Status Updates .....	117
2.6 POSTAGE STATEMENT STATUSES .....	119
<b>3. POSTALONE! MAIL.DAT CLIENT SOFTWARE .....</b>	<b>121</b>
3.1 INSTALLATION AND CONFIGURATION .....	121
3.1.1 Overview of the <i>PostalOne!</i> Mail.dat client .....	121
3.1.2 System Requirements .....	121
3.1.3 Performance Considerations .....	122
3.1.4 <i>PostalOne!</i> Mail.dat client Memory Settings .....	123
3.1.5 How Much Memory to Allocate .....	123
3.1.6 How to Allocate More Memory .....	125
3.1.7 Troubleshooting Memory Allocation .....	125
3.1.8 Sources for Information on Memory Allocation .....	126
3.1.9 Mail.dat client 64 Bit Mode .....	126
3.1.10 How to Use a Web Proxy .....	127
3.1.11 Batch Client Automatic Updates .....	128
3.1.12 Supporting Multiple <i>PostalOne!</i> Environments .....	129
3.1.13 Installation (Windows and Solaris UNIX) .....	129
3.1.14 Program Updates .....	132
3.2 TRANSFERRING FILES MANUALLY .....	132
3.2.1 Validating Files .....	132
3.2.2 Validation Log Errors .....	133
3.2.3 Performing the File Transfer Manually .....	133
3.2.4 Additional Logging .....	135
3.3 BATCH PROCESSING .....	135
3.3.1 Batch Mode .....	135
3.3.2 Receipt Polling .....	136

3.3.3 Status Receipt File Naming.....	137
3.3.4 Setting Up the <i>PostalOne!</i> Windows Mail.dat client to Work in Batch Mode .....	137
3.3.5 Receipt Polling Configuration.....	139
3.3.5.1 Configuration and Setup .....	139
3.3.5.2 Invoking Batch Processing or Receipt Polling Using A Scheduler .....	141
3.3.5.3 Invoking Batch from Another Program.....	142
3.3.5.4 Stopping the Program.....	143
3.3.5.5 Setting Up Batch Mode for Solaris UNIX .....	143
3.3.6 References .....	143
3.3.6.1 Command Line Options .....	143
3.3.6.2 Batch Files (Windows) and Shell Scripts (UNIX).....	144
3.3.6.3 MDRSettings.conf Settings.....	145
3.4 NEW ERROR CODE STRUCTURE.....	148
3.4.1.1 Mail.dat .xml Format .....	148
3.4.1.2 Mail.dat .xls Format.....	150
<b>4. POSTALONE! SYSTEM HELP DESK.....</b>	<b>151</b>
<b>APPENDIX A. STATUS RECEIPT FILE LAYOUT .....</b>	<b>152</b>
A-1 STATUS RECEIPT FILE CONTENT (RELEASE 33) .....	152
A-2 RECORD FORMAT (RELEASE 33) .....	152
A-3 POSTAGE STATEMENT FILTER (RELEASE 33) .....	163
<b>1. ASCII RECEIPT FILE FORMAT .....</b>	<b>165</b>
<b>2. XML RECEIPT FILE FORMAT (EXISTING XML) .....</b>	<b>166</b>
<b>3. ENHANCED XML RECEIPT FILE FORMAT.....</b>	<b>170</b>
<b>APPENDIX B. MAIL.DAT FILE DEFINITIONS .....</b>	<b>180</b>
<b>APPENDIX C. MAIL.DAT FIELD VALIDATION .....</b>	<b>183</b>
HEADER RECORD .....	184
SEGMENT RECORD .....	187
MAIL PIECE UNIT .....	193
Mail Piece Unit – Class Values .....	195
Mail Piece Unit – Flat Machinability Values for Periodicals Mailings .....	196
MPU/C RELATIONSHIP RECORD.....	196
MAILER POSTAGE ACCOUNT RECORD .....	197
COMPONENT RECORD.....	200
Component Record - Issue Date Values.....	204
Component Record – Addressed Supplement Scenarios .....	205
Component Record – Classroom Publication Scenario.....	208
COMPONENT CHARACTERISTICS RECORD .....	208
CONTAINER SUMMARY RECORD .....	210
Container Summary Record - Container Type Values.....	217
Container Summary Record - Container Level Values .....	218
Container Summary Record - Entry Point for Entry Discount.....	220
ORIGINAL CONTAINER IDENTIFICATION RECORD.....	221
INTELLIGENT MAIL RANGE RECORD.....	221
CONTAINER QUANTITY RECORD.....	224
CQT RATE CATEGORY AND QUALIFICATION REPORT PRICE LEVEL .....	227
PACKAGE QUANTITY RECORD .....	232
Package Quantity Record - Package Level Values .....	233
WALK SEQUENCE RECORD.....	234
PIECE BARCODE RECORD .....	235
PIECE DETAIL RECORD.....	235
POSTAGE ADJUSTMENT RECORD .....	237

<b>APPENDIX D. ERROR MESSAGES.....</b>	<b>240</b>
ISSUE RESOLUTION.....	240
PROCESSING ORDER.....	241
MAIL.DAT CLIENT .....	241
MAIL.DAT PRE-VALIDATION ERRORS:.....	241
MAIL.DAT SERVER ERRORS .....	399
<b>APPENDIX E. PERIODICALS PROCEDURES .....</b>	<b>421</b>
AD % BASIS .....	421
ADVERTISING PERCENTAGE TREATMENT .....	424
EDITION WEIGHT WORKSHEET .....	424
ADVERTISING PERCENTAGE WORKSHEET .....	424
PERIODICALS POSTAGE – ADDITIONAL FEATURES .....	425
STANDARD MAIL POSTAGE FOR PENDING PERIODICALS.....	426
<b>APPENDIX F. CUSTOMER/SUPPLIER AGREEMENT PROCEDURES .....</b>	<b>429</b>
<b>APPENDIX F. CUSTOMER/SUPPLIER AGREEMENT PROCEDURES .....</b>	<b>429</b>
<b>APPENDIX G. MAPPING MAIL.DAT FIELDS TO POSTAGE STATEMENTS.....</b>	<b>431</b>
WEIGHT VALIDATIONS.....	431
First Class Mail.....	431
Periodicals and Pending Periodicals.....	432
Standard Mail .....	432
Package Services.....	434
KEYS TO THE MAPPINGS .....	435
FIRST-CLASS MAIL (RELEASE 33).....	436
PERIODICALS (RELEASE 33) .....	440
STANDARD MAIL (RELEASE 33) .....	447
PACKAGE SERVICE (RELEASE 33) .....	461
FIRST-CLASS MAIL (RELEASE 31).....	467
PERIODICALS (RELEASE 31) .....	471
<b>APPENDIX H: STANDARD MAIL POSTAGE FOR PENDING PERIODICALS .....</b>	<b>479</b>
<b>INDEX .....</b>	<b>489</b>

## LIST OF FIGURES

Figure 2-1. The <i>PostalOne!</i> System - Electronic collaboration via the Internet.....	52
Figure 2-2. Postage Payment Roles.....	109
Figure 2-3. Sending Job Updates to the <i>PostalOne!</i> System.....	113
Figure 3-1. <i>PostalOne!</i> Mail.dat client Sign In Screen.....	130
Figure 3-2. <i>PostalOne!</i> Mail.dat client Main Screen.....	131
Figure 3-3 - <i>PostalOne!</i> Mail.dat client Settings Screen.....	132
Figure 3-4 - <i>PostalOne!</i> Mail.dat client Batch Settings Screen.....	138
Figure 3-5 - Receipt File Settings.....	140

## LIST OF TABLES

Table 1- 1. Releases and Mail.dat Versions.....	23
Table 1- 1. Releases and Mail.dat Versions.....	23
Table 2-8.1. Data Distribution Fields – Mail Preparer (By) – PDR or PBC.....	25
Table 2-8.2. Data Distribution Fields – Mail Owner (For) – PDR or PBC.....	25
Mail Piece Unit - MPU.....	27
Seamless Acceptance Mailing.....	29
Seamless Acceptance Processing.....	29
Table C-12. Container Summary Record - CSM.....	32
Table C- 26. Walk Sequence Record - WSR.....	33
Table C- 2. Header Record - HDR.....	33
Table C- 2. Header Record - HDR.....	33
Table C- 17. Intelligent Mail Range Record – IMR.....	35
Table C- 18. Container Quantity Record - CQT.....	38
Table C- 17. Intelligent Mail Range Record – IMR.....	38
Table C-12. Container Summary Record - CSM.....	38
Added new Fields, Acceptable Values and Notes:.....	38
Table C- 11. Component Characteristics Record – CCR (Mail.dat 12-1, 12-2).....	38
Table 1- 2. Releases and Mail.dat Versions.....	42
Table 1- 3. Releases and Mail.dat Versions.....	42
Allowable CSM Transportation Update Values.....	42
Table 1- 1. Releases and Mail.dat Versions.....	50
Table 2-1. RAM Requirements Based on Net Job Size.....	55
Table 2-2. Requirements for Number of Pieces in Trays.....	70
Table 2-3: Example OCI File (Selected Values) at the Consolidator.....	77
Table 2-4: Example CSM File (Selected Values) at the Consolidator.....	77
Table 2-5: Periodicals Pricing for Letters.....	83

Table 2-6. Data Distribution Fields (PDR with CPT and MCR) .....	87
Table 2-7. Data Distribution Fields (PDR with MPA) .....	88
Table 2-8. Data Distribution Fields (IMR) .....	88
Table 2-8.1. Data Distribution Fields – Mail Preparer (By) – PDR or PBC.....	90
Table 2-8.2. Data Distribution Fields – Mail Owner (For) – PDR or PBC.....	90
Table 2-9. Required Field Values for Full-Service .....	90
Table 2-10: Periodicals Pricing for FSS Preparation .....	91
Table 2-11: Periodicals Pound Charges for FSS Preparation .....	93
Table 2-12: Standard Mail Pricing for FSS Preparation .....	94
Table 2-13: Bound Printed Matter Pricing for FSS Preparation.....	96
Table 2-14. Key Postage Statement Generation Fields for Non-Periodicals .....	98
Table 2-15. Key Master Postage Statement Consolidation Fields for Non-Periodicals .....	100
Table 2-16. Key Postage Statement Generation Fields for Periodicals .....	100
Table 2-17. Key Postage Statement Consolidation Fields for Periodicals .....	101
Table 2-18. Key Verification Statement Consolidation Fields for Periodicals.....	102
Table 2-19. Mailing Group Summary Information Fields .....	103
Table 2-20. Mailer Information – Non Periodicals.....	103
Table 2-21. Mailing / Postage Summary Information – Non Periodicals .....	104
Table 2-22. Mailing Group Summary Information Fields .....	105
Table 2-23. Mailer Information - Periodicals .....	106
Table 2-24. Mailing Information - Periodicals .....	106
Table 2-25. Presort and MLOCR Regular ID Requirements .....	110
Table 2-27. Enclosure Payment Settings .....	110
Table 2-28. Files Included in Original and Update Transfers .....	112
Table 2-29. Allowable CSM Container Status Values .....	114
Table 2-30. Allowable CSM Transportation Update Values .....	117
Table 2-31. File and Record Level Status Values .....	118
Table 2-32. Postage Statement Statuses .....	119
Table 3-1. JVM Option Recommendations for Different JVM Heaps .....	121
Table 3-2 PDR, PQT, and CQT and Requirements for Optimum Performance.....	123
Table 3- 4. Command Line Options.....	143
Table 3- 5. Batch Processing Files .....	144
Table 3- 6. Batch Processor Settings .....	145
Table B-1. Mail.dat Files and Definitions .....	180
Table C- 1. ASCII Symbols Allowed .....	183
Table C- 2. Header Record - HDR.....	184
Table C- 3. Segment Record - SEG .....	187



Table C- 4. Mail Piece Unit - MPU .....	193
Table C- 5. Supported Mail Piece Unit - Class Values .....	195
Table C- 6. Flat Machinability Values for Periodicals .....	196
Table C- 7. MPU/C Relationship Record - MCR.....	196
Table C- 8. Mailer Postage Account Record - MPA .....	197
Table C- 9. Component Record - CPT .....	200
Table C- 10. Suggested Issue Date Values by Frequency.....	204
Table C- 11. Component Characteristics Record – CCR (Mail.dat 12-1, 12-2, 13-1).....	208
Table C-12. Container Summary Record - CSM .....	210
Table C- 13. Container Type Values.....	218
Table C- 14. Container Level Values.....	218
Table C- 15. Entry Point for Entry Discount - Facility Type Values .....	220
Table C- 16 . Original Container Identification Record – OCI.....	221
Table C- 17. Intelligent Mail Range Record – IMR .....	222
Table C- 18. Container Quantity Record - CQT.....	224
Table C- 19. Periodicals In-County – Rate Category and Corresponding Price Level.....	227
Table C- 20. Periodicals Outside-County – Rate Category and Corresponding Price Level .....	228
Table C- 21. Standard Mail – Rate Category and Corresponding Price Level.....	229
Table C- 22. First-Class Mail – Rate Category and Corresponding Price Level .....	231
Table C- 23. Parcel Post – Rate Category and Corresponding Price Level.....	232
Table C- 24. Package Quantity Record - PQT .....	232
Table C- 25. Package Level Values.....	233
Table C- 26. Walk Sequence Record - WSR.....	234
Table C- 27. Piece Barcode Record .....	235
Table C- 28. Piece Detail Record - PDR .....	235
Table C- 29. Postage Adjustment Record - PAR.....	237
Table D-5. Mail.dat Pre-validation Error Messages .....	241
Table D- 1. Mail.dat client Error Messages.....	242
Table D- 2. Mail.dat client Warning Messages .....	393
Table D-3. Mail.dat Server Error Messages .....	399
Table D-4. Mail.dat Server Warning Messages .....	411
Table F- 1. CSA Data Integration with Mail.Dat.....	429

## Document Change History

These are the changes from RIBBS Draft Version 13.6 (January 09, 2012) to RIBBS Draft Version 13.7 (February 8, 2013).

Section #	Title	Description
2.2.4.5	Mobile Barcode	<p><b>Removed:</b></p> <p>The 2012 mobile barcode promotions provide business mailers with an upfront discount on Standard Mail and First-Class Mail letters, flats, and cards (presort and automation) that include a two-dimensional (2-D) barcode or print/mobile technology that can be read or scanned by a mobile device. The technology must lead the recipient to either:</p> <p>A mobile optimized webpage that allows the recipient to purchase a product or service on the mobile device. The entire purchase and checkout experience must be mobile optimized.</p> <p>Or,</p> <p>A personalized URL, which is a web page that is tailored to an individual recipient. For each recipient on the mailing list, the web address and content of the web page must be unique.</p> <p><b>Added:</b></p> <p>2013 Calendar</p> <p>The <i>PostalOne!</i> system supports additional incentive codes for the incentive programs for the 2013 calendar year promotions (Mail.dat 13-1, Mail.XML 13.0): PP = Picture Permit Indicia, MI = Mobile Interactive Technology, ME= Emerging Technology, PS = Product Sample, and RR = Reply Envelope or Reply Card.</p> <p>The Earned Value promotion is offered to mailers who use First-Class Mail Business Reply Mail (BRM) and Courtesy Reply Mail (CRM) enclosures. Mailers must register their permits, Mailer IDs (MIDs), and the Permit Imprint account to which future earned credits are applied. All BRM and CRM pieces that are returned are counted by the USPS. Upon verification, each piece earns a value. Values are aggregated to derive the earned value credit. The Characteristic, "RR" is designated for the Earned Value promotion. If there is an Earned Value associated to the mailing, the system subtracts the Earned Value from the postage statement, Total Postage. For finalized postage statements, a new line for the Earned Value credit displays for subtraction from Total Postage from all Parts, at the end of the statement. The system sets the Earned Value to null upon the entire balance being used. The <i>PostalOne!</i> system updates the customer record upon any transaction against the Earned Value. The Earned Value balance is communicated on the external Incentive Program module on the Business Customer Gateway.</p> <p>For the Samples promotion, the eligible mail class is Standard</p>

Section #	Title	Description
		<p>Mail Marketing Parcels. The discount is applied as a percent off the applicable subtotals lines in PS Form 3602, sections G and H of the Standard Mail Regular and Non Profit statements. The Discount Total column is used to report the incentive amount. Similar to previous mobile barcode incentive programs, the subtotal on each applicable postage statement line is multiplied by the percentage discount. The Characteristic, "PS" is designated for the Samples promotion.</p> <p>For the Picture Permit Indicia promotion, the eligible mail classes are Standard Mail letters and flats, Nonprofit Standard Mail letters, flats; and First-Class Mail presort, and automation letters, cards and flats. The postage for the Picture Permit Indicia fee will be deducted from the Total Postage. Indicia promotion is only open to mailers who have been pre-approved to mail using Picture Permit by the Program Office. "PP" is designated for the Picture Permit Imprint incentive. The Error 4433 is thrown if the conditions are not met. When the Picture Permit Indicia is claimed as an incentive, there must be a corresponding .ccr Characteristic Type of F = Fee of Picture Permit Indicia for the same .ccr Component ID. Note : If PP is claimed with a .ccr Characteristic Type of "I", it must also be claimed for the same component ID with a Characteristic Type of F.</p> <p>For the Direct Mail Mobile Coupon and Click-to-Call promotion (mobile barcode), which runs March 1 – April 30, 2013, use "MI" for Mobile Interactive as the Characteristic in the CCR.</p>
2.2.4.5	Mobile Barcode	<p><b>Added:</b></p> <p>Validation</p> <p>All mailpieces included in a single postage statement must contain the mobile barcode. A server-side validation has been implemented to catch electronically submitted statements that do not meet this rule. The <i>PostalOne!</i> system rejects the file when this rule is not met. eDoc preparation must use existing statement generation variables.</p> <ul style="list-style-type: none"> <li>• The <i>PostalOne!</i> system validates if a postage statement for an original submission with Container Status .csm value of "O" or Blank and the Mailing Date is not provided when one or more pieces does not contain the mobile barcode for the given postage statement. The system fails the original file if the given statement contains both mobile barcode pieces and non-mobile barcode pieces. Upon failing the file, the 7157 Message is thrown: "A postage statement contains mail piece units both with mobile barcode and without mobile barcode."</li> <li>• The <i>PostalOne!</i> system shall validate if a postage statement update with Container Status .csm value of Preliminary, "P" or Ready-to-Pay, "R" and the Mailing Date is not provided when one or more pieces does not contain the mobile barcode for the given postage statement. The system fails the update file if a given statement contains both mobile</li> </ul>

Section #	Title	Description
		<p>barcode pieces and non-mobile barcode pieces. Upon failing the file, the Error 7157 is thrown: "A postage statement contains mail piece units both with mobile barcode and without mobile barcode."</p> <ul style="list-style-type: none"> <li>The system validates if a postage statement update with Container Status .csm value of Preliminary, "P" or Ready-to-Pay, "R" and the Mailing Date is provided when one or more pieces does not contain the mobile barcode for the given postage statement. The system fails the update file if a given statement contains both mobile barcode pieces and non-mobile barcode pieces. Upon failing the file, the Error 7157 is thrown: "A postage statement contains mail piece units both with mobile barcode and without mobile barcode."</li> </ul>
2.2.4.5	Mobile Barcode	<p>Change from:</p> <p>To claim and receive the 2012 Mobile Commerce Barcode promotion (2 % discount off total postage for First-Class Mail or Regular Standard Mail, or Nonprofit Standard Mail pieces bearing the two dimensional mobile barcode) set the CQT Service Level Indicator to "B" or "F" values to indicate the presence of the IMb, and in the CCR Characteristic field, populate "MB" for Mail.dat 12-1 or "MI" for 12-2. All of the pieces on a postage statement must have the mobile barcode to qualify for the promotion. For combined mail where the owner is identified, use the MPA Customer Reference ID to generate the postage statements so that all pieces on a postage statement have the mobile barcode. Mailing Agents and Mail Owners must populate the CRID of Preparer field and CRID of Mail Owner field in the MPA.</p> <p>To:</p> <p>To claim and receive the 2013 Direct Mail Mobile Coupon and Click-to-Call promotion (2 % discount off total postage for First-Class Mail or Regular Standard Mail, or Nonprofit Standard Mail pieces bearing the two dimensional mobile barcode) automation mailpieces must bear the IMb (CQT Service Level Indicator of "B" or "F" ) and in the CCR Characteristic field, populate "MI". All of the pieces on a postage statement must have the mobile barcode to qualify for the promotion. For combined mail where the owner is identified, use the MPA Customer Reference ID to separate the postage statements so that all pieces on a postage statement have the mobile barcode.</p>
Appendix H	Standard Mail Postage for Pending Periodicals	Added Appendix H: Standard Mail Postage for Pending Periodicals
Table D-1	Mail.dat client Error Messages	<p>Updated the following Errors to account for a 25 digit .pbc barcode:</p> <p>4438, 4441</p> <p>Updated the following Errors to specify that the USPS Pick Up</p>

<b>Section #</b>	<b>Title</b>	<b>Description</b>
		field should be populated with Y – Yes or N – No: 4453 Updated the following Errors: 3828, 3826 Added the following Errors: 4467, 4438 Removed the following Errors: 4434, 4459, 4461
Table D-2	Mail.dat client Warning Messages	Updated the following Warnings to specify that the USPS Pick Up field should be populated with Y – Yes or N – No: 4454 Updated the following Warnings to account for a 25 digit .pbc barcode: 4440, 4442 Removed the following Warnings: 4435, 4460, 4462
Table D-3	Mail.dat Server Error Messages	Updated the following Errors: 7033, 7034, 7050, 7172 Added the following Errors: 7175, 7176 Removed the following Errors: 7164, 7168
Table D-4	Mail.dat Server Warning Messages	Added the following Warnings: 7177 Removed the following Warnings: 7165, 7169

These are the changes from RIBBS Draft Version 13.5 (January 03, 2012) to RIBBS Draft Version 13.6 (January 09, 2013).

<b>Section #</b>	<b>Title</b>	<b>Description</b>
Table D-4	Mail.dat Server Warning Messages	Added the following Warnings: 7151, 7152, 7174

These are the changes from RIBBS Draft Version 13.4 (December 13, 2012) to RIBBS Draft Version 13.5 (January 03, 2013).

Section #	Title	Description
Appendix A	Status Receipt File Layout	Added (Release 33) to sections A-1, A-2, and A-3 to identify which these sections as applicable to Release 33.  Added sections A-4, A-5, and A-6 to outline changes for Release 34.

These are the changes from RIBBS Draft Version 13.3 (December 06, 2012) to RIBBS Draft Version 13.4 (December 13, 2012).

Section #	Title	Description
2.2.3.6	Mobile Barcode	Removed:  The .cpt Postal Price Incentive Type 'MB' (Mobile Barcode) is supported for First-Class and Standard Mail letters and flats mailings for Mail.dat 12-2 and 13-1 files.

These are the changes from RIBBS Draft Version 13.2 (November 26, 2012) to RIBBS Draft Version 13.3 (December 06, 2012).

Section #	Title	Description
2.3.1.1	Table 2-14. Key Postage Statement Generation Fields for Non-Periodicals	Removed:  Key Postage Statement Generation Fields for Non-Periodicals:  .mpa Mail Owner's Lcl Permit Ref Num / Int'l Bill Num
2.3.1.2	Table 2-16. Key Postage Statement Generation Fields for Periodicals	Removed:  Key Postage Statement Generation Fields for Periodicals:  .mpa Mail Owner's Lcl Permit Ref Num / Int'l Bill Num
2.3.1.2	Table 2-17. Key Postage Statement Consolidation Fields for Periodicals	Removed:  Key Postage Statement Consolidation Fields for Periodicals:  .mpa Mail Owner's Lcl Permit Ref Num / Int'l Bill Num .mpa Mail Owner's Lcl Permit Ref Num / Int'l Bill Num - Type
2.2.2.1	Seamless Acceptance Mailing	Added:  <b>2,2,2,1 #4</b>  Non Full-Service and Non Mixed Full-Service submissions are required to provide a .pdr or .pbc file, and the following fields are required:  <ul style="list-style-type: none"> <li>▪ .csm Scheduled Ship Date</li> <li>▪ ,csm Scheduled Ship Time</li> <li>▪ .csm Scheduled Induction Date</li> <li>▪ ,csm Scheduled Induction Time</li> </ul>

Section #	Title	Description
		<ul style="list-style-type: none"> <li>▪ .csm USPS Pick Up</li> <li>▪ .csm eInduction Indicator</li> </ul>
2.2.2.1	Seamless Acceptance Mailing	<p>Modified: <b>2,2,2,1 #2</b></p> <p>From: Mail.dat validations - The eDoc must meet both eInduction and Seamless Acceptance specific validation including unique container (IMcb) and tray (IMtb) barcodes which meet length and formatting standards. For the complete list of Seamless Acceptance Mail.dat validations see Appendix D.</p> <p>To: Mail.dat validations - The eDoc must meet both eInduction and Seamless Acceptance specific validation including unique container (IMcb) and tray (IMtb) barcodes which meet length and formatting standards. Validations will trigger in the form of an error message for Seamless Acceptance, and in the form of a warning message for Seamless Parallel Run mailers. For the complete list of Seamless Acceptance Mail.dat validations see Appendix D.</p>
Appendix A	<b>Table A-2. Record Format</b>	<p>Added new fields to the Enhanced XML schema for Status Receipts for: Seamless-IND Auto-Fin-Elig Permit-Bal</p> <p><b>Added new Field Descriptions to #3 <u>Enhanced XML Receipt File Format</u> for:</b> Seamless-IND Auto-Fin-Elig Permit-Bal</p>
2.5.3	Transportation Updates	<p>Modified:</p> <p>From: If this creates difficulties, the alternative method to a transportation update is to use the ContainerUpdateRequest Mail.XML message to do the update instead. With Mail.XML, only the changed fields need to be sent.</p> <p>To: If this creates difficulties, the alternative method to a transportation update is to use the ContainerUpdateRequest Mail.XML message to do the update instead. With the ContainerUpdateRequest Mail.XML message, the .csm eInduction Indicator field can be updated. With Mail.XML, only the changed fields need to be sent.</p>
2.3.6	Full Service Tech Credit	<p>Added: <b>2.3.6</b></p> <p>In order to encourage mailers to convert to Full-Service, the Postal Service is proposing to offer a Full-Service Technology Credit. This credit is intended to help offset the investment required to implement the necessary hardware and software</p>

Section #	Title	Description
		infrastructure changes to support Full-Service mailings.
2.3.3	Permit Roles	<p>Modified:</p> <p>From: This identifies the organization that prepared the mailing and/or delivered it to the postal service for mailing. This information is linked to the user's login account, and is not represented in the Mail.dat file.</p> <p>To: This identifies the organization that prepared the mailing and/or delivered it to the postal service for mailing. This information is linked to the user's login account, and is not represented in the Mail.dat file. The <i>PostalOne!</i> system only identifies one Mailing agent per postage statement.</p>
Table D-1	Added Mail.dat client Error Messages	Added the following errors for Release 34: 4436, 4439, 4441, 4443, 4445, 4447, 4449, 4451, 4453, 4455, 4457, 4459, 4461, 4463, 4465
Table D-2	Added Mail.dat client Warning Messages	Added the following warnings for Release 34: 4437, 4440, 4442, 4444, 4446, 4448, 4450, 4452, 4454, 4456, 4458, 4460, 4462, 4464, 4466
Table D-3	Added Mail.dat Server Error Messages	Added the following errors for Release 34: 7164, 7166, 7168, 7170, 7172
Table D-4	Added Mail.dat Server Warning Messages	Added the following warnings for Release 34: 7158, 7159, 7160, 7161, 7165, 7167, 7169, 7171
Table D-1	Modified Mail.dat client Error Messages	<p>Modified the following error code for Release 34:</p> <p>0146: Changed error message from: The .mpa Postage Payment Method field value provided was {}; it must contain S = Stamp M = Metered: Neither P = Permit I = Partial Permit Imprint T = Per Pend (using Permit) G = Gov't - Fed (use Permit) L = Metered: Lowest or C = Metered: Correct .</p> <p>To: The .mpa Postage Payment Method field value provided was {1}; it must contain S = Stamp, M = Metered: Neither, P = Permit, I = Partial Permit Imprint, T = Per Pend (using permit), G = Gov't – Fed (use permit), L = Metered: Lowest, or C = Metered: Correct.</p>
Table D-3	Modified Mail.dat Server Error Messages	<p>Modified the following error code for Release 34:</p> <p>7093: Added "Referential Integrity Error:" to error message and changed action from: Verify that the number of child .pdr records is equal to a count between the Number of Pieces and the Number of Copies in the parent .csm file</p> <p>To: Verify that the number of child .pdr records is equal to a count between the Number of Pieces and the Number of Copies in the</p>



Section #	Title	Description
		<p>parent .csm file.</p> <p>7104: Changed error message from: For Seamless, the .csm Label: IM/TM/ Container Or IM/TM/ Tray Barcode field must contain exactly 21 characters when the .csm Container Type is P= Pallet, HH = EIRS 61 - Hamper, Large Canvas, A = EIRS 61P - Hamper, Large Plastic, G = EIRS 66 - General Purpose Mail Container w/Gate, D = EIRS 68 - Eastern Region Mail Container w/Web Door, R = EIRS 84 - Wire Container Rigid, = EIRS 84C - Collapsible Wire Container, Z= User Pallet, B= Bedload, U= Bedload or W= Walled Unit. The value provided was {1}.</p> <p>To:</p> <p>For Seamless, the .csm Label: IM/TM/ Container Or IM/TM/ Tray Barcode field must contain exactly 21 characters when the .csm Container Type is P= Pallet, H = EIRS 61 - Hamper, Large Canvas, A = EIRS 61P - Hamper, Large Plastic, G = EIRS 66 - General Purpose Mail Container w/Gate, D = EIRS 68 - Eastern Region Mail Container w/Web Door, R = EIRS 84 - Wire Container Rigid, C = EIRS 84C - Collapsible Wire Container, Z= User Pallet, B= Bedload, U= Unit Load Device or W = Walled Unit. The value provided was {1}.</p> <p>Changed action from: Populate the .csm Label: IM/TM/ Container Or IM/TM/ Tray Barcode field with exactly 21 characters when the .csm Container Type is P, H, A, G, D, R, C, Z, B, U, and W</p> <p>To:</p> <p>Populate the .csm Label: IM/TM/ Container Or IM/TM/ Tray Barcode field with exactly 21 characters when the .csm Container Type is P, H, A, G, D, R, C, Z, B, U, or W.</p> <p>7105: Changed error message from: For Seamless, the .csm Label: IM/TM/ Container Or IM/TM/ Tray Barcode field must begin with 99M when the corresponding .csm Container Type is P= Pallet, HH = EIRS 61 - Hamper, Large Canvas, A = EIRS 61P - Hamper, Large Plastic, G = EIRS 66 - General Purpose Mail Container w/Gate, D = EIRS 68 - Eastern Region Mail Container w/Web Door, R = EIRS 84 - Wire Container Rigid, = EIRS 84C - Collapsible Wire Container, Z= User Pallet, B= Bedload, U= Bedload or W= Walled Unit. The value provided was {1}.</p> <p>To:</p> <p>For Seamless, the .csm Label: IM/TM/ Container Or IM/TM/ Tray Barcode field must begin with 99M when the corresponding .csm Container Type is P = Pallet, H = EIRS 61 - Hamper, Large Canvas, A = EIRS 61P - Hamper, Large Plastic, G = EIRS 66 - General Purpose Mail Container w/Gate, D = EIRS 68 - Eastern Region Mail Container w/Web Door, R = EIRS 84 - Wire Container Rigid, C = EIRS 84C - Collapsible Wire Container, Z = User Pallet, B = Bedload, U = Unit Load Device or W = Walled Unit. The value provided was {1}.</p> <p>7113 Changed:</p>

Section #	Title	Description
		<p>From: For Seamless all physical containers with .csm Container Status set to R = Ready to pay must set the .csm eInduction Indicator to Y = Yes</p> <p>To: For Seamless all physical containers with .csm Container Status set to R = Ready to pay must set the .csm eInduction Indicator to Y = Yes. If the .csm eInduction Indicator is not set to Y = Yes, the Postage Statement will not be auto-finalized.</p> <p>Changed action from: Populate the .csm eInduction Indicator field with Y = Yes for physical containers when the .csm Container Status R = Ready to pay.</p> <p>To: Populate the .csm eInduction Indicator field with Y = Yes for physical containers when physical containers in the .csm Container Status are set to R = Ready to pay.</p>
Table D-4	Modified Mail.dat Server Warning Messages	<p>7116: For Seamless Parallel Run, the .csm Label: IM/TM/ Container Or IM/TM/ Tray Barcode field must begin with 99M when the corresponding .csm Container Type is P= Pallet, HH = EIRS 61 - Hamper, Large Canvas, A = EIRS 61P - Hamper, Large Plastic, G = EIRS 66 - General Purpose Mail Container w/GateD = EIRS 68 - Eastern Region Mail Container w/Web Door, R = EIRS 84 - Wire Container Rigid, = EIRS 84C - Collapsible Wire Container, Z= User Pallet, B= Bedload, U= Bedload or W= Walled Unit. The value provided was {1}.</p> <p>To: For Seamless Parallel Run, the .csm Label: IM/TM/ Container Or IM/TM/ Tray Barcode field must begin with 99M when the corresponding .csm Container Type is P = Pallet, H = EIRS 61 - Hamper, Large Canvas, A = EIRS 61P - Hamper, Large Plastic, G = EIRS 66 - General Purpose Mail Container w/Gate, D = EIRS 68 - Eastern Region Mail Container w/Web Door, R = EIRS 84 - Wire Container Rigid, C = EIRS 84C - Collapsible Wire Container, Z = User Pallet, B = Bedload, U = Unit Load Device or W = Walled Unit. The value provided was {1}.</p> <p>7124: Changed error message from: For Seamless Parallel Run, the .csm Label: IM/TM/ Container Or IM/TM/ Tray Barcode field must contain exactly 21 characters when the .csm Container Type is P= Pallet, HH = EIRS 61 - Hamper, Large Canvas, A = EIRS 61P - Hamper, Large Plastic, G = EIRS 66 - General Purpose Mail Container w/GateD = EIRS 68 - Eastern Region Mail Container w/Web Door, R = EIRS 84 - Wire Container Rigid, = EIRS 84C - Collapsible Wire Container, Z= User Pallet, B= Bedload, U= Bedload and W= Walled Unit. The value provided was {1}</p> <p>To: For Seamless Parallel Run, the .csm Label: IM/TM/ Container Or IM/TM/ Tray Barcode field must contain exactly 21 characters</p>

Section #	Title	Description
		<p>when the .csm Container Type is P = Pallet, H = EIRS 61 - Hamper, Large Canvas, A = EIRS 61P - Hamper, Large Plastic, G = EIRS 66 - General Purpose Mail Container w/Gate, D = EIRS 68 - Eastern Region Mail Container w/Web Door, R = EIRS 84 - Wire Container Rigid, C = EIRS 84C - Collapsible Wire Container, Z = User Pallet, B = Bedload, U = Unit Load Device or W = Walled Unit. The value provided was {1}.</p> <p>Changed action from:            Populate the .csm Label: IM/TM/ Container Or IM/TM/ Tray Barcode field with exactly 21 characters when the .csm Container Type is P, H, A, G, D, R, C, Z, B, U, and W            To:            Populate the .csm Label: IM/TM/ Container Or IM/TM/ Tray Barcode field with exactly 21 characters when the .csm Container Type is P, H, A, G, D, R, C, Z, B, U, or W.</p> <p>7134: Added “. If the .csm eInduction Indicator is not set to Y = Yes, the Postage Statement will not be auto-finalized.” to error message.</p>
2.2.9.2	Postage Statement By/For Information (Release 33)	<p>Removed</p> <p>This By/For Verification process occurs during eDoc Processing of which will be used to identify Mailing Roles.</p> <p>The CRID must be valid in Customer Registration</p> <p>The MID must be valid in the MID System</p> <p>The Permit (Mail Owner's Lcl Permit Ref Num / Int'l Bill Num from MPA) must be associated to the CRID in the <i>PostalOne!</i> System and must be within the same finance number of the Permit and Permit ZIP+4 in the MPA.</p> <p>The Publication Number (USPS Publication Number from MPA) must be associated to the CRID in the <i>PostalOne!</i> System and must be <b>within the same finance number of the active original or additional entry Publication Number is held</b> and Permit ZIP+4 in the MPA</p>

These are the changes from RIBBS Draft Version 13.1 (November 09, 2012) to RIBBS Draft Version 13.2 (November 26, 2012).

Section #	Title	Description
Table D-4	Added Mail.dat Server Warning Messages	Added the following warnings for Release 33: 7082, 7083, 7155, 7156
Table D-4	Removed Mail.dat Server Warning	Removed the following warnings for Release 33:

Section #	Title	Description
	Messages	7146, 7149
Table D-3	Removed Mail.dat Server Error Messages	Removed the following errors for Release 33: 7082, 7083. These were reverted back to warnings.
Table D-1	Added Mail.dat client Error Messages	Added the following error code for Release 33: 4428
Table D-1	Mail.dat client Error Messages	<p>Modified the following error code for Release 33:</p> <p>0844: Added " R = Retail" to error message and action.</p> <p>4352: Changed action from: Do not attempt to submit a Mail.dat version 12-1 mailings with a .csm Postage Statement Mailing Date prior to January To: Do not attempt to submit a Mail.dat version 13-1 mailings with a .csm Postage Statement Mailing Date prior to January</p> <p>4389: Added "ME" to error message.</p> <p>Added action: Populate the .ccr Characteristic field with CT, RR, NF, DC, PS, RT, MI, NP, SS, MT, VV, VP, RE, PI, SB, IV, OS, GS, PP, or ME.</p> <p>4395: Changed error message from: Mail.dat %%1 file submissions with .csm Postage Statement Mailing Date on or after %%2 is not supported. Note: Postage Statement Mailing Date is a configurable value To: Mail.dat {1} file submissions with .csm Postage Statement Mailing Date on or after {2} are not supported</p> <p>Added action as: Do not attempt to submit a Mail.dat {1} file with .csm Postage Statement Mailing Date on or after {2}.</p> <p>4425: Added "M = Marketing, F = Not a Marketing Parcel," to error message and changed action from: Populate the .mpu Standard Parcel Type with M, F, S, L, or remove To: Populate the .mpu Standard Parcel Type with M, F, S, L, or remove</p> <p>4426: Added "M = Marketing, F = Not a Marketing Parcel" to error message and changed action from: Populate the .cpt Standard Parcel Type with Blank, S or L.</p>

Section #	Title	Description
		<p>To:</p> <p>Populate the .cpt Standard Parcel Type with M, F, S, L or remove.</p> <p>4427: Added “the .mpu Processing Category is populated with MP = Machinable Parcels or IR = Irregular Parcels, and the cqt Rate Category is populated with A = Saturation - ECR or D = Carrier Route.” to error message</p>
2.2.1.5	Finalization	<p>Added:</p> <p>Starting with Release 33, finalization of Mail.dat origin submissions which were checked in via the Self Service Terminal will also cause the Mail.dat file information to be sent to the Seamless Acceptance and Service Performance (SASP) system for processing.</p>
2.2.9.2	Postage Statement By/For Information	<p>Added:</p> <p>The <i>PostalOne!</i> system will output the CRID from the Postage Statement role when the new By/For precedence does not result in a value</p> <p>Changed bullet from:</p> <ul style="list-style-type: none"> <li>• The Publication Number (USPS Publication Number from MPA) must be associated to the CRID in the <i>PostalOne!</i> System and must be within the same finance number of the Publication Number and Permit ZIP+4 in the MPA.</li> </ul> <p>To:</p> <ul style="list-style-type: none"> <li>• The Publication Number (USPS Publication Number from MPA) must be associated to the CRID in the <i>PostalOne!</i> System and must be within the same finance number of the active or additional entry Publication Number is held within the same finance number of the Publication Number and Permit ZIP+4 in the MPA.</li> </ul>
2.2.9.2	Postage Statement By/For Information	<p>Removed</p> <p>This By/For Verification process occurs during eDoc Processing of which will be used to identify Mailing Roles.</p> <p>The CRID must be valid in Customer Registration</p> <p>The MID must be valid in the MID System</p> <p>The Permit (Mail Owner's Lcl Permit Ref Num / Int'l Bill Num from MPA) must be associated to the CRID in the <i>PostalOne!</i> System and must be within the same finance number of the Permit and Permit ZIP+4 in the MPA.</p> <p>The Publication Number (USPS Publication Number from MPA) must be associated to the CRID in the <i>PostalOne!</i> System and</p>

Section #	Title	Description
		must be <b>within the same finance number of the active original or additional entry Publication Number is held</b> and Permit ZIP+4 in the MPA
Table C-11	Component Characteristics Record	Added the following: For 13-1 following values are supported: CT, RR, NF, DC, PS, RT, MI, NP, CA, RC, DV, RO, MB, SS, MT, VV, VP, RE, PI, SB, IV, ME, PP, OS, GS
Appendix E	Periodical Firm Bundles	Added the following:  For Mail.dat file submissions of Periodical Firm Bundles using the Full-Service Intelligent Mail option, it is possible to serialize each copy in the bundle or maintain the bundle as one piece and include only one serial number. If the copies within the Periodical Firm Bundle are recorded separately, the system will expect each record to have a unique serial number and a separate .pdr/.pbc record. If the Periodical Firm Bundle is maintained as one piece, the system will expect the same serial number on each copy and only a single .pdr/.pbc record.
2.2.5	Copalletization Validation Constraints	Changed the following text from:  Consolidated (copalletized) jobs with different presentation categories will be accepted when submitted through Mail.dat. For those cases where MLOCR mail is consolidated with other mail, Client validations will allow consolidated jobs to claim Presentation category "P" (Presort), when the consolidated job includes one or more original MLOCR jobs and/or presort jobs with Presentation Categories "M" (MLOCR) and/or "P" (Presort).  To:  Consolidated (copalletized) jobs with different presentation categories will be accepted when submitted through Mail.dat. For those cases where MLOCR mail is consolidated with other mail, Client validations will allow consolidated jobs to claim Presentation category "P" (Presort) or "C" – Consolidated Internal Copal, when the consolidated job includes one or more original MLOCR jobs and/or presort jobs with Presentation Categories "M" (MLOCR) and/or "P" (Presort).

These are the changes from RIBBS Version 13.0 (September 11, 2012) to RIBBS Draft Version 13.1 (November 09, 2012).

Section #	Title	Description
2.2.3.6	Mobile Barcode	References to mobile barcode promotions: Revised from: 2012 Mobile Commerce Barcode promotion

Section #	Title	Description
		<p>To: 2012 mobile barcode promotions.</p> <p>Revised from: There are three methods for MSPs to register their clients for the Mobile Commerce promotion: one is through the Business Customer Gateway as discussed, Mail.dat and Mail.XML eDoc submissions, and by the new Mail.XML Incentive Enrollment Create Request Message.</p> <p>To: There are to steps for MSPs to register their clients for mobile barcode promotions.</p> <p>Removed: reference to Mail.XML Incentive Enrollment Create Request Message</p> <p>Revised from: eDoc enrollment using Mail.dat (or Mail.XML) also requires the MSP to accept the MSP legal declaration and promotion terms through the BCG at least 24 hours prior to presenting the first qualifying mailing.</p> <p>To: eDoc enrollment using Mail.dat (or Mail.XML) also requires the MSP to accept the MSP legal declaration and promotion terms through the BCG at least two hours prior to presenting the first qualifying mailing.</p>

These are the changes from RIBBS Version 12.1 (September 03, 2012) to RIBBS Draft Version 13.0 (September 11, 2012).

Section #	Title	Description																														
Table 1-1	Releases and Mail.dat Versions	<p>Updated Table From</p> <p style="text-align: center;"><b>Table 1- 1. Releases and Mail.dat Versions</b></p> <table border="1"> <thead> <tr> <th>Date</th> <th>Release</th> <th>Mail.dat Versions Available</th> </tr> </thead> <tbody> <tr> <td>Jan 8, 2012</td> <td>29</td> <td>11-1 (for updates), 11-2 and 12-1</td> </tr> <tr> <td>Apr 1, 2012</td> <td>30</td> <td>11-2, 12-1</td> </tr> <tr> <td>Jun 10, 2012</td> <td>31</td> <td>11-2 (for updates), 12-1 and 12-2</td> </tr> <tr> <td>Oct 14, 2012</td> <td>32</td> <td>12-1 and 12-2</td> </tr> </tbody> </table> <p>To</p> <p style="text-align: center;"><b>Table 1- 2. Releases and Mail.dat Versions</b></p> <table border="1"> <thead> <tr> <th>Date</th> <th>Release</th> <th>Mail.dat Versions Available</th> </tr> </thead> <tbody> <tr> <td>Apr 1, 2012</td> <td>30</td> <td>11-2, 12-1</td> </tr> <tr> <td>Jun 10, 2012</td> <td>31</td> <td>11-2 (for updates), 12-1 and 12-2</td> </tr> <tr> <td>Oct 14, 2012</td> <td>32</td> <td>12-1 and 12-2</td> </tr> <tr> <td>Jan 13, 2013</td> <td>33</td> <td>12-1 (for updates), 12-2 and 13-1</td> </tr> </tbody> </table>	Date	Release	Mail.dat Versions Available	Jan 8, 2012	29	11-1 (for updates), 11-2 and 12-1	Apr 1, 2012	30	11-2, 12-1	Jun 10, 2012	31	11-2 (for updates), 12-1 and 12-2	Oct 14, 2012	32	12-1 and 12-2	Date	Release	Mail.dat Versions Available	Apr 1, 2012	30	11-2, 12-1	Jun 10, 2012	31	11-2 (for updates), 12-1 and 12-2	Oct 14, 2012	32	12-1 and 12-2	Jan 13, 2013	33	12-1 (for updates), 12-2 and 13-1
Date	Release	Mail.dat Versions Available																														
Jan 8, 2012	29	11-1 (for updates), 11-2 and 12-1																														
Apr 1, 2012	30	11-2, 12-1																														
Jun 10, 2012	31	11-2 (for updates), 12-1 and 12-2																														
Oct 14, 2012	32	12-1 and 12-2																														
Date	Release	Mail.dat Versions Available																														
Apr 1, 2012	30	11-2, 12-1																														
Jun 10, 2012	31	11-2 (for updates), 12-1 and 12-2																														
Oct 14, 2012	32	12-1 and 12-2																														
Jan 13, 2013	33	12-1 (for updates), 12-2 and 13-1																														
Table D-1	Mail.dat client Error Messages	Added the following new Mail.dat Errors for Release 33: 4423, 4424, 4425, 4426, 4427, 4429, 4433																														

Section #	Title	Description			
Table D-1	Mail.dat client Error Messages	<p>Modified the following error code:</p> <p>Error 0569 modified to add in CT = Carton as a valid container type</p> <p>Error 0734 modified to add in CT = Carton as a valid container type</p> <p>Error 1012 modified to remove 3 = FAST Forward</p> <p>Error 2209 modified to add in C = High Density Plus - ECR and C1 = Nonautomation High Density Plus - ECR</p>			
Table D-4	Mail.dat Server Side Warning Messages	<p>Added the following new Mail.dat Server Side Warning Messages for Release 33: 7145, 7146, 7147, 7148, 7149</p>			
Appendix G	Mapping Mail.dat Fields to Postage Statement	<p>Added line mappings for: January 2013 First-Class Mail (PS-3600) January 2013 Periodicals (PS-3541) January 2013 Standard Mail (PS-3602) January 2013 Package Services (PS-3605)</p>			
Table 2.3.1.1	Non-Periodicals Key Postage Statement Generation Fields	<p>Removed</p> <table border="1" data-bbox="748 919 1385 999"> <tr> <td>Detached Address Label Indicator</td> <td>Segment (SEG)</td> <td>Standard Mail only. (Mail.dat 9-1, 11-1 and 11-2)</td> </tr> </table> <p>Modified text:</p> <p>For Included In Other Documentation: Modified text from '(Mail.dat 12-2 ONLY)' to '(Mail.dat 12-2 and after only)'</p> <p>For Detached Mailing Label Indicator: Modified text from 'Standard Mail and Bound Printed Matter (Mail.dat 12-1)' to 'Standard Mail and Bound Printed Matter (Mail.dat 12-1 <b>and after</b>)'</p>	Detached Address Label Indicator	Segment (SEG)	Standard Mail only. (Mail.dat 9-1, 11-1 and 11-2)
Detached Address Label Indicator	Segment (SEG)	Standard Mail only. (Mail.dat 9-1, 11-1 and 11-2)			



Section #	Title	Description																
2.2.9	Full Service	<p>Added:</p> <p><b>2.2.9.2 MDX By/For Information (Release 33)</b></p> <p>The <i>PostalOne!</i> system will implement By/For Enhancements for Mail.dat 12-2 and after. This By/For Verification process occurs during eDoc Processing of which will be used to identify Mailing Roles.</p> <ul style="list-style-type: none"> <li>• The CRID must be valid in Customer Registration</li> <li>• The MID must be valid in the MID System</li> <li>• The Permit (Mail Owner's Lcl Permit Ref Num / Int'l Bill Num from MPA) must be associated to the CRID in the <i>PostalOne!</i> System and must be within the same finance number of the Permit and Permit ZIP+4 in the MPA.</li> <li>• The Publication Number (USPS Publication Number from MPA) must be associated to the CRID in the <i>PostalOne!</i> System and must be within the same finance number of the Publication Number and Permit ZIP+4 in the MPA.</li> </ul> <p>The <i>PostalOne!</i> system will use the order of precedence determined in the table below to determine the Mail Preparer (By) and Mail Owner (For) for postage statement processing. If a CRID or MID provided in the By/For is determined to be invalid, the <i>PostalOne!</i> MDX system will skip that By/For precedence and move on to the next precedence.</p> <p>Note: This Postage Statement By/For is different from the SASP By/For that is found in section 2.2.9.1.</p> <p>Added Tables:</p> <p><b>Table 2-8.1. Data Distribution Fields – Mail Preparer (By) – PDR or PBC</b></p> <table border="1" data-bbox="740 1329 1344 1686"> <thead> <tr> <th data-bbox="740 1329 841 1436">Mail.dat File</th> <th data-bbox="841 1329 1013 1436">Mail.dat Field name</th> <th data-bbox="1013 1329 1219 1436">Identifies</th> <th data-bbox="1219 1329 1344 1436">Order of Preference</th> </tr> </thead> <tbody> <tr> <td data-bbox="740 1436 841 1497">MPA</td> <td data-bbox="841 1436 1013 1497">Mailer ID of Preparer</td> <td data-bbox="1013 1436 1219 1497">Preparer</td> <td data-bbox="1219 1436 1344 1497">First</td> </tr> <tr> <td data-bbox="740 1497 841 1558">MPA</td> <td data-bbox="841 1497 1013 1558">CRID of Preparer</td> <td data-bbox="1013 1497 1219 1558">Preparer</td> <td data-bbox="1219 1497 1344 1558">Second</td> </tr> <tr> <td data-bbox="740 1558 841 1686">N/A</td> <td data-bbox="841 1558 1013 1686">CRID from Permit Roles of Mailing Agent via section 2.3.3</td> <td data-bbox="1013 1558 1219 1686">Preparer</td> <td data-bbox="1219 1558 1344 1686">Third</td> </tr> </tbody> </table> <p><b>Table 2-8.2. Data Distribution Fields – Mail Owner (For) – PDR or PBC</b></p>	Mail.dat File	Mail.dat Field name	Identifies	Order of Preference	MPA	Mailer ID of Preparer	Preparer	First	MPA	CRID of Preparer	Preparer	Second	N/A	CRID from Permit Roles of Mailing Agent via section 2.3.3	Preparer	Third
Mail.dat File	Mail.dat Field name	Identifies	Order of Preference															
MPA	Mailer ID of Preparer	Preparer	First															
MPA	CRID of Preparer	Preparer	Second															
N/A	CRID from Permit Roles of Mailing Agent via section 2.3.3	Preparer	Third															

Section #	Title	Description			
		Mail.d at File	Mail.dat Field name	Identifies	Order of Preference
		CPT	Mailer ID of Mail Owner	Owner	First
		MPA	Mailer ID of Mail Owner	Owner	Second
		CPT	CRID of Mail Owner	Owner	Third
		MPA	CRID of Mail Owner	Owner	Fourth
		MPA	Mail Owner's Lcl Permit Ref Num / Int'l Bill Num	Owner	Fifth
		MPA	USPS Publication Number (applicable only for Periodicals)	Owner	Sixth
Appendix H		Removed.			

These are the changes from RIBBS Version 12.10 (August 29, 2012) to RIBBS Draft Version 12.1 (September 03, 2012).

Section #	Title	Description
Appendix D	Changed Mail.dat error	Changed MDAT validation 4410 severity from a Error to a Warning for R32
Appendix D	Added Mail.XML warnings	Changed Mail.XML server validation 7136 severity from a Error to a Warning for R32.

Appendix D	Removed Mail.dat error	Removed MDAT errors for R32 4409, 4419
Appendix D	Removed Mail.dat error	Removed MDAT Warning for R32 4416

These are the changes from RIBBS Version 12.7 (July 25, 2012) to RIBBS Draft Version 12.10 (August 29, 2012).

Section #	Title	Description
Appendix D	Added Mail.dat error	Added following new MDAT errors for R32 4432, 7136
Appendix D	Added Mail.dat warnings	Added following new MDAT warnings for R32 7135, 7137
Appendix C Table 3	Segment Record – SEG	Added the following to the Principle Processing Category section:  The <i>PostalOne!</i> system will validate that seg Principal Processing Category contains the same value as the .mpu Processing Category.
Appendix C Table 4	Mail Piece Unit - MPU	Added the following to the Mail Piece Unit - Principle Processing Category section:  The <i>PostalOne!</i> system will validate that seg Principal Processing Category contains the same value as the .mpu Processing Category.
Appendix C Table 12	Container Summary Record	Added the following to the Segment ID section:  The PostalOne system will validate that Child containers that have the Parent Container Reference ID filed populate share the same .seg Segment ID.

These are the changes from RIBBS Version 12.7 (Jun 29,2012) to RIBBS Draft Version 12.8 (July 31, 2012).

Section #	Title	Description
Appendix D	Added Mail.dat error	Added following new MDAT errors for R32 4419, 4421, 4422, 7104, 7105, 7106, 7107, 7108, 7109, 7110, 7111, 7112
Appendix D	Added Mail.dat warnings	Added following new MDAT warnings for R32 7101, 7102, 7103, 7113, 7116, 7117, 7118, 7119, 7120, 7121, 7122, 7123, 7124, 7134, 7138, 7139, 7140, 7141
Appendix D	Mail.dat client Error Messages	Updated Error Code 4037  From :

Section #	Title	Description
		<p>The postage statement for this job has been frozen. Once a postage statement is frozen, containers within that postage statement cannot be canceled or deleted.</p> <p>To :</p> <p>The postage statement for this job has been frozen. Once a postage statement is frozen, containers or submissions within that postage statement cannot be canceled, deleted, or updated.</p> <p>Updated Error Code 4398</p> <p>From :</p> <p>The .mpa Account Number field cannot be populated when the .mpu Mail Piece Unit – Class is populated with 2 or 5. Periodical mailing is not eligible for Mail Anywhere.</p> <p>To :</p> <p>The .mpa Account Number field cannot be populated when the .mpu Mail Piece Unit – Class is populated with 2 = Periodicals or 5 = Per Pending and .mpu Mail Piece Unit – Processing Category not FL = Flat or LT = Letter.</p> <p>Updated Error Code 0534</p> <p>From:</p> <p>For .hdr File Processing, the .hdr Mail.dat Presentation category contains an invalid value; it must contain P, I, S, M or C.</p> <p>To:</p> <p>Mail.dat Presentation Category is a required field in the .hdr file. The .hdr Mail.dat Presentation Category value provided was {} ; it must contain M = MLOCR, P = Conventional Presort, I = Manifest Individual, S = Single Piece or C = <b>Consolidated Internal Copal job with linked logical and presort mailings.</b></p>
Section 2.2.3.3	Mailer Postage Amount	<p>Changed:</p> <p>The Account Number field will be supported for Mail.dat version 12-1 files in addition to the Permit Number for payment processing. If the Account Number field is populated, that implies that the customer wishes 'Mail Anywhere' processing/Validations.</p> <p>To:</p> <p>The Account Number field is supported for Mail.dat version 12-1 files and above, in addition to the Permit Number for payment processing. If the Account Number field is populated, that implies that the customer wishes 'Mail Anywhere' processing/Validations.</p>

Section #	Title	Description
Section 2.2.2	Seamless Acceptance	<p>Added:</p> <p>Today, mail presented to acceptance employees at postal and mailer facilities are subject to a manual verification process designed to validate proper postage is paid and collected. The Seamless Acceptance process is designed to leverage Intelligent Mail Barcodes to achieve a seamless entry and automated verification approach for mail entered into the USPS.</p>
Section 2.2.2.1	Seamless Acceptance Mailing	<p>Added:</p> <p>A mailing is identified as a Seamless Acceptance or Seamless Parallel Run mailing when the .seg eDoc Sender CRID is designated in <i>PostalOne!</i> and the .seg Bypass Seamless Acceptance is blank. When these conditions are met additional Seamless Acceptance validations are run on the eDoc and qualified for automated postage statement finalization on the mailing date.</p> <p>Seamless Acceptance validations:</p> <ol style="list-style-type: none"> <li>1. Customer Registration ID (CRID) profile - .seg eDoc Sender CRID must be configured for the mailings processing categories, postage statement types, service levels.</li> <li>2. Mail.dat validations - The eDoc must meeting both eInduction and Seamless Acceptance specific validation including unique container (IMcb) and tray (IMtb) barcodes which meet length and formatting standards. For the complete list of Seamless Acceptance Mail.dat validations see Appendix D.</li> <li>3. Balance check - The payment account balance must be sufficient.</li> </ol>
Section 2.2.2.2	Seamless Acceptance Processing	<p>SASP will compare Seamless Acceptance eDocs against SV, MPE and FS IMD scan results to perform the following Seamless Acceptance verifications:</p> <ul style="list-style-type: none"> <li>▪ Postage Payment</li> <li>▪ Content</li> <li>▪ Piece Weight</li> <li>▪ Presort</li> <li>▪ Barcode Quality</li> <li>▪ Undocumented Pieces</li> </ul> <p>SASP will calculate the sampling error(s), determine if they are statistically significant, and calculate each errors postage adjustment factor (PAF), and apply applicable postage impacts to the mailer's mailings for the current</p>

Section #	Title	Description
		assessment period.
Section 2.2.2.3	Seamless Acceptance Reporting	<p>Reports generated for Seamless Acceptance mailers are available in <i>PostalOne!</i>.</p> <ul style="list-style-type: none"> <li>• Summary - displays high-level information regarding scan rates and errors for each eDoc Submitter CRID; user is required to input a mailing date range to review the information listed in the report.</li> <li>• Error Type - displays information such as the numbers and percentages of errors for each error type: appointment, move update, postage, weight, mail characteristic, barcode quality, by/for, nesting/sortation, mailer ID, service type, barcode uniqueness, delivery point, entry facility, service performance for containers, handling units, and pieces</li> <li>• Error Type Trending – displays a graph of the number of errors, number of projected errors, percentage of errors, percentage or errors national average, and error type threshold</li> <li>• Job Error Type – displays job information for each error type; displays Mailing Group ID, Customer Group ID, Job ID, User License Code, and Mailing Date</li> <li>• Job Error – displays detailed job information for all errors; displays Mailing Group ID, Customer Group ID, Job ID, User License Code, Mailing Date, and Earliest Job Mailing Date</li> <li>• Detailed Error – displays detailed information regarding each error type</li> <li>• Unmanifested Summary - displays the number of containers, handling units, and pieces that received a scan, but could not be associated to an eDoc job submission in the SASP system</li> <li>• Unmanifested by Facility - Undocumented by Facility Report displays the number of containers, handling units, and pieces could not be associated to an eDoc job submission in the SASP system; report lists unmanifested containers, handling units, and pieces by Scan Facility</li> <li>• Unmanifested Trending - displays a graph of the number of containers, handling units, and pieces that could not be associated to an eDoc job submission in the SASP system</li> <li>• Unmanifested Detail - displays detailed information regarding unmanifested scans</li> </ul>
2.2.6	Mail Anywhere	<p>Added:</p> <p>The Mail Anywhere option allows mailers to pay for postage at a</p>

<b>Section #</b>	<b>Title</b>	<b>Description</b>
		mailing facility other than the mail entry point. Postage is paid via a permit which is not local to the verification facility.
2.2.6.1	Mail Anywhere Mailings	<p>A mailing is identified as a Mail Anywhere mailing when the .mpa Payment Account Number and .seg Verification ZIP+4 are populated. When these conditions are met, additional Mail Anywhere validations are run on the eDoc</p> <p>Mail Anywhere validations;</p> <ol style="list-style-type: none"> <li>1. Postage statements are finalized at the mailing facility associated to the .seg Verification Facility ZIP+4.</li> <li>2. The .mpa Payment Account Number must be linked to the .mpa Permit Number or .mpa USPS Publication Number.</li> <li>3. A single eDoc may contain Mail Anywhere and non-Mail Anywhere records in a single submission, however the .mpa Permit ZIP+4 of records without .mpa Payment Account Number must match the .seg Verification ZIP+4.</li> <li>4. Periodicals support .mpu Processing Categories of FL = Flats and LT = Letters.</li> </ol>
Section 2.3.5	Combined	<p>Updated Section 2.3.5 Combined Mail:</p> <p>From: Multiple classes are allowed for Package Services combinations of Bound Printed Matter, Media Mail and Library Mail.</p> <p>To: Multiple classes for Package Services combinations of Bound Printed Matter, Media Mail and Library Mail is not supported.</p>

These are the changes from RIBBS Version 12.5 (Jun 20,2012) to RIBBS Draft Version 12.7 (June 29, 2012).

<b>Section #</b>	<b>Title</b>	<b>Description</b>
Appendix D	Added Mail.dat error	Added following new MDAT errors for R32 4409, 4410, 4411, 4412, 4413, 4414, 4417, 4418
Appendix D	Added Mail.dat warnings	Added following new MDAT warnings for R32 4415, 4416

Section #	Title	Description
Appendix D	Mail.dat client Error Messages	Updated Error Code 1170  From :  Cannot delete consolidator copal jobs  To :  Cannot delete consolidator copal jobs for Tray based submissions once the consolidator is accepted.
Appendix D	Mail.dat Error Messages and Warnings	Updated Error Messages and added Column "Action" to the following tables:  Table D-1 Mail.dat client Error Messages Table D-2 Mail.dat client Warning Messages Table D-3 Mail.dat Server Error Messages Table D-4 Mail.dat Server Warning Messages Table D-5 Mail.dat Pre-Validation Error Messages
Section 3.4	New Error Code Structure	Added Section 3.4 "New Error Code Structure"
Container Summary Record	<b>Table C-12. Container Summary Record - CSM</b>	Ready For SASP:  Changed: From: Y = Yes, Blank = No  To: Blank = Yes, N = No

These are the changes from RIBBS Version 12.5 (May 7, 2012) to RIBBS Draft Version 12.6 (June 20, 2012).

Section #	Title	Description
Appendix D	Table D- 4. Mail.dat Server Side Warnings	Removed Error Codes:  7125, 7126
Appendix D	Table D- 2. Mail.dat client Warning Messages	Removed Error Codes:  4387, 4388, 4397, 4404
Appendix G	Periodicals	Updated Release to 31.  Modified sections for C9 – C16 to Nonmachinable Flats and removed Parcels from C9 – C16.  Added lines C17 – C20 for Parcels and renumbered remaining



Section #	Title	Description
		lines.
Appendix D	Table D- 1. Mail.dat client Error Messages	<p>Updated Error Code 0534:</p> <p>From:</p> <p>For .hdr File Processing, the .hdr Mail.dat Presentation category contains an invalid value; it must contain P, I, S or M.</p> <p>To:</p> <p>For .hdr File Processing, the .hdr Mail.dat Presentation category contains an invalid value; it must contain P, I, S, M or C.</p> <p>Removed Error Codes:</p> <p>4369, 4371, 4373, 4375, 4377, 4379, 4381</p>
2.2.4	Copalletization Validation Constraints	<p>Changed:</p> <p>From:</p> <p>trays containing First-Class Mail letters:</p> <p>To:</p> <p>trays containing First-Class Mail letters, First-Class Mail cards or First-Class Mail flats:</p>
Appendix C	Table C- 26. Walk Sequence Record - WSR	<p>Removed:</p> <p>Applicable when Rate Category field in the CQT record is set to "A" (Saturation-ECR). If present, there must be one WSR record for each record in the PQT file.</p>
Appendix C	Table C- 2. Header Record - HDR	<p>Changed:</p> <p>From</p> <p>Required. Must be present for Rate Category field in the CQT record is set to "A" (Saturation-ECR)</p> <p>To:</p> <p>Required. Must match the record count of the Walk Sequence Record file.</p>
Appendix C	Table C- 2. Header Record - HDR	<p>Changed:</p> <p>From:</p> <p>Required. Must be present for Rate Category field in the CQT record is set to "A" (Saturation-ECR). Must match the record count of the Walk Sequence file.</p> <p>To:</p> <p>Must be populated with 'N' or 'O' if the Walk Sequence file is not included. If populated with 'O' the record count must be greater than 0.</p>

These are the changes from RIBBS Version 12.4 (March 5, 2012) to RIBBS Draft Version 12.5 (May 7, 2012).

<b>Section #</b>	<b>Title</b>	<b>Description</b>
2.2.3.1	Header File	<p>Changed:</p> <p>From:</p> <p>To successfully pass the Mail.dat validation, the Mail.dat Presentation Category field in the Header record must be populated with the following: one of P = Conventional Presort; S = Manifest Summary; I = Manifest Individual; or M = MLOCR.</p> <p>To:</p> <p>To successfully pass the Mail.dat validation, the Mail.dat Presentation Category field in the Header record must be populated with the following: one of P = Conventional Presort; S = Manifest Summary; I = Manifest Individual; or M = MLOCR or C= Consolidated Internal Copal job with linked logical and presort mailings.</p>
Appendix C	Table C- 2. Header Record - HDR	Added valid value to note: C= Consolidated Internal Copal job with linked logical and presort mailings to Mail.dat Presentation Category.

These are the changes from RIBBS Version 12.3 (March 16, 2012) to RIBBS Draft Version 12.4 (March 5, 2012).

<b>Section #</b>	<b>Title</b>	<b>Description</b>
2.2.3.5	Component Characteristics Record File	<p>Changed:</p> <p>From:</p> <p>In January for Mail.dat 12-1, the CCR Characteristic value, Mobile Interactive = MI is designated for the Mobile Interactive Barcode.</p> <p>To:</p> <p>In January for Mail.dat 12-1, the CCR Characteristic value, Mobile Interactive = MB is designated for the Mobile Interactive Barcode.</p>
2.2.3.4	Mobile Commerce Personalization Promotion	<p>Added:</p> <p>To claim and receive the 2012 Mobile Commerce Barcode promotion (2 % discount off total postage for First-Class Mail or Regular Standard Mail, or Nonprofit Standard Mail pieces bearing the two dimensional mobile barcode) set the CQT Service Level Indicator to "B" or "F" values to indicate the presence of the IMb, and in the CCR Characteristic field, populate "MB" for Mail.dat 12-1 or "MI" for 12-2. All of the pieces on a postage statement must have the mobile barcode to qualify for the promotion. For combined mail where the owner is identified, use the MPA Customer Reference ID to generate the postage statements so that all pieces on a postage statement have the</p>

<b>Section #</b>	<b>Title</b>	<b>Description</b>
		mobile barcode. Mailing Agents and Mail Owners must populate the CRID of Preparer field and CRID of Mail Owner field in the MPA.
2.3.1.1	Table 2-14. Key Postage Statement Generation Fields for Non-Periodicals	Removed: Key Postage Statement Generation Fields for Non-Periodicals: SEG
Appendix C	Table C- 17. Intelligent Mail Range Record – IMR	Added footnote: The IMR will be completely phased out by July 2013.

These are the changes from RIBBS Draft Version 12.3 (March 16, 2012) to RIBBS Draft Version 12.2 (March 5, 2012).

<b>Section #</b>	<b>Title</b>	<b>Description</b>
Preface		Changed: From: Appendix H includes information about the January 8, 2012 Release 29 for the January 22 price change. To: Appendix H includes information about the June 10, 2012 Release 30 (Summer Major).
2.2.1.5	Finalization	Changed: From: If the Mail.dat file contained any full-service mailpieces the finalization causes the Mail.dat file information to be sent to the Seamless Acceptance and Service Performance (SASP) system for processing. The SASP system delivers the start-the-clock information and the Address Change Service information to the Postal Service and the mailers. To: If the Mail.dat file contained any full-service mailpieces the finalization causes the Mail.dat file information to be sent to the Seamless Acceptance and Service Performance (SASP) system for processing. The SASP system delivers the start-the-clock information and the Address Change Service information to the Postal Service and the mailers. Starting with Release 31, finalization of a Mail.dat file with non full-service mailpieces will also cause the Mail.dat file information to be sent to the Seamless Acceptance and Service Performance (SASP) system for processing.
2.2.3.4	Mobile Commerce Personalization Promotion	Changed: Mobile Barcode to Mobile Commerce and Personalization Promotion From: For the Mobile Interactive Barcode, the By/For fields must be populated in the Mail.dat CQT and MPA files. Mail Service Providers who do mailings for clients are required to accept the MSP legal declaration through the BCG (Incentive Program

Section #	Title	Description
		<p>service) and register (their own CRIDs) for the Mobile Interactive Barcode Incentive. These MSP CRIDs are used by the Mailing Agent (MSP) to populate the "By" field of the eDoc By/For relationship as defined in the Mail.dat CQT and MPA files. Refer to Appendix H.</p> <p>To:</p> <p>The By/For fields must be populated: CRID of Preparer field and CRID of Mail Owner field in the MPA file. Mail Service Providers who do mailings for clients are required to accept the MSP legal declaration through the BCG (Incentive Program service) and register (their own CRIDs) for the Mobile Interactive Barcode Incentive. These MSP CRIDs are used by the Mailing Agent (MSP) to populate the CRID of Preparer field in the MPA. Refer to Appendix H.</p> <p>Added:</p> <ul style="list-style-type: none"> <li>• Other requirements:</li> <li>• Eligible Mail Classes - Standard Mail® and First-Class Mail®</li> <li>• Mail Categories – letters, flats and cards only</li> <li>• Mail Preparation – Presort and Automation (for Automation, letters/flats must have Intelligent Mail barcodes)</li> <li>• Permit Type – Permit, Metered Postage Affixed and Precanceled</li> <li>• Mail Service Providers (MSP) and Mail Owners must be identified using Preparer CRID and Mail Owner CRID in By/For (MPA file)</li> <li>• Commingled, co-mailed and combined mailings are allowed – separate postage statements are required.</li> </ul> <p>Changed from:</p> <p>There are three Interactive Barcode enrollment methods that allow MSPs to enroll their clients: one is through Mail.dat and Mail.XML eDoc submissions, through the Business Customer Gateway and Mail.XML IncentiveEnrollmentCreateRequest Message (Mail.XML version 12.X).</p> <ul style="list-style-type: none"> <li>• Incentive Program Enrollment through BCG Incentive Programs requires that the MSP accept the MSP legal declaration through the BCG (Incentive Program service), then optionally upload a file containing their clients' identifiers, e.g., CRID, MID, or Permit Number.</li> <li>• eDoc enrollment using Mail.dat (or Mail.XML) also requires the MSP to accept the MSP legal declaration; MSP client enrollment occurs in real-time when eDocs are submitted. <i>PostalOne!</i> will validate that the MSP CRID in the eDoc is enrolled as an MSP, proceeds to enroll the client(s) in the interactive barcode incentive based on the "For" field data, and will only then extend the discount if there are no system</li> </ul>

Section #	Title	Description
		<p>Warnings. <i>PostalOne!</i> will perform By/For Warning validations for the Interactive Barcode Incentive and generates a) By/For Warning (for MSP CRID not registered, invalid client Permit numbers, MID or CRIDS) and b) By/For Conflicts (same logic used in Full-Service). <i>PostalOne!</i> will process the eDoc in the case for Warnings and will not extend the incentive discount.</p> <ul style="list-style-type: none"> <li>For all incentives in general, an MSP or Mail Owner can use the new Mail.XML IncentiveEnrollmentCreateRequest Message to enroll (June 2012 - Release 10 Mail.XML v12.X). Note the MSP to perform legal declaration step prior to using this message. <i>PostalOne!</i> will validate that when the submitter selects the MSPIndicator message element of "Yes", the requesting submitter must be registered as a Mail Service Provider. If the submitter is not a valid Mail Service Provider then <i>PostalOne!</i> will reject the IncentiveEnrollmentCreateRequest. In the case where the requesting submitter selects the MSPIndicator message element of "No", then the requesting submitter will be treated as a mail owner who is registering for one or more incentive program(s).</li> </ul> <p>To:</p> <p>There are three methods for MSPs to register their clients for the Mobile Commerce promotion: one is through the Business Customer Gateway as discussed, Mail.dat and Mail.XML eDoc submissions, and by the new Mail.XML Incentive Enrollment Create Request Message.</p> <ul style="list-style-type: none"> <li>Incentive Program Enrollment through the BCG requires that the MSP accept the MSP legal declaration and promotion terms through the BCG (Incentive Program service) at least 24 hours prior to presenting the first qualifying mailing.</li> <li>eDoc enrollment using Mail.dat (or Mail.XML) also requires the MSP to accept the MSP legal declaration and promotion terms through the BCG at least 24 hours prior to presenting the first qualifying mailing. An MSP can then enrollment their clients in real-time when eDocs claiming the promotion are submitted. During postage statement finalization, <i>PostalOne!</i> will validate that the MSP CRID in the eDoc is enrolled as an MSP, proceed to enroll the client(s) in the Mobile Commerce promotion based on the "For" field data in the eDoc, and will only then calculate the discount if there are no system Warnings. <i>PostalOne!</i> will perform By/For Warning validations for the Mobile Commerce promotion and generates Warning for MSP CRIDs that are not registered and for invalid CRIDS. <i>PostalOne!</i> will process the eDoc in the case for Warnings (i.e., not fail files and not extend the Mobile Commerce promotion). Note: Mail Owner (clients) need not be pre-registered if the MSP is pre-registered and the MSP completes the By/For.</li> </ul>

Section #	Title	Description
		<ul style="list-style-type: none"> <li>For all incentives in general, an MSP or Mail Owner can use the new Mail.XML Incentive Enrollment Create Request Message to enroll (June 2012 - Release 10 Mail.XML v12.0A). Submitters imply they have read and agreed to the promotion terms posted on the BCG.</li> </ul>
Appendix C	Table C- 18. Container Quantity Record - CQT	<p>Changed Rate Category</p> <p>From:</p> <p>Standard Mail Parcels: A,B,D,PE,PG, PI,PK,PM,PQ,PR,P5,P6,P7,P8</p> <p>To:</p> <p>Standard Mail Marketing Parcels and Standard Mail Irregular Parcels: A,B,D,PE,PG, PI,PK,PM,PQ,PR,P5,P6,P7,P8</p>
Appendix C	Table C- 17. Intelligent Mail Range Record – IMR	Added Note: In 12-2 the IMR record is daggered.
Appendix C	Table C-12. Container Summary Record - CSM	<p>Added new Fields, Acceptable Values and Notes:</p> <p>Presort Labeling List Effective Date  Last Used Labeling List Effective Date  Presort City-State Publication Date  Last Used City-State Publication Date  Presort Zone Chart Matrix Publication Date  Last Used Zone Chart Matrix Publication Date  Last Used Mail Direction Publication Date</p>
Appendix C	Table C- 11. Component Characteristics Record – CCR (Mail.dat 12-1, 12-2)	<p>Changed Acceptable Values for Characteristics field:</p> <p>From:</p> <p>Content: CT, RR, NF, DC, PS, RT, MI, NP,  Incentive: SS, MT, VV, VP, RE, PI, SB  Fee: OS, GS, PP</p> <p>To:</p> <p>For 12-1 following values are supported:  Content: CT, RR, NF, DC, PS, RT, MI, NP,  Incentive: SS, MT, VV, VP, RE, PI, SB  Fee: OS, GS, PP</p> <p>For 12-1 (Errata 12.1.0.3) following values are supported:  Content: CT, RR, NF, DC, PS, RT, MI, NP  Incentive: CA, RC, DV, RO, MB, SS, MT, VV, VP, RE, PI, SB, IV  Fee: OS, GS, PP</p> <p>Added new field: Characteristic Type field (12-2 onwards);;Acceptable Value: Alphanumeric ; Valid values: “C” =</p>

Section #	Title	Description
		Content "I" = Incentive "F" =Fee  For 12-2 following values are supported: CT, SS, OS, RR, MT, GS, NF, VV, PP, DC, VP, PS, RE, RT, PI, MI, SB, NP, IV
Appendix C	Table C- 9. Component Record - CPT	Added Notes  Component - Rate Type field: The <i>PostalOne!</i> System will ignore the Priority Mail values: T1, T2, T3, T4, T5, E7, E8. These values were added to 12-2.  Postal Price Incentive ID field: Note: the Postal Price Incentive ID is daggered in 12-2  Standard Parcel Type field: For 12-2 the values are: M = Marketing, F = Not a Marketing parcel, BLANK = Not a Standard Parcel
Appendix C	Table C-4 Mail Piece Unit - MPU	Added to Notes  Postal Price Incentive ID field: Note: the Postal Price Incentive ID is daggered in 12-2  Postal Price Incentive Type field: Note: the Postal Price Incentive Type is daggered in 12-2  Standard Parcel Type field: For 12-2 the values are: M = Marketing, F = Not a Marketing parcel, BLANK = Not a Standard Parcel
Appendix C	Table C-3 Mail Piece Unit - MPU	Added to Mail Piece Unit - Rate Type Notes: The <i>PostalOne!</i> System will ignore the Priority Mail values: T1, T2, T3, T4, T5, E7, E8. These values were added to 12-2.
Appendix C	Table C- 8. Mailer Postage Account Record - MPA	Changed Mail Owner's Lcl Permit Ref Num / Int.l Bill Num field From: Numeric  To: Numeric (11-1, 11-2, 12-1) Alphanumeric (12-2)
Appendix C	Table C-3 Segment Record -SEG	Added:  Bypass Seamless Acceptance (12-2 only)  "Y" = Yes; Blank = No This field will allow a mailer to indicate a mailing that does not meet the criteria for Seamless Acceptance from a facility that participate under normal circumstances.
Appendix C	Table C-3 Segment Record -SEG	Added:  Information Exchange Field  For 12-2. Optional. This field is for the exchange of private information between sender and catcher.
Appendix C	Table C-3 Segment	Change Mail Facility ID Field From:

Section #	Title	Description
	Record -SEG	<p>Mail Facility ID (09-1) eDoc Sender CRID (11-1 and 11-2)</p> <p>To: Mail Facility ID (09-1) eDoc Sender CRID (11-1, 11-2, 12-1 and 12-2)</p> <p>Added to Notes: The size of the eDoc Sender CRID is changed from 10 to 12 characters.</p>
Appendix D	Table D- 1. Mail.dat client Error Messages	<p>Updated Error Codes: 0739, 1010, 3924, 3925, 3926, 3927, 3929, 3930, 3937, 3938, 3947, 3950, 4204, 4205, 4277, 4299</p> <p>Added: D-2 for Mail.dat client Warning Messages: 4387, 4388, 4389 D-4 Mail.dat Server Warning Messages: 7125, 7126, 7127</p> <p>Removed Error Code: 2400</p>
Appendix H	Release 31 Functionality	<p>Changed</p> <p>From:</p> <p><b>MSP Enrollment Validations</b> The <i>PostalOne!</i> system shall create an enrollment record based on the mail owner By field of the By/For relationship as defined in the Mail.dat CQT and MPA files for an incentive (triggered using Mail.dat CCR Characteristic type value I = Incentive. <i>PostalOne!</i> will validate that the MSP is already enrolled as an MSP in the Incentive Program system. In order to process any eDoc with incentives, the system will require the By/For identification data elements in eDoc for Non Full-Service mail. The system will perform By/For validations and generate a) the By/For Warning (for invalid MID or CRIDS) and b) the By/For Conflict data. The system will process the eDoc in case there was a Warning in the mail owner registration process.</p> <p>To:</p> <p><b>MSP Enrollment Validations</b> If the Mail.dat CCR Characteristic Type field is I=Incentive and CCR Characteristic field is a valid incentive and the MSP (defined by CRID of Preparer field in MPA) has declared itself a MSP (through the Business Customer Gateway), the <i>PostalOne!</i> system for Mobile Barcode Incentive mailings will attempt to create a client enrollment record based on the mail owner CRID of Mail Owner field in the MPA file for an incentive. <i>PostalOne!</i> will validate that the MSP is already enrolled as an MSP in the Incentive Program system. In order to process any eDoc with CCR where the Characteristic Type field = I, the system will require the By/For identification data elements: CRID of Preparer</p>



Section #	Title	Description
		<p>field and CRID of Mail Owner field in the MPA record. The system will perform By/For warning for invalid CRIDs. The system will process the eDoc (i.e., not reject the file) and will not include the incentive discount if there is a warning.</p> <p>Added:</p> <p><b>Metered Postage Affixed and Precanceled</b></p> <p>The QR Barcode (Mobile Interactive Technology) Incentive Program, which was offered last summer, is extended to metered and Precanceled permit type for the 2012 Mobile Commerce and Personalization Promotion.</p> <p>Mailings with postage paid by metered or Precanceled stamp postage will have the percentage discount deducted from the additional postage due. Price at which Postage is affixed must be "Neither" when the mailing is based on authorized Special Postage Payment Systems, Value Added Refund &amp; Combined Value Added Refund mailings.</p> <p>For authorized customer who use Special Postage Payment Systems, Value Added Refund and Combined Value Added Refund mailings, Meter Lowest, Neither, or Correct are available options. Value Added Refund mailings may have postage affixed at any qualifying automation or presort price. The incentive discount will be included with the VAR amount and returned to the authorized Mail Service Provider. VAR is only available for First-Class and Standard Mail Letters.</p> <p>To affix the appropriate postage reflecting the reduced promotion prices, these authorized customers must select "Neither" and use the amount listed in the table below for each piece in the mailing.</p>
Document Change History		<p>Removed Entries:</p> <p>Changes from RIBBS Draft Version 11.7 (Aug 1, 2011) for release 27 (Jun 26), release 28 (Nov 6) and release 29 (Jan 8) to RIBBS Version 1.8 (Aug 8, 2011).</p>

These are the changes from RIBBS Draft Version 12.2 (March 5, 2012) to RIBBS Draft Version 12.1 (February 28, 2012).

Section #	Title	Description
-----------	-------	-------------

<b>Section #</b>	<b>Title</b>	<b>Description</b>																											
Preface		<p>Change</p> <p>From: Appendix H includes information about the January 8, 2012 Release 29 for the January 22 price change.</p> <p>To: Appendix H includes information about the June 10, 2012 Release 30 (Summer Major).</p>																											
Program Overview	Table 1- 3. Releases and Mail.dat Versions	<p>Changed</p> <p>From:</p> <p style="text-align: center;"><b>Table 1- 4. Releases and Mail.dat Versions</b></p> <table border="1" style="margin-left: auto; margin-right: auto;"> <thead> <tr> <th>Date</th> <th>Release</th> <th>Mail.dat Versions Available</th> </tr> </thead> <tbody> <tr> <td>Apr 17, 2011</td> <td>26.1</td> <td>09-1 and 11-1</td> </tr> <tr> <td>Jun 26, 2011</td> <td>27</td> <td>09-1 and 11-1</td> </tr> <tr> <td>Nov 6, 2011</td> <td>28</td> <td>11-1 and 11-2</td> </tr> <tr> <td>Jan 8, 2012</td> <td>29</td> <td>11-2 and 12-1</td> </tr> </tbody> </table> <p>To:</p> <p style="text-align: center;"><b>Table 1- 5. Releases and Mail.dat Versions</b></p> <table border="1" style="margin-left: auto; margin-right: auto;"> <thead> <tr> <th>Date</th> <th>Release</th> <th>Mail.dat Versions Available</th> </tr> </thead> <tbody> <tr> <td>Jan 8, 2012</td> <td>29</td> <td>11-1 (for updates), 11-2 and 12-1</td> </tr> <tr> <td>Apr 1, 2012</td> <td>30</td> <td>11-2, 12-1</td> </tr> <tr> <td>Jun 10, 2012</td> <td>31</td> <td>11-2 (for updates), 12-1 and 12-2</td> </tr> </tbody> </table>	Date	Release	Mail.dat Versions Available	Apr 17, 2011	26.1	09-1 and 11-1	Jun 26, 2011	27	09-1 and 11-1	Nov 6, 2011	28	11-1 and 11-2	Jan 8, 2012	29	11-2 and 12-1	Date	Release	Mail.dat Versions Available	Jan 8, 2012	29	11-1 (for updates), 11-2 and 12-1	Apr 1, 2012	30	11-2, 12-1	Jun 10, 2012	31	11-2 (for updates), 12-1 and 12-2
Date	Release	Mail.dat Versions Available																											
Apr 17, 2011	26.1	09-1 and 11-1																											
Jun 26, 2011	27	09-1 and 11-1																											
Nov 6, 2011	28	11-1 and 11-2																											
Jan 8, 2012	29	11-2 and 12-1																											
Date	Release	Mail.dat Versions Available																											
Jan 8, 2012	29	11-1 (for updates), 11-2 and 12-1																											
Apr 1, 2012	30	11-2, 12-1																											
Jun 10, 2012	31	11-2 (for updates), 12-1 and 12-2																											
Table 2-30.	Allowable CSM Transportation Update Values	<p>Changed CSM Field Name</p> <p>From: Container ID</p> <p>To: Display Container ID</p>																											
Appendix C	Table C - 2	<p>Changed: The Notes column for all "File Status" fields</p> <p>From:</p> <p>Required. Must be populated with 'N' or 'O' if the _____ file is not included. If populated with 'O' the record count must be 0.</p> <p>To:</p> <p>Required. Must be populated with 'O' or 'N' if the _____ file is not included. If populated with 'O' the record count must be greater than 0.</p>																											
Table C-28. Piece Detail Record -PDR	Piece Detail Record IM™ Barcode, Notes	<p>Changed</p> <p>From:</p> <p>If not Full-Service, leave IM™ Barcode blank and fill in the delivery point in the required Piece Barcode.</p> <p>To:</p> <p>If not Full-Service, leave IM™ Barcode blank if other than the IMb</p>																											

Section #	Title	Description
		<p>and fill in the delivery point in the required Piece Barcode.</p> <p>Added:</p> <p>The PDR-1122 (“IM™ Barcode”) may be populated for Basic mailpieces but it is not required nor processed for full-service.</p>
Appendix D	Table D- 1. Mail.dat client Error Messages	<p>Added Error Codes:</p> <p>4366, 4367, 4368, 4369, 4370, 4371, 4372, 4373, 4374, 4375, 4376, 4377, 4378, 4379, 4380, 4381, 4382, 4383, 4384, 4385, 4386</p> <p>Updated Error Messages: <b>Error Code 4361</b></p> <p>From:</p> <p>When Zone Matrix Date field is populated, it must contain a valid date.</p> <p>To: (11-2, 12-1 Version)</p> <p>Date Data Type Error: When the .hdr Zone Matrix Date is populated, it must be a valid date formatted as YYYYMMDD.</p> <p>Updated Error Messages: <b>Error Code 4196</b></p> <p>From:</p> <p>The .csm Container Type field contains an invalid value; it must contain ‘P’, ‘F’, or ‘S’ for FSS Preparation.</p> <p>To:</p> <p>The .csm Container Type field contains an invalid value; it must contain ‘1’, ‘2’, ‘3’, ‘4’, ‘5’, ‘P’, ‘F’, or ‘S’ for FSS Preparation.</p>
2.2.9	Unsupported Mailing Cases	<p>Removed (as USPS now supports):</p> <p>Move Update method updates.</p> <p>Periodicals Exception to Sacking (DMM section 707.23.4.2). Sacking is not required for bundles prepared for and entered at a DDU when the mailer unloads bundles under (DMM section) 707.28.4.6. Mail presented under this exception is not subject to the container charge (but is still subject to the bundle charges).</p> <p>For MLOCR mailings, postage statements cannot claim the “Single Piece” rate category.</p> <p>Logical container with weight over 9999.9 pounds. Workaround: use 9999.9 pounds. There is no check on weight for logical containers.</p> <p>Reply Rides Free is not supported for metered mailings with</p>

Section #	Title	Description
		<p>mailpiece weights reported at 1 oz. The work around is to report a weight over 1 oz up to 2 oz for these pieces.</p> <p>Added:</p> <p>For the Mail.dat container, Air Box container type that used to support Air Boxes. USPS currently does not support presorting into an Air Box, instead container type is treated as pallet and charged as sack.</p>
2.3.1.1	Non-Periodicals Key Postage Statement Generation Fields	<p>Added to Table 2-14. Key Postage Statement Generation Fields for Non-Periodicals:</p> <p>Included In Other Documentation Field for CSM for Mail.dat 12-2 ONLY</p>
2.2.3.4	Mobile Barcode	<p>Changed</p> <p>From:</p> <p><b>Mobile Barcode:</b></p> <p>Beginning in Release 27.0, the new .cpt Postal Price Incentive Type 'MB' (Mobile Barcode) will be supported for First-Class and Standard Mail letters and flats mailings for Mail.dat 11-1 and 11-2 files.</p> <ul style="list-style-type: none"> <li>• Mobile barcode must be two-dimensional and readable by a mobile smartphone. One dimensional barcodes do NOT qualify.</li> <li>• Mailing documentation must be submitted electronically and postage must be paid using a permit imprint.</li> <li>• Participating mailers will be required to affirmatively claim this promotion in electronic postage statement submissions, certifying each mailpiece contains a mobile barcode either within, or on the outside of the mailpiece.</li> <li>• All mailpieces in a mailing statement must contain a mobile barcode. If the entire mailing does not contain a mobile barcode, the promotion will be ignored and the discount will not be applied to the postage statement.</li> <li>• With the exception of IMb full-service discount, only one incentive per mailing will apply.</li> <li>• Mobile barcode must be used for marketing and advertising purposes. Mailpieces containing mobile barcodes that convey information about the postage value, destination, sender and machine serial number for security do not qualify.</li> <li>• The mobile barcode promotion does not apply to comailings.</li> <li>• The mobile barcode incentive will only be accepted for mailings that having a Postage Statement Mailing Date within</li> </ul>

Section #	Title	Description
		<p>the promotion period. If a mobile barcode mailing is submitting with Postage Statement Mailing Dates outside of the promotion period, the job will be rejected.</p> <p>To:</p> <p>In Release 27.0, the .cpt Postal Price Incentive Type 'MB' (Mobile Barcode) is supported for First-Class and Standard Mail letters and flats mailings for Mail.dat 11-1 and 11-2 files.</p> <p>In January for Mail.dat 12-1, the CCR Characteristic value, Mobile Interactive = MI is designated for the Mobile Interactive Barcode. Therefore MI must be populated in the characteristic field, in the CCR. There can only be one incentive per component. There may be zero or many component characteristics for a component in a mailpiece. If more than one Content of Mail in CCR record, must at least contain the Content MI = Mobile Interactive Technology</p> <p>In the June for Mail.dat 12-2, the <i>PostalOne!</i> system will support the .ccr Characteristic Type field, supporting values: C = Content, I = Incentive, or F = Fee. The value MI must be populated in the characteristic field, in the CCR, when the Characteristic Type = I.</p> <p>The 2012 Mobile Barcode promotion provides business mailers with an upfront discount on Standard Mail and First-Class Mail letters, flats, and cards (presort and automation) that include a two-dimensional (2-D) barcode or print/mobile technology that can be read or scanned by a mobile device. The technology must lead the recipient to either:</p> <p>A mobile optimized webpage that allows the recipient to purchase a product or service on the mobile device. The entire purchase and checkout experience must be mobile optimized. Or, A personalized URL, which is a web page that is tailored to an individual recipient. For each recipient on the mailing list, the web address and content of the web page must be unique.</p> <p>Go to section for full reading of the additions.</p>
2.2.3.5	Component Characteristics Record File	<p>Added: Mail.dat 12-2 only (Release 31):</p> <p>In the June 10, 2012, the Postal Service will implement the new Characteristic Type field with values: C=Content, I=Incentive and F=Fees.</p> <ul style="list-style-type: none"> <li>The <i>PostalOne!</i> system shall support following values for CCR Characteristic field when the CCR Characteristic Type field is populated: <ul style="list-style-type: none"> <li>CT = Catalog</li> <li>DC = DVD/CD or other disk</li> <li>GS = Geographic Surcharge</li> <li>IV = Invoice</li> </ul> </li> </ul>

Section #	Title	Description
		MI = Mobile Interactive Technology MT = Mailer Type NF = Contents NOT required to be mailed FCM NP = PACT act OS = Operational Surcharge PI = Piece Count PP = Picture Permit Indicia PS = Product Sample RE = Revenue RR = Reply Envelope or Reply Card RT = Round Trip ONLY: One DVD/CD or other disk (can be LT or FL) SB = Small Bus w/% off SS = Seasonal Sale VP = Volume w/price off VV = Volume w/% off

These are the changes from RIBBS Draft Version 12.1 (February 28, 2012) to RIBBS Draft Version 12.0 (December 27, 2011).

Section #	Title	Description
Preface	Preface	Removed:  The requirements in this document related to the price change in January 2012 are subject to change at any time up to scheduled implementation date.
2.2.3.10	Container Summary Record File	Added:  The system will process the CSM Included In Other Documentation field value: I = Internal co-palletization indicator from the Origin Job - Original Container. The value of 'I' will indicate to the system that will postage statements shall not be required to be finalized prior to submission of the consolidator file set. A CSM update can not contain both values 'O' and 'I' in the CSM Included in Other Documentation field in the same mailing/presort. If the original Included in Other Documentation field in the CSM contains 'O', then 'I' is not an acceptable value; If the original Included in Other Documentation field in the CSM contains 'I' then 'O' is not an acceptable value.  The CSM Included In Other Documentation field is a postage statement variable and generates unique Postage Statements for origin submissions of tray based copal or consolidator submission of bundle based copal.

Section #	Title	Description
2.2.9	Unsupported Mailing Cases	<p>Removed as USPS now supports the Case:</p> <p>The following mailing cases are not supported using Mail.dat files:</p> <p>Co-mailings with multiple mail classes. This includes the experiment for copalletization of Periodicals and Standard Mail.</p> <p>The Original Container Information (OCI) report for the Mail.dat job submitted by the consolidator for copalletized trays will not show up on the dashboard. The consolidator must provide this report or its equivalent by alternative means. The OCI Report will display on the dashboard for copalletized trays. The consolidator will be required to submit the MPA file with the Permit ZIP+4 and CRID of Preparer included.</p> <p>Metered at lowest or neither rate with postage due paid by a meter strip affixed to postage statement.</p>

These are the changes from RIBBS Draft Version 11.14 (Dec 17, 2011) to RIBBS Draft Version 12.0 (December 27, 2011).

Section #	Title	Description
APPENDIX G	Mapping Mail.dat Fields to Postage Statements	<p>Updated:</p> <p>Moved column for Line Number to be listed next to the Section column.</p> <p>Removed the Rate Category values of '0'. '0' was a place holder this field should be blank, as Rate for those line numbers are driven by other factors.</p> <p>Corrected:</p> <p>Keys to the Mappings for Rate Category for Standard Mail, Marketing Parcels Postage Section G, Lines 10-18.</p> <p>From:</p> <p><b>(IDEAlliance Piece and Pound Rates)</b></p> <p><b>Piece Rates</b></p> <p>PE = 5-Digit  PK = SCF  PQ = NDC  PR = Mixed NDC</p> <p>To:</p> <p><b>(IDEAlliance Standard Parcels - Piece Rates)</b></p> <p>PI = 5-Digit</p>

Section #	Title	Description
		PM = SCF P7 = NDC P8 = Mixed NDC
2.2.3.6	Mailpiece Unit File	Changed:  From <b>Election Mail</b> Beginning in Release 29.0, the .mpu Mailpiece Unit – Rate Type 'V' will be supported for First-Class Mail for Mail.dat version 12-1 files.  To <b>Election Mail</b> In a future release, the .mpu Mailpiece Unit – Rate Type 'V' will be supported for First-Class Mail for Mail.dat version 12-1 files.
2.2.3.4	Component File	Changed:  From <b>Election Mail</b> Beginning in Release 29.0, the .cpt Component – Rate Type 'V' will be supported for First-Class Mail for Mail.dat version 12-1 files.  To <b>Election Mail</b> In a future release, the .cpt Component – Rate Type 'V' will be supported for First-Class Mail for Mail.dat version 12-1 files.





# 1. Program Overview

The *PostalOne!*® system is an electronic suite of services being developed for business mailers by the United States Postal Service® to dramatically improve the mailing process. The system takes advantage of the advances in technology and leverages them to significantly improve and simplify the mailing experience.

One of the ways the system enables customers to electronically send detailed information is using the mailing industry's standardized Mail.dat® format. See the IDEAlliance® Mail.dat specifications at <http://www.idealliance.org/>. Customers using Mail.dat files no longer have to complete manual qualification reports (standardized documentation) or postage statements because these can be automatically generated by the *PostalOne!* System using the information in the Mail.dat file. In fact, much of the acceptance and verification process has been automated, enabling a faster and more accurate method of verifying, accepting, and finalizing postage statements.

Applying for and obtaining access to the *PostalOne!* System is quick and easy. For information on how to apply and obtain access see the User Access to Electronic Mailing Information and Reports Guide available on <http://ribbs.usps.gov/index.cfm?page=intellmailguides>.

Customers with access to the *PostalOne!* system can download the estimated postage, view individual postage statements within a mailing, see a running total of postage statement activity, and view the reconciliation of the information at the end of a mailing information exchange process (mailing job). By automating and incorporating payment processing into the *PostalOne!* System, payments for mailing jobs can be electronically processed with local trust accounts, Centralized Account Payment System (CAPS) trust accounts or CAPS debit accounts. See <http://caps.usps.gov/capshome.asp> for more information on CAPS.

**Releases Addressed:** This technical specification version covers the following releases and Mail.dat versions:

**Table 1- 1. Releases and Mail.dat Versions**

Date	Release	Mail.dat Versions Available
Apr 1, 2012	30	11-2, 12-1
Jun 10, 2012	31	11-2 (for updates), 12-1 and 12-2
Oct 14, 2012	32	12-1 and 12-2
Jan 13, 2013	33	12-1 (for updates), 12-2 and 13-1

This technical specification discusses Mail.dat versions 12-1, 12-2, and 13-1; all of which support the full-service option. Detailed information about the Mail.dat Versions available is at **USPS Support of IDEAlliance Specifications document** now on RIBBS:  
[https://ribbs.usps.gov/intelligentmail\\_schedule/documents/tech\\_guides/specs/IDEAllianceSpecs.pdf](https://ribbs.usps.gov/intelligentmail_schedule/documents/tech_guides/specs/IDEAllianceSpecs.pdf)

All Mail.dat versions use the same upload client as described in Section 3, *PostalOne! Mail.dat client Software*. Mailers must successfully complete testing Mail.dat 12-2 or 13-1 in the Test Environment for Mailers (TEM), before files can be submitted in the live "Production" environment.

**TEM (Test Environment for Mailers):** This environment is part of the software approval process for all mailers prior to moving into the Production environment. Mailers must work with the *PostalOne!* Help Desk to start the approval process for their software, and must be approved in the TEM environment,

prior to sending Mail.dat transactions to the Production environment. For further information, see the *Test Environment for Mailers: Checklist and Troubleshooting Guide*, available on <http://ribbs.usps.gov/index.cfm?page=intellmailguides>.

**Production Environment:** This environment will be used by all customers that have been approved in the TEM environment by the USPS to start sending Mail.dat transactions for postage payment.

As an added benefit, the Transportation Management function of the *PostalOne!* system provides users with the ability to make surface and air transportation assignments, and to route mail in the mailer's own plant. This capability is a great benefit to many of the larger First-Class Mail® customers because they can track mailings more accurately with detailed routing information. This capability includes, but is not limited to, information found in Mail.dat files.

Mail.dat files may be used with Mail.XML to schedule appointments. See the *Postal Service Mail.XML Technical Specification for Appointment Scheduling (FAST)*, available on <http://ribbs.usps.gov/index.cfm?page=intellmailguides>.

Mail.dat files may be used with some postage payment-related Mail.XML messages. See the *Postal Service Mail.XML Technical Specification for Postage Payment and Reporting (eDoc)*, available on <http://ribbs.usps.gov/index.cfm?page=intellmailguides>.

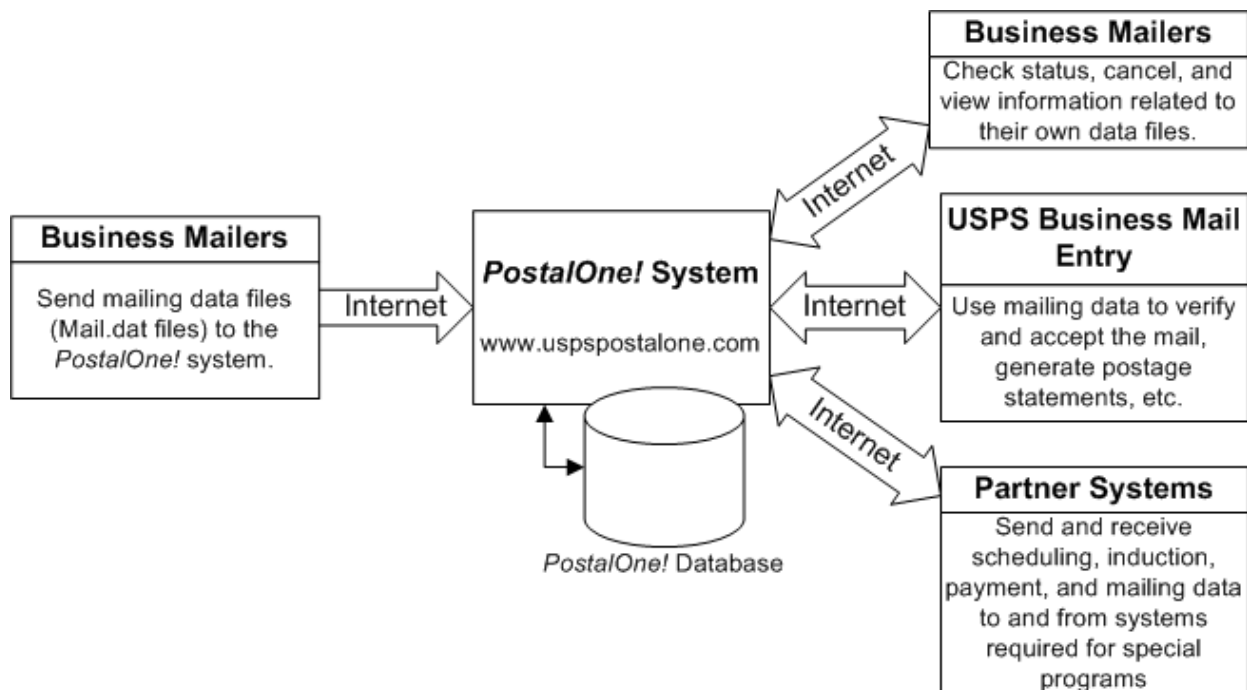
The Mail.dat files may be used with some full-service and profile management Mail.XML messages. See the *Postal Service Mail.XML Technical Specification for Profiles and Full-service Feedback*, available on <http://ribbs.usps.gov/index.cfm?page=intellmailguides>.

## 2. Sending Properly Configured Mail.dat Files

To successfully conduct business electronically in the *PostalOne!* system, the Mail.dat files sent via the Internet must be in the mailing industry format maintained in the IDEAlliance specification for Mail.dat.

Mail.dat files are processed and stored in the *PostalOne!* system. Postal Service™ personnel access these files over the Internet to conduct business and to support verification and acceptance procedures. The *PostalOne!* System uses the Mail.dat files to generate postage statements, qualification reports, reconciliation reports, eInduction reports and other reports for customers who have presented mailings to the Postal Service and displays that information to the customers. Postal Service acceptance clerks review the generated qualification reports and postage statements together with the physical mail in the mail verification and acceptance process.

The figure below illustrates the relationship between the system and its users. It shows how business mailers submit mailing data to the *PostalOne!* System and how that data is retrieved by Postal Service business mail entry units.



**Figure 2-1. The *PostalOne!* System - Electronic collaboration via the Internet**

Note: Mail.dat is a registered trademark of International Digital Enterprise Alliance, Inc. (IDEAlliance®) 2001-2011. IDEAlliance (<http://www.idealliance.org/>) is a not-for-profit membership organization. IDEAlliance advances core technology to develop standards and best practices to enhance efficiency and speed information across the end-to-end digital media supply chain - creation, production, management, and delivery of knowledge-based multimedia content - digitally and in print.

## 2.1 Key Technical Requirements

### 2.1.1 Internet Connection

The minimum required speed for connectivity is 56kps. For optimal performance, the *PostalOne!* team suggests that users with file sizes greater than one megabyte (MB) use some form of high-speed Internet access, such as T1 line, DSL, cable modem, etc.

Note: Some service providers grant users faster download than upload speeds. As the file transfer tool is uploading, rather than downloading, files, limits placed on upload speed may impact performance. Users with long upload times may want to review their Internet connection speeds to see if the issue is the upload limits placed by their service providers.

### 2.1.2 Formatted Mail.dat files

To participate in the *PostalOne!* program, the files and fields must comply with the *PostalOne!* implementation of the *Mail.dat File Specification*. *PostalOne!* validation and business rules for Mail.dat may differ from what is identified in the Mail.dat specification. Additional technical details concerning Mail.dat file format and content, as used by the *PostalOne!* system, are provided in Section 2.2, Configuring Mail.dat files for Processing.

**Participants must successfully transfer supported versions of Mail.dat files to the Testing Environment for Mailers (TEM) *PostalOne!* System before transferring Mail.dat files to the Production *PostalOne!* System.**

### 2.1.3 Methods of Transferring Files (Manual and Batch)

The *PostalOne!* system provides a choice of transfer methods for Mail.dat files. Mailing data files can be transferred manually (*manual*) or unattended (*batch*).

**Manual mode for Mail.dat 11-2 and later.** In manual mode, customers log on to their client application, select the files they want to send, and then upload them. This mode is called manual because a person must actively use the software client provided by the *PostalOne!* system and be present while the files are transferred. See the *PostalOne!* Mail.dat client Software for instructions to download the *PostalOne!* Mail.dat client used for all Mail.dat versions in manual mode.

**Batch mode for Mail.dat 11-2 and later.** Customers must download and configure the new software client. See the *PostalOne!* Mail.dat client Software for instructions to download the *PostalOne!* Mail.dat client used for all versions of Mail.dat in batch mode. When using batch mode, the *PostalOne!* servers return file transfer status feedback to the sender's workstation automatically. The feedback information (receipt file) is written to the client's workstation in either XML or ASCII text formats. A third format, enhanced XML, is supported. The receipt files may be loaded into a spreadsheet or your own database for storage and viewing. For more information on the receipt file format and its contents, see Appendix A. Status Receipt File Layout.

Note: If network failure prevents validation from completing, the system will attempt to reconnect to the network and resubmit the batch job a configurable number of times, currently set to three times. A delay, currently set to five minutes, will occur between each submission to provide time for the network issue to resolve. Files will not fail validation until all resubmissions have failed.

### 2.1.4 Technical/Operational Prerequisites

As previously discussed, the system is Internet-based and the basis for conducting business electronically for the successful exchange of mailing data information between business mailers and the

Postal Service. As a result, an Internet-based infrastructure must exist that is compatible with the *PostalOne!* system.

This section provides details on all of the technical and operational prerequisites necessary to successfully send mailing data files to the system. Topical areas include:

**Hardware prerequisites.** The base requirements for the hardware elements of the computer system that will access and send mailing data files to the *PostalOne!* system such as the recommended physical memory amounts. For more information on hardware prerequisites, see Section 2.1.4.1 *Hardware*.

**Software prerequisites.** The base requirements for the software elements of the computer system that will access and send mailing data files to the *PostalOne!* system, such as browser software versions. For more information on software prerequisites, see Section 2.1.4.2, *Software*

**Networking prerequisites.** The base requirements for the networking elements of the computer system that will access and send mailing data files to the system, such as firewall settings. For more information on network prerequisites, see Section 2.1.4.3, *Network*.

**Mail.dat prerequisites.** The base requirements for the actual files sent are in the IDEAlliance *Mail.dat File Specification*. The *PostalOne!* system complies with the IDEAlliance *Mail.dat File Specification*. As a result, Mail.dat files must comply with this specification and the additional business and validation rules implemented by the *PostalOne!* system and noted in this technical specification. This document notes any instances where the *PostalOne!* system differs from the Mail.dat specification, and supersedes the specification in all such instances. For more information, see Section 2.1.4.4, *Information/Manuals*.

**Participants must successfully transfer Mail.dat files to the Testing Environment for Mailers (TEM) *PostalOne!* System before transferring Mail.dat files to the Production *PostalOne!* System.**

**User License Code (ULC) prerequisites.** To use Mail.dat, the company must have a ULC, also called a Provider Code. Business mailers using Mail.dat should already have a ULC; if not, they need to get one before continuing. For more information, see Section 2.1.4.5, *User License Code*.

**CRID and MID prerequisites.** To use Mail.dat, a Customer Registration ID (CRID) is required, a Mailer ID (MID) is optional. For more information, see Section 2.1.4.6, *CRIDs and MIDs*.

**Optional digital certificate prerequisites.** Digital security certificates are not required for Mail.dat files. For digital certificate requirements, see Sections 2.1.4.7 *Security Certificates and Additional Logging*

In addition to the Validation Log, by default the Mail.dat client will create two other log files, the Client Log file (default location: C:\client.log) and the Debug Log (default location: C:\debug.log). The Client Log file will contain informational messages, warnings and errors that the Mail.dat client outputs while running. The Debug Log file contains the same information as the Client log file, as well as debugging level information. If users are interested in monitoring logging of the Mail.dat client, they can monitor the Client Log file for events. The Debug Log is used by the *PostalOne!* Help Desk while investigating issues.

Users may also find it useful to monitor the Standard Out and Standard Error streams when the Client is running. All Debug level and above events are output to Standard Out.

The Mail.dat client uses the log4j logging system to generate log events. These settings can be customized by modifying the log4j.properties files in the config folder. The log4j system is an industry standard Java logging library. More information can be found here: <http://logging.apache.org/log4j/1.2/index.html>.

### 2.1.4.1 Hardware

The minimum workstation requirements to send data files are a PC with a Pentium IV 1 GHz processor, Microsoft® Windows® 95/98/2000/XP operating system, and 256 MB RAM. Depending on the size of the Mail.dat job, RAM requirements vary. The table below details the RAM requirements:

**Table 2-1. RAM Requirements Based on Net Job Size**

<b>Net Size of Mail.dat Job (MB) *</b>	<b>Recommended Physical RAM</b>
0 – 10	64 MB
11 – 25	128 MB
26 – 50	256 MB
> 50	>1024 MB

\* The net size of a Mail.dat job is calculated as the "total size of all files" associated with a job, minus the size of the PQT, SNR, and PDR files.

For Mail.dat jobs with a large total file size, file transmission may result in an "Out of Memory" error on the Mail.dat client software. To resolve this issue, modify the Java™ Virtual Machine (JVM) memory arguments, and then retry the transmission. For more information on how to modify the JVM memory settings, see Section 2.1.3 for manual mode and batch mode. For detailed information on physical RAM and JVM memory recommendations with *PostalOne!* Mail.dat client software, see Section 3.1.5.

Note: UNIX workstations can also be used to send mailing data files in Batch processing mode. For more details, see Additional Logging.

In addition to the Validation Log, by default the Mail.dat client will create two other log files, the Client Log file (default location: C:\client.log) and the Debug Log (default location: C:\debug.log). The Client Log file will contain informational messages, warnings and errors that the Mail.dat client outputs while running. The Debug Log file contains the same information as the Client log file, as well as debugging level information. If users are interested in monitoring logging of the Mail.dat client, they can monitor the Client Log file for events. The Debug Log is used by the *PostalOne!* Help Desk while investigating issues.

Users may also find it useful to monitor the Standard Out and Standard Error streams when the Client is running. All Debug level and above events are output to Standard Out.

The Mail.dat client uses the log4j logging system to generate log events. These settings can be customized by modifying the log4j.properties files in the config folder. The log4j system is an industry standard Java logging library. More information can be found here: <http://logging.apache.org/log4j/1.2/index.html>.

Beginning in Release 29.0, the Mail.dat client Application will be supported on a Windows 7 environment.

### 2.1.4.2 Software

Windows workstations used for transferring files should be configured using the following software:

A text editor or third-party Mail.dat viewer. This software is necessary to analyze the contents of the Mail.dat files and resolve any file format or content problems reported by the *PostalOne!* system.

For Mail.dat versions 09-1 and above, the Java version is automatically installed and must be at least 1.5.

The Batch Processor has a different requirement. For information about batch mode requirements, see *PostalOne! Mail.dat* client Software.

### **2.1.4.3 Network**

The File Transfer software (Manual mode) uses http/https protocol to communicate through ports 80 and 443. If firewall settings prevent http/https communication through ports 80 and 443, reconfigure the firewall to allow this traffic. Port 443 is the standard port for https communication.

The *PostalOne! Mail.dat* client software can be configured to work through a proxy server when needed. See section 3.1.10 for proxy-related configuration steps.

### **2.1.4.4 Information/Manuals**

To accurately configure the Mail.dat files, use this technical specification and the *Mail.dat File Specification*, Version 11-2, 12-1 and 12-2. The *Mail.dat File Specification* is a key document from IDEAlliance. As a nonprofit organization, IDEAlliance charges a nominal fee to license the file specification. The fee covers the costs of changes, updates, printing, and notifications to customers. The current copy of the Mail.dat specification is available to download at <http://www.idealliance.org/specifications/maildat>.

For technical support, contact the *PostalOne!* Customer Support team. See Chapter 4, *PostalOne!* System Help Desk, for contact information.

### **2.1.4.5 User License Code**

To participate in the *PostalOne!* program, obtain a valid User License Code (ULC) (sometimes called a provider code) from IDEAlliance, who assigns a ULC to each Mail.dat user. The ULC uniquely identifies the customer to the Postal Service. Customers who generate, update, or pass along Mail.dat files for subsequent use must have a ULC. The Postal Service systems treat the User License Code or provider code as case sensitive.

### **2.1.4.6 CRIDs and MIDs**

With Mail.dat, use the CRID (Customer Registration ID) and MIDs (Mailer IDs) assigned by the USPS to track individual customer locations uniquely and to track a mailer within an IMB (Intelligent Mail, Barcode). For a Full-Service option mailing, the mailer will provide these IDs to the *PostalOne!* system through the Mail.dat file.

Users who do not log into the Business Customer Gateway (BCG) once a month could have their account disabled due to inactivity.

### **2.1.4.7 Security Certificates**

The *PostalOne!* system uses Secure Sockets Layer (SSL) Version 3.0 to transfer files safely over the Internet. SSL is a secure enhancement to the standard Transmission Control Protocol/Internet Protocol (TCP/IP). It uses a combination of cryptographic processes to authenticate the host computers, and to encrypt and decrypt data transferred between them.

Security certificates are not required for Mail.dat transmissions, batch or manual.



### **2.1.4.8 Collaboration**

The IDEAlliance Mail.dat Work Group collaborates with the Postal Service to find solutions for new business needs in future releases. All Mail.dat licensees may participate in the Mail.dat Discussion Forum on the IDEAlliance collaborative Web site (<http://pmstage.free-com.at/pmstage/index.php>). Any *PostalOne!* system user may join the Mailers' Technical Advisory Committee (MTAC) User Group 1 for the *PostalOne!* system, SASP and Intelligent Mail, by contacting the leaders of the group.

## **2.2 Configuring Mail.dat files for Processing**

This section provides details about the *Mail.dat File Specification* as they relate to data elements used by the *PostalOne!* system. Specifically, it covers required files and fields, typical problems, sending job updates, and file processing. The *PostalOne!* System requirements comply with and are additional to the IDEAlliance *Mail.dat File Specification*. For more information about obtaining this specification and other specifications, see Section 2.1.4.4, Information/Manuals.

### **2.2.1 Mail.dat Submission Process**

The Mail.dat submission process involves five steps. These steps are file validation and upload, server validation and upload, report and postage statement generation, verification of the mailing, and finalization (billing) of postage. Payment for postage occurs as a separate process. At the time of postage statement finalization, funds must be available in either a Centralized Account Payment System (CAPS) account or a local trust account. A description of the five steps follows.

#### **2.2.1.1 File Validation and Upload**

Customers must download the Mail.dat client to their machine. The Mail.dat client validates the fields in the files and uploads the files to the database after successful validation. If validation is not successful, error messages are returned to indicate which fields have incorrect values. The validations performed are listed in Appendix C, Mail.dat Field Validation.

#### **2.2.1.2 Server Validation and Upload**

Server validations are performed to further verify the correct values in the fields. Some fields may only be checked for correctness with processing on the server side. If the file passes server validation, it is uploaded to the database. If the file fails server validation, error messages are returned to the user. The error messages for both the client and the server validation appear in Appendix D, Error Messages. The Postal Wizard Tables are populated using the Mail.dat data. These tables are the same tables used to generate postage statements no matter how the data is entered: Postal Wizard, BMEU manual entry, Mail.XML or Mail.dat.

#### **2.2.1.3 Reports and Postage Statement Generation**

The Mail.dat client displays upload status, Qualification Report generation status, and Postage Statement generation status. The CSM Container Status determines what reports to generate. The original status generates Qualification Reports and for Periodicals the Container and Bundle report. The preliminary status in addition to the reports generated for the original status generates the estimated postage statements. Estimated postage statements are provided for customer convenience and are not used by the Postal Service. The ready-to-pay status requires the original or preliminary status was sent previously and generates the postage statements to be finalized and billed. A transportation status may be sent after the ready-to-pay status to update container information and detailed shipping information.

#### **2.2.1.4 Verification**

The Postal Service mail acceptance personnel perform the initial mail verification. If applicable based on the evaluation of the performance based verification module, the Postal Service mail acceptance personnel perform an In-Depth Verification. The Postal Service and the mailer resolve any outstanding issues. Some issues, if left unresolved, result in additional postage charges applied on the postage statement or a requirement to change the postage claimed (for example from automation to nonautomation.)

#### **2.2.1.5 Finalization**

The Postal Service mail acceptance personnel finalize the postage statement(s). Finalization prevents further changes to the postage statement and debits the account. However for Centralized Postage Payment publishers there is still the ability to change the Advertising Percentage and to add the postage statement to a payment request. The postage statement debits the account on the date stated in the payment request.

If the Mail.dat file contained any full-service mailpieces the finalization causes the Mail.dat file information to be sent to the Seamless Acceptance and Service Performance (SASP) system for processing. The SASP system delivers the start-the-clock information and the Address Change Service information to the Postal Service and the mailers. Starting with Release 31, finalization of a Mail.dat file with non full-service containers will also cause the Mail.dat file information to be sent to the Seamless Acceptance and Service Performance (SASP) system for processing. Starting with Release 33, finalization of Mail.dat origin submissions which were checked in via the Self Service Terminal will also cause the Mail.dat file information to be sent to the Seamless Acceptance and Service Performance (SASP) system for processing.

### **2.2.2 Seamless Acceptance**

Today, mail presented to acceptance employees at postal and mailer facilities are subject to a manual verification process designed to validate proper postage is paid and collected. The Seamless Acceptance process is designed to leverage Intelligent Mail Barcodes to achieve a seamless entry and automated verification approach for mail entered into the USPS.

#### **2.2.2.1 Seamless Acceptance Mailing**

A mailing is identified as a Seamless Acceptance or Seamless Parallel Run mailing when the .seg eDoc Sender CRID is designated in *PostalOne!* and the .seg Bypass Seamless Acceptance is blank. When these conditions are met additional Seamless Acceptance validations are run on the eDoc and qualified for automated postage statement finalization on the mailing date.

Seamless Acceptance validations:

1. Customer Registration ID (CRID) profile - .seg eDoc Sender CRID must be configured for the mailings processing categories, postage statement types, service levels.
2. Mail.dat validations - The eDoc must meeting both eInduction and Seamless Acceptance specific validation including unique container (IMcb) and tray (IMtb) barcodes which meet length and formatting standards. Validations will trigger in the form of an error message for Seamless Acceptance, and in the form of a warning message for Seamless Parallel Run mailers. For the complete list of Seamless Acceptance Mail.dat validations see Appendix D.
3. Balance check - The payment account balance must be sufficient.

4, Seamless and Seamless Parallel Run Non Full-Service and Non Mixed Full-Service submissions are required to provide a .pdr or .pbc file, and the following fields are required:

- .csm Scheduled Ship Date
- .csm Scheduled Ship Time
- .csm Scheduled Induction Date
- .csm Scheduled Induction Time
- .csm USPS Pick Up
- .csm eInduction Indicator

### 2.2.2.2 Seamless Acceptance Processing

SASP will compare Seamless Acceptance eDocs against SV, MPE and FS IMD scan results to perform the following Seamless Acceptance verifications:

- Postage Payment
- Content
- Piece Weight
- Presort
- Barcode Quality
- Undocumented Pieces
- SASP will calculate the sampling error(s), determine if they are statistically significant, and calculate each error's postage adjustment factor (PAF), and apply applicable postage impacts to the mailer's mailings for the current assessment period.

### 2.2.3 Required Files and Fields

A Mail.dat job sent to the *PostalOne!* system consists of, at most, 21 files. Each file in the set sent for a job consists of a different record type. Key fields within the record provide linkage from one file to another, thus creating a hierarchical relationship between the files. The *PostalOne!* system uses the standards as specified within the IDEAlliance Mail.dat specification, with a few exceptions. The rules specific to USPS and/or the *PostalOne!* system have been removed from the Mail.dat specification, and placed in this technical specification. In any instance where this technical specification differs from the IDEAlliance Mail.dat specification, this technical specification's rules take precedence.

The *PostalOne!* system supports 14 files with details on the relationship constraints described below. The *PostalOne!* system does not support the following nine files.

- Postage Statement Record
- Seed Name Record
- Package Label Record
- IJ / Container Relationship Record
- Special Fees/Charges Record
- (Deleted from 12-1) Manifest Individual Record (use the IMR file or the PDR/PBC file instead)
- (Deleted from 12-1) Manifest Summary Record (use the IMR file or the PDR/PBC file instead)

Note: Only the 'Conventional Presort' and the 'MLOCR' Mail.dat presentation categories are implemented and tested in the *PostalOne!* system.

For a listing of the files available for Mail.dat processing in the *PostalOne!* system and their purpose, see Appendix B. Mail.dat File Definitions. To review the field level validation performed by the *PostalOne!* system, see Appendix C. Mail.dat Field Validation. Appendix C also notes any fields required by the *PostalOne!* system, but not marked in the Mail.dat specification. To review the error messages, see Appendix D. Error Messages.

## 2.2.4 Relationship Constraints Description

This section describes the relationship constraints validated by the validation module, based on the different Mail.dat presentation categories. For all presentation categories:

- All key field relationships between the different records of the Mail.dat file are validated, based on the Presentation category.
- All Mail.dat records are validated to ensure that no duplicate records exist based on the key field combinations.
- Mail.dat records are validated to ensure that all referenced related records are present, for any given record of a Mail.dat job.

### 2.2.4.1 Header File

**HDR:** (Required for all presentation categories)

- The Header File is the highest file of the single submission. The *Job ID* is the key field contained in the Header File.
- The Job ID field in the header must be unique within the *PostalOne!* system up to 13 months. After 13 months Job IDs can be reused.
- The header file identifies the total file record count for each file type. The record count fields must match the number of records received, or else file is incomplete (invalid).
- All header records present in a 'HDR' file must belong to a single job.
- There must be only one 'current' header record having HDR *Header History Status* set to value C = Current.
- The *PostalOne!* system does not load or validate any header record having HDR *Header History Status* set to value H = History.
- Each *PostalOne!* submission for a Job ID must have a current header records with a unique Header History Sequence Number. All previously submitted header records have to be updated so they are "history" rather than "current" records.
- To successfully pass the Mail.dat validation, the *Mail.dat Presentation Category* field in the Header record must be populated with the following: one of P = Conventional Presort; S = Manifest Summary; I = Manifest Individual; M = MLOCR or C= Consolidated Internal Copal job with linked logical and presort mailings. The presentation category N = Single-Piece is not supported. If Mail.dat Presentation category is 'P', 'S', 'I', 'M' or 'C', the following files must be present to successfully pass validation: Header, Segment, MPU, MPU/C Relationship, Component, Container Summary, Container Quantity, and Package Quantity. The following files are optional: Piece Detail Record,

Intelligent Mail Range Record, Original Container Identification, Postage Adjustment Record, and Walk Sequence Record.

- The *PostalOne!* system will accept a First-Class Commercial Plus mailing when the following conditions are met:
  - .hdr IDEAlliance Version field is populated with 12-1, 12-2, 12-1
  - .seg Class Defining Preparation field is populated with '1' (First-Class)
  - .seg Principal Processing Category is populated with 'PF' (Parcel First-Class)
  - .mpu Rate Schedule is populated with 'P' (Commercial Plus).

#### 2.2.4.2 Segment File

**SEG:** (Required for all presentation categories)

The Segment File separates parts of a mailing that require different processing. A Header File may contain multiple Segment Files (except MLOCR mailers must have only one Segment File).

- There must be one or more segment record(s) present in the 'SEG' file for the unique Job ID present in the header file.
- No duplicate segment records should be present in the 'SEG' file considering the key fields of this record. If there is a new combination of field values for a segment record this must be designated with a different Segment ID.
- If there are all full-service mailpieces in the Mail.dat file, the SEG Full-Service Participation Indicator value is F and for the job either a PDR file or an IMR file is expected to document the full-service mailpieces. If there are some full-service mailpieces in the Mail.dat file, the SEG Full-Service Participation Indicator value is M and for the job either a PDR file or an IMR file is expected to document all mailpieces. If there are no full-service mailpieces in the Mail.dat file, the SEG Full-Service Participation Indicator value is blank and a PDR, PBC or IMR file may be submitted but is not processed for full-service. For the non full-service mailing the PDR/PBC "Wasted or Shortage Piece" Indicator values X, T, W and S are processed. For a non full-service mailing, the PDR/PBC file can be submitted for all mailpieces or only the mailpieces with PDR/PBC "Wasted or Shortage Piece" Indicator values X, T, W and S.
- The .seg Container and Bundle Charge Method '2' (Charge all to one of the publications) will no longer be supported.
- The .seg Principal Processing Category 'NA' or 'NB' will no longer be supported.

#### 2.2.4.3 Mailer Postage Account

**MPA:** (Required for all presentation categories)

The MPA file designates the preparer (optional), the owner (optional in some cases) and the permit holder for the postage statement.

- The number of mailer postage account record(s) present must match the number in the header file.

- No duplicate mailer postage account records should be present in the 'MPA' file considering the key fields of this record. If there is a new combination of field values for a Mailer Postage Account record this must be designated with a different MPA - Unique Sequence/Grouping ID.
- For Metered or Precanceled Stamp postage, *PostalOne!* validation requires an MPA file detailing the permit to be charged for additional postage. The additional postage MPA ID must be used in the Additional Postage MPA ID field of the MCR file. Additional postage may only be charged to a Permit Imprint account.
- For mailings including full-service pieces SEG Full-Service Participation Indicator set to M for mixed or F for full-service. For Metered: Lowest MPA Postage Payment Method set to L = Metered: Lowest, the *PostalOne!* system will calculate the postage affixed as the lowest applicable piece price in the mailing minus the Full-Service discount. Example: If the lowest level presort is 5-digit, the calculated postage affixed is 5-digit minus the full-service discount. If the lowest level presort is 3-digit, the postage affixed is the 3-digit minus the full-service discount. When using Metered: Lowest, only the piece rate applies. Metered: Neither should be used to include the pound rate as well. [Business rule: Metered: Lowest will never result in a refund.]
- The .mpa Postage Payment Method field cannot be populated with 'L' (Metered; Lowest) for a non-identical weight mailing.
- For mailings including full-service pieces the SEG Full-Service Participation Indicator must be set to M for mixed or F for full-service. For Metered: Correct MPA Postage Payment Method set to C = Metered: Correct, the *PostalOne!* System will calculate postage affixed as equal to the price for the each mailpiece in the mailing (including the full-service discount if applicable). [Business rule: Metered: Correct will never result in a refund or the mailer owing postage.]
- If the Primary MPA ID in the MPU/Component Relationship (MCR) file of an update job is different from the original MPA ID, the new MPA ID must match the MPU – Unique Sequence/Grouping ID in the Mailer Postage Account (MPA) file of the first submission (original or preliminary).
- The Postage Payment Option field in the MPA file is now required. Jobs that do not have this field populated now fail validation.
- The USPS Publication Number, Permit Number, and Mail Owner's Lcl Permit Ref Num / Int'l Bill Num cannot have leading zeros and the job will fail client validations if those fields are submitted with leading zeros.
- The Account Number field is supported for Mail.dat version 12-1 files and above, in addition to the Permit Number for payment processing. If the Account Number field is populated, that implies that the customer wishes 'Mail Anywhere' processing/Validations.

#### 2.2.4.4 Component File

**CPT:** (Required for all presentation categories)

The component record designates the content of the mailpiece. There may be one or more components in a mailpiece.

- There must be at least one or more component record(s) present in the 'CPT' file for the unique Job ID present in the header file.

- No duplicate component records should be present in the 'CPT' file considering the key fields of this record. If there is a new combination of field values for a Component record this must be designated with a different Component ID.
- The .cpt Component – Class field must match the .mpu Mailpiece Unit – Class field except for when enclosures are included in the mailing.

#### 2.2.4.5 Component Characteristics Record File

**CCR:** (Optional for all presentation categories)

The component characteristics record designates the content of the mailpiece, applicable incentive and/or applicable fee.

- There may be zero or many component characteristics for a component in a mailpiece.
- No duplicate characteristic records should be present in the 'CCR' file considering the key fields of this record.
- The Postal Service tracks the following content for letters or flats in First-Class Mail postage statements: Reply card or reply envelope, Only contents that are not required to be mailed FCM, DVD/CD or other disk, and Round trip ONLY: One DVD/CD or other disk.
- The Postal Service tracks the following content in Standard Mail postage statements: Product Sample or Letter-size or flat mailpiece contains DVD/CD or other disk.
- All other usage of component characteristics including incentives or fees is ignored.
- A mailing will be processed as Round Trip ONLY: One DVD/CD or other disk when the .mpu Mailpiece Unit – Processing Category field is populated with 'LT' or 'FL' and the .ccr Characteristics field is populated with 'RT'.

#### **CCR: Characteristic**

The Postal Service implementation uses the Characteristic Type field with values: C=Content, I=Incentive and F=Fees.

- The *PostalOne!* system supports following values for CCR Characteristic field when the CCR Characteristic Type field is populated:

CT = Catalog

DC = DVD/CD or other disk

GS = Geographic Surcharge

IV = Invoice

MI = Mobile Interactive Technology

MT = Mailer Type

NF = Contents NOT required to be mailed FCM

NP = PACT act

OS = Operational Surcharge

PI = Piece Count

PP = Picture Permit Indicia

PS = Product Sample

If more than one Content of Mail in CCR record, to identify a mailpiece content contains mobile technology, use Content of MI = Mobile Interactive Technology.

Mail.dat 12-2 and 13-1, the *PostalOne!* system will support the .ccr Characteristic Type field, supporting values: C = Content, I = Incentive, or F = Fee. The value MI must be populated in the characteristic field, in the CCR, when the Characteristic Type = I.

## 2013 Promotions Calendar

The *PostalOne!* system supports additional incentive codes for the incentive programs for the 2013 calendar year promotions (Mail.dat 13-1, Mail.XML 13.0): PP = Picture Permit Indicia, MI = Mobile Interactive Technology, ME= Emerging Technology, PS = Product Sample, and RR = Reply Envelope or Reply Card.

The Earned Value promotion is offered to mailers who use First-Class Mail Business Reply Mail (BRM) and Courtesy Reply Mail (CRM) enclosures. Mailers must register their permits, Mailer IDs (MIDs), and the Permit Imprint account to which future earned credits are applied. All BRM and CRM pieces that are returned are counted by the USPS. Upon verification, each piece earns a value. Values are aggregated to derive the earned value credit. The Characteristic, "RR" is designated for the Earned Value promotion. If there is an Earned Value associated to the mailing, the system subtracts the Earned Value from the postage statement, Total Postage. For finalized postage statements, a new line for the Earned Value credit displays for subtraction from Total Postage from all Parts, at the end of the statement. The system sets the Earned Value to null upon the entire balance being used. The *PostalOne!* system updates the customer record upon any transaction against the Earned Value. The Earned Value balance is communicated on the external Incentive Program module on the Business Customer Gateway.

For the Samples promotion, the eligible mail class is Standard Mail Marketing Parcels. The discount is applied as a percent off the applicable subtotals lines in PS Form 3602, sections G and H of the Standard Mail Regular and Non Profit statements. The Discount Total column is used to report the incentive amount. Similar to previous mobile barcode incentive programs, the subtotal on each applicable postage statement line is multiplied by the percentage discount. The Characteristic, "PS" is designated for the Samples promotion.

For the Picture Permit Indicia promotion, the eligible mail classes are Standard Mail letters and flats, Nonprofit Standard Mail letters, flats; and First-Class Mail presort, and automation letters, cards and flats. The postage for the Picture Permit Indicia fee will be deducted from the Total Postage. Indicia promotion is only open to mailers who have been pre-approved to mail using Picture Permit by the Program Office. "PP" is designated for the Picture Permit Imprint incentive. The Error 4433 is thrown if the conditions are not met. When the Picture Permit Indicia is claimed as an incentive, there must be a corresponding .ccr Characteristic Type of F = Fee of Picture Permit Indicia for the same .ccr Component ID. Note : If PP is claimed with a .ccr Characteristic Type of "I", it must also be claimed for the same component ID with a Characteristic Type of F.

For the Direct Mail Mobile Coupon and Click-to-Call promotion (mobile barcode), which runs March 1 – April 30, 2013, use "MI" for Mobile Interactive as the Characteristic in the CCR.

- Mailing documentation must be submitted electronically by mail.dat, mail.xml or the Postal Wizard. Postage must be paid using a Permit Imprint, or Precanceled Stamp permit. Some Meter Permit mailings may qualify.



- Participating mailers will be required to affirmatively claim this promotion in the Incentive Claimed section on electronic postage statement submissions, certifying each mailpiece contains a mobile barcode either within contents of mailpiece or on outside of mailpiece.
- All mailpieces in a mailing statement must contain a mobile barcode or equivalent print technology.
- Mailing may only qualify for one mailing incentive or promotion. The Full-Service discount may still be claimed and entry (NCD/SCF/DDU) discounts still apply.
- The mobile barcode incentive will only be accepted for mailings that have a Postage Statement Mailing Date within the promotion period. If a mobile barcode mailing is submitted with Postage Statement Mailing Dates outside of the promotion period, the job will be not be rejected but the discount will not be applied.
- The By/For fields must be populated: CRID of Preparer field and CRID of Mail Owner field in the MPA file. Mail Service Providers who do mailings for clients are required to accept the MSP legal declaration through the BCG (Incentive Program service) and register (their own CRIDs) for the Mobile Interactive Barcode Incentive. These MSP CRIDs are used by the Mailing Agent (MSP) to populate the CRID of Preparer field in the MPA.
- Other requirements:
  - Eligible Mail Classes - Standard Mail® and First-Class Mail
  - Mail Categories – letters, flats, cards; and Marketing Parcels for the Sample Promotion
  - Mail Preparation – Presort and Automation (for Automation, letters/flats must have Intelligent Mail barcodes)
  - Permit Type – Permit Imprint, Metered Postage Affixed and Precanceled Stamp
  - Commingled, co-mailed and combined mailing are allowed – separate postage statements are required.

To claim and receive the 2013 Direct Mail Mobile Coupon and Click-to-Call promotion (2 % discount off total postage for First-Class Mail or Regular Standard Mail, or Nonprofit Standard Mail pieces bearing the two dimensional mobile barcode) automation mailpieces must bear the IMb (CQT Service Level Indicator of "B" or "F" ) and in the CCR Characteristic field, populate "MI". All of the pieces on a postage statement must have the mobile barcode to qualify for the promotion. For combined mail where the owner is identified, use the MPA Customer Reference ID to separate the postage statements so that all pieces on a postage statement have the mobile barcode.

## Validation

All mailpieces included in a single postage statement must contain the mobile barcode. A server-side validation has been implemented to catch electronically submitted statements that do not meet this rule. The *PostalOne!* system rejects the file when this rule is not met. eDoc preparation must use existing statement generation variables.

- The *PostalOne!* system validates if a postage statement for an original submission with Container Status .csm value of "O" or Blank and the Mailing Date is not provided when one or more pieces does not contain the mobile barcode for the given postage statement. The system fails the original file if the given statement contains both mobile barcode pieces and non-mobile barcode pieces. Upon failing the file, the 7157 Message is thrown: "A postage statement contains mail piece units both with mobile barcode and without mobile barcode."
- The *PostalOne!* system shall validate if a postage statement update with Container Status .csm value of Preliminary, "P" or Ready-to-Pay, "R" and the Mailing Date is not provided when one or more pieces does not contain the mobile barcode for the given postage statement. The system fails the

update file if a given statement contains both mobile barcode pieces and non-mobile barcode pieces. Upon failing the file, the Error 7157 is thrown: "A postage statement contains mail piece units both with mobile barcode and without mobile barcode."

- The system validates if a postage statement update with Container Status .csm value of Preliminary, "P" or Ready-to-Pay, "R" and the Mailing Date is provided when one or more pieces does not contain the mobile barcode for the given postage statement. The system fails the update file if a given statement contains both mobile barcode pieces and non-mobile barcode pieces. Upon failing the file, the Error 7157 is thrown: "A postage statement contains mail piece units both with mobile barcode and without mobile barcode."

### **Incentive Program Registration**

- All participants may enroll through the Business Customer Gateway Incentive Programs service.
- Incentive Program Enrollment through the BCG requires that the MSP accept the MSP legal declaration and promotion terms through the BCG (Incentive Program service) at least 24 hours prior to presenting the first qualifying mailing.
- eDoc enrollment using Mail.dat (or Mail.XML) also requires the MSP to accept the MSP legal declaration and promotion terms through the BCG at least two hours prior to presenting the first qualifying mailing. An MSP can then enroll their clients in real-time when eDocs claiming the promotion are submitted. During postage statement finalization, *PostalOne!* will validate that the MSP CRID in the eDoc is enrolled as an MSP, proceed to enroll the client(s) in the Mobile Commerce promotion based on the "For" field data in the eDoc, and will only then calculate the discount if there are no system Warnings. *PostalOne!* will perform By/For Warning validations for the Mobile Commerce promotion and generates Warning for MSP CRIDs that are not registered and for invalid CRIDS. *PostalOne!* will process the eDoc in the case for Warnings (i.e., not fail files and not extend the Mobile Commerce promotion). Note: Mail Owner (clients) need not be pre-registered if the MSP is pre-registered and the MSP completes the By/For.

### **Incentives**

- The .cpt Content of Mail field will not be supported for Mail.dat version 12-2 and 13-1 files.

#### **2.2.4.6 Mailpiece Unit File**

**MPU:** (Required to describe characteristics of the mailpiece)

A mailpiece must contain one or more components.

- There must be at least one or more mailpiece unit record(s) present in the 'MPU' file for each segment record present in the segment file.
- No duplicate mailpiece unit records should be present in the 'MPU' file considering the key fields of this record. If there is a new combination of field values for a MPU record this must be designated with a different Segment ID and/or MPU ID combination.
- The .mpu Mailpiece Unit – Processing Category 'NA' or 'NB' will no longer be supported.
- The .mpu Postal Price Incentive Type field will no longer be supported.

- The .mpu Postal Price Incentive ID field will no longer be supported.

#### 2.2.4.7 Mailpiece Component Record File

**MCR:** (Required to relate MPU to CPT and MPA)

The Mailpiece Component file is required to indicate what components are in what mailpieces.

- There must be at least one or more mpu/component relationship record(s) present in the 'MCR' file for each mailpiece unit record present in the MPU file.
- There must be at least one or more mpu/component relationship record(s) present in the 'MCR' file for each component record present in the CPT file.
- No duplicate mpu/component relationship records should be present in the MCR file considering the key fields of this record. There must be a MCR record for every combination of Segment ID and/or MPU ID and/or Component ID. The Primary MPA ID must match an MPA ID submitted in the MPA file.

#### 2.2.4.8 Postage Account Record File

**PAR:** (The optional PAR record is not allowed for the SEG Mail.dat Presentation category value MLOCR, or the SEG Class Defining Preparation value Periodicals)

The postage account record is used to make adjustments to postage while the Mail.dat file CSM Container Status is “ready-to-pay” and before finalization of postage. At this time only credits to the mailer are supported.

- The *PostalOne!* system allows mailers to indicate shorted pieces (listed in the postage statement, but never created) and spoiled or wasted pieces (listed in the postage statement and created, but removed prior to mailing), and indicate how postage should be adjusted. These options are only available for Mail.dat version 09-1 and above statements pending finalization (postage statement status “FIN”). Claims for spoiled or wasted pieces after finalization require the mailer to follow the existing refund request process using PS Form 3533 Application for Refund of Fees, Products and Withdrawal of Customer Accounts (see Postal Bulletin 22252, 2-12-09). Adjustments can be made using either PDR or PAR/PBC files. Adjustments cannot be made using both types of files in the same job. The PDR file may only be used for a full-service or mixed full-service and non full-service mailing.
- Multiple PAR records can be submitted to account for spoilage, but they must be submitted at the same time and can only be submitted once per job. All PAR records must be submitted when all non-sibling CSMs have a container status of “R” or “X”. Using the PAR record will correctly deduct the postage amounts. Only one postage account with one single postage statement-based deduction is supported today. The PAR piece count is not available for verification purposes to the BMEU or on the CAPS statement. The postage will still be correct. A single postage statement may have no more than one adjustment; however, multiple PAR records can apply to the same postage statement. Adjustments can only be applied to postage statements with “UPD” (USPS Processing Due) status.
- To support the spoilage and shortage process in the *PostalOne!* system, the postage statements (including the downloadable versions) display the summarized data for spoiled, wasted, or shorted pieces on a specific line.

- Because the PAR records are optional, there can be zero or more postage adjustment record(s) present in the PAR file for each mailpiece unit record present in the MPU file.
- Because the PAR records are optional, there can be zero or one postage adjustment record present in the PAR file for each component record present in the CPT file.
- Because the PAR records have a PAR Sequence Number, there can be one or more postage adjustment record(s) present in the 'PAR' file for each MCR record present in the MCR file.
- For each PAR file submitted with Ready to Pay Adjustment Status (“R”), there must be an associated 'CSM' file with Container Status set to “R” (Ready to Pay).
- The MPA – Unique Sequence/Grouping ID in a PAR record must refer to a permit in an MPA file with Postage Payment Method set to “P” (Permit Imprint) or “G” (OMAS Imprint).
- No duplicate postage adjustment records should be present in the PAR file considering the key fields of this record. If there is a new combination of field values for a PAR record this must be designated with a different Segment ID and/or MPU ID and/or Component ID and Sequence Number combination.
- Only one PAR file submission is allowed per Mail.dat job.
- The PAR piece count data will be available for verification purposes to the BMEU on Reconciliation reports. The reconciliation report will show spoiled piece counts and will reconcile correctly 54123
- The CAPS system will receive the total number of pieces minus spoiled/wasted pieces that did not pay postage for postage statement piece counts.
- The system deducts the adjustment amount from the first postage statement found for that same permit holder that can accommodate the adjustment. The system will reject the PAR file if no postage statement exists for the identified Permit Number that can accommodate the full adjustment.

#### 2.2.4.9 Container Summary Record File

**CSM:** (This record type contains a record for each container and handling unit)

The Container Summary provides information about both Containers and Handling Units at the container or handling unit level. Container Summary records contain one or more Container Quantity records.

- The .csm is required for all update/change submissions.
- No duplicate container summary records should be present in the 'CSM' file considering the key fields of this record. The container summary includes records for both containers and handling units in the mailing. If there is a new combination of field values for a CSM record this must be designated with a different Container ID.
- For all presentation categories, there must be at least one or more container summary record(s) present in the 'CSM' file for the unique Job ID present in the header file.
- If the 'Sibling Container' field in the CSM record is set to 'Y', the following fields must have values for the Sibling Container:
  - Job ID
  - Segment ID
  - Container ID of the Sibling Container

- Container Type
- Sibling Container Indicator
- Sibling Container Reference ID.

All fields in the CSM record that optionally may have values for the Sibling Container are:

- Label IM Container or IM Tray Barcode
- Label: 10-Character Container Barcode
- Label: Destination Line 1
- Label: Destination Line 2
- Label: Contents - Line 1
- Label: Contents - Line 2
- Label: Entry (Origin) Point Line
- Label: User Information Line 1
- Label: User Information Line 2
- Label: Container Label CIN Code
- Label: Container Label Type

Note: All other fields in this CSM record for the sibling container MUST be left blank .

- The Original/Sibling Container relationship is validated. If a Sibling Container record exists, its original must be present (stating all the required values that are attributed to the sibling container).
- If a container references a parent container, the parent container must be a valid Container ID in the Container Summary Record.
- Individual container counts and the total container count cannot exceed the total number of pieces in a submitted postage statement.
- Container and Tray barcodes are required for Full or Mixed Service mailings. These must be provided in the Label: IM Container or IM Tray Barcode. For sacks or trays containing full-service mailpieces, there is a threshold of 1% for duplicate barcodes compared to the total trays or sacks in the job. For containers containing full-service mail, there is no threshold (0%) for duplicate barcodes. The choice is to obtain the unique barcodes to meet this threshold for full-service or mixed full-service mailings or to make the mailing non full-service.
- For full-service or mixtures of full-service with non full-service mail, there are two methods for handling convenience pallets (a.k.a. parent pallets) in a Mail.dat file: (1) Do not include the convenience pallet in the Mail.dat file or (2) Include the convenience pallet in the Mail.dat file, populate the CSM Label: IM™ Container Or IM™ Tray Barcode field, and put a barcode placard on the pallet. Do not deviate from these two alternative procedures. Including the convenience pallet in the file and not populating the CSM Label: IM™ Container Or IM™ Tray Barcode field results in error code 0582, the text of which states, "Full-Service Processing, the .csm Label: IM™ Container Or IM™ Tray Barcode field contains an invalid value: it must contain a 21 character IMcb". Including the convenience pallet in the file, populating the CSM Label: IM™ Container Or IM™ Tray Barcode field and not placing the barcode placard on the pallet results in noncompliance with required container scans.
- For copalletization, when the Included in Other Documentation field is 'L' an OCI file must be submitted.
- For copalletization, when the Included in Other Documentation field is 'O' the container type must be a sack container type (V, S, 1, 2, 3, 4, or 5) for bundles on pallets or a tray container type for trays on pallets.

- The system will use the CSM Container Type, CSM Container Level, SEG Processing Category, and CSM Number of Pieces to identify trays that do not meet minimum piece requirements or exceed maximum piece requirements for automation mail in the PS Form 3600 First-Class Mail Postage Statement – Part A. These trays will be highlighted in the Qualification Report on the Dashboard, based on the field combinations in the table Requirements for Number of Pieces in trays for the CSM file Container Type field values: O = 1' Tray, T = 2' Tray, E = EMM Tray, and L = Logical Tray.
- The system will process the CSM Included In Other Documentation field value: I = Internal co-palletization indicator from the Origin Job - Original Container. The value of 'I' will indicate to the system that postage statements shall not be required to be finalized prior to submission of the consolidator file set. A CSM update can not contain both values 'O' and 'I' in the CSM Included in Other Documentation field in the same mailing/presort. If the original Included in Other Documentation field in the CSM contains 'O', then 'I' is not an acceptable value; If the original Included in Other Documentation field in the CSM contains 'I' then 'O' is not an acceptable value.
- The CSM Included In Other Documentation field is a postage statement variable and generates unique Postage Statements for origin submissions of tray based copal or consolidator submission of bundle based copal. See table 2-2

**Table 2-2. Requirements for Number of Pieces in Trays**

<b>CSM Container Level</b>	<b>SEG Processing Category</b>	<b>CSM Number of Pieces</b>
AC = Mixed AADC AA = AADC	LT = Letters CD = Cards	Greater than 149
AB = Mixed ADC Z = ADC	FL = Flat	Greater than 89
G = 5 Digit (Auto/Presort) I = 5 Digit (Presort Only) J = 5 Digit (Barcode Only) M = 5D Scheme (Presort) N = 5D Scheme (Auto, Presort) P = 5D Scheme (Barcode) R = 3 Digit (Auto, Presort) S = 3 Digit (Barcode) T = 3 Digit (Presort) U = 3 Digit (CR, Auto, Presort) V = 3 Digit Scheme	LT = Letters CD = Cards	Less than 150
G = 5 Digit (Auto/Presort) I = 5 Digit (Presort Only) J = 5 Digit (Barcode Only) M = 5D Scheme (Presort) N = 5D Scheme (Auto, Presort) P = 5D Scheme (Barcode) R = 3 Digit (Auto, Presort) S = 3 Digit (Barcode) T = 3 Digit (Presort) U = 3 Digit (CR, Auto, Presort) V = 3 Digit Scheme	FL = Flat	Less than 90

- Mail.dat 09-1 and 11-1 files may be used to enter or update postage statements with mailing dates before the April 2011 price change.
- For Mail.dat files, the CSM Postage Statement Mailing Date field values cannot span the price change date; within a job, these dates must be all before or all after the price change.
- The 11-2 version of the Mail.dat specification introduced the eInduction Indicator. When the eInduction indicator is set to 'Y', the job must meet the following criteria to pass client validations regardless of Full-Service Participation Indicator:
  - All pallets (Container Types P, H, A, G, D, R, C, or Z) must have the .csm Label: IM™ Container Or IM™ Tray Barcode populated with a 21 character value starting with '99M'.
  - The .csm eInduction Indicator field is not required at the handling unit (sack/tray) level, neither is the .csm Entry point - Actual / Delivery - Locale Key field. If you do mark a handling unit for eInduction then you must provide a Locale Key value.
- Containers allocated to virtual sacks will map parent pallets to the pallet lines on the Periodicals 3541 Postage Statement.

### 2.2.4.10 Intelligent Mail Range Record

**IMR:** (The PDR, PBC or the IMR is required for full-service)

- A PDR, PBC or IMR is required when the SEG Full-Service Participation Indicator in the segment record value is "F" or "M." This file fulfills the full-service requirement to report the nesting of pieces in the handling units and containers. If there are no full-service mailpieces in the Mail.dat file, the SEG Full-Service Participation Indicator value is blank and a PDR, PBC or IMR file may be submitted but is not processed for full-service. For the non full-service mailing the PDR "Wasted or Shortage Piece" Indicator values X, T, W and S are processed. For a non full-service mailing, the PDR file can be submitted for all mailpieces or only the mailpieces with PDR "Wasted or Shortage Piece" Indicator values X, T, W and S.
- No duplicate IMR records should be present in the 'IMR' file considering the key fields of this record. If there is a new combination of field values for an IMR record, this must be designated with a different IMR Unique ID.
- An IMR shall be used when the range contains multiple mailpieces. If each range has only one mailpiece, use the PDR or PBC.
- If this optional file is included, the header file must have the correct record count and file status.
- A Mail.dat job will be rejected when the sum of the IMR IM Barcode Upper Serialization minus the IMR IM Barcode Lower Serialization plus 1 for all full-service IMR records in the job is either:
  - a) 20% greater than the larger of either (1) the sum of the CQT Piece Count for all full-service CQT records or (2) the sum of CQT Copy Count for all full-service CQT records; or
  - b) Less than the smaller of either (1) the sum of the CQT Piece Count for all full-service CQT records or (2) the sum of CQT Copy Count for all full-service CQT records.

Note: Mailers must comply with this validation for all Mail.dat versions.

Full-service IMR records are determined based on the IMR Service Level Indicator of F. Full-service CQT records are determined based on the .cqt Service Level Indicator of F.

- For full-service, there is no threshold (0%) for overlapping barcode ranges. A Mail.dat job will be rejected if there are overlapping, non-unique IM Barcode Upper and Lower Serialization in .IMR records submitted within the same mailing for Full-Service.. The validation only applies to full-service

pieces, therefore a mixed full-service and non full-service mailing can have overlapping ranges between basic and full-service pieces, as long as all of the full-service pieces do not overlap each other.

#### 2.2.4.11 Container Quantity Record

**CQT:** (Describes characteristics required for qualification reports and postage statements)

The Container Quantity file supports reporting of mailpiece piece count and copy count at both the container and bundle (package) level. This file contains information required to generate postage statements including price levels and surcharges. For Periodicals information on subscribers and non-subscribers is included.

- There must be at least one or more container quantity record(s) present in the 'CQT' file for each container summary record present in the CSM file.
- No duplicate container quantity records should be present in the 'CQT' file considering the key fields of this record.
- The CQT rate category determines the price on the postage statement. For a CQT representing full-service mailpieces, the rate category must be allowed for full-service mailings. To view rate categories accepted by class and presentation category, see Appendix C. *Mail.dat Field Validation*.
- The .cqt Rate Category field value 'S' (Single Piece) will be accepted for Standard Mail Flats. Single Piece is not valid for full-service.
- The warning message indicating that the Total Number of Copies and Total Number of Pieces from all .pqt child handling unit records must equal the .cqt parent record's Number of Copies will be turned into an error message. If this condition is not met, the job will fail client validations.
- The .cqt Rate Category values 'NG', 'NK', 'N5', or 'N6' will no longer be supported.

#### 2.2.4.12 Package Quantity Record

**PQT:** (This record type contains a record for each bundle.)

The Package Quantity record provides bundle information.

- There can be one or more package quantity record(s) present in the 'PQT' file for each container quantity record present in the CQT file.
- No duplicate package quantity records should be present in the 'PQT' file considering the key fields of this record. If there is a new combination of field values for a PQT record this must be designated with a different CQT DB ID and Package ID (unique within the container).
- For Outside-County Periodicals, the package quantity records are required to determine applicable bundle charges, and to produce the qualification and bundle reports.
- The warning message indicating that the Total Number of Copies and Total Number of Pieces from all .pqt child handling unit records must equal the .cqt parent record's Number of Copies will be turned into an error message. If this condition is not met, the job will fail client/server validations.



### 2.2.4.13 Piece Detail Record

**PDR:** (The PDR, PBC or the IMR is required for full-service)

The Piece Detail Record provides information for full-service at the mailpiece level for each individual mailpiece.

- A PDR, PBC or IMR is required when the SEG Full-service Participation Indicator in the segment record value is “F” or “M.” This file fulfills the full-service requirement to report the nesting of pieces in the handling units and containers. If there are no full-service mailpieces in the Mail.dat file, the SEG Full-Service Participation Indicator value is blank and a PDR, PBC or IMR file may be submitted but is not processed for full-service. For a non full-service mailing the PDR “Wasted or Shortage Piece” Indicator values X, T, W and S are processed and the PDR file can be submitted for all mailpieces or only the mailpieces with PDR “Wasted or Shortage Piece” Indicator values X, T, W and S.
- If this optional file is included, the header file must have the correct record count and file status.
- No duplicate PDR records should be present in the 'PDR' file considering the key fields of this record. If there is a new combination of field values for a PDR record this must be designated with a different Piece ID.
- For non Periodicals mailing class Mail.dat files, the *PostalOne!* system allows mailers to indicate shorted pieces (listed in the postage statement, but never created) and spoiled pieces (listed in the postage statement and created, but removed prior to mailing), and indicate how postage should be adjusted. These options are only available for Mail.dat statements pending finalization; shortage and spoilage after finalization require the mailer to follow the existing refund request process using PS Form 3533 Application for Refund of Fees, Products and Withdrawal of Customer Accounts (see *Postal Bulletin 22252, 2-12-09*). Adjustments can be made using either PDR or PAR files. Adjustments cannot be made using both types of files in the same job. The PDR file may only be used for a full-service or mixed full-service and non full-service mailing.
- Pay only for the mailed pieces using the PDR field “Wasted or Shortage Piece” Indicator W value on the spoiled or wasted pieces or S value on the shorted pieces.
- Pay postage on spoiled or wasted pieces using the PDR field “Wasted or Shortage Piece” Indicator X value on spoiled or wasted pieces or T value on shorted pieces.
- The full-service pieces that have the PDR “Wasted or Shortage Piece” indicator set to X, T, W or S are not sent to the Seamless Acceptance and Service Performance (SASP) system. This allows reuse of the piece barcodes without causing duplicate barcode errors for full-service compliance.
- Do not deduct the pieces having PDR field “Wasted or Shortage Piece” Indicator values X, T, W or S from the CQT or CSM or PQT piece counts.
- To support the spoilage and shortage process in the *PostalOne!* system, the postage statements (including the downloadable versions) display the summarized data for spoiled, wasted, or shorted pieces on a specific line.
- Spoiled and shorted pieces may be included in a planned job or an update job, so long as they are included prior to or with the Ready to Pay container status submission. Pieces marked spoiled or shorted cannot be updated to not spoiled or not shorted. The job must be cancelled and resubmitted to change pieces marked spoiled or shorted to not spoiled or not shorted.
- The CAPS system will receive the total number of pieces minus spoiled/wasted pieces that did not pay postage for postage statement piece counts.

- For full-service pieces, there is no threshold (0.5%) for duplicate barcodes. Duplicate values in the IM Barcode field will result in the job being rejected. The choice is to obtain the unique barcodes to meet this threshold for full-service or mixed full-service mailings or to make the mailing non full-service.
- The STID portion of the Intelligent Mail Barcode in the .pbc file must match the .mpu Mailpiece Unit – Class.
- If spoilage or shortage is submitted for a Periodicals job, the system will ignore the spoilage/shortage and not reject the file.

#### **2.2.4.14 Piece Barcode Record**

**PBC:** (The PDR, PBC or the IMR is required for full-service)

The Piece Barcode Record provides select information for full-service at the mailpiece level for each individual mailpiece.

- A PDR, PBC or IMR is required when the SEG Full-service Participation Indicator in the segment record value is “F” or “M.” This file fulfills the full-service requirement to report the nesting of pieces in the handling units and containers. If there are no full-service mailpieces in the Mail.dat file, the SEG Full-Service Participation Indicator value is blank and a PDR, PBC or IMR file may be submitted but is not processed for full-service. For a non full-service mailing the PBC “Wasted or Shortage Piece” Indicator values X, T, W and S are processed and the PBC file can be submitted for all mailpieces or only the mailpieces with PDR “Wasted or Shortage Piece” Indicator values X, T, W and S. Spoilage and shortage is handled the same as the PDR for the PBC.
- The STID portion of the Intelligent Mail Barcode in the .pbc file must match the .mpu Mailpiece Unit – Class.
- If spoilage or shortage is submitted for a Periodicals job, the system will ignore the spoilage/shortage and not reject the file.

#### **2.2.4.15 Original Container Information Record**

**OCI** (Optional and used for copalletization):

- The Container ID field in the OCI file must match a Container ID that exists in the CSM file.
- No duplicate package quantity records should be present in the 'OCI' file considering the key fields of this record. There must be an OCI record for each different Container ID. (This container is the tray placed on a pallet or a virtual sack containing bundles placed on a pallet and never a pallet.)
- The Original Job ID field in the OCI file must match the Job ID of the corresponding job submitted at the origin site.
- The Original User License Code field in the OCI file must match the User License Code field submitted in the HDR file of the corresponding job submitted at the origin site. The Postal Service systems treat the User License Code or provider code as case sensitive.
- The Original Segment ID field in the OCI file must match the Segment ID field submitted in the HDR file of the corresponding job submitted at the origin site.

- The Original Container ID field in the OCI file must match the Container ID field submitted in the CSM file of the corresponding job submitted at the origin site for records in the origin CSM file where the Included in Other Documentation field is 'O' and 'I'.
- The Original Display Container ID field in the OCI file must match the Display Container ID field submitted in the CSM file of the corresponding job submitted at the origin site for records in the origin CSM file where the Included in Other Documentation field is 'O' and 'I'.
- The Original Label IM™ Container or IM™ Tray Barcode field in the OCI file must match the Label IM™ Container or IM™ Tray Barcode field in the CSM file of the corresponding job submitted at the origin site for records in the origin CSM file where the Included in Other Documentation field is 'O' and 'I'.

## 2.2.5 Copalletization Validation Constraints

Comail or copalletized mail contains mail from one or many Mail Owners. The copalletized portion of a mailing job is either:

- bundles (flat-size mailpieces) of multiple Periodicals publications or issues on pallets;
- bundles (flat-size mailpieces) of Standard Mail;
- trays containing First-Class Mail letters, First-Class Mail cards or First-Class Mail flats;
- trays containing Standard Mail letters.

In bundle-based copalletization, the original Mail.dat CSM file Container Type field may contain physical sack values S, 1, 2, 3, 4, or 5 in addition to Virtual Sacks when at the origin site when the CSM file Included in Other Documentation field is set to 'O' and 'I'. The CSM file Container Type field for the consolidated Mail.dat file must be populated with 'V' for Virtual Sack.

Consolidated (copalletized) jobs with different presentation categories will be accepted when submitted through Mail.dat. For those cases where MLOCR mail is consolidated with other mail, Client validations will allow consolidated jobs to claim Presentation category "P" (Presort) or "C" – Consolidated Internal Copal, when the consolidated job includes one or more original MLOCR jobs and/or presort jobs with Presentation Categories "M" (MLOCR) and/or "P" (Presort).

In tray-based copalletization, the party doing the copalletization and submitting the OCI file must submit the MPA file in addition to the HDR, SEG, CSM, and OCI files. The MPA file must include the Permit ZIP+4, CRID and account number, if required, of Preparer fields. No other fields in the MPA are required. If there are multiple records included in the MPA file, the Permit ZIP+4 and CRID of Preparer must be the same for each record. The CRID of Preparer and Permit ZIP+4 will be used to display the Original Container Information (OCI) Report on the *PostalOne!* Dashboard.

Copalletized pallets may contain a mixture of any combination of Full-Service, Basic, POSTNET automation, and nonautomation mailpieces. Further details describing these scenarios are in *A Guide to Intelligent Mail Letters and Flats* available on [ribbs.usps.gov](http://ribbs.usps.gov) under the Intelligent Mail option Guides and Specifications menu at URL <http://ribbs.usps.gov/index.cfm?page=intellmailguides>.

In some cases the consolidator job of a copalletized mailing can be deleted. For tray-based jobs, the consolidator job can only be deleted if it fails server validation. Once the tray-based consolidator job is accepted, a delete job cannot be submitted. For bundle-based jobs, the consolidator jobs can be deleted if it is 1) submitted with no postage statements or all postage statements in EST, 2) submitted with ready-to-pay (UPD) postage statements that have been cancelled via Mail.dat or 3) submitted with ready-to-pay (UPD) postage statements that have been cancelled via the Dashboard. These scenarios allow the job to

be deleted before the postage statement data has been sent to SASP. Once the postage statement data has been sent to SASP, the job cannot be deleted.

A .csm Container Type of 'F' (Flat Tubs) will be accepted for a tray based copalletization mailing for Mail.dat 09-1 and above files.

The .mpu Mailpiece Unit – Class must be set to '1' (First-Class) or '3' (Standard Mail) for a copalletized mailing with a .csm Container Type of 'F' (Flat Tubs).

All origin job trays/bundles that have not been linked with an .oci file or an OriginalContainerLinkageCreateRequest message after 14 days from the Postage Statement Mailing Date will generate warnings on the BIDS system.

### **2.2.5.1 Example of Virtual Bundle Assignment in the OCI File for Bundle-based Copalletization**

The original Mail.dat file includes the following records

- Header HDR
- Segment SEG
- Mailpiece Unit MPU
- MPU/C Relationship MCR
- Mailer Postage Account MPA
- Component Record CPT
- Container Summary Record CSM
- Container Quantity Record CQT
- Package Quantity Record PQT
- For full-service, the Intelligent Mail Range IMR or Piece Detail Record PDR

The consolidator's Mail.dat file for bundles assigned to pallets and paid at the consolidator contains the following records:

- Header HDR
- Segment SEG
- Mailpiece Unit MPU
- MPU/C Relationship MCR
- Mailer Postage Account MPA
- Component Record CPT
- Container Summary Record CSM
- Original Container Identification OCI

- Container Quantity Record CQT
- Package Quantity Record PQT

In the example for the Original Job ID C12BO121, the original containers were container type set to virtual sacks for bundles to be placed on pallets. In the Original Job ID, the Original Containers all had the CSM field Included in Other Doc set to 'O'. In the CSM file at the consolidator for this OCI file, the Included in Other Doc field will be set to 'L' for each of the new Container IDs. Each of the new Container IDs will have a Parent Container Reference ID in the CSM file.

**Table 2-3: Example OCI File (Selected Values) at the Consolidator**

File	Job ID	Container ID	Original Job ID	Original Segment ID	Original Container ID
OCI	C12BC331	000001	C12BO121	0001	100001
OCI	C12BC331	000002	C12BO121	0001	100002
OCI	C12BC331	000003	C12BO121	0001	100003
OCI	C12BC331	000004	C12BO121	0001	100004
OCI	C12BC331	000005	C12BO121	0001	100005
OCI	C12BC331	000006	C12BO121	0001	100006
OCI	C12BC331	000007	C12BO121	0001	100007

**Table 2-4: Example CSM File (Selected Values) at the Consolidator**

File	Job ID	Container Type	Container ID	Parent Container ID	Container Status
CSM	C12BC331	P	000341		R
CSM	C12BC331	V	000001	000341	R
CSM	C12BC331	V	000002	000341	R
CSM	C12BC331	V	000003	000341	R
CSM	C12BC331	V	000004	000341	R
CSM	C12BC331	V	000005	000341	R
CSM	C12BC331	V	000006	000341	R
CSM	C12BC331	V	000007	000341	R

The container assignment for trays on pallets is similar. The container type must be a tray type. In the case of trays to be placed on pallets already paid using the origin file the consolidated file assigning the trays to the pallets must contain the following records:

- Header HDR
- Segment SEG
- Container Summary Record CSM
- Original Container Identification OCI
- Mailer Postage Account MPA (Note: only the Permit ZIP+4 and CRID of Preparer fields are required)

### 2.2.5.2 Mixed eDocumentation Copalletization Scenarios

Users are allowed to submit origin files through either form of eDocumentation (Mail.dat and Mail.XML) for a single consolidated mailing to be submitted with consolidator's Mail.XML file. One option is all origin files are submitted via Mail.dat and the consolidator submits a Mail.XML file for the consolidated job. Another option is some origin files submitted via Mail.dat and other origin files submitted via Mail.XML and the consolidator submits a Mail.XML file for the consolidated job. A consolidator can combine Mail.dat origin containers with Mail.XML origin containers onto the same pallet. In this case, the Consolidator's OriginalContainerLinkageCreateRequest message shall reference the origin mailings previously submitted by including the Original Container and Maildat Container blocks, and the Original Container and MailXMLContainer blocks.

### 2.2.6 MLOCR Validation Constraints

In addition to the standard file validations, the *PostalOne!* system validates the following for Multi-Line Optical Character Reader/Barcode Sorter (MLOCR/BCS) mailings and fails jobs that do not comply with the following:

- There must be one and only one Segment ID if the Header Mail.dat Presentation category is MLOCR.
- The Barcode Verifier Indicator field in the Segment record is required.
- Class can be First-Class Mail or Standard Mail, but not both.
- Processing Category must be correct. For First-Class Mail, Processing Category must be Letter ("LT"), Card ("CD"), or Flat ("FL"). For Standard Mail, Processing Category must be Letter ("LT").
- Piece-weight must be correct for the class of mail and category. For example, the *PostalOne!* system verifies weights of 3.3 ounces for First-Class Mail Letters, 13 ounces for First-Class Mail Flats, and 3.3 ounces for Standard Mail Letters for postage meter affixed mailings.
- Precanceled Stamps can only be used for 1 ounce First-Class Mail letter pieces and Standard Mail letters.
- For MLOCR mailings:
  - Link logical parent pallets to logical handling units .
  - Link physical sibling handling units to logical handling units (If using the full-service option and if the physical tray is unknown, populate Job ID, Segment ID, Container ID, and Sibling Container ID. Container Type must be T and populate IM Container or Tray Barcode with 24 digits of 9).
  - Link sibling physical containers to logical containers.
- The submitter may not combine in a Mail.dat job Standard Mail presorted price pieces on Standard Mail postage statements together with "Single Piece from Standard Mail" price pieces on First-Class Mail postage statements.
- The submitter may combine in a Mail.dat job Standard Mail presorted price pieces on Standard Mail postage statements together with "Single Piece from Standard Mail" price pieces on First-Class Mail postage statements. In this case, mailpieces claim a "Single Piece" price CQT Rate Category "S" (Single Piece). The CSM Container Level must be "AJ" (Single Piece) or "AN" (Single Piece – First Class). For metered or Precanceled stamps, the Qualification report shall display the single piece price pieces.

- All MPA files must pass validation. All jobs are rejected if one file fails.
- Updates to MLOCR mailings must limit changes to piece counts, rate categories, container status, presentation category, number of copies, and the parent container reference ID. If the mailing includes changes in any other fields, validation rejects the file.
- Updates to MLOCR mailings must not result in a greater discount due to a rate category change.
- Containers with fewer than 150 pieces must also have a change in rate category that decreases the discount claimed from the original file.
- An MLOCR mailing with Postage Payment Method (MPA) values “G” (Government), “S” (Precanceled stamps), “C” (Metered - Correct), “L” (Metered – Lowest), or “M” (Metered – Neither) must have one Additional Postage MPA ID in the MPU / C Relationship (MCR) record. Only one account is allowed for additional postage payment for this type of mailing, even if the mailing includes multiple statements.
- When sibling containers are used to identify a logical/physical container relationship in an MLOCR mailing, mailers should comply with the information in the Physical/Logical Trays and Pallets section of the Mail.dat specification.
- An MLOCR mailing cannot include a postage adjustment record (PAR) file.
- When applicable use a new segment record in a single Job ID rather than sending multiple Job IDs. A new segment record will generate a new qualification report but still allow consolidation into the same Master Postage Statement.

## 2.2.7 Mail Anywhere

The Mail Anywhere option allows mailers to pay for postage at a mailing facility other than the mail entry point. Postage is paid via a permit which is not local to the verification facility.

### 2.2.7.1 Mail Anywhere Mailings

A mailing is identified as a Mail Anywhere mailing when the .mpa Payment Account Number and .seg Verification ZIP+4 are populated. When these conditions are met, additional Mail Anywhere validations are run on the eDoc

Mail Anywhere validations;

1. Postage statements are finalized at the mailing facility associated to the .seg Verification Facility ZIP+4.
2. The .mpa Payment Account Number must be linked to the ,mpa Permit Number or .mpa USPS Publication Number.
3. A single eDoc may contain Mail Anywhere and non-Mail Anywhere records in a single submission, however the .mpa Permit ZIP+4 of records without .mpa Payment Account Number must match the .seg Verification ZIP+4.
4. Periodicals support .mpu Processing Categories of FL = Flats and LT = Letters.

## 2.2.8 Periodicals Validations

1. If the required field Issue Date is missing from the CPT record for a Periodicals mailing, the file is rejected with the following error message: "For Periodical Statement # [#] Issue Date is required for 3541." If Issue Frequency is missing, the *PostalOne!* system treats the field as blank and continues processing.
2. The Flat Machinability field cannot be blank if Mailpiece Unit – Processing Category is "FL". Flat Machinability. The Flat Machinability field in the MPU file accepts the value "Y" for flats machinable under DMM 301.1.3 and the value "U" for flats machinable under 707.26.
3. Determination of prices for Outside-County prices for bundles and containers is described as follows.
  - The prices for the Outside County Bundles depend on the Package Quantity - Package Level and the Container Summary - Container Level. For specific mappings, see Appendix C. *Mail.dat Field Validation*.
  - The prices for the Outside County Containers depend on the Container Summary fields Container Type, Entry Point for Entry Discount – Facility Type and Container Level. For specific mappings, see Appendix C. *Mail.dat Field Validation*.
4. Include a value in the required SEG field Container and Bundle Charge Method as follows.
  - If the mailing does not include any Periodicals Mail, this required field must be filled with a "0" (zero).
  - If this field is set to the value "1 Charge all to a 3rd party", the SEG file MPA ID for Container and Bundle Charge Method field becomes required. If the field is set to value "1" the third-party statement for parts D and E must be entered manually.
  - Do not use the value "2 Charge all to one of the publications", the container and bundle charges are not determined correctly. Value 2 will not be supported.
  - If the value is set to "3 proportion by copies to each of the publications", the SEG file MPA ID for Container and Bundle Charge Method field is not required.
5. If there are multiple segments, validation uses the first Container and Bundle Charge Method for the entire job. This differs from the Mail.dat specification.
6. For postage statements paying the Standard Mail price using Pending Periodicals permits, the field Class Defining Preparation in the SEG file must be "2" (Periodicals) and Class must be "5" (Periodicals Pending) as applicable in the CPT file and the MPU file. The field Postage Payment Method in the MPA file must be "T" (Per Pend). The client validator will validate that the field Postage Payment Method in the MPA file must be "T" (Per Pend). The pending Periodicals permit number must be in the Permit field of the MPA file.
7. Pending Periodicals can include firm bundles, First-Class Mail incidental enclosures, non-incidentals enclosures, but do not include special authorizations (nonprofit, science of agriculture, or classroom prices).
8. Validation accepts firm bundles for Outside-County Periodicals. For all mailings claiming firm bundles, Package Level of the PQT must be set to "A". Pieces must be greater than zero if firm bundles are claimed, but copy number must exceed the piece count. Combinations of firm bundles with enclosures are not supported.
9. Periodicals jobs will fail if a Periodicals mailing or an enclosure in a Periodicals mailing claims an unauthorized price category, such as Nonprofit, Classroom, or Science of Agriculture.



10. Periodicals Loose Addressed Supplements is supported for version 9.1 Mail.dat files. The Loose Addressed Supplements must be associated to a separate MPU which includes a CPT with Mail Class of 2, Rate Type of Z, Ad % Treatment of S. The only other CPT records that may be associated to the MPU are additional Loose Addressed Supplement components, incidental enclosures, ride-alongs or repositionable notes. Loose Addressed Supplements generate a separate child postage statement from their host publication. The child postage statement will be consolidated under the normal business rules. Container or bundle charges are charged for the Loose Addressed Supplements. The Rate Type from the MPU identifies the rates (Regular, Non-Profit, etc) used for the postage statement. To qualify for full-service, all loose addressed supplements require an associated IMR or PDR record. The Copy Count in the CQT records associated to the Loose Addressed Supplements must be greater than or equal to the Piece Count. The Copy Count is not displayed on the postage statement. Addressed supplements may be sent with repositionable notes, ride-alongs, and additional addressed supplement components. The same addressed supplement may be associated with various mailpiece units. A Mail.dat job may contain only addressed supplements. The details for each of these scenarios are in Appendix C, Component Record – Addressed Supplement Scenarios.
11. The Mail Owner for full-service data distribution cannot be identified through a USPS Publication Number for the Full-service compliance. The Publisher must be identified using a CRID or MID. MPA Mail Owner's Lcl Permit Ref Num/ Intl Bill Number if populated must contain a Permit Number not a USPS Publication Number.
12. The advertising percentage comes from the Component file and the Ad % Basis is used to compute the advertising percentage of the edition if the advertising percentage is populated on more than one component. The Appendix E Periodicals Procedures contains more details on how to use the Ad % Basis.
13. The edition weight worksheet is available for the PS Form 3541 Postage Statement – Periodicals after the Mail.dat file is sent with Container Summary field Container Status with value ready-to-pay. This worksheet is available on a hyperlink within the postage statement displayed on the dashboard. The worksheet may be updated with the weight per CPT by the postal clerk at the acceptance unit and is available for display by the publisher or mailer. The edition weight used to calculate postage is also displayed on the edition weight worksheet. Some mailers may have arranged to insert the corrected weights into the Mail.dat file update rather than allow the postal clerk to update the edition weight worksheet. There is no method of communicating the need to correct weights to the publisher or mailer. The publisher or mailer must make arrangements with the acceptance office for appropriate communication that the correct weights are updated via Mail.dat and the postage statements are ready for finalization and payment. The edition weights may not be changed after finalization except by reversing the postage statements and resubmitting the Mail.dat job. The edition weight worksheet may be printed or downloaded via Excel (.xls), Comma-Separated Text (.csv), and Portable Document Format (.pdf) formats. The Appendix E, Periodicals Procedures contains detailed instructions to display and download the edition weight worksheet.
14. The advertising percentage worksheet is available for the PS Form 3541 Postage Statement – Periodicals after the Mail.dat file is sent with Container Summary field Container Status with value ready-to-pay. This worksheet is available on a hyperlink within the postage statement displayed on the dashboard. The worksheet may be updated with the advertising percentage per CPT by the postal clerk at the acceptance unit, or by the publisher or by the mailer, and is available for display by the publisher or mailer. Only components with a Periodical Ad% Treatment value of S will be allowed updates in the Advertising Percentage Worksheet. The edition advertising percentage used to calculate postage is also displayed on the advertising percentage worksheet. Some mailers may have arranged to insert the corrected advertising percentages into the Mail.dat file update rather than update the advertising percentage worksheet. There is no method of communicating the need to correct advertising percentage to the publisher or mailer. The publisher or mailer must make arrangements with the acceptance office for appropriate communication that the correct advertising percentages are updated via Mail.dat and the postage statements are ready for finalization and

payment. In the case of a Centralized Periodicals Payment CPP publication using the payment request option, the advertising percentages may be changed after finalization and before the payment request is complete. The advertising percentages may not be changed after finalization (or in the case of CPP payment request completion) except by reversing the postage statements and resubmitting the Mail.dat job. The advertising percentage worksheet may be printed or downloaded via Excel (.xls), Comma-Separated Text (.csv), and Portable Document Format (.pdf) formats. The Appendix E, Periodicals Procedures contains detailed instructions to display and download the advertising percentage worksheet.

15. The issue level postage statement report is available in the reports menu. This issue level postage statement combines data from all the PS Forms 3541 Postage Statement – Periodicals from all acceptance offices (in the *PostalOne!* system) for the selected issue date or issue volume and or issue number. The data is shown in a single issue level postage statement. This postage statement report is useful to many publishers in their accounting systems. The help documentation in the *PostalOne!* system contains detailed instructions on how to display and download the issue level postage statement report.
16. The features described above (Ad % Basis, edition weight worksheet, advertising percentage worksheet and issue level postage statement) are available for all publications. The payment request feature described in this item is only available to Centralized Periodicals Payment (CPP) publications paying for Periodicals postage in New York by CAPS accounts. CPP publications paying for postage at the CPP Office at the Pricing and Classification Center (PCSC) in New York may not select the full-service option because they do not submit Mail.dat files to the *PostalOne!* System. To receive full-service, these publications must pay for postage at their acceptance office(s) using Mail.dat files. Electronic Documentation Process A Guide for Centralized Postage Payment (CPP) Customers available at <http://ribbs.usps.gov/index.cfm?page=intellmailguides> provides further instructions to pay using Mail.dat files. When using the request payment feature the mailer sets the payment date for the payment request. The full-service reports are not available until after the payment request is paid. If the mailer or publisher does not make the payment request by 28 days after the first mailing date found in the payment request the system automatically makes the payment request and debits the CAPS account.
17. To configure a Mail.dat file for payment of each Mail.dat job, the mailer shall set the Mailer Postage Account Postage Payment Option to V = PVDS, T = CAPS or C = CPP (if a participant in Centralized Postage Payment for Periodicals).
18. To configure a Mail.dat file for the payment request option and pay for all jobs for an issue at the acceptance office up to 28 days after the first date of mailing, the postal clerk at the acceptance office must set the USPS Publication Number to the CPP option. The mailer shall set the Mail.dat Mailer Postage Account Postage Payment Option to C = CPP. The Electronic Documentation Process Guide for CPP Mailers on <http://ribbs.usps.gov/index.cfm?page=intellmailguides> contains detailed instructions to perform a Payment Request.
19. Comail or Copalletization may not mix CPP paying for postage at the PCSC in New York with other publications paying at the acceptance office in the same ready-to-pay container in the same Mail.dat job. If the CPP publication cannot submit eDoc at the acceptance office, a possible workaround is to put this comail or copalletization data into a separate Mail.dat job. Coordinate with the acceptance office so they may follow special procedures to verify and release this mail.
20. The CPT Component Description is an optional field (may be left blank or may have any description convenient to the mailer) and does not determine enclosure type or class. Enclosure type and class is determined by the CPT s Component - Class, Component - Rate Type, and Periodical Ad% Treatment according to the scenario Periodical with First-Class or Standard Mail Enclosure as written in the IDEAlliance Mail.dat Technical Specification available at [www.idealliance.org](http://www.idealliance.org). The Component - Rate Type is set to Z for incidental enclosures. For incidental enclosures the Periodical includes the weight of the enclosure. For non-incidental enclosures, the *PostalOne!* system generates the

appropriate postage statement for the enclosure: PS Form 3600 Postage Statement – First-Class Mail or PS Form 3602 Postage Statement – Standard Mail.

21. The Host Statement Component ID for a ride along or repositionable note will default to the main book, when a ride-along CPT, or repositionable note CPT is in the MPU representing the main book. The Host Statement Component ID for a ride along or repositionable note will default to the addressed supplement, when a ride-along CPT, or repositionable note CPT is in the MPU representing the addressed supplement.
22. Government publications may claim In-County pieces for Periodicals postage statements charged to an Official Mail Accounting System (OMAS) account.
23. When applicable, to claim the limited circulation discount, use the MPU Mailpiece Unit - Rate Type value Y = Regular Limited Circulation or W = Science of Agriculture Limited Circulation and the same value in CPT Component Rate Type.

### 2.2.8.1 Periodicals Pricing for Letters

Letters map to Periodicals postage statement lines as follows. In this table the .seg Class Defining Preparation has value 2 = Periodicals, the .seg Principal Processing Category has value LT = Letters, the Version Weight calculated from component weights must be less than 16 oz.

**Table 2-5: Periodicals Pricing for Letters**

<b>Section</b>	<b>.cqt Periodicals Not County / In County</b>	<b>.cqt Rate Category</b>	<b>.csm Container Level</b>	<b>.pqt Package Level</b>
Part A In-County Nonautomation Letter Piece Prices	I = In-County	G = 5-Digit Non Barcode K = 3-Digit Non Barcode N = Basic Presort D = Carrier Route (Carrier Route) O = Carrier Route	N/A	N/A
Part C Outside-County Nonautomation Letter Piece Prices	N = Outside- County	G = 5-Digit Non Barcode K = 3-Digit Non Barcode N = Basic Presort D = Carrier Route (Carrier Route) O = Carrier Route	N/A	N/A
Part C Outside-County Firm Bundle Letter Piece Prices	N = Outside- County	FB = Firm Bundles	N/A	N/A
Part D Outside-County Firm Bundle Letter Bundle Prices	N = Outside- County	N/A	As mapped in the Postal Service Mail.dat Technical Specification Table C- 13. Container Level Values	A = Firm Bundle

### 2.2.8.2 Combined Mail of Periodicals with Standard Mail Flats

The *PostalOne!* system will support Mail.dat submission for combined mail of Periodicals with Standard Mail flats according to the final rule published in the Federal Register June 28, 2011 and at [http://pe.usps.com/FRN/CoMail2\\_final.pdf](http://pe.usps.com/FRN/CoMail2_final.pdf).

Beginning Jan 8, 2012 for CSM Postage Statement Mailing Date after Jan 22, 2012, the system will process the Mail.dat version 11-2, version 12-1 or version 12-2 file for Combined Mail of Periodicals with Standard Mail flats. The HDR Conventional Presort value is P = Conventional Presort, SEG Class Defining Preparation value is 6 = Std/Periodicals Comailings, SEG Principal Processing Category value is FL = Flat, SEG Logical/Physical CONTAINER Indicator value is P = Physical Container, and SEG Log/Phy PACKAGE Indicator value is P = Physical Package.

For a Standard Mail mailpiece MPU Permit Number and associated data is required. The MPU Mailpiece Unit – Weight field must qualify as a Standard Mail flat and not exceed 16 oz.

For a Periodicals mailpiece, the MPU USPS Publication Number or the pending Periodicals MPU Permit Number and associated data is required. The MPU Flat Machinability must be Y = Machinable on ASFM 100 and the Periodicals version weight must not exceed 22 oz. The CPT Component Weights must be provided for the Periodicals mailpiece for the system to calculate the version weight. The CPT Component-Periodical Ad Percentage and Component - Periodical Ad Percentage: Status must be provided for the system to calculate the advertising pounds. The Component file field Periodical Ad% Treatment must be populated for components that are part of a Periodicals mailpiece. The optional CPT field Ad % Basis is available to describe the advertising pounds for a Periodicals mailpiece. The CPT field Periodical Issue Date must be populated for the host component in the Periodicals mailpiece.

The MPU Mailpiece Unit – Class value is 2 = Periodicals or 3 = Standard Mail or 5 = Per Pending. The CPT Component – Class must be 1 = First-Class, 2 = Periodicals, 3 = Std Mail, or 5 = Per Pending. Note: A Periodicals host component may have either or both First-Class component(s) and Standard Mail component(s) for enclosures in the same mailpiece.

The MPU Mailpiece Unit - Rate Type is R = Regular (US/MEX/CAN) or N = Nonprofit for Standard Mailpieces or is R = Regular (US/MEX/CAN), N = Nonprofit, S = Science of Agriculture, C = Classroom, W = Science of Agriculture Limited Circulation, or Y = Regular Limited Circulation for Periodicals mailpieces. The MPU Mailpiece Unit – Processing Category is value FL = Flat. The MPU Surcharge field is N = Not Oversized. The MPU Postage Affixed Type is blank. The Component file field Component - Rate Type must be R = Regular (US/MEX/CAN) or N = Nonprofit, M = Repositionable Component, or Z - Included, part of host postage for Standard Mailpieces. The Component file field Component - Rate Type must be R = Regular (US/MEX/CAN), N = Nonprofit, S = Science of Agriculture, C = Classroom, W = Science of Agriculture Limited Circulation, Y = Regular Limited Circulation, H = Per Ride-Along, Z - Included, part of host postage, or M = Repositionable Component for Periodicals mailpieces. The CPT Component-Processing Category must be FL = Flat, but could be FL = Flat, LT = Letter or CD = Card for enclosures on either a Standard Mailpiece or a Periodicals mailpiece.

The MPU File field Postage Payment Option accepts values C = CPP or T = CAPS or D = Debit for a Periodicals mailpiece; T = CAPS or D = Debit for a Standard Mail mailpiece; and D = Debit for a pending Periodicals mailpiece. The Mail.dat Job may contain any combination of allowed Postage Payment Methods.

The MPU File field Postage Payment Method (140) must be P = Permit, T = Per Pend (using Permit), or G = Gov't – Fed (use Permit).

Each Job ID must contain at least 200 pieces or 50 pounds of Standard Mail.

For any container having Outside County Periodicals mailpieces to support container and bundle charges: the CSM file field Container Type must be mapped in the Table Container Type Values; the CSM file field Container Level must be mapped in the Table Container Level Values, CSM file field Entry

Point for Entry Discount - Facility Type must be mapped in the table Entry Point for Entry Discount - Facility Type Values. Facility types DDU and ADC are not allowed for this comail. The PQT file Package Level for a Periodicals mailpiece must be one of the values mapped in the Table Package Level values. (These table references are to the *Postal/One! Mail.dat* Technical Specification and have specific entries for mixed class comail.) The system shall validate that if the PQT file Package Level is A (firm) then the bundle may contain only Periodicals flats.

For Periodicals bundle charges, there may be an 'ADC bundle containing mixed ADCs assigned to that NDC. This bundle will be charged the ADC bundle level price on line D6. For Periodicals, container charges there may not be sacks or trays so lines E1 through E24 are not allowed. For Periodicals container charges, pallets may not be origin entry so lines E27, E29, E33, E35, E40, will not be allowed. For Periodicals container charges, destination ADC entry is not allowed so lines E31, E37 and E44 are not allowed. For Periodicals container charges, DDU entry is not allowed so line E46 is not allowed.

For the CQT file field Container Charge Allocation, the system shall ignore the value in this field and if there are multiple titles and/ or issues apportion the container and bundle charges.

For a Periodicals mailpiece, the CQT file field Rate Category must be a value mapped for Periodicals flats; for a Standard Mail mailpiece, the CQT file Rate Category must be a value mapped for Standard Mail flats.

The CQT file field Periodicals: Sub/ Non-Sub/Requester Indicator must be S = Sub N = Non R = Requester for a Periodicals or Pending Periodicals mailpiece and O = Other for a Standard Mail mailpiece. The CQT file field Periodicals: Not County/In County must be N = Not County I = In-County for a Periodicals or Pending Periodicals mailpiece and O = Other for a Standard Mail mailpiece.

For flats, the CQT file field Barcode Discount Or Surcharge Indicator must be O = Other.

### **Allow Non Full-Service for Combined Mail of Periodicals with Standard Mail Flats**

The system shall allow mixed class Standard Mail carrier route flats and calculate correct postage on the following Part F carrier route flats lines (excluding Saturation CR, entry DDU and detached address labels): F2, F3, F4, F5, F7, F8, F9, F10, F12, F13, F14, F15, ,F29, F30, F31, F32, F34, F35, F36, F37, F39, F40, F41, F42.

The system shall consider a mailing to be mixed Full-Service when the SEG Full-Service Participation Indicator is M = Mixed.

For mixed Full-Service combined mailing, the Periodicals, Pending Periodicals, or Standard Mail Full-Service pieces shall be accepted in PDR or IMR or PBC (Mail.dat 12) and be forwarded to SASP for further processing.

The system shall consider a mailing to not be Full-Service when the SEG Full-Service Participation Indicator is blank.

The system will not accept or forward piece level information to SASP for mailpieces that are not Full-Service.

Spoilage is not allowed in Mail.dat on Standard Mail regular prices or Standard Mail nonprofit prices in mixed class. Business note: Spoilage may be claimed with the refund PS Form 3533.

### **Copalletization for Combined Mail of Periodicals with Standard Mail Flats**

Mailers may use the OCI file to copalletize both Standard Mail and Periodicals Mail in a single copalletized mailing.

For a mixed mailing the .OCI file Container ID and Job ID container may contain Standard Mail or Periodicals Mail or a mixture of Periodicals Mail and Standard Mail.

For a mixed class mailing, the OCI file Original Container ID and Original Job ID container may contain Standard Mail or Periodicals Mail or a mixture of Periodicals Mail and Standard Mail.

The original Container report shall accommodate both Standard Mail and Periodicals Mail in the same report

### **Periodicals Pricing for Combined Mail of Periodicals with Standard Mail Flats**

The system shall consider a mailing to be eligible for Periodicals MADC pricing when the combined mailing has CSM Container Level AG = Mixed NDC and the CSM Entry Point for Entry Discount - Facility Type is O = Origin, C = Origin SCF, E = Origin DU, K = Origin NDC, L = Origin ASF. Other origin will provide error message.

The system shall use the Entry ADC line for the CSM Entry Point for Entry Discount - Facility Type is B = DNDC.

For Mixed class, accept CQT Zone 1-8 for Outside-County mail.

For Mixed class accept CQT Zone 1-8 for In-County.

For CSM Container Level Y=Protected SCF, map the same as SCF Container Level. For AF=Protected NDC, map the same as NDC Container Level.

Optional origin entry is allowed at all pallet levels for Mixed Class Comail

After the Mail.dat file is submitted, the *PostalOne!* system produces postage statements for Standard Mail and Periodicals mail at all origin locations except OADC.

Bundle charges will be apportioned according to the ratio of the Periodicals copies in the bundle to the total copies in the bundle.

Container charges will be apportioned according to the ratio of the weight of Periodicals in the container to the total weight of mail in the container.

## **2.2.9 Full-service**

Full-service provides the Mailers with the option to receive information on the following services: Start-the-Clock, Container Visibility, Address Correction (ACS) Change of Address (COA), ACS Nixie, Performance Based Verification (PBV) Full-Service Compliance Results, eDoc Mail Quality Results, and CONFIRM.

### **2.2.9.1 Full-service Data Distribution**

The dissemination of the data is referred to as full-service Data Distribution. The recipients for the Data Distribution are determined according to the By/For relationship defined in the Mail.dat file submission. If there is a failure of the full-service Data Distribution for Mail.dat files and if the Postal Service decides to use OneCode ACS for the contingency plan, the Address Correction (ACS) Change of Address (COA) and the ACS Nixie shall be provided to the Mailer ID on the affected mailpieces and the Data Distribution designated in the Mail.dat file is ignored.

#### **Submitting the By/For Information**

There are two methods for submitting the By/For information for Data Distribution. The selection of the appropriate method is determined by the Mail.dat file used to submit the piece information in Mail.dat. The options are either the Piece Detail Record (PDR) or the Intelligent Mail Range Record (IMR).

**Option for Piece Detail Record:** If the mailer is submitting the piece information using the PDR Record, the following options can be used for identifying the By/For:

**Option A: Component Record and MPU/C Relationship Record**

In Component (CPT) record, the Mail Owner can be identified by **either** a Mailer ID of Mail Owner **or** a CRID of Mail Owner (only one of the fields needs to be populated, if both are populated, the order of preference is indicated in the table below). In either case, when using the Component record to provide owner identification, the Host Statement Component ID in the MCR must be populated with the Component ID from the host component record. The Host Statement Component ID in the MCR must always be populated even if it is the same as the Component ID in the MPU/C Relationship Record (self referential).

The PDR record identifies the CQT Database ID and the CQT record identifies the Mailpiece Unit MPU record. The MPU/C Relationship Record (MCR) record for this MPU record where the Component ID is the same as the Host Component ID references the MCR - Primary MPA ID. The *PostalOne!* System finds the MPA - Unique Sequence/Grouping ID that matches the MCR - Primary MPA ID and uses this MPA to find the **either** a Mailer ID of Preparer **or** CRID of Preparer (only one of the fields needs to be populated, if both are populated, the order of preference is indicated in the table below).

**Table 2-6. Data Distribution Fields (PDR with CPT and MCR)**

<b>Mail.dat File</b>	<b>Mail.dat Field name</b>	<b>Identifies</b>	<b>Order of Preference</b>
CPT	Mailer ID of Mail Owner	Owner	First
MPA	Mailer ID of Mail Owner	Owner	Second
CPT	CRID of Mail Owner	Owner	Third
MPA	CRID of Mail Owner	Owner	Fourth
MPA	Mail Owner's Lcl Permit Ref Num / Int'l Bill Num	Owner	Fifth
MPA	USPS Publication Number (applicable only for Periodicals)	Owner	Sixth
MPA	Mailer ID of Preparer	Preparer	First
MPA	CRID of Preparer	Preparer	Second
MCR	Host Statement CPT ID	Host CPT for MPA record	Required

**Option B: Mail Postage Account Record (MPA)**

In MPA, Mail Owner can be identified by **one of** Mailer ID of Mail Owner, CRID of Mail Owner, **or** Mail Owner's Lcl Permit Ref Num / Int'l Bill Num. The USPS Publication Number can be used to identify the Mail Owner. (Only one of the fields needs to be populated, if more are populated, the order of preference is indicated in the table below). For Nonprofit Standard Mail, the Mail Owner's Lcl Permit Ref Num / Int'l Bill Num must be populated with the mail owner's permit that is authorized for Nonprofit Standard Mail. USPS Publication Number is only used to identify a Mail Owner for Periodicals mailings.

In MPA record, the Mail Preparer can be identified by **either** a Mailer ID of Preparer **or** a CRID of Preparer. (Only one of the fields needs to be populated, if both are populated, the order of preference is indicated in the table below).

**Table 2-7. Data Distribution Fields (PDR with MPA)**

Mail.dat File	Mail.dat Field name	Identifies	Order of Preference
MPA	Mailer ID of Mail Owner	Owner	First
MPA	CRID of Mail Owner	Owner	Second
MPA	Mail Owner's Lcl Permit Ref Num / Int'l Bill Num	Owner	Third
MPA	USPS Publication Number, only for Periodicals Mail)	Owner	Fourth
MPA	Mailer ID of Preparer	Preparer	First
MPA	CRID of Preparer	Preparer	Second

**Option for Intelligent Mail Record:** If using Intelligent Mail Range record for submitting the piece information, the Mail Owner can be identified by **either** a Mailer ID of Mail Owner **or** a CRID of Mail Owner. (Only one of the fields needs to be populated, if both are populated, the order of preference is indicated in the table below.)

In IMR record, the Mail Preparer can be identified by **either** a Mailer ID of Preparer **or** a CRID of Preparer. (Only one of the fields needs to be populated, if both are populated, the order of preference is indicated in the table below.)

**Table 2-8. Data Distribution Fields (IMR)**

Mail.dat File	Mail.dat Field name	Identifies	Order of Preference
IMR	Mailer ID of Mail Owner	Owner	First
IMR	CRID of Mail Owner	Owner	Second
IMR	Mailer ID of Preparer	Preparer	First
IMR	CRID of Preparer	Preparer	Second

### By/For Verification

A By/For Verification process occurs during eDoc processing of full-service Mail.dat files. By/For Verification validates that the Mail Preparer (By) and Mail Owner (For) identifiers specified in the eDoc are internally consistent and valid. The Mail Owner determined during By/For Verification is used to confirm the correct "Profile" to be used for Data Distribution.

The result of By/For Verification determines the data recipients for the Data Distribution. The following reference data is used to determine valid By/For:

- The CRID must be valid in Customer Registration.
- The CRID must be associated to the Mailer ID in the Mailer ID system.



- The Permit (Mail Owner's Lcl Permit Ref Num / Int'l Bill Num from MPA) must be associated to the CRID in the *PostalOne!* System and must be within the same finance number of the Permit and Permit ZIP+4 in the MPA.
- The Publication Number (USPS Publication Number from MPA) must be associated to the CRID in the *PostalOne!* System and must be within the same finance number of the Publication Number and Permit ZIP+4 in the MPA.

The By/For is invalid if there is a conflict between the Mail Owner and Mail Preparer fields within a Mail.dat, identified during By/For Verification. These discrepancies during eDoc processing are returned to the *PostalOne!* system as By/For Conflict messages. A By/ For Conflict message is provided for notification only. It does not prevent mailers from receiving feedback on ACS, Start-the-Clock, Container Visibility, PBV Full-Service Compliance Results, and CONFIRM. Below the rules for Mail Owner Conflict and Mail Preparer Conflict are described. These rules depend on whether the mailing is with a Piece Detail Record (PDR) record or an IMR.

#### **Mail Owner CRID Conflict with Piece Detail Record**

To avoid CRID conflict, when applicable the following items found using the CQT DB ID in the PDR must match.

1. CRID of Mail Owner from MPA
2. CRID of Mail Owner from CPT
3. CRID of Mailer ID for the Mail Owner in MPA
4. CRID of the Mailer ID for the Mail Owner in CPT
5. CRID of the Permit (Mail Owner's Lcl Permit Ref Num / Int'l Bill Num) for Mail Owner in the MPA
6. If Periodicals Mail, CRID of the Publication Number for Mail Owner in the MPA

#### **Mail Owner CRID Conflict with Intelligent Mail Range Record**

If using the IMR file, the CRID of Mail Owner from IMR must match the CRID associated to Mailer ID of Mail Owner from IMR.

#### **Mail Owner Mailer ID Conflict**

Mailer ID of Mail Owner from MPA must match Mailer ID of Mail Owner from CPT.

#### **Mail Preparer CRID Conflict with Piece Detail Record**

CRID of Preparer from MPA must match Mailer ID of Preparer from MPA.

#### **Mail Preparer CRID Conflict with Intelligent Mail Range Record**

CRID of Preparer from IMR must match the CRID associated to Mailer ID of Preparer from IMR.

Note: The Mail Owner MID and Mail Owner CRID can be used for Full-Service data distribution, but is not used to identify the mail owner on the postage statement.

### **2.2.9.2 Postage Statement By/For Information**

The *PostalOne!* system will implement By/For Enhancements for Mail.dat 12-2 and after.

The *PostalOne!* system will use the order of precedence determined in the table below to determine the Mail Preparer (By) and Mail Owner (For) for postage statement processing. If a CRID or MID provided in the By/For is determined to be invalid, the *PostalOne!* system will skip that By/For

precedence and move on to the next precedence. Note: This Postage Statement By/For is different from the SASP By/For that is found in section 2.2.9.1.

**Table 2-8.1. Data Distribution Fields – Mail Preparer (By) – PDR or PBC**

Mail.dat File	Mail.dat Field name	Identifies	Order of Preference
MPA	Mailer ID of Preparer	Preparer	First
MPA	CRID of Preparer	Preparer	Second
N/A	CRID from Permit Role of Mailing Agent via section 2.3.3	Preparer	Third

**Table 2-8.2. Data Distribution Fields – Mail Owner (For) – PDR or PBC**

Mail.dat File	Mail.dat Field name	Identifies	Order of Preference
CPT	Mailer ID of Mail Owner	Owner	First
MPA	Mailer ID of Mail Owner	Owner	Second
CPT	CRID of Mail Owner	Owner	Third
MPA	CRID of Mail Owner	Owner	Fourth
MPA	Mail Owner's Lcl Permit Ref Num / Int'l Bill Num	Owner	Fifth
MPA	USPS Publication Number (applicable only for Periodicals)	Owner	Sixth

### 2.2.9.3 Full-Service, Mixed Full-Service, Basic, and POSTNET Mailings

The *PostalOne!* system supports the mixture of full-service, basic service, and POSTNET mailpieces in a bundle, sack, or tray for a single mailing. Validation processes such mixed mailings and requires the following fields and values as well as either the Intelligent Mail Range (IMR) or the Piece Detail Record (PDR) file:

**Table 2-9. Required Field Values for Full-Service**

File	Field Name	Acceptable Values
Header (HDR)	Mail.dat Presentation Category	M, P, I, S
Segment (SEG)	Full-service Participation Indicator	F, M

File	Field Name	Acceptable Values
Segment (SEG)	Class Defining Preparation	1, 2, 3, 4
Mailpiece Unit (MPU)	Mailpiece Unit – Rate Type	First-Class Mail: R Periodicals: R, N, S, C, W, Y Standard Mail: R,N Package Services: B
Mailpiece Unit (MPU)	Mail Piece Unit – Processing Category	LT, FL, CD
Mail Piece Unit (MPU)	Country	US
Mailer Payment Account (MPA)	Postage Payment Method	P, S, L, C, M, T
Component (CPT)	Component – Class	1, 2, 3, 4, 5
Component (CPT)	Component – Rate Type	R, N, S, C, B, T, L, F, B, E, G, J, K, W, Y, Z (In Release 22, Z for a stand-alone CPT in an MPU is for Periodicals Loose Addressed Supplements only)
Container Quantity (CQT)	Service Level Indicator	F, B, P, O Note: For mixed mailings, at least one CQT record must use “F”.

## 2.2.10 Flats Sequencing System (FSS) Preparation

A mailing is considered to meet FSS Preparation when the .csm Container Level is populated with ‘E’ or ‘F’ or the .pqt Package Level field is populated with ‘X’. The *PostalOne!* system shall support FSS preparation for Mail.dat jobs with .seg Principal Processing Category value FL = Flats, .mpu Mail Piece Unit – Class values 2 – Periodicals, 3 – Standard Mail, and 4 - Package Services: Bound Printed Matter, .csm Container Type value equivalent to pallet, .pqt Package Level value X – FSS and .csm Container Levels values E – FSS Sort Plan and F – FSS Facility. For Periodicals mail class, .csm Entry Point for Entry Discount - Facility Type must be value S – DSCF, R – ADC, B – DNDC, D – DDU, O – Origin, E – Origin DU, J – Origin ADC, K – Origin NDC, L – Origin SCF, C – Origin SCF, Q – Origin AMF, A – ASF, or N – Not Determined.

The *PostalOne!* system will support bundle and container prices for Outside County Periodicals prepared as FSS and mapped to Periodicals postage statement lines as follows for all applicable sack, tray and pallet types per the current mapping.

For this table .seg Class Defining Preparation has value 2= Periodicals, .seg Principal Processing Category has value FL = Flats, and .cqt Periodicals Not County / In County has value N = Outside County, .csm Entry Point for Entry Discount – Facility Type values K – Origin NDC, J – Origin ADC, C – Origin SCF, B – DNDC, R – DADC, S - DSCF .

**Table 2-10: Periodicals Pricing for FSS Preparation**

In this table, .pqt Package Level is X = FSS.

Section	3541 Statement Line	.csm Entry Point for Entry Discount - Facility Type	.csm Container Level
Part D Outside County Bundle Prices	D4 for 5-digit, Mixed ADC Container	NA	NA

<b>Section</b>	<b>3541 Statement Line</b>	<b>.csm Entry Point for Entry Discount - Facility Type</b>	<b>.csm Container Level</b>
Part D Outside County Bundle Prices	D8 for 5-digit, ADC Container	NA	NA
Part D Outside County Bundle Prices	D12 for 5-digit, SCF container	NA	NA
Part E Outside County Container Prices	E10 for 3-digit, Origin NDC	K – Origin NDC	E – FSS Sort Plan
	E10 for Sack/Tray, Origin NDC	K – Origin NDC	F- FSS Facility
Part E Outside County Container Prices	E11 for 3-digit, Origin ADC	J – Origin ADC	E – FSS Sort Plan
	E11 for Sack/Tray, Origin ADC	J – Origin ADC	F- FSS Facility
Part E Outside County Container Prices	E12 for 3-digit, Origin SCF	C – Origin SCF	E – FSS Sort Plan
	E12 for Sack/Tray, Origin SCF	C – Origin SCF	F- FSS Facility
Part E Outside County Container Prices	E14 for 3-digit, Destination NDC	B - DNDC	E – FSS Sort Plan
	E14 for Sack/Tray, Destination NDC	B - DNDC	F- FSS Facility
Part E Outside County Container Prices	E15 for 3-digit, Destination ADC	R - DADC	E – FSS Sort Plan
	E15 for Sack/Tray, Destination ADC	R - DADC	F- FSS Facility
Part E Outside County Container Prices	E15 for 3-digit, Destination SCF	S - DSCF	E – FSS Sort Plan
	E16 for Sack/Tray, Destination SCF	S - DSCF	F- FSS Facility
Part E Outside County Container Prices	E32 for 3-digit, Origin NDC	K	E – FSS Sort Plan
	E32 for SCF, Origin NDC	K	F- FSS Facility
Part E Outside County Container Prices	E33 for 3-digit, Origin ADC	J	E – FSS Sort Plan
	E33 for SCF, Origin ADC	J	F- FSS Facility
Part E Outside County Container Prices	E34 for 3-digit, Origin ADC	C	E – FSS Sort Plan
	E34 for SCF, Origin SCF	C	F- FSS Facility
Part E Outside County Container Prices	E36 for 3-digit, Destination NDC	B	E – FSS Sort Plan
	E36 for SCF, Destination NDC	B	F- FSS Facility

Section	3541 Statement Line	.csm Entry Point for Entry Discount - Facility Type	.csm Container Level
Part E Outside County Container Prices	E37 for 3-digit, DADC	R – ADC	E – FSS Sort Plan
	E37 for SCF DADC	R - ADC	F- FSS Facility
Part E Outside County Container Prices	E38 for 3 digit, DSCF	S – DSCF	E – FSS Sort Plan
	E38 for SCF DSCF	S - DSCF	F- FSS Facility
Part E Outside County Container Prices	E44 for 5-digit DADC	R – ADC	E-FSS Sort Plan
Part E Outside County Container Prices	E45 for 5-digit SCF	S – DSCF	E-FSS Sort Plan

The *PostalOne!* system will support pound prices for both In-County and Outside County Periodicals prepared as FSS and mapped to Periodicals postage statement. For this table, .seg Class Defining Preparation has value of 2 = Periodicals, .seg Principal Processing Category has value of FL = Flats, and .cqt Periodicals Not County / In County has a value of I – In Count or N = Outside County.

**Table 2-11: Periodicals Pound Charges for FSS Preparation**

In this table, .pqt Package Level is X = FSS.

Section	3541 Statement Line	.csm Entry Point for Entry Discount - Facility Type	.cqt Zone
Part A In County Pound Prices	A1 for DDU	D - DDU	NA
Part A In County Pound Prices	A2 for None	N – Not Determined	NA
Part B Outside County Pound Prices	B1 for DDU	D - DDU	NA
Part B Outside County Pound Prices	B2 for DSCF	S - DSCF	NA
Part B Outside County Pound Prices	B3 for DADC	R - DADC	NA
Part B Outside County Pound Prices	B4 for Zone 1 & 2	NA	1 – Zone 1 & 2

<b>Section</b>	<b>3541 Statement Line</b>	<b>.csm Entry Point for Entry Discount - Facility Type</b>	<b>.cqt Zone</b>
Part B Outside County Pound Prices	B5 for Zone 3	NA	3 – Zone 3
Part B Outside County Pound Prices	B6 for Zone 4	NA	4 – Zone 4
Part B Outside County Pound Prices	B7 for Zone 5	NA	5 - Zone 5
Part B Outside County Pound Prices	B8 for Zone 6	NA	6 – Zone 6
Part B Outside County Pound Prices	B9 for Zone 7	NA	7 – Zone 7
Part B Outside County Pound Prices	B10 for Zone 8	NA	8 – Zone 8

The *PostalOne!* system will support FSS Preparation for Standard Mail mailings. For this table, .seg Class Defining Preparation has value of 3 = Standard Mail, .seg Principal Processing Category has value of FL = Flats. FSS Preparation for automation flats will be mapped to the following lines on the Standard Mail postage statement:

**Table 2-12: Standard Mail Pricing for FSS Preparation**

In this table, .pqt Package Level is X = FSS.

<b>Section</b>	<b>3602 Statement Line</b>	<b>.csm Entry Point for Entry Discount - Facility Type</b>	<b>Price Category</b>
Part D Automation Fats 3,3 oz or less	D1 for None, 5-digit	N – Not Determined	5-Digit
Part D Automation Fats 3,3 oz or less	D5 for DNDC, 5-digit	B – DNDC	5-Digit
Part D Automation Fats 3.3 oz or less	D9 for DSCF, 5-digit	S - DSCF	5-Digit
Part D Automation Fats over 3.3 oz but less than 16oz	D12 for None, 5-digit	N – Not Determined	5-Digit

<b>Section</b>	<b>3602 Statement Line</b>	<b>.csm Entry Point for Entry Discount - Facility Type</b>	<b>Price Category</b>
Part D Automation Fats over 3.3 oz but less than 16oz	D16 for DNDC, 5- digit	B – DNDC	5-Digit
Part D Automation Fats over 3.3 oz but less than 16oz	D20 for DSCF, 5- digit	S - DSCF	5-Digit
Part F Carrier Route Flats 3.3 oz or less	F2 for None, High Density	N – Not Determined	High Density
Part F Carrier Route Flats 3.3 oz or less	F3 for None, Basic	N – Not Determined	Basic
Part F Carrier Route Flats 3.3 oz or less	F5 for DNDC, High Density	B – DNDC	High Density
Part F Carrier Route Flats 3.3 oz or less	F6 for DNDC, Basic	B – DNDC	Basic
Part F Carrier Route Flats 3.3 oz or less	F8 for DSCF, High Density	S - DSCF	High Density
Part F Carrier Route Flats 3.3 oz or less	F8 for DSCF, Basic	S - DSCF	Basic
Part F Carrier Route Flats 3.3 oz or less	F11 for DDU, High Density	D – DDU	High Density
Part F Carrier Route Flats 3.3 oz or less	F12 for DDU, Basic	D – DDU	Basic
Part F Carrier Route Flats over 3.3oz but less than 16oz	F15 for None, High Density	N – Not Determined	High Density
Part F Carrier Route Flats over 3.3oz but less than 16oz	F16 for None, Basic	N – Not Determined	Basic
Part F Carrier Route Flats over 3.3oz but less than 16oz	F18 for DNDC, High Density	B – DNDC	High Density
Part F Carrier Route Flats over 3.3oz but less than 16oz	F19 for DNDC, Basic	B – DNDC	Basic

Section	3602 Statement Line	.csm Entry Point for Entry Discount - Facility Type	Price Category
Part F Carrier Route Flats over 3.3oz but less than 16oz	F21 for DSCF, High Density	S - DSCF	High Density
Part F Carrier Route Flats over 3.3oz but less than 16oz	F22 for DSCF, Basic	S - DSCF	Basic
Part F Carrier Route Flats over 3.3oz but less than 16oz	F24 for DDU, High Density	D – DDU	High Density
Part F Carrier Route Flats over 3.3oz but less than 16oz	F25 for DDU, Basic	D – DDU	Basic

The *PostalOne!* system will support FSS Preparation for Bound Printed Matter mailings. For this table, the .seg Class Defining Preparation has value of 4 = Package Services, .seg Principal Processing Category has value of FL = Flats, .mpu Mail Piece Unit – Rate Type value B – Bound Printed Matter. FSS Preparation for presorted Bound Printed Matter will map to the following lines on the Package Services postage statement:

**Table 2-13: Bound Printed Matter Pricing for FSS Preparation**

In this table, .pqt Package Level is X = FSS.

Section	3605 Statement Line	.cqt Zone	.csm Entry Point for Entry Discount Facility Type
Part A Presorted – Flats or Parcels	A29	1 – Zone 1 &2	N – Not Determined
Part A Presorted – Flats or Parcels	A30	3 – Zone 3	N – Not Determined
Part A Presorted – Flats or Parcels	A31	4 – Zone 4	N – Not Determined
Part A Presorted – Flats or Parcels	A32	5 – Zone 5	N – Not Determined
Part A Presorted – Flats or Parcels	A33	6 – Zone 6	N – Not Determined
Part A Presorted – Flats or Parcels	A34	7 – Zone 7	N – Not Determined
Part A Presorted – Flats or Parcels	A35	8 – Zone 8	N – Not Determined
Part A Presorted – Flats or Parcels	A36	1 – Zone 1 &2	N – Not Determined



<b>Section</b>	<b>3605 Statement Line</b>	<b>.cqt Zone</b>	<b>.csm Entry Point for Entry Discount Facility Type</b>
Part A Presorted – Flats or Parcels	A37	3 – Zone 3	N – Not Determined
Part A Presorted – Flats or Parcels	A38	4 – Zone 4	N – Not Determined
Part A Presorted – Flats or Parcels	A39	5 – Zone 5	N – Not Determined
Part A Presorted – Flats or Parcels	A40	6 – Zone 6	N – Not Determined
Part A Presorted – Flats or Parcels	A41	7 – Zone 7	N – Not Determined
Part A Presorted – Flats or Parcels	A42	8 – Zone 8	N – Not Determined
Part A Presorted – Flats or Parcels	A43	1 – Zone 1 &2	B - DNDC
Part A Presorted – Flats or Parcels	A44	3 – Zone 3	B - DNDC
Part A Presorted – Flats or Parcels	A45	4 – Zone 4	B - DNDC
Part A Presorted – Flats or Parcels	A46	5 – Zone 5	B - DNDC
Part A Presorted – Flats or Parcels	A47	1 – Zone 1 &2	B - DNDC
Part A Presorted – Flats or Parcels	A48	3 – Zone 3	B - DNDC
Part A Presorted – Flats or Parcels	A49	4 – Zone 4	B - DNDC
Part A Presorted – Flats or Parcels	A50	5 – Zone 5	B - DNDC
Part A Presorted – Flats or Parcels	A51	NA	S - DSCF
Part A Presorted – Flats or Parcels	A52	NA	S - DSCF
Part A Presorted – Flats or Parcels	A53	NA	D - DDU

### 2.2.11 Unsupported Mailing Cases

The following mailing cases are not supported using Mail.dat files:

- Copalletized mailings where a segment contains only mother containers.
- International mail. INDC (Entry Point for Entry Discount – Facility Type of 'I') is not supported for any mail class.
- Pending Periodicals with parcels prices (including 16-20 ounce flats) do not have postage calculated from the PS Form 3605, the postal clerk shall enter this value using the postage statement provided by the mailer.

- Periodicals parcels that are not bundled. If Periodicals parcels are not bundled, even irregular parcels, validation rejects the Mail.dat file. To submit Periodicals parcels that are not bundled per DMM section 707.23.4, submit the mailing with the alternative standardized documentation and postage statements.
- Only two-pass MLOCR mailings yield valid results. One-pass mailings produce inaccurate reports and postage. Workaround: Use two-pass MLOCR. For two-pass MLOCR mailings the ZIP Destination report is not accurate. Workaround: Mailers must provide this report by alternative means.
- Bound Printed Matter with copies greater than pieces. Workaround: Selective binding of multiple copies is supported if copies are equal to pieces and a new MPU record is created for each unique weight or unique combination of a particular number of copies.
- For Postage Statements submitted via Mail.dat, the full-service discount on the non-incident enclosure when applicable is not supported at this time. Non-incident enclosures are eligible for the full-service discount when enclosed in host mailpieces that receive full-service discount and are letters or machinable flats. For Periodicals flats must have MPU Flat Machinable = Y for the non-incident enclosure to receive a full-service discount. Request a refund of the amount of this postage by the usual manual process (PS Form 3533 Application for Refund).
- Priority Mail is no longer supported.
- For the Mail.dat container, Air Box container type that used to support Air Boxes. USPS currently does not support presorting into an Air Box, instead container type is treated as pallet and charged as sack.

The above list is not exhaustive; the Mail.dat specification may support additional cases that are not supported by the *PostalOne!* system.

## 2.3 Postage Payment

This section discusses how to list the parties involved in a postage statement, including designating the permit(s) to be used for payment. There are subsections: Postage statement Generation, Rejection and Conflict Resolution, Permit Roles, Additional Postage, Non-incident Enclosures, and Combined Mail.

### 2.3.1 Postage Statement Generation

This section discusses the key fields used to generate qualification reports, postage statements within a job, and master postage statements based on the Mail.dat 11-2, 12-1 and 12-2 specifications and the *PostalOne!* system.

The *PostalOne!* system automatically generates a new qualification report each time there is a new value found in the Segment file Segment ID.

#### 2.3.1.1 Non-Periodicals Key Postage Statement Generation Fields

The *PostalOne!* system automatically generates a new postage statement each time a unique set of information is found in the fields listed below:

**Table 2-14. Key Postage Statement Generation Fields for Non-Periodicals**

<b>Field</b>	<b>Record(s)</b>	<b>Notes</b>
Job ID	(Multiple files)	Must be identical for all files in the job.
Mailing Facility	(Multiple files)	Must be identical for all files in the job.
Provider Code or User License Code	(Multiple files)	Must be identical for all files in the job. Mail.dat validation treats this field as case sensitive.
Standard Flat Type	Component (CPT)	Standard mail only.
Container Status	Container Summary (CSM)	
Postage Grouping ID	Container Summary (CSM)	
Postage Statement Mailing Date	Container Summary (CSM)	This is the Mailer's Mailing Date on the postage statement.
Included In Other Documentation	Container Summary (CSM)	(Mail.dat 12-2 and after ONLY)
Customer Reference ID (previously known as CAPS Reference ID)	Mailer Postage Account (MPA)	
Federal Agency Cost Code	Mailer Postage Account (MPA)	
Permit Number	Mailer Postage Account (MPA)	Pending Periodicals and non-Periodicals, including enclosures
Permit ZIP+ 4	Mailer Postage Account (MPA)	
Postage Payment Method	Mailer Postage Account (MPA)	
Permit Number for the corresponding .mcr Additional Postage MPA ID.	Mailer Postage Account (MPA)	
Postage Payment Method for the corresponding .mcr Additional Postage MPA ID.	Mailer Postage Account (MPA)	
Rate Type	Mailpiece Unit (MPU)	
Rate Schedule	Mailpiece Unit (MPU)	
Processing Category	Mailpiece Unit (MPU) or Component (CPT)*	
Mail Piece Unit - Class Component Class	Mailpiece Unit (MPU) or Component (CPT)*	
Standard Flat Type	Mail Piece Unit (MPU)	Standard Mail only.
<Mail Class> Sacking Criteria	Segment (SEG)	
Packaging Services Packaging Criteria	Segment (SEG)	
Detached Mailing Label Indicator	Segment (SEG)	Standard Mail and Bound Printed Matter (Mail.dat 12-1 and after)
Included in Other Documentation	Container Summary (CSM)	

After individual postage statements are created if applicable, a Master Postage Statement is generated for each combination of various values in the following fields. If there are several Automation Coding Dates, Carrier Route Coding Dates, or Carrier Route Sequencing Dates, the earliest dates apply to the entire statement. Note: The earliest date will not include the default date of 00010101.

Mail.dat jobs that generate a single billable postage statement will display the verification data in that statement and not in a separate Master Postage Statement.

**Table 2-15. Key Master Postage Statement Consolidation Fields for Non-Periodicals**

Field	Record(s)
Job ID	(Multiple files)
Mailing Facility	(Multiple files)
Postage Statement Mailing Date	Container Summary (CSM)
Processing Category	Mailpiece Unit (MPU) or Component (CPT)

### 2.3.1.2 Periodicals Key Postage Statement Generation Fields

The *PostalOne!* system automatically generates a new Periodicals postage statement each time a unique set of information is found in the fields listed below:

**Table 2-16. Key Postage Statement Generation Fields for Periodicals**

Field	Record(s)	Notes
Job ID	(Multiple files)	Must be identical for all files in the job.
Mailing Facility	(Multiple files)	Must be identical for all files in the job.
Provider Code or User License Code	(Multiple files)	Must be identical for all files in the job. Mail.dat validation treats this field as case sensitive.
Periodicals Issue Number	Component (CPT)	
Periodicals Volume Number	Component (CPT)	
Periodicals Frequency	Component (CPT)	
Periodicals Issue Date	Component (CPT)	
Container Status	Container Summary (CSM)	
Entry Point for Entry Discount Postal Code	Container Summary (CSM)	
Postage Grouping ID	Container Summary (CSM)	
Postage Statement Mailing Date	Container Summary (CSM)	This is the Mailer's Mailing Date on the postage statement.
Customer Reference ID (previously known as CAPS Reference ID)	Mailer Postage Account (MPA)	
Permit ZIP+ 4	Mailer Postage Account (MPA)	

Field	Record(s)	Notes
Postage Payment Method	Mailer Postage Account (MPA)	
Publication Number	Mailer Postage Account (MPA)	
Rate Type	Mailpiece Unit (MPU)	
Mail Piece Unit (MPU) ID	Mailpiece Unit (MPU)	
Mail Piece Unit Weight	Mailpiece Unit (MPU)	
Mail Piece Unit Name	Mailpiece Unit (MPU)	
Periodicals Advertising Percentage	Component (CPT)*	
Processing Category	Mailpiece Unit (MPU) or Component (CPT)*	
Mail Piece Unit - Class Component Class	Mailpiece Unit (MPU) or Component (CPT)*	
Automation Coding Date	Segment (SEG)	
Carrier Route Coding Date	Segment (SEG)	
Carrier Route Sequencing Date	Segment (SEG)	
Container and Bundle Charge Method	Segment (SEG)	
MPA ID for Container and Bundle Charge Method	Segment (SEG)	
Full-Service Participation Indicator	Segment (SEG)	

\* When both MPU and CPT values are listed, the CPT values are used for enclosures.

Once postage statements have been created, the *PostalOne!* system reviews the new statements to see if consolidation is necessary. A consolidated and billable statement is generated for each unique set of the listed fields within a job.

Individual postage statements are generated for each unique Permit/USPS Pub number and each distinct Postage Statement Mailing Date column in the CSM file. Additionally, the *PostalOne!* system generates a new postage statement for each unique occurrence of the Customer Reference ID for the subset of the mailing identified by that ID. For all classes of mail, the child statements are not billed individually but are used to construct the Register.

Individual postage statements will also be generated for multiple CAPS accounts used in a single co-mingled mailing. Unique Permit/USPS Pub numbers and the Postage Payment Option set to "T" for CAPS will drive the generation of these postage statements.

In the Periodicals mailing class, the child statements are used to calculate the total postage due. For the Periodicals mailing class, the *PostalOne!* system consolidates postage statements across segments for an entire Mail.dat file. This applies to all files within a job that contain the same values for a postage statement:

**Table 2-17. Key Postage Statement Consolidation Fields for Periodicals**

Field	Record(s)
Job ID	(Multiple files)
Mailing Facility	(Multiple files)

Field	Record(s)
Periodicals Issue Date	Component (CPT)
Periodicals Issue Number	Component (CPT)
Periodicals Volume Number	Component (CPT)
Container Status	Container Summary (CSM)
Customer Reference ID (previously known as CAPS reference ID)	Mailer Postage Account (MPA)
Federal Agency Cost Code	Mailer Postage Account (MPA)
Permit ZIP Code + 4	Mailer Postage Account (MPA)
Postage Payment Method	Mailer Postage Account (MPA)
USPS Publication Number	Mailer Postage Account (MPA)
Rate Type	Mailpiece Unit (MPU)
Mail Piece Unit Class	Mailpiece Unit (MPU) or
Component Class	Component (CPT)
Processing Category	Mailpiece Unit (MPU) or
	Component (CPT)
Container and Bundle Charge Method	Segment (SEG)

After individual postage statements are created if applicable, a Verification Statement is generated for each combination of various values in the following fields. If there are several Automation Coding Dates, Carrier Route Coding Dates, or Carrier Route Sequencing Dates, the earliest dates apply to the entire statement. Note: The earliest date will not include the default date of 00010101.

A verification statement will not be generated when there is only one billable statement. The information for the periodicals verifications statement will be displayed on the billable statement.

**Table 2-18. Key Verification Statement Consolidation Fields for Periodicals**

Field	Record(s)
Job ID	(Multiple files)
Mailing Facility	(Multiple files)
Postage Statement Mailing Date	Container Summary (CSM)
Processing Category	Mailpiece Unit (MPU) or
	Component (CPT)

## 2.3.2 Postage Statement Mapping

This section outlines how Mail.dat values are mapping to fields on the postage statement.

### 2.3.2.1 Non-Periodicals Postage Statement Mapping - Mailing Group Summary Information

The *PostalOne!* system will populate the Mailing Group Summary Information section of the Non-Periodicals Postage Statements based on information that is provided in the mailing.

The fields listed below determine the values that will be populated in the Mailing Group Summary Information section:

**Table 2-19. Mailing Group Summary Information Fields**

<b>Mailing Group Summary Information Fields</b>	<b>Record/Field</b>	<b>Notes</b>
Mailing Group ID	N/A	Mailing Group Unique Sequence Number
Preparer	.seg Mailing Facility ID	Look up Company Name using Permit information from Mailing Facility ID
Description	.hdr Job Name / Title & Issue	
Mailer's Job #	.hdr Job ID	
Origin	N/A	Displays 'MDAT'
Finance No:	N/A	
Open Date	N/A	Date the mailing group was opened
Close Date	N/A	Date the Postage Statement was Finalized

### 2.3.2.2 Non-Periodicals Postage Statement Mapping - Mailer Information

The *PostalOne!* system will populate the Mailer Information section of the Non - Periodicals Postage Statement based on the information that is provided in the mailing.

The fields listed below will determine the values that will be populated in the Mailer Information Section of a Periodicals postage statement:

**Table 2-20. Mailer Information – Non Periodicals**

<b>Non Periodicals Mailer Information</b>	<b>Record/Field</b>	<b>Notes</b>
Permit Holder	.mpa Permit Number	This is the permit charged for the postage statement. For each mailpiece unit, the <i>PostalOne!</i> system uses the MCR file to find the MPA ID. This is represented in the MPA file as 'Permit Number'. The 'Postage Payment Method', identifies the permit type of the listed 'Permit Number' in the Mail.dat file.
Mailing Agent	.mpa Permit Number	This identifies the organization that prepared the mailing and/or delivered it to the postal service for mailing. This information is linked to the user's login account, and is not represented in the Mail.dat file.  To attach a Mail.dat file to a preparer permit, the <i>PostalOne!</i> System looks at the User ID that submitted the file. The system looks at permits linked to the locations that User ID is also linked to. (See <i>Permit Roles for more information.</i> )
Org. For Mailing is Prepared	.mpa Mail Owner's LCL Permit Ref Number	This identifies the organization who owns the mail being sent. For each mailpiece unit, the <i>PostalOne!</i> System uses the MCR file to find the MPA ID. The mail owner is represented

Non Periodicals Mailer Information	Record/Field	Notes
		in the MPA file as 'Mail Owner's Lcl Permit Num / Int'l Bill Num'. If this field is left blank, then the default permit in the postage statement is the same as the permit holder.
Permit Holder's Permit	.mpa Permit Number	
Mailing Agent's Permit	N/A	The system will use Mailing Zip to get the Finance Number. Use the Finance Number and Mailing Facility to get either Ghost Permit or Permit Imprint Permit (Ghost Permit is only used if Permit Imprint Permit is not found). The Permit is used to retrieve display information.
USPS Nonprofit Auth. No.	.mpa Non-Profit Authorization Number	

### 2.3.2.3 Non-Periodicals Postage Statement Mapping - Mailing / Postage Summary Information

The *PostalOne!* system will populate the Mailing / Postage Summary information section of the Postage Statement based on information that is provided in the mailing for non-periodicals.

The fields listed below determine the values that will be populated in the Mailing Information section:

**Table 2-21. Mailing / Postage Summary Information – Non Periodicals**

Non-Periodicals Postage Summary Fields	Record/Field	Notes
Post Office of Mailing	.mpa Permit ZIP+4	
Processing Category	.mpu Mail Piece Unit – Processing Category	
Mailer's Mailing Date	.csm Postage Statement Mailing Date	
Federal Agency Cost Code	.mpa Federal Agency Cost Code	
Statement Seq. No	N/A	System generated sequence number
No. & type of Containers	.csm	Sum of containers grouped by Container Type
Type of Postage	.mpa Postage Payment Method	
Weight of a Single Piece	.mpu Mail Piece Unit Weight	If all pieces have one, distinct weight, the weight is displayed; if pieces have multiple weights, zero is displayed
Hold For Pickup	Hold For Pickup	First-Class Mail, Priority Mail, and Package Services only
Combined Mailing	.mpa Permit Number	Combined Mailing checkbox will be checked when a Mail.dat job is submitted with multiple values populated in the Permit Holder field.



<b>Non-Periodicals Postage Summary Fields</b>	<b>Record/Field</b>	<b>Notes</b>
Total Pieces	.cqt Number of Pieces	First-Class Mail, Standard Mail, and Package Services only
Of Total Pieces, # With Simplified Addresses	.cqt Number of Pieces, .cqt Simplified Address Indicator	Standard Mail Only
Of total pieces # with Mobile Interactive Technology	.ccr Characteristic	Use the .ccr Characteristic field to find the CPT ID, MCR ID, and MPU ID affected. Find the number of pieces in the CPT for the MPU ID affected.
Total Weight	.mpu Weight	Sum of weight of pieces using MPU weight.
Permit #	.mpa Permit Number	Additional postage permit number as indicated by the .mcr file Additional Postage MPA ID
For Mail Enclosed Within Another Class	.mpu Mail Piece Unit - Class	First-Class Mail, Priority Mail, and Standard Mail only
For Automation Price Pieces, Enter Date of Address Matching and Coding	.seg Automation Coding Date	
For Carrier Route Price Piece, Enter Date for Address Matching and Coding	.seg Carrier Route Coding Date	Standard Mail only
For Carrier Route Price Pieces, Enter Date of Carrier Route Sequencing	.seg Carrier Route Sequencing Date	Standard Mail only
For pieces bearing a simplified address enter data of delivery statistics file or alternative method	.seg Delivery Statistics File Date	Standard Mail only
Move Update Method	.seg Move Update Method	First-Class Mail and Standard Mail only

#### 2.3.2.4 Periodicals Postage Statement Mapping - Mailing Group Summary Information

The *PostalOne!* system will populate the Mailing Group Summary Information section of the Periodicals Postage Statements based on information that is provided in the mailing.

The fields listed below determine the values that will be populated in the Mailing Group Summary Information section:

**Table 2-22. Mailing Group Summary Information Fields**

<b>Mailing Group Summary Information Fields</b>	<b>Record/Field</b>	<b>Notes</b>
Mailing Group ID	N/A	Mailing Group Unique Sequence Number
Preparer	.seg Mailing Facility ID	Look up Company Name using Permit information from Mailing Facility ID
Description	.hdr Job Name / Title & Issue	
Mailer's Job #	.hdr Job ID	
Origin	N/A	Displays 'MDAT'
Finance No:	N/A	Stored Finance Number from mailing group information
Open Date	N/A	Date the mailing group was opened
Close Date	N/A	Date the Postage Statement was Finalized

### 2.3.2.5 Periodicals Postage Statement Mapping - Mailer Information

The *PostalOne!* system will populate the Mailer Information section of the Periodicals Postage Statement based on the information that is provided in the mailing.

The fields listed below will determine the values that will be populated in the Mailer Information Section of a Periodicals postage statement:

**Table 2-23. Mailer Information - Periodicals**

<b>Periodicals Mailer Information Fields</b>	<b>Record/Field</b>	<b>Notes</b>
Publication Title and Owner or News Agent's Name	.mpa USPS Publication Number	The system will use the Publication Number to look up permit data that will be used to retrieve the Title and Owner of new Agent's Name
Mailer's Name, Address, Telephone Number, and Email	.mpa USPS Publication Number	The system will use the Publication Number to look up Permit Holder Information
Entry Post Office Name, State, and ZIP+4	.mpa Permit ZIP+4	The system will look up the Finance Number to retrieve the city, state, and ZIP for the Post Office of Mailing

### 2.3.2.6 Periodicals Postage Statement Mapping - Mailing Information

The *PostalOne!* system will populate the Mailing Information section of the Periodicals Postage Statement based on information that is provided in the mailing for Periodicals mailings.

The fields listed below will determine the values that will be populated in the Mailing Information Section:

**Table 2-24. Mailing Information - Periodicals**

<b>Mailing Information Periodicals Fields</b>	<b>Record/Field</b>	<b>Notes</b>
Statement for bundles/containers only	N/A	
Price Category	.mpu Mail Piece Unit – Rate Type	
Combined Mailing	.mpa USPS Publication	Combined Mailing checkbox will be checked when a

<b>Mailing Information Periodicals Fields</b>	<b>Record/Field</b>	<b>Notes</b>
	Number	Mail.dat job is submitted with multiple values populated in the Permit Holder field.  .mpa Permit Number field will be used for Pending Periodicals
Consolidated Postage Statement	NA	Consolidated Mailing checkbox will be checked when a Mail.dat job is submitted as a consolidated periodical statement.
Publication No.	.mpa USPS Publication Number	
Edition/Code	.mpu Mail Piece Unit Name	
Mailer's Mailing Date:	.csm Postage Statement Mailing Date	
Processing Category	.mpu Mail Piece Unit – Processing Category	
No. of Addressed Pieces Excluding Address Supplements	N/A	Sum of the number of pieces for each line item for each completed part of the postage statement (excluding Addressed Supplements)
In-County Addressed Supplements	.mpu Mail Piece Unit – Class, .cpt Component – Rate Type	Sum of the number of In-County Addressed Supplements
Out-County Addressed Supplements	.mpu Mail Piece Unit – Class, .cpt Component – Rate Type	Sum of the number of Out-County Addressed Supplements
Of total pieces # with Mobile Interactive Technology	.ccr Characteristic	Use the .ccr Characteristic field to find the CPT ID, MCR ID, and MPU ID affected. Find the number of pieces in the CPT for the MPU ID affected.
Issue Date	.cpt Periodical Issue Date	
Volume Number	.cpt Periodical Volume Number	
Issue Number	.cpt Periodical Issue Number	
Issue Frequency	.cpt Periodical Frequency	
Statement Sequence No.	N/A	System generated sequence number
Weight of Single Ride-Along Piece	.cpt Component - Weight	Calculated for Rate Type 'H' (Ride Along Weight)
Weight per Copy for Issue	.cpt Component – Weight	Calculated for the .cpt records that are not Ride Alongs or non-incidentals enclosures
Advertising Percentage in This Issue	.cpt Component – Periodical Ad Percentage	
Number and Type of Containers	.csm	Sum of containers grouped by Container Type
For Automation Price Pieces, Enter Date for Address Matching and Coding	.seg Automation Coding Date	
For Carrier Route Price	.seg Carrier Route Coding	

Mailing Information Periodicals Fields	Record/Field	Notes
Piece, Enter Date for Address Matching and Coding	Date	
For Carrier Route Price Pieces, Enter Date of Carrier Route Sequencing	.seg Carrier Route Sequencing Date	
For pieces bearing a simplified address enter data of delivery statistics file or alternative method	.seg Delivery Statistics File Date	
Total Postage	N/A	Calculated by summing the total postage for all parts of the postage statement

### 2.3.3 Permit Roles

Postage statements have three primary roles Permit Holder, Mailing Agent, and Mail Owner. For all three roles The Permit Number or the USPS Publication Number must have 'Active' status in the *PostalOne!* system and have the required fields populated by the acceptance office. The system shall use the Name and Address for the Mailing Agent, Mailing Owner and Preparer from address of the CRID to populate the postage statement record. Each role is explained below.

**Permit Holder.** This is the permit charged for the postage statement. For each mailpiece unit, the *PostalOne!* system uses the MCR file to find the MPA ID. This is represented in the MPA file as 'Permit Number' or 'USPS Publication Number'. The 'Postage Payment Method', identifies the permit type of the listed 'Permit Number' in the Mail.dat file. For Periodicals mail, the permit holder must be the 'USPS Publication Number'. To qualify for Periodicals Nonprofit, Classroom or Science of Agriculture prices, the 'USPS Publication Number' record at the acceptance office must show this price is authorized. If not, the system generates an error message and will not accept the Mail.dat file.

**Mailing Agent (Preparer).** This identifies the organization that prepared the mailing and/or delivered it to the postal service for mailing. This information is linked to the user's login account, and is not represented in the Mail.dat file. The *PostalOne!* system only identifies one Mailing agent per postage statement.

To attach a Mail.dat file to a preparer permit, the *PostalOne!* system looks at the User ID that submitted the file. The system looks at permits linked to the locations that User ID is also linked to. The system looks at the post office of mailing. The system considers finance number association of permits linked to locations to finance number of post office of Mailing. If the system finds more than one permit possibility, system takes first active (type PI) permit (could be any of the linked locations, not necessarily the one that submitted the file). For this reason the attached preparer permit may not be accurate and the user may not be able to fix it.

In the Mailing Agent block on the Postage Statement, the company name and address information found from the CRID in the Mail.dat MPA Preparer CRID shall be displayed. If the Mail.dat file MPA Preparer CRID is used, then the preparer permit number, telephone number, email address, or customer number will not be displayed. The submitter of the Mail.dat file may update this CRID. The owner of the CRID may update the name and address information associated with the CRID. If the Mail.dat file MPA Preparer CRID is blank, then the Mailing Agent block will be filled with the name and address information found from the preparer permit attached to the Mail.dat file (see above). The preparer permit number and the associated company name, address, telephone number, and email address will be displayed. The name and address information on this permit may be updated by the postal clerk and will apply to subsequent Mail.dat updates.

**Org for Mailing is Prepared (Owner):** This identifies the organization who owns the mail being sent. For each mailpiece unit, the *PostalOne!* system uses the MCR file to find the MPA ID. The mail owner is represented in the MPA file as 'Mail Owner's Lcl Permit Num / Int'l Bill Num'. If this field is left blank, then the default in the postage statement is the same as the permit holder. The permit type for this permit number is 'Mail Owner's Lcl Permit Ref Num / Int'l Bill Num Type' in the Mail.dat file. For example, if a ghost permit is listed in Mail Owner's Lcl Permit Num / Int'l Bill Num, then position 98 will be listed as 'V' = Virtual. To qualify for the Nonprofit Standard mail price (in the MPU file Rate Type) the system checks if the 'Mail Owner's Lcl Permit Num / Int'l Bill Num' (or if blank the default 'Permit Number' of the permit holder) record in the *PostalOne!* system has a valid nonprofit authorization number assigned to it. If so, the system allows the Nonprofit Standard mail price. If not, the system generates an error message and will not accept the Mail.dat file.

For an example of these fields on a postage statement, see Figure 2-2. Postage Payment Roles

Postage Summary							
<b>Permit Holder:</b>	PAYER 1 COMMERCE STREET A CITY, ZZ 12345-1234 Contact: JOHN DOE (123) 555 - 1234 jdoe@owner.com		<b>Mailing Agent:</b>	MAIL PREPARER 9 PUBLISHER STREET A CITY, ZZ 12345-9876  Telephone: (123) 555-4321		<b>Org. For Mailing is Prepared:</b>	PAYER 1 COMMERCE STREET A CITY, ZZ 12345-1234  Telephone: (123) 555-1234 Email: jdoe@owner.com
<b>Permit Holder's Permit:</b>	Permit Imprint 1		<b>Mailing Agent's Permit:</b>	Permit Imprint 999		<b>Processing Category:</b>	Letters (may include Cards)
<b>Post Office Of Mailing:</b>	GLASGOW KY 42141		<b>Mailer Provided Mailing Date:</b>	10/08/2010		<b>Weight of Single Piece:</b>	0.0183 lbs.
<b>Total Pieces:</b>	12,179 pcs.		<b>Total Weight:</b>	222.8757 lbs.		<b>Total Postage:</b>	\$ 4,079.97
<b>No of Containers:</b>	1' MM Trays:	2' MM Trays: 10	2' EMM Trays:	Flat Trays:	Sacks:	Pallets:	Other:
<b>Move Update Method:</b>	ACS						
<b>Statement Certification Date:</b>	10/06/2010		<b>Transaction Date:</b>	10/06/2010			

**Figure 2-2. Postage Payment Roles**

All Mailer Postage Account (MPA) records must have a value in the 'Permit ZIP+4/Postal Code' field. The Permit ZIP+4 value must be the ZIP Code associated with the Post Office location where the permit is held or the original or additional entry office where the USPS Publication Number is held. The *PostalOne!* application requires the "Permit ZIP+4" field as part of the information necessary to uniquely identify a Permit number or USPS Publication Number at a Post Office location. For the *PostalOne!* system to complete an end-to-end transaction, it is necessary to have the Permit ZIP+4 information with *all* postage transactions.

Note: The Mail Owner MID and Mail Owner CRID can be used for Full-Service data distribution, but is not used to identify the mail owner on the postage statement.

### 2.3.4 Additional Postage

When postage affixed (precanceled stamp or meter) is used, the file must include a separate MPA record. This separate MPA record **MUST** be linked to a Permit Imprint account; Postage Payment Method must be a 'P'.

Note: An MLOCR mailing with Postage Payment Method (MPA) values "G" (Government), "S" (Precanceled stamps), "C" (Metered - Correct), "L" (Metered - Lowest), or "M" (Metered - Neither) must have one Additional Postage MPA ID in the MPU / C Relationship (MCR) record. Only one account is allowed for additional postage payment for this type of mailing, even if the mailing includes multiple statements. The first record must be a Metered or Precanceled Stamp permit, and is used to authorize the mailing. All subsequent MPA records must be Permit Imprint or ADDPOS (Additional Postage) permits, and are used to charge any additional postage due.

### 2.3.4.1 Presort & MLOCR Regular (2-pass) Files:

The MCR file links to the MPA record. The 'Primary MPA ID' of the MCR record maps to the 'MPA Unique Sequence ID' of the primary permit(s) in the MPA record. When there is additional postage, then the 'Additional Postage MPA ID' of the MCR record maps to the 'MPA Unique Sequence/Grouping ID' of the Permit Imprint in the MPA record set for additional postage in the Mail.dat file.

Note: An MLOCR mailing with Postage Payment Method (MPA) values "G" (Government), "S" (Precanceled stamps), "C" (Metered - Correct), "L" (Metered – Lowest), or "M" (Metered – Neither) must have one Additional Postage MPA ID in the MPU / C Relationship (MCR) record. Only one account is allowed for additional postage payment for this type of mailing, even if the mailing includes multiple statements. The first record must be a Metered or Precanceled Stamp permit, and is used to authorize the mailing. All subsequent MPA records must be Permit Imprint or ADDPOS (Additional Postage) permits, and are used to charge any additional postage due.

**Table 2-25. Presort and MLOCR Regular ID Requirements**

To Pay	MCR Record 1	MPA Record 1	MPA Record 2
Postage Statement Charges	Primary MPA ID	MPA Unique Sequence/Grouping ID	
Additional Postage Charges	Additional Postage MPA ID		MPA Unique Sequence/Grouping ID

### 2.3.4 Non-Incidental Enclosures

In Mail.dat non-incidental enclosures are supported for First-Class Mail, Standard Mail, Bound Printed Matter and for Periodicals. In this case the enclosure is a separate postage statement from the mailpiece it was enclosed within and has a separate MCR record and MPA record. For Bound Printed Matter or Periodicals mailings that include First-Class Mail or Standard Mail enclosures, the permit used to pay for the enclosure must be a valid Permit Imprint, Metered, Precanceled Stamp, OMAS Imprint, or OMAS Metered permit. To designate a permit as the enclosure permit, in addition to standard required fields, mailers must set the enclosure payment settings as shown in the table below:

**Table 2-27. Enclosure Payment Settings**

File	Field	Description
MPA	MPA – Unique Sequence/Grouping ID	Unique identifier for enclosure
MPA	Permit Number (if applicable)	Permit used to pay for the enclosure
MPA	USPS Publication Number (if applicable)	USPS Publication Number used to pay for the enclosure
MCR	Component ID	Component that is the enclosure
MCR	Primary MPA ID	Points to the MPA file
CPT	Component – Class**	For Periodicals with enclosures only.
CPT	Component – Rate Type**	For Periodicals with enclosures only.

\*\* For information on completing these fields, see the "Periodical with First-Class or Standard Mail Enclosure" section in the Appendix of the IDEAlliance Mail.dat Specification.

### 2.3.5 Combined Mail

There is an indicator on the postage statement for combined mail. Mail from several permit holders may be combined. For non Periodicals mail, when there are multiple permit holders in the MPA file the combined mail single-class box on the postage statement is checked. For Periodicals mail when there are multiple USPS Publication Numbers or pending Periodicals permit numbers in the MPA file, the combined mail single-class box is checked.

If there are multiple permit holders in the mailing and the mail is from different classes or subclasses, the combined mail multiple classes box is checked. Multiple classes for Package Services combinations of Bound Printed Matter, Media Mail and Library Mail is not supported.

### 2.3.6 Full Service Tech Credit

In order to encourage mailers to convert to Full-Service, the Postal Service is proposing to offer a Full-Service Technology Credit. This credit is intended to help offset the investment required to implement the necessary hardware and software infrastructure changes to support Full-Service mailings.

#### 2.3.6.1 Eligibility:

The mail volume of all Permit Holders and Mail Service Providers will be evaluated for Tech Credit eligibility, regardless of each mailer's current Full-Service status. This volume will be evaluated across qualifying permits for each business location (CRID).

- The following Full-Service eligible mail products will be considered as qualifying mail volume:
  - First-Class Mail Automation Letters, Cards, & Flats
  - Standard Mail Automation Letters & Flats
  - Includes Automation Enhanced Carrier Route (ECR) Letters & Flats
  - Does not include Saturation Flats
  - Periodical Automation/Barcoded Letters & Flats
  - Includes ECR Letters & Flats
  - Bound Printed Matter (BPM) Barcoded Flats

For more information, visit <https://ribbs.usps.gov/index.cfm?page=intellmaillatestnews>

## 2.4 Typical File Formatting Problems

As more customers begin to utilize the *PostalOne!* system, we have been able to identify several common errors made in formatting fields. For details on field validation, see Appendix C. *Mail.dat Field Validation*. The more common errors are:

1. The optional date fields defined in the Mail.dat File Specification are often filled with zeros. The system validates all optional fields containing information and does not consider zeros to be acceptable date values.
2. The file/record level status flags are not used consistently. The system requires that all file/record level flags be consistent and does not allow any mixed Mail.dat transactions. For example, for an original Mail.dat transaction, all file level status flags should be set to "O".
3. An attempt to transfer a file fails because of an invalid eDoc Submitter CRID in 12-1 and 12-2) in the segment (SEG) record. When looking at the actual data, the file shows all of the data in the correct positions according to the Mail.dat File Specification. However, the software being used has written a blank record in the carriage return and line feed pair causing the data in the



Segment file to be off by two characters. Solution: Delete the blank record and resave the file; the data will be in the proper positions in the file.

4. If the files were validated and transferred, but not accepted by the database and the error received is "Internal System Error," a file may have null characters. The database will not accept a file with null characters. To spot the null characters, open the Mail.dat files using the Text pad utility. The null characters appear as black squares. Delete the black squares, and then resubmit the files.
5. If files cannot be transferred due to an issue with the ZIP Code+4 or a permit, verify with the Postal Service that the permit, or in some cases the ghost permit, exists at the same finance number (ZIP Code) as the permit(s) used to pay for the postage statements in the job. The finance number ZIP Code is in the Mailer Postage Account record. (A ghost permit is a record set up by the Postal Service in the *PostalOne!* database to designate parties on the postage statement that are not the permit holder. For example, the mail owner authorized for nonprofit Standard Mail.)
6. A Mail.dat job was submitted successfully; however, upon resending the file, the transfer fails because the job has already been submitted under that specific Job ID. When transferring Mail.dat files, once an original Mail.dat job was transferred successfully, only send subsequent updates to that job. To send the original again, delete the job. For details about updates, see Section 2.5, *Sending Job Updates*.

## 2.5 Sending Job Updates

Large mailing jobs are often split into smaller production units, then produced and presented for acceptance incrementally (along with supporting documentation) over several days or even weeks. Specific details of a mailing job may change. For example, a piece weight may have changed or an initial estimated weight becomes finalized when the mail is produced. Also, in-process mailing jobs may be canceled in whole or in part for a variety of reasons. The *PostalOne!* system, via the *Mail.dat File Specification*, accommodates these and other tasks and provides business mailers the means to communicate them to the Postal Service. These scenarios are handled as updates to the original Mail.dat file initially sent to the system. The list below includes the general guidelines for sending updated Mail.dat files:

The system must receive an original Mail.dat file before any update can be received and processed.

Mailers can send multiple updates to a mailing job, as long as they observe the rules established by the Mail.dat File Specification and those of the *PostalOne!* system.

For mailers with an Optional Procedure (OP) mailing system, 100% of the containers in a mailing job must eventually be accounted for when a job is updated.

The table below lists the files a mailer commonly includes in original and update transfers.

**Table 2-28. Files Included in Original and Update Transfers**

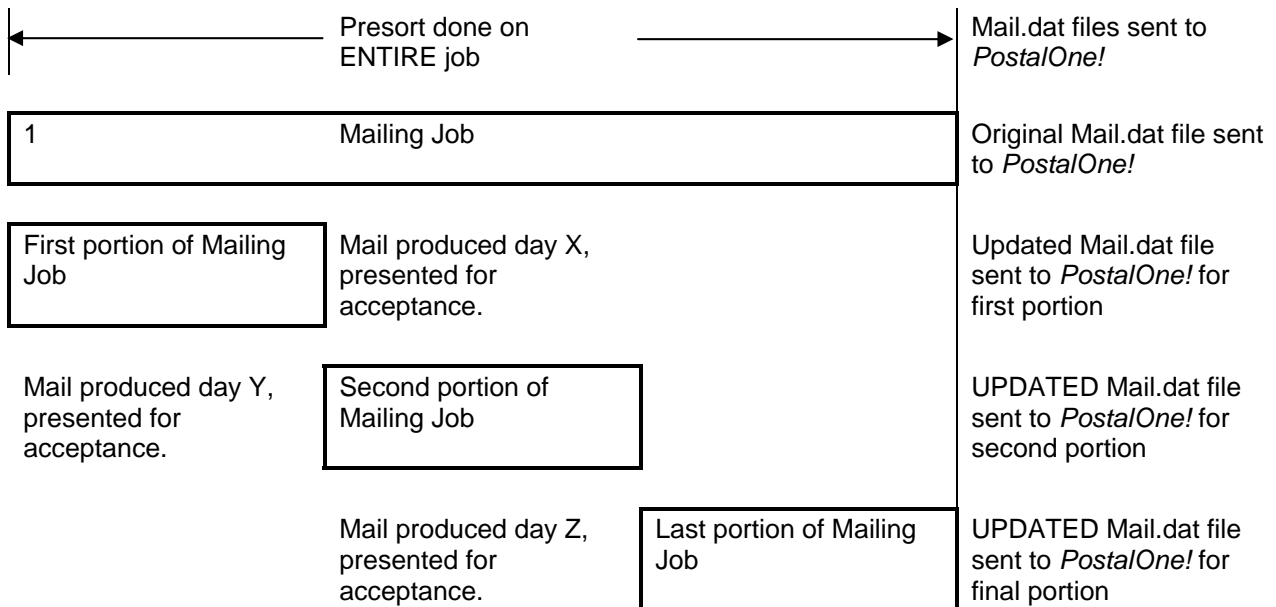
Original Mail.dat File	Update
*Header	*Header
*Segment	*Segment
*Mailpiece Unit	Mailpiece Unit
*MPU/C Relationship	Component



Original Mail.dat File	Update
*Mailer Postage Account	*Container Summary
*Component	Container Quantity
*Container Summary	Piece Detail
*Container Quantity	Postage Adjustment
*Package Quantity	Package Quantity
Piece Detail	Intelligent Mail Range Record
Intelligent Mail Range Record	
Walk Sequence Record	

\*Required files

Following is a common update scenario to an original Mail.dat file: The mailer creates an ORIGINAL mailing data file after presort processing a large job and sends that file to the *PostalOne!* system. For each portion of the job, the mailer produces the incremental portion, presents it for acceptance, and sends an UPDATE to the Mail.dat file. This scenario is illustrated in Figure 2-3 below.



**Figure 2-3. Sending Job Updates to the *PostalOne!* System**

Note: Mailers can indicate that a portion or entire mailing job is ready for payment in an Original mailing file. If an entire job or portion of a job is ready to pay and will be presented for acceptance, an Update is not necessary or required unless postage adjustments need to occur or the mailer needs to update transportation information for CSAs or recurring appointments.

### 2.5.1 Rules for Sending Container Status Updates

When sending an update transmission, mailers participating in the *PostalOne!* program must follow these rules and requirements:

The Header file must contain a "U" in the appropriate status field.

The *PostalOne!* system validates all container status updates and fails transactions that violate the rules in the following table, which contains the valid container status values to which a given container can be changed. If updating the Container Summary Record, must reflect the appropriate status and have one of the following allowable values:

**Table 2-29. Allowable CSM Container Status Values**

Container Status	Allowable Next Container Status	Notes
' ' or O	D, P, R, X or C	
P	D, P, R or C	
R	D, X, T, or C	Once the postage statement is finalized by the Postal Service only T is allowed.
C	D, P, X or R	
D		No changes allowed.
T	D, X, T, or C	
X	T	

File transfers that include one or more containers with status "D" result in the cancellation of the entire postage statement and impact the reconciliation report accordingly. The IM Barcode(s) for the containers, trays, and pieces of a deleted container cannot be used for the 45 days from the time the "D" status is sent for the container.

Original file transfers can have a container status "P" or "R" value. A preliminary or estimated postage statement will be generated with the Qualification Report. This postage statement will have the status "EST" displayed on the Dashboard.

File transfers with the container status "R" generate postage statements with a status "UPD" (USPS Processing Due) displayed on the Dashboard. Postal clerks can only finalize (bill) UPD postage statements. If the statement should not be finalized cancel the job. Postage Statements should not be left open in the UPD status.

If there are CPP Customers who pay postage by having the CPP unit at the Pricing and Classification Service Center in New York enter their postage statements manually, do not send container status 'R' for this mail. Information about how to migrate CPP Customers to eDoc is in the guide *eDoc Process: A Guide for CPP Customers* at <http://ribbs.usps.gov/index.cfm?page=intellmailguides>.

When the statement is finalized it will be in FIN or FPP status. If a statement for a Mail.dat job is in FIN or FPP status the containers in that Mail.dat job cannot be cancelled. After the postal clerk reverses the postage statement then the postage statement is in REV status and the containers may be cancelled. At this point there are three options

- Send an update ready-to-pay on the same Job ID. The container status "R" value can only be resent if a container is cancelled (set to "C") prior to the second "R" being sent. The file fails if a second "R" is sent without canceling the container first.
- If your change cannot be sent as an update, delete the original Job ID and reuse the same Job ID.
- If Job deletion fails or there is a requirement for a new Job ID, submit a new Job ID. If there is a FAST appointment, provide the Reservation number, FAST Content ID, and Scheduled Induction Date in the Mail.dat Container Summary CSM file for the new Job ID.

Updates to weight are reflected only in a postage statement with a "P" or an "R" value. If an update to weight is received within any other update, it is logged, but no recalculation of the postage statement occurs until a "P" or an "R" value is received.

Only one estimate of postage is generated for an entire mailing job, unless more than one actual postage statement is required for the mailing or the same containers are sent multiple times with status "P". Original job files generate preliminary statements, and group containers by date; to perform these functions, the container status associated with the original submission must be "P". A separate update is not required.

A container can be deleted if it is not associated with a postage statement since it is the postage statement that is being deleted, not the existence of the container itself.

A container can be deleted if it is associated with any postage statements at the "UPD" stage. It will be similar as a cancel job. The associated postage statements will be cancelled and container status of their containers will be reset to "O" if they are not deleted.

A container cannot be deleted if it is associated with a postage statement at one of the following stages: PAV, AVW, FAI, PAS, PEN, COM, FIN, or FPP.

## 2.5.2 Job Updates

To send an update to an existing Job in the system, make sure that all File Status flags in each file being transmitted reflect a "U" for update. All subsequent files included in the transfer of an update should include a "U" in the File Status flag field. For example:

1. Even though the HDR file has separate file statuses for each file all file statuses for files being submitted must be set to the same value. To add any records to a Mail.dat file, you will need to set all file statuses for all submitted files to "C". If no records are added, the file statuses can be "U". Files that are not being submitted should have a file status of "N".
2. To add records to a Mail.dat file, those new records should have record statuses of "I" and existing records should have record statuses of "U". All File Status flags in the HDR file must have a "C" for change.
3. If you are adding a file that has not been previously submitted (PAR, PDR, etc.), all file statuses should be "C" and all records in the new file should have a record status of "I".
4. If you are adding the PDR file to your Mail.dat in an update, also submit all PQT and CQT records linked to the PDR records submitted.
5. The only file that cannot be updated or changed is the PAR file. Only one PAR file can be submitted per job.
6. Updates and inserts to the CQT and PQT files will be allowed for Mail.dat files until the CSM Container Status filed is "R" for Ready to Pay. Existing validations will be rerun for the update or insert job. The Qualification Report(s) is not regenerated after the submission of a CQT or PQT update or insert job. If a postage statement containing updates and inserts to the .cqt and .pqt files is cancelled, the mailer must resubmit the corresponding updates and inserts in a subsequent Mail.dat submission. After a postage statement is cancelled all updates and inserts are removed.
7. Updates to original file records within change jobs will no longer be accepted. If original records (identified by Mail.dat Record Status set to "O") are submitted in a change job (identified by HDR File Status set to "C"), the system compares the submitted values in the change job with the existing values already submitted for that record. If the original records have updated values, the

system rejects the job. If a mailer intends to update a record, then the Record Status field must be populated with 'U' to ensure that the job is accepted and the updates are successfully loaded into the *PostalOne!* database.

Alternately, to resend an original file, first delete the job, then resend the job. The same Job ID can be used if the first attempt to submit if the file is deleted prior to the second attempt. If Job deletion fails or there is a requirement for a new Job ID, submit a new Job ID. If there is a FAST appointment, provide the Reservation number, FAST Content ID, and Scheduled Induction Date in the Mail.dat Container Summary CSM file for the new Job ID.

Duplicate original or update jobs that are submitted simultaneously will be rejected. Previously, if two users submitted the same job at the same time, or if a user submitted a job using the Mail.dat client application at the same time that their batch process submitted it, both jobs would be accepted and neither job could be completed or updated successfully.

Mailers can no longer cancel files submitted using Mail.dat files if the job has been frozen for processing by a postal employee.

Mailers must include the .csm file for all Update and Change jobs. The mailing will be rejected if the .csm file is not included.

Mailers must include the .pqt and the .pdr/.imr files for Full-Service or Mixed Service mailings to ensure that Full-Service feedback is provided.

### 2.5.3 Transportation Updates

To update transportation information, use the "T" value to update the FAST recurring appointment and CSA information and container barcode information in a file set of "R" or "X". The only way to update a file marked "X" is with a "T." A "T" value is accepted only after an "R" or "X" has been sent because no transportation update is necessary until the indication of payment. You can update transportation information only after it has been marked Ready to pay ("R") or Paid and Closed ("X"). Original file transfers fail if a "T" is sent.

For a transportation update, in the Header Record (HDR) provide a new Header History Sequence Number that is lower than last submission. In the Container Summary File provide Container Summary File Status = "U". In the Segment File (SEG) provide SEG Record Status = "U" for all segments submitted. All other values should be the same as last submission. If a value is changed from the last submission and it is not one of the allowed fields listed below, the Mail.dat file is not accepted. If you don't intend to change a value in one of the fields that can be changed, include the value previously submitted.

For a transportation update, include in the Container Summary File (CSM) all parent, child and sibling records to be updated. For sibling records, the only value that can be changed other than CSM Record and Container statuses is Label:IM™ Container or IM™ Tray Barcode. All other fields must have the same values as in the last submission. The validator will accept files that have changes to non-Transportation Update fields. These field changes will be ignored and only allowable Transportation Update fields will be updated in *PostalOne!*

If this creates difficulties, the alternative method to a transportation update is to use the ContainerUpdateRequest Mail.XML message to do the update instead. With the ContainerUpdateRequest Mail.XML message, the .csm eInduction Indicator field can be updated. With Mail.XML, only the changed fields need to be sent.

A Transportation Update job will be rejected if it is submitted more than 30 days after the CSM Postage Statement Mailing Date.

This table lists the fields that can be changed in a transportation update:

**Table 2-30. Allowable CSM Transportation Update Values**

<b>CSM Field Name</b>	<b>Notes:</b>
CSM Record Status	Must be "U"
Container Status	Must be "T"
Label: IM™ Container Or IM™ Tray Barcode	Only field that can be changed on Sibling records
Label: 10-Character Container Barcode	
Display Container ID	
Reservation Number	
Scheduled Induction Date	If Full-Service or Mixed, must be populated if Reservation Number is populated. Dates must be within 30 days (past or future) of the Postage Statement Mailing Date for a Full-Service mailing.
Scheduled Induction Time	If Full-Service or Mixed, must be populated if Reservation Number is populated
USPS Pick Up Indicator	
Scheduled Ship Date	If Full-Service or Mixed, must be populated if USPS Pickup Indicator="Y". Dates must be within 30 days (past or future) of the Postage Statement Mailing Date for a full-service mailing.
Scheduled Ship Time	If Full-Service or Mixed, must be populated if USPS Pickup Indicator="Y"
CSA Trip ID	
FAST Scheduler ID	
FAST Content ID	
Entry Point - Actual / Delivery - Locale Key	
Entry Point - Actual / Delivery - Postal Code	
Stop Designator	
Truck or Dispatch Number	

## 2.5.4 Rules for Sending Header Status Updates

### The Delete Job Transaction

You can close a mailing job (i.e., containers canceled) by sending a "delete" file. This signals that the product, for whatever reason, is no longer going to mail.

For Mail.dat version 09-1 or above, a delete file is composed of a header file and a segment file. The segment file specifies the individual facility (using the Mail Facility ID (CRID) field) affected. Only one Mail Facility ID is allowed in a Mail.dat Job ID.

## The Change Job Transaction

If the File Status fields in the header file for a Mail.dat job are set to "C", the job is considered a "Change" job. Per the *Mail.dat File Specification*, available change actions are 'I'nsert and 'U'pdate, based on the values contained in the record level status flags. Although the specification includes support for the 'D'eleate flag, the *PostalOne!* system only supports the "I", "O" and "U" flags.

If the Primary MPA ID in the MPU/Component Relationship (MCR) file of an update job is different from the original MPA ID, the new MPA ID must match the MPU – Unique Sequence/Grouping ID (positions 9-18) in the Mailer Postage Account (MPA) file of the first submission (original or preliminary).

## Replace Job Transactions

A Mail.dat job may be replaced by sending a 'delete' transaction (see below) then resubmitting the same job.

To use the *PostalOne!* system, mailers must use file/record level status flags for all Mail.dat files. The table below lists the file/record level status flags allowed by the system for each transaction type.

**Table 2-31. File and Record Level Status Values**

Mail.dat Transaction Type	File Level Status	Record Level Status	Required Files (Minimum)
'O'iginal	All flags must be set to 'O'.	All flags must be set to 'O'.	HDR, SEG, MPU, MCR, MPA, CPT, CSM, CQT, PQT
'D'eleate	All flags must be set to 'D'.	All flags must be set to 'D'.	HDR, SEG
'R'eplace	Not supported by the <i>PostalOne!</i> system.	Not supported by the <i>PostalOne!</i> System.	Not supported by the <i>PostalOne!</i> system.
'C'hange	All flags must be set to 'C'.	All flags must be set to either 'I' or 'U'.	HDR, SEG
'U'pdate	All flags must be set to 'U'.	All flags must be set to 'U'.	HDR, SEG

The Mail.dat file structure is validated for the different Mail.dat transaction types, as follows:

- The file level status flags must be consistent for a given Mail.dat transaction. For example, for an "original" transaction, all file level status flags in the header record must be set to "O". If some optional files are not included in the "original" transaction, the record count for those files must be 0 (zero). Similarly, for "update" or "change" or "delete" transactions, all file level status flags must be set to "U" or "C" or "D" respectively.
- "Original" transactions – For original Mail.dat transactions, the Mail.dat file structure is verified based on the presentation category, as described above. A PDR, PBC or IMR file has to be present in the "Original" transaction for a full-service or mixed full-service and non full-service mailing.
- "Update" transactions – For all update transactions, the Header and the Segment files are required. All other files are optional. However if sending the Container Summary Record (CSM) that is not a sibling container then the Container Quantity (CQT) and Package Quantity Record (PQT) are required. In the case of full-service, if sending the Container Summary Record (CSM) if not a sibling container, the PDR (Piece Detail Record) and the IMR (Intelligent Mail Range) are also required.
- For entry level and zone optimization that occurs after sending the Mail.dat file with container status original to generate the qualification report, it is not possible to do a Container Quantity CQT insert. Coordinate with the acceptance office to arrange timing for the original submission after the entry level and zone optimization or cancel the original job and resend it. If there is a FAST appointment

involved on the original job be sure to include the Container Summary fields Reservation number, FAST Content ID, and Scheduled Induction Date in the update job.

- "Change" transactions – For change transactions, the Header and the Segment files are required. All other files are optional.
- "Delete" transactions – Two types of delete transactions are supported by the *PostalOne!* system.
  - To delete a complete job (including all segments of the job), a Header and a Segment file must be sent, referencing the Mailing facility ID within the job. The system will allow the deletion of a Mail.dat job only in the cases where there are no postage statements in the statuses: PAV, AVW, FAI, PAS, PEN, COM, FIN, FPP, and UPD. The postal clerk may finalize and then reverse the postage statements in order to allow the deletion of the job.
  - Any time a container is part of a deleted job, the IM barcodes (container or tray) cannot be reused for 45 days from the time the delete transaction was submitted.

## 2.6 Postage Statement Statuses

The following table lists the postage statement statuses and the expected action from the Postal Service unless otherwise stated.

**Table 2-32. Postage Statement Statuses**

Stage	Definition	Action
AVW	Address verification resulted in warnings.	Verify cost avoidance amounts and then finalize the postage statement.
CAN	A mailer canceled the postage statement.	None. View only.
CON	This statement is part of a consolidated postage statement and cannot be individually updated.	None. View only. Any actions must be performed on the statement that contains the consolidated statements.
ERR	A USPS clerk was unable to finalize a statement due to a system error.	None. View only.
EST	The postage is an estimate based on preliminary postage data, not an actual postage statement. This is only available for postage statements submitted by mailers using Mail.dat files.	Mailers must update the file to complete postage statement entry or cancel the mailing.
FAI	The postage statement failed verification.	Look up the statement on the Dashboard and enter the disposition of the failed statement, such as whether it was sent to rework, additional postage collected, and so on.
FIN	The postage statement has been finalized.	None. View only.
FPP	Finalized Pending Payment	This job status set when the clerk finalizes postage and is only for Periodicals CPP customers. It will be changed to FIN status by a payment request or 28 days after the first day of mailing.
INC	Postage statement entry is incomplete - initial	Look up the statement on the Dashboard

Stage	Definition	Action
	entry was interrupted.	and complete it.
NAP	The statement is <i>not available</i> for processing by the system. This usually indicates a type of postage statement not supported.	None. View only.
PAS	The postage statement <i>passed</i> MERLIN verification, but was not finalized at the machine.	Finalize the postage statement.
PAV	The postage statement is <i>pending address verification</i> .	Finalize the postage statement. If necessary to finalize without waiting for verification, select the check box to skip address verification when entering verification results.
PEN	The postage statement is <i>pending</i> finalization.	Finalize the postage statement.
QMR	A postal employee has performed a <i>Quality Mail Review</i> . The QMR stage only appears on a verification receipts entered by postal employees and does not affect postage statements submitted electronically.	None. View only.
REV	A postal employee has <i>reversed</i> the postage statement transaction.	None. View only.
REW	A verification issue has been identified and the mailing has been returned to the mailer for correction or <i>rework</i> .	None. Mailing must be re-entered as a new postage statement once issues have been corrected.
UPD	A file has been received and a postage statement is available for processing ( <i>USPS Processing is Due</i> ).	If verification is required, look up the statement on the Dashboard, and initiate verification. If no verification is required, finalize the postage statement.



## 3. *PostalOne!* Mail.dat client Software

### 3.1 Installation and Configuration

#### 3.1.1 Overview of the *PostalOne!* Mail.dat client

The *PostalOne!* Mail.dat client Software is used to validate and upload version 11-2, 12-1 or 12-2 Mail.dat files to the *PostalOne!* system. All file versions must use the Mail.dat client Software described in detail in this Chapter. By doing most of the validation at the mailer's site, it can reduce the workload of the servers and improve end-to-end processing time. It will also give mailers an earlier indication of problems with their Mail.dat files so they can be corrected before uploading. The Windows version of the *PostalOne!* Mail.dat client has a user interface that allows mailers to select files for validation and uploading as well as viewing validation errors and file statuses. In Windows and Solaris UNIX, it can also be operated in batch mode to provide automated validation and uploading as well as status receipt polling. Unlike the previous batch upload program, the *PostalOne!* Mail.dat client does not need a SSL Certificate to do batch processing.

Currently, there are separate versions of the program for the TEM and Production Environments. The letters after the program version on the title bar will indicate which environment the *PostalOne!* Mail.dat client is communicating with. Mailers can install multiple versions of the *PostalOne!* Mail.dat client on a computer to support multiple environments. Care should be taken to process production jobs in the Production environment.

**Participants must successfully transfer version 11-2, 12-1 or 12-2 Mail.dat files to the Testing Environment for Mailers (TEM) *PostalOne!* System before transferring Mail.dat files to the Production *PostalOne!* System.**

#### 3.1.2 System Requirements

##### Operating Systems Supported:

Microsoft Windows 2000 Professional, Windows XP, Microsoft Server 2000, Windows 7

Sun Solaris x 86: 32 bit versions 8, 9 or 10

Sun Microsystems Java 2 Runtime Environment, Standard Edition or Java 2 SDK, Standard Edition, versions 1.5 or greater (<http://java.sun.com/j2se/>) – this is supplied in the installation and the batch files that invoke the program will set search paths to the supplied version.

**Internet Requirements:** a fast continuous connection to the Internet is required with port 443 available. The faster the upload speed, the faster the data will reach *PostalOne!*

Note: These memory requirements are for a single instance of the program; when validating multiple simultaneous jobs, use the sum of all net sizes to estimate memory requirements.

**Table 3-1. JVM Option Recommendations for Different JVM Heaps**

JVM HeapSize	Recommended Sun HotSpot JVM Options	Recommended HP/IBM JVM Options
512 MB	-Xms512m -Xmx512m -XX:NewSize=256m -XX:MaxNewSize=256m	-Xms512m -Xmx512m -XX:NewRatio=2
1024 MB	-Xms1024m -Xmx1024m -XX:NewSize=512m -XX:MaxNewSize=512m	-Xms1024m -Xmx1024m -XX:NewRatio=2
2048 MB	-Xms2048m -Xmx2048m -XX:NewSize=1024m -XX:MaxNewSize=1024m	-Xms2048m -Xmx2048m -XX:NewRatio=2
4096 MB and above	-Xms4096m -Xmx4096m -XX:NewRatio=2	-Xms4096m -Xmx4096m -XX:NewRatio=2

Using Sun Hotspot JVM only

Please note changes in JVM Settings for optimal performance. Windows users can check available memory in the “Performance” tab of Task Manager. See Command Line Options in Table 4 for usage examples.

The Mail.dat client will be upgraded to include Java Runtime Environment (JRE) version 1.6.14 from the current version JRE 1.5.09. The upgraded version of the JRE does not affect the mailer’s ability to use older or newer versions of Java. The only impact will be that the auto-update functionality will not work. Users must remove their previous installation and install the new client manually. Users who modified their configuration to use alternate JREs should apply these changes again after installing the new version of the client.

Users submitting Mail.dat files over 2GB should ensure they have JRE 1.6.0\_22.

### 3.1.3 Performance Considerations

The speed of the validation process will depend on the amount of available system memory (not disk space), CPU speed and CPU type. If you are using separate instances of the *PostalOne!* Mail.dat client to concurrently validate multiple files, each instance (in Windows) can use up to 2 GB of RAM and CPU count may impact performance as well. The speed of the upload process will depend on the upload speed of your Internet connection. Many Internet service providers provide much faster download speeds than upload speeds and it is the upload speed that counts. If you need to improve validation speeds, you can upgrade your computer. If you need to improve file transfer speeds, you can upgrade your Internet connection.

This program can also be run on multiple workstations at a mailer’s site, but each workstation must have its own log file.

The Mail.dat client can be run in a Graphical User Interface (GUI, manual upload) or in batch mode. The deployment package comes with separate scripts to run the appropriate mode. It’s recommended to use the GUI mode for relatively smaller submissions on windows desktops. Use the batch upload for larger

submissions and more efficient processing from windows desktops or UNIX machines. Below are some general guidelines that can be followed for choosing which mode to operate in.

**Table 3-2 PDR, PQT, and CQT and Requirements for Optimum Performance**

<b>Mail.dat Job Characteristics</b>	<b>Recommendation</b>
Contains less than 500,000 PDR records	Use GUI or Batch
Contains less than 100,000 PQT records	Use GUI or Batch
Contains less than 100,000 CQT records	Use GUI or Batch
Contains greater than 500,000 PDR records	Use Batch for efficient processing
Contains greater than 100,000 PQT records	Use Batch for efficient processing
Contains greater 100,000 CQT records	Use Batch for efficient processing

### 3.1.4 *PostalOne!* Mail.dat client Memory Settings

The *PostalOne!* Mail.dat client Application is written in Java and runs on the Java Virtual Machine, which is a program that runs on several operating systems including Microsoft Windows, Solaris, MacOS, and Linux. The Java Virtual Machine is allocated a chunk of memory by the host operating system.

Memory allocated to Java is used mostly for "heap," which can be thought of as scratch space, where variables (copies of data) are temporarily held while work is done on them. If there is not enough memory available to the application, such as when processing a very large job with a lot of records, the program may run very slowly, and could run out of memory before completing validation of your files. If Java runs out of memory, the application will halt in the middle of whatever it's doing and die. If this happens, you need to try to allocate more memory to the application and attempt to validate your job all over again.

The *PostalOne!* Mail.dat client Application ships with a default heap setting of 512 megabytes. This amount of memory should be sufficient for most small-to-medium size Mail.dat jobs processed using the Mail.dat client in GUI mode. However, larger jobs can require more memory. Unfortunately, there is no hard and fast rule of thumb for determining how much memory to allocate to process a particular job - it all depends.

### 3.1.5 How Much Memory to Allocate

If you have two gigabytes or more of physical RAM in your workstation, and aren't running many other applications, allocate a full gigabyte to the Mail.dat client. If you have only one gigabyte of RAM, you probably won't be able to allocate more than the default of 512 megabytes.

The amount of memory you can allocate to Java is limited by the amount of available memory on your PC and by the architecture of your hardware. Most desktop PCs use a 32 bit architecture, which means that the size of a memory address is 32 bits. This means that each application running on your computer could theoretically address up to four gigabytes (two to the power of 32) of memory, with each memory location containing one byte. However, other factors limit this to a much smaller amount of memory (the operating system itself, as well as resources needed by the Java virtual machine). This means that the maximum you could reasonably allocate to Mail.dat client on a standard (32-bit) PC is one and a half gigabytes (-Xmx1.536m). Some computers accommodate a size of a memory address that is 64 bits. In

this case there is the option to use the 64 bit memory. The instructions for this are in the section: Mail.dat client 64 Bit Mode.

It's best to try to allocate only as much memory as you will need, to allow for a little "breathing room" on your workstation. If you regularly run large data sets and have at least two gigabytes of RAM, try allocating one gigabyte to the application and only increase it to one and a half if you find that a gigabyte isn't sufficient.

If you're able to allocate a gigabyte (and doing so enables your large jobs to be processed), but your machine acts sluggish, you might try scaling back your heap allocation to 768 megabytes (the setting for this is `-Xmx768m`).

On the other hand, if a gigabyte and a half still isn't enough, and you're running the application in GUI mode, try running the application in batch mode, which uses memory more efficiently (the user-friendly interface eats up a fair amount of memory).

The Mail.dat client is designed to handle high volume processing before the files are transferred to *PostalOne!* providing quick turnaround on validation errors that may occur on the submitted files. For jobs containing large numbers of PDR, IMR, PQT or CQT records, more memory may be required for processing efficiently. The Mail.dat client scripts come with a few predefined heap configurations to choose from. With larger jobs it's recommended a higher heap configuration is used. Some of these configurations may require moving to a 64-bit operating system that supports larger memory allocation. That will speed up very large submissions and make a significant improvement in processing time.

The following table contains minimum recommended heap configuration and RAM for workstations processing Mail.dat files.

**Table 3-3 PDR, PQT, and CQT and Memory for Optimum Performance**

<b>Mail.dat Job Characteristics</b>	<b>JVM Heap Setting</b>	<b>Minimum Free RAM</b>
Up to 500,000 PDR records	1024MB	2GB
500,000 – 2 Million PDR records	2048MB	3GB
2 – 5 Million PDR records	3072MB	4GB
5 – 10 Million PDR records	4096MB	5GB
Up to 100,000 PQT records	1024MB	2GB
Up to 500,000 PQT records	2048MB	3GB
1 – 2 Million PQT records	3072MB	4GB
2 – 3 Million PQT records	7168MB	8GB
4 – 5 Million PQT records	11G	12GB
Up to 100,000 CQT records	1024MB	2GB
Up to 500,000 CQT records	2048MB	3GB
1 – 2 Million CQT records	3072MB	4GB

A combination of any of the job characteristics will require additional heap for efficient processing.

Note: Piece range (IMR) records should represent the maximum number of pieces for a handling unit/container for a particular service level. To ensure efficient optimal performance, single-pieces should be represented via the PDR file instead of individual IMR records.

### 3.1.6 How to Allocate More Memory

To allocate more memory to the Java virtual machine, you need to pass it two parameters - the initial heap size (-Xms) and the maximum heap size (-Xmx). This is done by editing the .bat file that you use to launch the application, which may be done using any text editor such as Notepad, Textpad, Notepad++, and so forth. Do *not* use Microsoft Word or any other word processor – use an editor designed for editing plain text.

The easiest way to go about this is to use one of the preset memory configurations defined in the .bat file.

1. First, we'll disable the default memory settings. Open the .bat file and find the line that starts with

```
SET MEMALLOC= -Xms64m -Xmx512m
```

2. Change that line to read

```
REM SET MEMALLOC= -Xms64m -Xmx512m
```

3. Next, we'll enable a somewhat larger memory configuration: find the line that reads

```
REM SET MEMALLOC= -Xms512m -Xmx1024m
```

4. Delete the 'REM ' so that the line now reads:

```
SET MEMALLOC= -Xms512m -Xmx1024m
```

5. Now save the .bat file (**File>Save**), close the text editor, and try running the application again.

### 3.1.7 Troubleshooting Memory Allocation

If the Mail.dat client still runs out of memory after setting your maximum heap size, double-check your settings.

A common mistake is to introduce spaces where there shouldn't be spaces. Another one is leaving off the memory unit indicator (m or M for megabyte, g or G for gigabyte), or using an incorrect indicator.

Examples of incorrect settings:

Example	Problem	Corrected Version
-Xmx768	missing memory unit indicator	should read -Xmx768m
-Xmx 768m	extra space	should read -Xmx768m
-Xmx768 m	extra space	should read -Xmx768m
-Xmx=1024m	includes an equals	should read -Xmx1024m

Other common errors include

Changing both initial and maximum heap size so that initial is greater than maximum heap size

```
-Xms1024m -Xmx512m WRONG!
```

Not including both parameters; you must specify both the initial heap size (-Xms) and the maximum heap size (-Xmx).

Heap size is larger than your computer's physical memory or larger than the maximum addressable space (1.5 gigabytes on most PCs) e.g.

```
-Xmx1024g WRONG!
```

Incorrect memory unit (again, use `m` or `M` for megabyte, `g` or `G` for gigabyte):

`-Xmx768mb`                      *WRONG!*

Value is not expressed as a whole number. For example,

`-Xmx1.5g`                      *WRONG!*

### 3.1.8 Sources for Information on Memory Allocation

<http://www.javaworld.com/javaworld/jw-06-1996/jw-06-vm.html>

<http://www.informix-zone.com/node/46>

<http://javahowto.blogspot.com/2006/06/6-common-errors-in-setting-java-heap.html>

### 3.1.9 Mail.dat client 64 Bit Mode

If desired, the Mail.dat client software can be configured to run in 64 bit mode with the current 32 bit installation packages as follows:

1. Edit the shell script used to invoke the Mail.dat client, modifying the `JAVA_HOME` environment variable to point to a 64-bit JRE installation e.g.

```
SET JAVA_HOME=.\\jre1.5.0_07
```

becomes

```
SET JAVA_HOME=c:\java\jre1.6_0_12_x64
```

2. Increase memory allocation settings by approximately 50%. For instance, if you normally run the Mail.dat client app on a 32-bit machine with a minimum heap size of 1G and a maximum of 1.5G, you'll want to run it on 64-bit hardware with a minimum heap size of 1.5G and a maximum of 3G. However, it's impossible to calculate how much additional RAM may be needed (it depends on the nature of the Mail.dat job files being processed), so be prepared to allocate more if necessary. Please refer to the How To Allocate Memory document, attached.

In addition, if running the Mail.dat client on Solaris:

Edit the shell script used to invoke the Mail.dat client, adding the `-d64` option to the line that actually launches the app. For instance

```
$JAVA_HOME/bin/java -server -Xms2048m -Xmx2048m -XX:NewRatio=2 -XX:NewSize=1024m -XX:MaxNewSize=1024m
```

```
-classpath $CLASSPATH gov.usps.mdr.client.controller.CmdController uploadMode
```

becomes

```
$JAVA_HOME/bin/java -server -d64 -Xms2048m -Xmx2048m -XX:NewRatio=2 -XX:NewSize=1024m -XX:MaxNewSize=1024m
```

```
-classpath $CLASSPATH gov.usps.mdr.client.controller.CmdController uploadMode
```

### 3.1.10 How to Use a Web Proxy

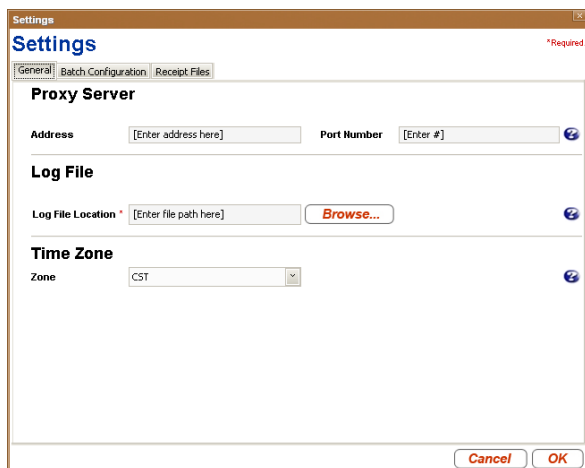
Many networks have a proxy server that sits between a workstation and the Internet. A proxy server acts as an intermediary for requests from a web client application, such as a web browser or the *PostalOne!* Mail.dat client Application. A web client connects to the proxy server, requesting information from a server on the Internet. The proxy server evaluates the request according to its filtering rules, and either sends the request to its intended destination or blocks the request. The response from the remote server also passes back through the proxy server to the web client that originally made the request. A proxy may implement a firewall and unless the web client is configured to work through it, a connection cannot be established with the servers (e.g. *PostalOne!* servers) on the Internet.

Like a web browser, the *PostalOne!* Mail.dat client uses the HTTP protocol to communicate with *PostalOne!* servers. If your network requires a proxy, you will likely need to configure the Client Application to use the proxy server to upload files into the *PostalOne!* system.

There are two ways of configuring the *PostalOne!* Mail.dat client Application to use a web proxy.

The first option is to use the *PostalOne!* Mail.dat client user interface to allow use of a proxy server, using the Settings screens. See the steps below for instructions on use of this option:

1. Launch the MDR Client Application in GUI mode using the run-mdclient.bat or run-mdclient.sh shell script.
2. Click the **SETTINGS** link in the upper right-hand corner of the logon screen.
3. On the General tab, enter the host name and port number for your web proxy. Click **OK**.



4. Restart the application.

The second way is to edit your mdrsettings.conf file. See the steps below for instructions on use of this option.

1. Ensure the MDR Client Application is not currently running.
2. Using a text editor (not a word processor) such as Notepad, open config/mdrsettings.conf and find the lines that read "http.proxy.port=" and "http.proxy.host=".
3. Change these lines to include the proxy host name or IP address, and the IP port. The example below shows the relevant lines for a web proxy with a host name of **yoyodyne.proxy.server** with a port of **8080**:

```
http.proxy.port=8080
http.proxy.host=yoyodyne.proxy.server
```

4. Save the file.
5. Restart the application.

### 3.1.11 Batch Client Automatic Updates

The Mail.dat client application, when run in batch mode (validation/upload and/or receipt polling modes), may be configured to automatically update itself when a new version of the application is released (when it has passed its expiration date). Automatic updates are useful because batch processes typically are run using a scheduling utility, with little or no human supervision, and overnight runs are not uncommon.

The Mail.dat client can be configured to allow/disallow automatic updates using a configuration entry in mdrsettings.conf file. By default, automatic update is turned off.

To turn it on, add the following line to the mdrsettings.conf file:

```
automatic.updates=Y.
```

To turn it off, delete this mdrsettings.conf entry, or change it to:

```
automatic.updates=N.
```

The key points to be noted for automatic update functionality are:

The automatic upgrade functionality is restricted to batch processing. Running the client in manual mode will never trigger an automatic upgrade.

The ability to upgrade automatically is controlled by two factors:

The release version being upgraded to must be marked to support automatic updates, which is controlled by the *PostalOne!* system.

The client itself must be configured to allow automatic updates, which is controlled by the user. This feature is turned off by default.

The update process is simple and straightforward – certain types of files in the distribution are replaced with newer ones.

The automatic update process is non-reversible. Once the new files are copied over the old ones, the old files are gone forever. You cannot get the old version back.

This process does not support user-modified shell scripts.

The runBatchUpload and runReceiptPoller scripts will trigger the automatic upgrade process if the version is outdated, but the runBatchVersionCheck script will not.

The entire update process is largely invisible to the user, aside from a few minutes spent downloading the new client and copying the files. All status messages pertaining to the update process are written to the client.log and debug.log files.

The update process itself uses very little memory.

The update process requires that the user have write access to the entire installation directory. It will fail if the user does not have these privileges, or if any files are locked or read-only.



### 3.1.12 Supporting Multiple *PostalOne!* Environments

Many mailers may need to work with both *PostalOne!* test (Test Environment for Mailers TEM) and production environments. Separate installations of the *PostalOne!* Mail.dat client will be needed for each *PostalOne!* environment. It is important to keep this in mind when performing the following installation procedures and for installing updates. You want to keep them in separate folders. The title bar at the top of the program will indicate the *PostalOne!* environment and version being supported by that installation of the program. Look for a “and a “PROD” suffix to show that installation is connected to the production environment.

### 3.1.13 Installation (Windows and Solaris UNIX)

The *PostalOne!* Mail.dat client is completely contained in a zip file that can be unzipped into a program folder on a workstation hard drive. A new user (who acquired the Mail.dat client without going to the electronic data exchange page) must login to the Business Customer Gateway and access the Electronic Data Exchange page before they use Mail.dat client to upload files. (See the step referencing the Electronic Data Exchange page below.)

1. Create an install directory where the batch processor will be located.

Example: C:\postall

Note: No space should exist in the directory path.

2. Log onto either the production or TEM *PostalOne!* system, depending on which environment you want to work with.

On the left menu bar, click on “Electronic Data Exchange (*PostalOne!*) in the Mail and Transport section

3. Select Electronic Data Exchange on the left side of the screen.
4. Download links appear for the Windows and Solaris versions of the “Client Application” under the Mail.dat heading.
5. Click on the link to download the desired version. If downloading the Mail.dat client Application for the production environment and it is already installed for the TEM environment, be sure to save and extract into separate folders for each environment.
6. Extract the files from the archive using PKzip, WinZip, Windows or any Zip file extraction program. If you see an option to preserve the directory structure of the ZIP file, please select. (This is automatically done by most extraction programs).

The contents of the install directory should now contain the following sub-folders:

Installation folder: contains batch files for executing the program

Program folder: will contain batch files (Windows) or shell scripts (UNIX) to execute the *PostalOne!* Mail.dat client and supplied utilities and the following subfolders:

Subfolder: jre 1.5.0\_07 - Java Runtime Environment (Windows only – Unix users must supply their own Java Runtime Environment. To link to the JRE, run setup\_jre\_link.sh shell file.)

Subfolder: lib - *PostalOne!* Mail.dat client program files

Subfolder: Config – includes mdrsettings.conf file which contains most settings.

7. Create a repository directory where the Mail.dat files are to be collected.

Example: C:\postall\data

8. Create a directory where the batch processor can place successful Mail.dat transmissions.

Example: C:\postall\successful

9. Create a directory where the batch processor can place unsuccessful Mail.dat transmissions.

Example: C:\postall\unsuccessful

10. Create a directory where the batch processor can place status receipt files.

Example: C:\postall\receiptfile

Once the installation file is unzipped, invoke the program by calling the “run-mdclient.bat” (Windows) or the run-mdclient.sh shell file (UNIX). It is recommended that Windows users create a desktop shortcut to that file to make access easy for the user.

Windows users can start the *PostalOne!* Mail.dat client to do program setup. UNIX users manually configure the mdrsettings.conf file with the appropriate values as described in the UNIX setup section below. Program Setup For Windows Enter your *PostalOne!* login and password in the “Existing Users” section of the Sign In screen:



## Sign In

### Existing Users

Fill in the following information:

Username

Password

[Forgot Password](#)

**Sign In >**

### New Users

Register now for USPS PostalOne! services through the Business Customer Gateway. When the registration is complete a username and password will be provided to access this application.

**Sign Up >**

**Figure 3-1. *PostalOne!* Mail.dat client Sign In Screen**

Click the Sign In button to be taken to the main screen of the *PostalOne!* Mail.dat client:

Note: The characters & and / allowed in the Business Customer Gateway username and password are not currently supported for the Mail.dat client username and password. 59266

Home	Job Validation/Upload	Upload Metrics	
Validation/Upload History - Mail.dat	Validation/Upload History - Mail.XML	Common Errors Summary - Mail.dat	Common Errors Summary - Mail.XML

**Filter Criteria**

Choose a date range:

**From:**

**To:**

**By Job ID:**

**By CRID:**  
 Select: [All](#) | [None](#)

Job ID	File ID	CRID	Submission Date	File Size	Fil St

**Figure 3-2. PostalOne! Mail.dat client Main Screen**

When you start using the program to validate and upload Mail.dat files, you will see a list of all such files on this screen. The first thing you must do is to select the “Settings” option at the top of the screen.

**General Settings Tab:**

If you are using a proxy server, enter the address and port number that is being used. Next specify a folder for your log file that will list all the Mail.dat files validated and uploaded and display their statuses. If you are planning to install the *PostalOne!* Mail.dat client on multiple computers, this should be a local folder or a folder on your network that only this workstation will access. You should not use a shared folder for the log file. You can click the Browse Button to select a folder. Finally, click your time zone in the list. If you do not wish to setup Batch Mode operation or Receipt File options, click the OK button to save your settings.



Figure 3-3 - *PostalOne!* Mail.dat client Settings Screen

### 3.1.14 Program Updates

From time to time updates to the *PostalOne!* Mail.dat client may be available. The version of the Mail.dat client that is used for each *PostalOne!* environment may be different. Users can download new versions and re-install according to the above instructions but no additional setup will usually be needed.

## 3.2 Transferring Files Manually

The *PostalOne!* Mail.dat client can be used to validate and upload Mail.dat files using its user interface to transfer files individually. The individual file transfer described in this section includes the steps validating files, correcting validation errors if any occur, and transferring the file to the *PostalOne!* system.

### 3.2.1 Validating Files

The File Validator checks your Mail.dat files to ensure that all *required* fields are populated and contain the *correct character format*. This section explains how to use the File Validator feature.

Before using the File Validator, verify that the Physical Memory (RAM) available meets the recommendations listed in section How Much Memory to Allocate.

To validate your Mail.dat files

1. Open the *PostalOne!* Mail.dat client and sign in.
2. Click **Job Validation / Upload**.
3. Click **Add Jobs**.
4. Select the Mail.dat job(s) to validate from your file system.
5. Leave the **Just Validate Job(s)** option selected and click **Validate**.
6. To change the location of the Validation Log File, click **Settings**.

### 3.2.2 Validation Log Errors

If your job fails the validation process, an error message appears. To determine why the validation failed, write down the error message, and then inspect the log file written by File Validator. If you have not changed the name and location of the Validation Log file, its default is `C:\Validation.log`.

1. Use a text editor or other tool to view the log file.

**Note:** The Validation Log file is a simple (flat) ASCII file. To view it, use a text editor, such as Microsoft® WordPad, available with most versions of Microsoft Windows® operating system. For example, if you use WordPad to view the Validation Log file, use these steps:

2. Click **Start** and select **Run**. The Run dialog box opens.
3. In the **Open** box, type **wordpad** and click **OK** to open the WordPad window.
4. From the **File** menu, select **Open** to open the Open dialog box.
5. Ensure that "C:" appears in the Look in box. If it does not, select it from the list.
6. In the File name box, type **validation.log**, then click **Open**. WordPad opens the file and displays error messages from the oldest to most recent.
7. Scroll through the list of error messages and write down the error message you received for your job. If the File Validation Log entry(s) indicates that your mailing job (Mail.dat file) did not pass validation, you will need to analyze the Mail.dat file. If you produced your mailing file using a third-party vendor's software product, you will probably need to contact them for help in resolving the problem. If you produced the mailing file using 'in-house' software, you will probably need to analyze the file or contact technical resources to help you resolve the problem. Some customers use a third-party Mail.dat viewer to analyze their Mail.dat files to resolve problems. Other customers analyze the Mail.dat file using a text editor capable of counting lines and character positions.

For a complete listing of error messages that appear in the Validation.log file, see Appendix D. Error Messages.

### 3.2.3 Performing the File Transfer Manually

Before transferring your jobs to the Postal Service, you should first validate your files. For more information, see Validating Files.

To transfer job files manually:

1. On the left menu bar, click **File Transfer**. A Security Warning message may open. If you do not see it, minimize or move the browser window—it may be hiding the message. Click **Yes**. If you do not click Yes, you cannot transfer files to the *PostalOne!* system. The File Transfer page displays the “All Folders” and “File Contents of” panes.

The “All Folders” pane on the left displays your computer's local hard drives (usually A, C and D). Click the plus sign (+) next to the drive on which your jobs are saved.

In the “All Folders” pane, scroll up or down to locate the folder in which your job is saved.

2. Select the proper folder by clicking the folder name. The “File Contents of” pane on the right displays the job header files.

Note: If the folder containing your job is in a subfolder, click the plus sign (+) next to the main folder to display the subfolders. From the subfolders, locate and select the appropriate folder.

3. In the “File Contents of” pane, select the header file of the job you want to transfer.

Note: All files associated with a mailing job are transferred as a result of selecting the header file. To transfer multiple jobs simultaneously, hold down the CTRL key and click the header files of the jobs one at a time to select them.

4. Once you have selected the job header file(s), determine the location and name of the log file, just as when using the File Validator. To do this, click **Validation Log File**. By default, the File Validator writes the results to C:\Validation.log.
5. Click **Transfer file(s)** to begin the transfer. While the file is transferring, you see a blue status bar beneath the “File Contents of” pane indicating transfer progress.
6. After your job has transferred, a message indicating the transfer status appears. Click **OK** to close the message and continue working. If you are transferring multiple jobs, the transfer message appears after each job is transferred. When each message appears, click **OK** to continue working. Note: If you do not click **OK** to close the message, the remaining jobs *will* continue to transfer in the background.
7. To check the status of your transferred jobs, click **Transfer Summary**.

### Check File Transfer and Upload Status

To check transferred job and file upload status for files:

1. Click **Home**.
2. Search by entering one or more of the following:
  - Date Range
  - Job ID
  - Mailing Facility IDs
3. Click **Submit**. Each mailing job submission is listed with the following information:
  - Job ID
  - File ID
  - Mailing Facility ID
  - Submission Date
  - # of Files
  - File Status
  - Submission Type

Submission Status  
Postage Statement Generation Indicator  
Qual Report Generation Indicator

4. To analyze each job submission in detail, click that job submission. The Job Validation / Upload Details screen will show the following information for the job submission:

Error Location  
Submission Time  
File Size  
Message Type  
Record ID  
Field Name  
Field Position  
Message Description

### 3.2.4 Additional Logging

In addition to the Validation Log, by default the Mail.dat client will create two other log files, the Client Log file (default location: C:\client.log) and the Debug Log (default location: C:\debug.log). The Client Log file will contain informational messages, warnings and errors that the Mail.dat client outputs while running. The Debug Log file contains the same information as the Client log file, as well as debugging level information. If users are interested in monitoring logging of the Mail.dat client, they can monitor the Client Log file for events. The Debug Log is used by the *PostalOne!* Help Desk while investigating issues.

Users may also find it useful to monitor the Standard Out and Standard Error streams when the Client is running. All Debug level and above events are output to Standard Out.

The Mail.dat client uses the log4j logging system to generate log events. These settings can be customized by modifying the log4j.properties files in the config folder. The log4j system is an industry standard Java logging library. More information can be found here: <http://logging.apache.org/log4j/1.2/index.html>.

## 3.3 Batch Processing

### 3.3.1 Batch Mode

The *PostalOne!* Mail.dat client can be used to validate and upload Mail.dat files using an unattended batch mode. Batch mode also makes it possible to receive Status Receipt files. These provide information about which stage of the *PostalOne!* process each Mail.dat file is in.

*PostalOne!* Mail.dat client allows two methods of batch load:

One-time validation and upload of all Mail.dat files in a specified folder. The RunBatchUpload batch file or script file will do this when run by another program such a Commercial Mail.dat manipulation program or a scheduler. This is comparable to how the previous batch upload program worked. Command line options even allow specific Mail.dat files to be specified for validation and upload.

Automated Batch Processing - will automatically validate and upload any Mail.dat files that are placed in the jobs repository folder at user-specified intervals. The Run Time and Sleep time settings must be set to do automated batch processing. There can only be one instance of the *PostalOne!* Mail.dat client Application doing automated validation and upload at any one time. Also, if large Mail.dat files are being transferred to the Jobs Repository Folder for processing, it is advised to zip them before transferring them

or transfer the HDR files last. This way it is not possible for the program to start validation of an incomplete set of Mail.dat files.

In all cases, Mail.dat files will be moved from an “input” folder to one of three “output” folders, one for files that successfully validate, another for files that fail validation and another that are rejected prior to validation. Files are placed in the rejected folder if there are files that are not listed in the HDR file, files that are not recognized as standard Mail.dat files (HDR, SEG, SEG, etc) or files that are identified as a non-supported Mail.dat spec .

The *PostalOne!* Mail.dat client can also check for and download new receipt files, either while uploading and validating Mail.dat files or in as separate process (RunReceiptPoller batch or script file).

Mail.dat files processed in batch mode can only be validated and uploaded. There is no “validate only” option like there is with the user interface. Upon successful validation, the batch processor immediately uploads the Mail.dat file. If there is more than one Mail.dat file to validate and upload, the next file will begin validation even while the first is being uploaded. If a Mail.dat file fails validation, the user interface can be used to view validation error logs, just as if the validation was done using the user interface.

Batch processing will queue original and update jobs if both are in the batch repository folder. The original job (with the higher Header History Sequence Number) will be processed first, and subsequent processing will pick up the update jobs.

### 3.3.2 Receipt Polling

When files are uploaded in batch mode, the *PostalOne!* System can return Status Receipt files that can be extremely useful to the mailer. Unlike the batch program used for prior Mail.dat releases, for 09-1 and later releases of Mail.dat receipt polling does not take place automatically after Mail.dat files are uploaded. Users can use a command line option to download receipts after upload. It is better to use a separate instance of the *PostalOne!* Mail.dat client Application in batch mode to do automated, continuous polling so that receipt data can be available close to real-time without interference from validation and upload activities. These receipt files will indicate the status of the Mail.dat file that was uploaded based on the following events:

Validation– at either the server or using the *PostalOne!* Mail.dat client

Job Acceptance

Insert

Postage Statement(s) Generation

Postage Statement(s) Cancellation

Postage Statement(s) Finalization /Acceptance

Postage Statement (s) Reversal

#### **Additional events with the Enhanced XML format:**

Reject – for a fatal error prior to functional validation

Qualification Report Generation

These statuses can be very useful to inform the mailer of what is happening to their submitted Mail.dat files. The automated return of this data combined with its automated use by mailer applications can provide important alerts to different parties that have an interest in the outcome of a Mail.dat submission.



Sending Job Updates describes how various job statuses and container statuses affect subsequent processing given the current job or container status available in the receipts.

As of Release 28, server validations will be reflected in the receipt file with a failed Validation event, passed Insert event, and the appropriate error code and message. Fatal errors will also include more accurate text in receipt files.

### 3.3.3 Status Receipt File Naming

Status Receipt files are available in XML, flat file formats or Enhanced XML. The current naming convention is a root file name specified in the MDRSETTINGS.CONF file with a 3 digit file extension that increments with each receipt. When the extension reaches 999, it will restart at 001. These files are placed in a receipt folder also specified in MDRSETTINGS.CONF.

**Warning:** Mailers using this naming method should clean out the receipt files out of their receipt download folder frequently. Receipts will stop downloading if a file with the same name already exists in that download folder. Mailers can match the receipt to the Mail.dat file based on the Job ID in the file.

This version of the *PostalOne!* Mail.dat client offers a new file naming option. This new naming convention will be triggered automatically if the Receipt File Name in MDRSETTINGS.CONF is blank. The file name is “status\_receipt\_job-id\_HDR-historical-sequence-no\_creation-date/timestamp”. The extension is either .xml or .txt depending on the format. This format allows the mailer to match up the receipt not only to the job-id but also to the Header Historical Sequence Number which must be unique for each submission for that Job ID. If the mailer sent an original file and three updates, the result is four different Header Historical Sequence numbers submitted. Learn more about these naming options and token values in Receipt Polling Configuration below.

### 3.3.4 Setting Up the *PostalOne!* Windows Mail.dat client to Work in Batch Mode

No matter which batch “mode” you use, the login, password and folder structure that will be used must be configured in the *PostalOne!* Mail.dat client. To do this:

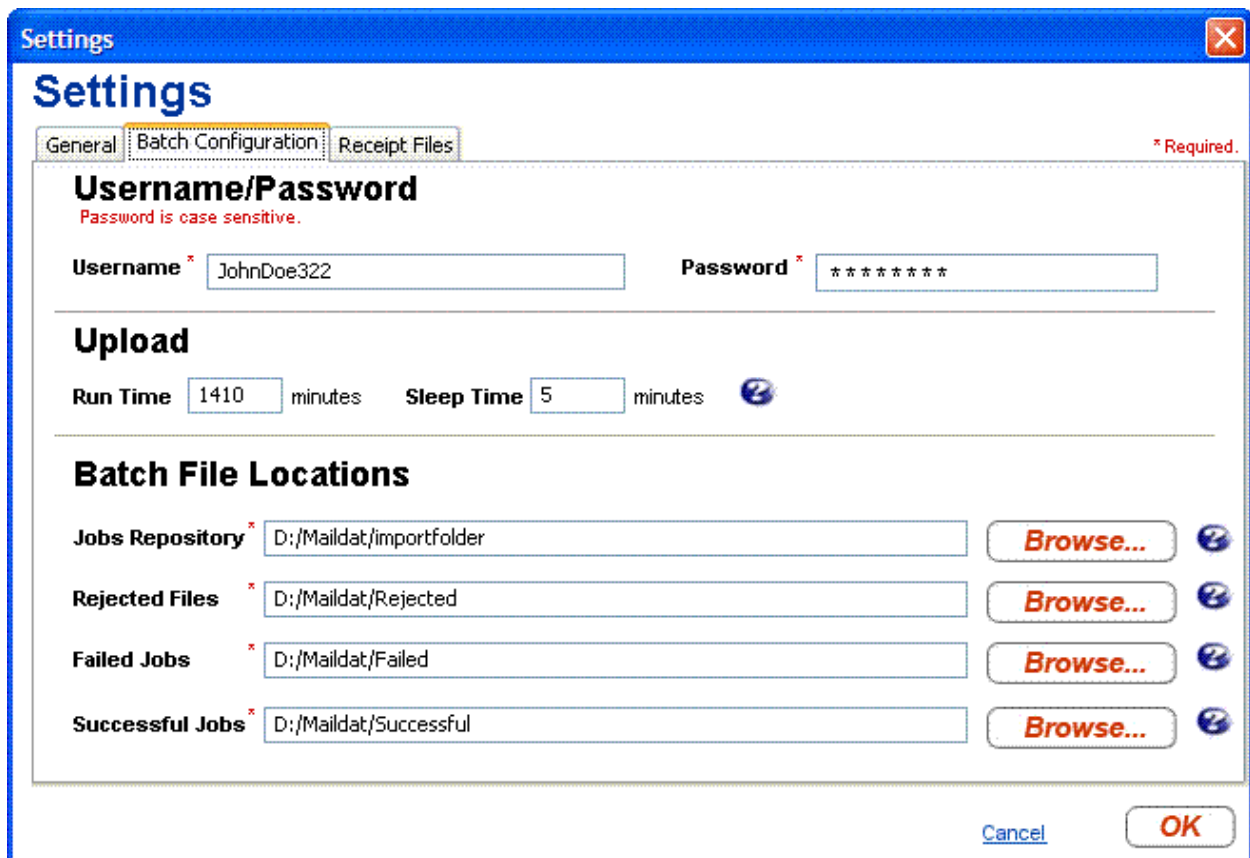
1. Start the *PostalOne!* Mail.dat client.
2. Click on the “Settings” option on the menu bar.
3. In the “General” tab do the following:

If you must work through a proxy server, enter the proxy server address and port number.

Select a folder to place your log file in. This log file is a list of all Mail.dat files that have been processed for validation and/or upload.

Select your time zone from the pull down.

4. Click on the “Batch Configuration” tab.
5. Enter the *PostalOne!* user name and password that will be used to transfer validated files. This information allows the *PostalOne!* Mail.dat client to upload files in batch mode without the SSL Security Certificate that had previously been required on the original Batch Upload program.



**Figure 3-4 - PostalOne! Mail.dat client Batch Settings Screen**

This information will be populated in the MDRSETTINGS.CONF file that is in the CONFIG sub-folder under the program folder where the *PostalOne!* Mail.dat client is installed. The password and login information will be encrypted.

To edit this encrypted information outside of the *PostalOne!* Mail.dat client Setup Screen invoke the RUN-CLIENT\_CREDENTIALS.BAT batch file in the *PostalOne!* Mail.dat client program folder. This program will prompt you for a new login name and password then encrypt it in the MDRSETTINGS.CONF file.

#### **UPLOAD Settings:**

To do automated batch processing, populate the required upload settings. The Run Time specifies the number of minutes the program will run. 1410 minutes represents 23.5 hours. After that time the program will automatically terminate. In this case, execute the scheduler every 24 hours to process Mail.dat files all but 30 minutes per day leaving time for system maintenance or backup. The Sleep Time indicates the interval that the program will be checking for new Mail.dat files. It should not be set to less than every 5 minutes.

#### **Batch File Locations:**

1. Select the "Job Repository" folder which will hold the Mail.dat files you wish to validate and/or upload. When doing automated batch processing, this folder will act as a "hot folder".

2. Select the folders where these files will be moved based on the outcome of the validation
3. Choose a folder for files that fail validation
4. Choose another folder for files that validate successfully
5. Choose a folder for files that can not be validated at all (rejected files)

### 3.3.5 Receipt Polling Configuration

#### 3.3.5.1 Configuration and Setup

It is recommended that mailers using Status Receipt files schedule a separate instance of the *PostalOne!* Mail.dat client to poll receipts. Automated polling can be implemented by populating the Receipt Run Time and Sleep Time settings.

Windows users set a sleep time of 30 minutes (will retrieve receipt data every 30 minutes).

In the Receipt Files tab, populate the following fields:

Receipt Event Generation – choose Enable or Disable to turn on or off receipt file generation

Receipts Repository – select the folder to which you want to save your receipt files

Receipt Format – choose Enhanced XML (new for Release 24.0), XML, or ASCII

Delimiter - If you selected the ASCII format, select the character to use for a delimiter. You can also enter your own delimiter if you select “other”.

Postage Statement Filter – if you selected the Enhanced XML format, choose Submission Level or Billable Statements Only.

Submission Level: one receipt record will be generated for all related events for that Job ID and Historical Header ID level.

Billable Statements Only: only receipt records for postage statements with a USPS Processing Due, Finalized, Reversed, or Cancelled status will be provided.

Receipt File Name - You can leave blank for the default format or populate it with a naming convention you wish to use that includes “tokens” to represent different data elements. “Tokens” can be used to define a unique file name. These tokens are surrounded by brackets “{}”. The following substitution tokens are recognized in the receipt filename:

- {0} The current date (YYYY\_MM\_DD)
- {1} The current time (HH\_MM\_SS\_SSS)
- {4} The receipt file sequence (001-999)
- {5} The file extension: "xml" or "txt" depending on the receipt type.

**Example:** StatusReceipt\_{0}\_{1}\_{5} generates a file such as  
StatusReceipt\_2009\_06\_12\_12\_28\_10\_581.txt

The default name format if you leave the file name blank is “status\_receipt\_{2}\_{3}\_{0}\_{1}\_{5}”

The receipt file name sequence increments from 001 to 999, and wraps to 001 after reaching 999. If this token is used without the date token, the receipt directory should be periodically emptied out. Note that if the directory already contains a receipt file with the requested name, it is not overwritten unless the overwrite Files flag was set on application startup. If this value is not set, the system will generate a receipt file name using the default format: status\_receipt\_{0}\_{1}.{5}

Receipt Poll Run Time – If automated receipt downloading is desired, this is the number of minutes the Receipt Poller will run before terminating. If scheduling the program to run once per day this should represent less than 24 hours. Using 1410 lets the program run 23 hours and 30 minutes before shutting down.

Receipt Poll Sleep Time - this is how often the program will check for new receipts. You should not check too often since this may over-load the *PostalOne!* server. Do not use a value of less than 5 minutes.

Click “OK” to save your settings.

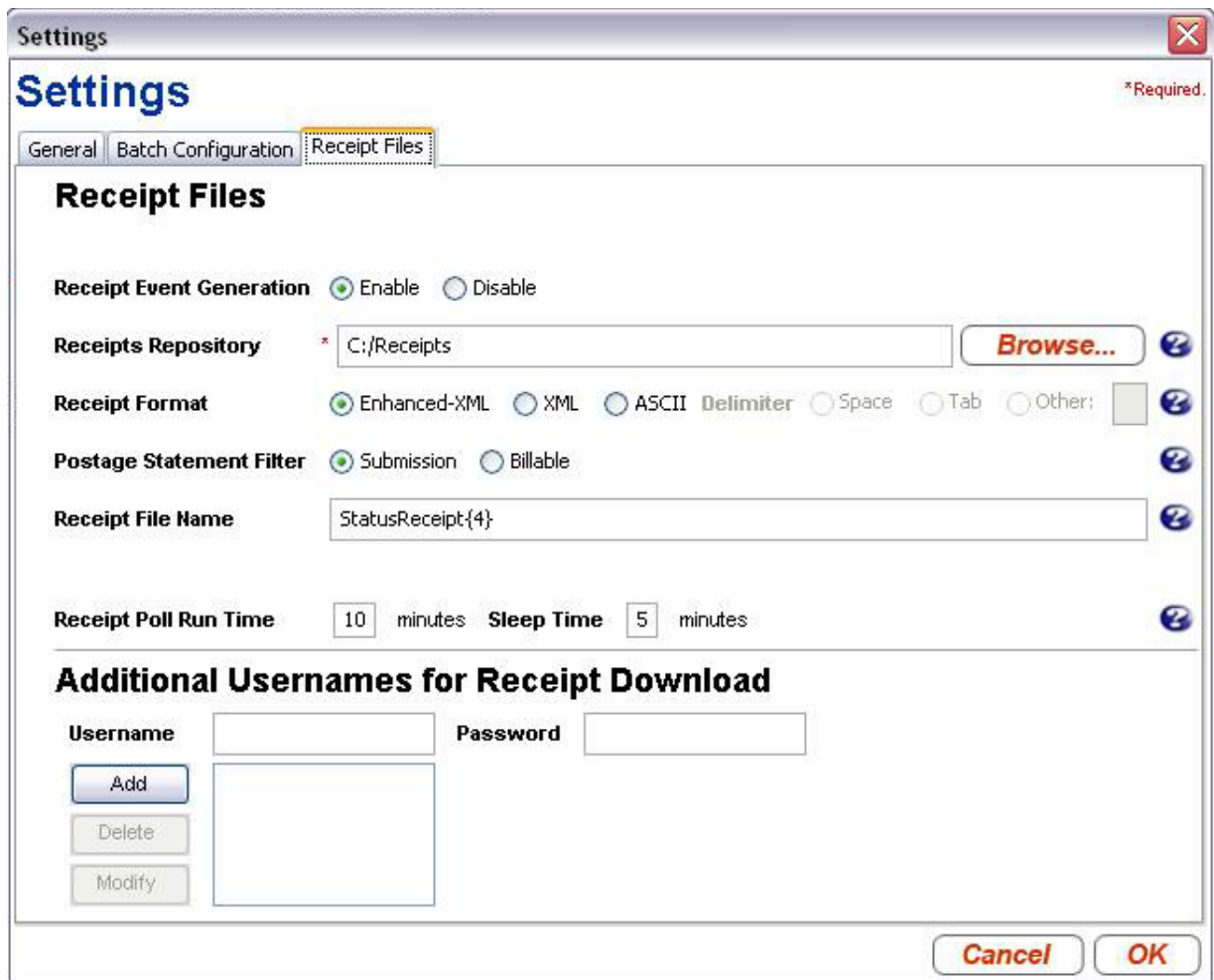


Figure 3-5 - Receipt File Settings

#### Additional Usernames for Receipt Download

When the batch application starts, it uses the batch username/password credentials to log into the *PostalOne!* system. These entries are also used by the receipt processor to log into the *PostalOne!*

system and to determine which user's receipts to download. Only receipts produced by jobs that were uploaded by this user will be downloaded. To use a single receipt processor instance to download receipts produced by jobs uploaded by more than one user, you may add up to ten additional username and password pairs in this section. You do not need to re-enter the username and password entered on the "Batch Configuration" tab as receipts produced by jobs uploaded by this user are always downloaded.

### **Important Considerations:**

This version of the *PostalOne!* Mail.dat client creates Status Receipts but does not create Postage Statement Receipt files.

Run only one instance of a receipt polling process.

### **3.3.5.2 Invoking Batch Processing or Receipt Polling Using A Scheduler**

Invoke the *PostalOne!* Mail.dat client Application in Batch Mode at specific times of the day to validate all files in the Jobs Repository. It is this mode that most closely resembles the behavior of the previous Batch Upload program.

To do this:

1. Have the scheduler execute the runBatchUpload batch or script file without any the Upload Run Time or Sleep Time values populated in your settings. Some versions of this file may have a "pause" statement at the end, which should be removed.
2. In Windows, use Start/Control Panel/Scheduled Tasks
3. Select "Add a Task" and browse to the folder you installed the *PostalOne!* Mail.dat client
4. Select the "RunBatchUpload.bat" file and click "Open".
5. Select the frequency. If you want to validate and upload all of your file starting at 11 pm, select "Daily", click "Next".
6. Enter the time, specify whether you want this to run every day or weekdays
7. Enter start date.

It is possible to set up multiple scheduled tasks to execute the upload throughout the day. No additional MDRSETTINGS.CONF configuration options are needed. Take care not to schedule batch processes for validation or uploading too close together. Run only one validate and upload process or receipt polling process at the same time.

When running the batch process from a scheduler to validate and upload files, the program captures a list of files in the repository. It will process them in file name order. When processing is complete, the program will terminate. Schedule the validation and upload processes so that only one is running at any one time.

**Special Considerations:** To transfer and write large files to the Jobs Repository, either zip these files first and transfer the zip files or write the HDR Mail.dat files last. If all of the individual Mail.dat files that belong to a job being validated are open by another process for writing or transfer, validation will fail.

### **AUTOMATED VALIDATION & UPLOAD**

For automated validation and upload, setup the schedule to run the program once per day and set the Upload Run Time to a value of less than 1440. 1410 allows the program to run for 23.5 hours. You also have to populate the Upload Sleep time.

### AUTOMATED RECEIPT POLLING

For automated receipt polling, schedule the RunReceiptPoller script or batch file once every day and populate the Receipt Poll Run Time to a value less than 1440 as well. Also populate the Receipt Poll Sleep Time.

#### 3.3.5.3 Invoking Batch from Another Program

Many mailers use either a commercial Mail.dat product or a program they wrote themselves to manage the submission of Mail.dat files. These programs will create Mail.dat files according to *PostalOne!* naming conventions and place them in the Jobs Repository folder. Like when using a scheduler, these programs could launch the Mail.dat client Application but they could also specify the specific Mail.dat files they want to validate and upload in the command line. This way the program can continue to generate more Mail.dat files for upload but ensure they are not processed until the Mail.dat application instructs the Mail.dat client to do so.

To add a file list, the Mail.dat application can edit the “runBatchUpload.bat” batch file, and then invokes the Mail.dat client. The runBatchUpload.bat Contents are shown below.

```
SET JAVA_HOME=.\jre1.5.0_07
SET
PATH=%JAVA_HOME%\bin;%JAVA_HOME%\lib;%JAVA_HOME%\lib\i386;.\lib\windows\x86;%PATH%
%
FOR %%i in (lib\*.*) DO CALL lcp.bat %%i
SET CP=.;./lib/windows;%CP%;
SET CLASSPATH=./config/;%CP%
%JAVA_HOME%\bin\javaw.exe -client -classpath %CLASSPATH%
gov.usps.mdr.client.controller.CmdController uploadMode
```

It is the last line of this batch file that needs to be modified to include the HDR or ZIP file names of all Mail.dat files to be validated and uploaded at the end of the line.

For example, if the Mail.dat Application created four Mail.dat files, the “Header” names of each of the four files are listed after “uploadMode” separated by spaces.

Example:

```
.....uploadMode ABCD0001HDR ABCD0002HDR ABCD003.ZIP
```

This validates and uploads the three Mail.dat files identified by their HDR or ZIP file names. The files are validated in order and upload is started after each validation is completed. If one of the files was large and the other two were small, consider putting the small ones first so they validate and upload quickly without having to wait for the large file to validate first.

If the computer had enough available memory, the Mail.dat program could call separate instances of the Mail.dat client for each file or one for large files and another for small files. For optimum performance, each instance of the program should have up to 2 GB of system memory (RAM) available. If the computer does not have more than 3 GB of RAM, use a single upload instance. When another program calls the Mail.dat client and passes one or more file names, no other configuration settings are needed in the MDRSETTINGS.CONF file.

**Special Considerations:** The length of the entire batch file line in Windows can not exceed 255 characters. This leaves only 141 characters for the file names. This accommodates ten 8.3 file names separated by spaces. Other operating systems may have larger limits or no limits at all.

### 3.3.5.4 Stopping the Program

When running the *PostalOne!* Mail.dat client to automatically do upload and validation or to poll receipts and then to shut it down before the run time is over, do not just end the task or kill the process. This could result in data corruption. The best way to stop the Mail.dat client when operating in batch mode is to go to the window that executing the program will have opened and typing CTL-C on the keyboard. If this fails to work, Windows users can go the Windows Task Manager (CTL-ALT-DEL), click on the “Processes” tab, highlight Javaw.exe and click the “End Task” button.

### 3.3.5.5 Setting Up Batch Mode for Solaris UNIX

Review the installation instructions above for Windows for a description of operation modes and MDRSettings.conf parameters and use Table A-6 below to determine the equivalent parameters to populate. The user name and password will have to be populated by running the “run-client\_credentials.sh” shell file. In scheduled mode, use UNIX’s scheduler to invoke the program. Or download the Windows version of the *PostalOne!* Mail.dat client Application, configure it as desired, then transfer the MDRsettings.conf file to the appropriate folder on the Solaris machine.

## 3.3.6 References

### 3.3.6.1 Command Line Options

**Table 3- 4. Command Line Options**

Command line option	Description
<b>Java Options</b>	Should appear after “Java” executable in command line
<b>-Xmsnm</b> Example: -Xms512m	Initial size of Java’s memory allocation pool. This value must be greater than 1MB (1024KB). Append the letter “k” for kilobytes (multiples of 1024) or “m” for megabytes: The default value if not specified is 2MB. Example shows 512 MB. See requirements section for recommended values.
<b>-Xmxnm</b> Example – Xmx512m	Maximum of Java’s memory allocation pool This value must be a multiple of 1024 kb or greater than 2MB. Append the letter k or K to indicate kilobytes, or m or M to indicate megabytes. The default value is 64MB. Example shows 512 MB. See requirements section for recommended values.
<b>Batch Operation Operations</b>	These arguments appear after gov.usps.mdr.client.controller.CmdController in a command line.
receiptPollMode	Activates receipt polling mode
uploadMode	Activates batch validation and upload mode
uploadMode receiptPollMode	Activates batch upload and receipt polling mode
Mail.dat hdr or zip file names	Specifies specific Mail.dat jobs files to validate and upload. Should be in command line after the above command line option(s). If files are not specified when starting in uploadMode,

Command line option	Description
	the program will attempt to upload the entire batch of files found in the upload directory at the time the system starts up. There may be operating system limitations on the length of the command line arguments that can be used, so be aware of this when specifying multiple files.
versionCheckMode	It will check its version against the server to see whether or not it is supported. This option preempts all other behavior - once the check is complete, the application quits.
showVersion	This causes the application to write its version to the console. This option may be used in conjunction with other modes. Note that the version is always written to the log file, no matter the value of showVersion.
overwriteFiles	A file that exists in the "success" or "failed" directory will not automatically be overwritten (the file will remain in the repository after processing). To enable overwrite mode, use the overwriteFiles flag.
DMail.dat.settings.file.path=c:\path\filename.extension	When specified in the command line as the first argument, this will allow the mailer to define the location and name of the configuration file. Unlike paths in MDRSettings, the servers, drives and paths are defined using the operating system standards. The full file name and extension should also be defined. If not present, the settings will be maintained in MDRSettings.conf located in the CONF subfolder under the program folder.

Example of several of these command line options used at the same time in a modified runBatchUpload batch or shell file (file should be renamed if modified to avoid being overwritten by an update):

```
start %JAVA_HOME%\bin\javaw.exe -Dmail.dat.settings.file.path=
c:\work\mail\settings.cfg -Xms512m -Xmx512m -client -classpath %CLASSPATH%
gov.usps.mdr.client.controller.CmdController uploadMode overwriteFiles
```

In this example Java will allocate 512MB of memory up-front, get its settings from a file called settings.cfg in c:\work\mail, upload and validate files in batch mode and overwrite any Mail.dat files in the "failed" or "successful" output folders.

### 3.3.6.2 Batch Files (Windows) and Shell Scripts (UNIX)

Table 3- 5. Batch Processing Files

Batch File/Shell Name	Description
Run-mdclient.bat	Sets the paths to the local installation of Java and executes the <i>PostalOne!</i> Mail.dat client to display the user interface. Windows Only.
RunBatchUpload	Executes batch verification and upload for all files in the repository folder. Add file names to process selected files.
Run-receiptpoller	Checks <i>PostalOne!</i> server for receipt files and terminates. See instructions for how to enable automated operation.
Run-Client_credentials	Prompts for login name and password and encrypts these in MDRConfig. Required for UNIX users. Windows users can use setup screen of user interface.



RunBatchVersionCheck	Checks to see if version of program is currently supported. If it is not supported, the batch process is terminated and a notice of this is written into the validation log.
setup_jre_link.sh (Unix Only)	Links to Java JRE environment that was installed by the user.

### 3.3.6.3 MDRSettings.conf Settings

**Table 3- 6. Batch Processor Settings**

Setting	Description	Populated by <i>PostalOne!</i> Mail.dat client User Interface
logfile.path	The location where the log files are going to be stored.	Yes
successful.jobs.path	Mail.dat jobs will be moved to these directories after processing, according to success or failure of processing.	Yes
failed.jobs.path		Yes
rejected.jobs.path		Yes
Dmail.dat.settings.file.path	Optional setting to specify where the MDRSettings.conf user settings file will be written/maintained. Must be manually added to MDRSettings.conf.	No
Uid	User Id for login - encrypted – must be populated by Mail.dat client User Interface Setup Screen or by using Run-client_credentials_tool utility.	Yes
PW	Password for Login – encrypted must be populated by Mail.dat client User Interface Setup Screen or by using Run-client_credentials_tool utility	Yes
http.proxy.host	The host name of the http proxy server controlling access to the Internet. Leave blank if no proxy server is required.	Yes
http.proxy.port	The port that should be used for http traffic processing the internet via an http proxy server. Leave blank if no proxy server is required.	Yes
http.connect.retries	The number of times to retry http connections if the initial attempt fails due to timeout.	Yes
repository.location	This specifies the directory that contains the Mail.dat job files to be uploaded. Use a forward slash for the file path separator.	Yes
application.reporting.timezone	The time zone used for receipt file processing. Acceptable values include: "EST", "CST", "MST", "PST", "GMT-14", "GMT-13", "GMT-12", "GMT-11", "GMT-10", "GMT-9", "GMT-8", "GMT-7", "GMT-6", "GMT-5", "GMT-4", "GMT-3", "GMT-2", "GMT-1", "GMT", "GMT+1", "GMT+2", "GMT+3", "GMT+4", "GMT+5", "GMT+6", "GMT+7", "GMT+8", "GMT+9", "GMT+10", "GMT+11", "GMT+12", and "GST".	Yes

Setting	Description	Populated by <i>PostalOne!</i> Mail.dat client User Interface
automatic.updates	Setting for batch automatic updates. A value of 'Y' will trigger automatic updates to batch client wherever appropriate. The default setting is 'N'.	No
<b>STATUS RECEIPT FILES</b>		
status.receipt.file.repository.location	The directory that the Status Receipts will be written to.	Yes
status.receipt.enabled	Indicates whether status receipts are enabled or disabled: Enabled turns on status receipts Disabled turns off status receipts	Yes
status.receipt.type	The file type of the Status Receipt: A creates ASCII delimited receipt files X creates XML receipt files E creates Enhanced XML receipt files * Enhanced XML Available in Release 24.0	Yes
status.receipt.field.delimiter	If A (ASCII) was set as receipt file type, set the optional character delimiter to be used. If not set, the system will default to comma ',' delimited.	Yes
<i>*status.receipt.filter</i>	The level of detail on the Status Receipt: *Submission indicates one receipt record will be generated for all related events for that Job ID/Historical Header ID *Billable indicates receipt records will only be generated for postage statements with a USPS Processing Due (UPD), Finalized (FIN), Reversed (REV), or Cancelled (CAN) status <i>*Available in Release 24.0</i>	Yes
status.receipt.filename	<p>The Status Receipt file name. This is for legacy backwards compatibility naming convention support. The following substitution tokens are recognized in the receipt filename:</p> <ul style="list-style-type: none"> <li>{0} The current date.</li> <li>{1} The current time.</li> <li>{4} The receipt file sequence.</li> <li>{5} The file extension: "xml" or "txt" depending on the receipt type.</li> </ul> <p>The receipt file sequence increments from 001 to 999, and wraps to 001 after reaching 999. If this token is used without the job or date tokens, the receipt directory should be periodically emptied out.</p> <p>Note that if the directory already contains a receipt file with the requested name, it will not be overwritten unless the overwriteFiles flag was set</p>	Yes

Setting	Description	Populated by <i>PostalOne!</i> Mail.dat client User Interface
	on application startup.  If status.receipt.filename is not set, the system will generate a receipt file name using the default format: <b>status_receipt_{2}_{3}_{0}_{1}.{5}</b>	
status.receipt.poll.run.time.minutes	Time in minutes the receipt poller should run for.	Yes
status.receipt.poll.sleep.time.minutes	Time in minutes receipt poller should sleep between pollings. The system will not allow a time less than 5 minutes to prevent over loading the server with pollings	Yes
count.additional.username	Indicates the number of additional usernames  When the batch application starts, it uses the batch username/password credentials to log into the <i>PostalOne!</i> system. These entries are also used by the receipt processor to log into the <i>PostalOne!</i> system and to determine which user's receipts to download. Only receipts produced by jobs that were uploaded by this user will be downloaded. If you want to use a single receipt processor instance to download receipts produced by jobs uploaded by more than one user, you may add up to ten additional username and password pairs in this section. You do not need to re-enter the username and password entered on the "Batch Configuration" tab as receipts produced by jobs uploaded by this user are always downloaded. *Available in Release 24.0	Yes
additional.username.X	Additional User Id for downloading receipts - encrypted – must be populated by Mail.dat client User Interface Setup Screen. 'X' should be incremented to indicate which additional username it is. *Available in Release 24.0	Yes
additional.password.X	Additional Password for downloading receipts - encrypted – must be populated by Mail.dat client User Interface Setup Screen. 'X' should be incremented to indicate which additional password it is (corresponds to the additional username x). *Available in Release 24.0	Yes
<b>VALIDATION AND UPLOAD SETTINGS FOR AUTOMATED BATCH PROCESSING</b>		
upload.run.time.minutes	Time in minutes the batch upload should run for. This is optional, and is only used if setting up a hot batch folder (Automated Mode).	No
upload.sleep.time.minutes	Time in minutes the batch upload should sleep between batch runs. This is optional, and is only	No

Setting	Description	Populated by <i>PostalOne!</i> Mail.dat client User Interface
	used if setting up a hot batch folder (Automated Mode).	

### 3.4 New Error Code Structure

The *PostalOne!* system is implementing a new error code structure to provide mailers a more efficient process for find and resolve Mail.dat file processing errors. Part of the new error code structure includes making available downloadable files on RIBBS of all Mail.dat error codes. Files will be provided in an MS Excel and XML format (Mail\_Dat Error Codes.xls and Mail\_Dat Error Codes.XML). The following fields will be provided on both MS Excel and XML files.

**ERROR CODE:** The error or warning code which will display in the client after validation or server processing of the Mail.dat files.

**ERROR TYPE:** Displays the error thrown as either an Error or a Warning.

**ERROR DISCRIPTION:** The error or warning message text which will also be displayed in the client after validation or server processing of the Mail.dat files.

**ACTION:** Action or actions that can be taken to correct the issue causing the error or warning to be thrown.

**KEY ID:** Used to help mailers determine on which record an error occurred in a given file.

Example:

File: .csm

Key ID: Container ID 000001

Segment ID 0001

Key IDs are available on the Mail.dat IDEAlliance Database Standard file in the Mail.dat Database Design Chart.

#### 3.4.1.1 Mail.dat .xml Format

```
<xs:element>
<xs:element name="ERRORS">
  <xs:complexType>
    <xs:all>
      </xs:element>
      <xs:element name="ERROR">
```

```

<xs:complexType>
  <xs:all>
    </xs:element>
    <xs:element name="ERROR_CODE">
      <xs:annotation>
        <xs:documentation>The ERROR_CODE is the error or warning
code which will display in the client after validation or server processing of the Mail.dat
files.</xs:documentation>
      </xs:annotation>
    </xs:element>
    <xs:element name="ERROR_TYPE">
      <xs:annotation>
        <xs:documentation>The ERROR_TYPE will Displays the error thrown as
either an Error or a Warning.</xs:documentation>
      </xs:annotation>
    </xs:element>
    <xs:element name="ERROR_DESCRIPTION">
      <xs:annotation>
        <xs:documentation>The ERROR_DESCRIPTION is the error or warning
message text which will also display in the client after validation or server processing of the Mail.dat
files.</xs:documentation>
      </xs:annotation>
    </xs:element>
    <xs:element name="ACTION">
      <xs:annotation>
        <xs:documentation>The ACTION is an action or actions
that can be taken to correct the issue causing the error or warning code to be
thrown.</xs:documentation>
      </xs:annotation>
    </xs:element>
    <xs:element name="KEY_ID">
      <xs:complexType>
        <xs:all>
          <xs:element name="NAME">
            <xs:annotation>
              <xs:documentation>The NAME is the field name of the KEY_ID
within the Mail.dat files. This KEY_ID is identified using the Mail.dat IDEAlliance Database Standard
which documents each files KEY_ID, as well as file relationships.</xs:documentation>
            </xs:annotation>
          </xs:element>
          <xs:element name="VALUE">
            <xs:annotation>
              <xs:documentation>The VALUE is the value
with which the KEY_ID field is populated within the Mail.dat files.</xs:documentation>
            </xs:annotation>
          </xs:element>
        </xs:all>
      </xs:complexType>
    </xs:element>
  </xs:all>
</xs:complexType>
</xs:element>
</xs:all>
</xs:complexType>
</xs:element>

```

### 3.4.1.2 Mail.dat .xls Format

ERROR_CODE	ERROR_TYPE	ERROR_DISCRIPTION	ACTION	KEY_ID
The error or warning code which will display in the client after validation or server processing of the Mail.dat files.	Displays the error thrown as either an Error or a Warning	The error or warning message text which will also be displayed in the client after validation or server processing of the Mail.dat files.	Action or actions that can be taken to correct the issue causing the error or warning to be thrown.	Field Name and Value of KEY_ID are displayed.

## 4. *PostalOne!* System Help Desk

The *PostalOne!* program has a staffed *PostalOne!* System Help Desk to assist customers who may have questions or need assistance with a problem or technical issue with the *PostalOne!* system. The *PostalOne!* System Help Desk is available Monday through Friday from 8:00 a.m. to 5:00 p.m., CST, and can be contacted via e-mail or telephone. The phone number below is available for after-hours assistance with some issues. Our after-hours staff will forward unresolved issues to the *PostalOne!* System Help Desk at the beginning of the next workday.

*PostalOne!* System Help Desk Telephone           **(800) 522-9085**

*PostalOne!* System Help Desk e-mail           **postalone@email.usps.gov**

If you experience any difficulties when using the *PostalOne!* system, have questions, or need more information about the *PostalOne!* system, contact the *PostalOne!* System Help Desk. Your calls will be answered by the *PostalOne!* System Help Desk in a priority order, with preference given to fully enrolled customers having a signed *PostalOne!* user agreement on file.

If you have comments or suggestions regarding this technical specification, e-mail the *PostalOne!* System Help Desk.

## Appendix A. Status Receipt File Layout

This Appendix contains details about the contents of a Status Receipt file and associated record formats.

Note: Postage statement receipt files are not available; only status receipt files are available.

### A-1 Status Receipt File Content (Release 33)

The receipt file conforms to these specifications:

A receipt file shall contain one or more records represented by ASCII text or XML. The text shall be in the subset of ASCII characters indicated by the decimal values 33 to 126.

A new line character or sequence of characters (this is platform dependent) shall terminate each record.

The records of a receipt file shall contain a predefined character that shall serve to distinguish its fields. The default character shall be a comma “,”.

Note: Customize the ‘delimiter’ character by changing the `status.receipt.field.delimiter` parameter in the `MDRSETTINGS.CONF` file. For more information, see Batch Processing.

The receipt file record may have various types. Only one record type has been specified at this point.

A record in a receipt file shall commence with a “record-type” field that shall serve in the record’s identification. Following the record-type field shall be various character-delimited fields following a predefined sequence.

### A-2 Record Format (Release 33)

This Section provides details about the receipt file’s record formats. For additional information about `MDRSETTINGS.CONF` parameters, see Batch Processing.

#### Record Type: status receipts

The *PostalOne!* system allows Batch Processor users to receive Mail.dat transaction confirmations in the form of Status Receipt files. The Status Receipt file indicates the successive stages of a Mail.dat transaction being processed and can be transmitted in three formats: ASCII, XML, and Enhanced XML.

#### 1. ASCII Receipt File Format

The ASCII Status Receipt file will display all field names and events on one line for a single job submission. The field names and events will be separated by the delimiter selected by the user via the `MDRSETTINGS.CONF` file or the MDR client application. The user will need to count the field positions to determine which events are populated in the Status Receipt file. The first event will appear immediately after the ‘date-time’ field. The last event will appear immediately before the ‘error-code’ field. The following is tracked as issue 60111: There is an extra space at the end of each record and there is an extra empty line at the end of the file. See the *PostalOne!* Issues List for the scheduling of the issue fix at <http://ribbs.usps.gov/index.cfm?page=intellmaillatestnews>.

The current record type for *PostalOne!* Status Receipt files is: *transfer-status*.



The *transfer-status* record shall serve to indicate the progress of the processing of a Mail.dat file transferred to the *PostalOne!* Java upload server. The record shall trace, through its fields, the validation, the loading, and the processing of postage statements for a Mail.dat file transfer. The format for job status records is as follows:

```
transfer-status<char-del>version<char-del>jobid<char-del>filename<char-  
del>verification-facility-zip+4<char-del>date-time<char-del>validation<char-  
del>job-acceptance<char-del>insert<char-del>PS-gen<char-del>PS-canceled<char-  
del>PS-fin<char-del>mpu-edit<char-del> error-code<char-del>error-msg<new-line>
```

### **Field Descriptions**

**transfer-status:** represents the literal text that will be placed at the beginning of a transfer-status record.

**<char-del>:** represents the ASCII character used as the field delimiter.

**version:** the version of this receipt file. (e.g. 1.0)

**jobid:** the Mail.dat Job ID as presented in the header file specification of Mail.dat.

**filename:** the part of the name of a Mail.dat file without the extension. For example, if the files sent are fooHDR, fooCSM and fooCQT, the “filename” is foo. If the receipt record is for a finalized, a canceled or a reversed postage statement, this record will contain the container ID of one of the containers that was finalized, canceled, or reversed.

**verification-facility-*zip+4*:** The ZIP+4 Code of the mailing facility where verification occurred.

**date-time:** a time stamp, represented in the 24 hour time system, which indicates the creation or the receipt of a file. The Java upload server provides the time that is used.

**validation:** a binary value of “P” or “F” indicating successful validation or failed validation, respectively, of a Mail.dat file.

**job-acceptance:** a binary value of “P” or “F” indicating whether a file has been successfully loaded to the Java upload server’s data repository for loading to a database.

**insert:** a binary value of “P” or “F” indicating the successful loading of a job from the Java upload server’s data repository to the database.

**PS-gen:** a Boolean value of “T” or “F” indicating whether a postage statement has been generated or has not been generated.

**PS-canceled:** a value of “C” or <empty> indicating whether a postage statement has been canceled or no action has been taken, respectively.

**PS-fin:** a value of “F”, “R” or <empty> indicating whether a postage statement has been finalized, reversed or no action has been taken, respectively.

**mpu-edit:** a value of “T” or <empty> indicating whether an mpu edit has occurred on the front-end or not. This field is not currently populated by *PostalOne!*, so it will always be <empty>.

**error-code:** a numeric error code generated by the *PostalOne!* Java upload server that represents the occurrence or absence of an error. A zero in the field indicates the absence of error.

**error-msg:** a message generated by the *PostalOne!* Java upload server that describes, with brevity, an error or warning that has occurred. If there is no error or warning, this field will be empty.

**<new-line>:** the platform-specific new line character sequence.

## 2. XML Receipt File Format (Existing XML)

The following is the XML schema for Status Receipts:

```
<?xml version="1.0" encoding="UTF-8"?>
<xs:schema xmlns:xs="http://www.w3.org/2001/XMLSchema"
elementFormDefault="qualified" attributeFormDefault="unqualified">
  <xs:element name="receipts">
    <xs:complexType>
      <xs:all>
        <xs:element name="record-type">
          <xs:annotation>
            <xs:documentation>The current record type for PostalOne!
receipt files is: transfer-status. The transfer-status record shall serve to
indicate the progress of the processing of a Mail.dat file transferred to the
PostalOne! Java upload server. The record shall trace, through its fields, the
validation, the loading, and the processing of postage statements for a Mail.dat
file transfer.</xs:documentation>
          </xs:annotation>
        <xs:complexType>
          <xs:all>
            <xs:element name="version">
              <xs:annotation>
                <xs:documentation>the version of this receipt file.
(Version 1.0 for XML and ASCII formats)</xs:documentation>
              </xs:annotation>
            </xs:element>
            <xs:element name="job-id">
              <xs:annotation>
                <xs:documentation>Mail.dat Job ID as presented in the
header file specification of Mail.dat.</xs:documentation>
              </xs:annotation>
            </xs:element>
            <xs:element name="filename">
              <xs:annotation>
                <xs:documentation>the name of a Mail.dat file without
the extension. For example, if the files sent are fooHDR, fooCSM and fooCQT, the
filename is foo. If the receipt record is for a finalized, a canceled or a
reversed postage statement, this record will contain the container ID of one of
the containers that was finalized, canceled, or reversed.</xs:documentation>
              </xs:annotation>
            </xs:element>
            <xs:element name="verification-facility-zip-4">
              <xs:annotation>
                <xs:documentation>The zip plus 4 code of the mailing
facility where verification occurred.</xs:documentation>
              </xs:annotation>
            </xs:element>
            <xs:element name="date-time">
              <xs:annotation>
                <xs:documentation>a time stamp, represented in the 24
hour time system, that indicates the creation or the receipt of a file. The Java
upload server provides the time that is used.</xs:documentation>
              </xs:annotation>
            </xs:element>
            <xs:element name="validation">
              <xs:annotation>
                <xs:documentation>a binary value of P or F indicating
successful validation or failed validation, respectively, of a Mail.dat
file.</xs:documentation>
              </xs:annotation>
            </xs:element>
          </xs:all>
        </xs:complexType>
      </xs:all>
    </xs:complexType>
  </xs:element>
</xs:schema>
```

```

        </xs:annotation>
    </xs:element>
    <xs:element name="job-acceptance">
        <xs:annotation>
            <xs:documentation>a binary value of P or F indicating
whether a file has been successfully loaded to the Java upload server's data
repository for loading to a database.</xs:documentation>
        </xs:annotation>
    </xs:element>
    <xs:element name="insert">
        <xs:annotation>
            <xs:documentation>a binary value of P or F indicating
the successful loading of a job from the Java upload server's data repository to
the database.</xs:documentation>
        </xs:annotation>
    </xs:element>
    <xs:element name="PS-generated">
        <xs:annotation>
            <xs:documentation>a Boolean value of T or F indicating
whether a postage statement has been generated or has not been
generated.</xs:documentation>
        </xs:annotation>
    </xs:element>
    <xs:element name="PS-canceled">
        <xs:annotation>
            <xs:documentation>a value of C or null indicating
whether a postage statement has been canceled or no action has been taken,
respectively.</xs:documentation>
        </xs:annotation>
    </xs:element>
    <xs:element name="PS-finalized">
        <xs:annotation>
            <xs:documentation>a value of F, R or null indicating
whether a postage statement has been finalized, reversed or no action has been
taken, respectively.</xs:documentation>
        </xs:annotation>
    </xs:element>
    <xs:element name="mpu-edit">
        <xs:annotation>
            <xs:documentation>a value of T or null indicating
whether an mpu edit has occurred on the front-end or not. This field is not
currently populated by PostalOne!, so it will not be included.</xs:documentation>
        </xs:annotation>
    </xs:element>
    <xs:element name="error-code">
        <xs:annotation>
            <xs:documentation>a numeric error code generated by
the PostalOne! Java upload server that represents the occurrence or absence of an
error. A zero in the field indicates the absence of error.</xs:documentation>
        </xs:annotation>
    </xs:element>
    <xs:element name="error-message">
        <xs:annotation>
            <xs:documentation>a message generated by the
PostalOne! Java upload server that describes, with brevity, an error or warning
that has occurred. If there is no error or warning, this field will be
null.</xs:documentation>
        </xs:annotation>
    </xs:element>
</xs:all>

```

```

        </xs:complexType>
      </xs:element>
    </xs:all>
  </xs:complexType>
</xs:element>
</xs:schema>

```

The current record type for *PostalOne!* Status Receipt files is: *transfer-status*.

### **Field Descriptions:**

**transfer-status:** represents the literal text that will be placed at the beginning of a transfer-status record.

**version:** the version of this receipt file. (e.g. 1.0)

**jobid:** the Mail.dat Job ID as presented in the header file specification of Mail.dat.

**filename:** the part of the name of a Mail.dat file without the extension. For example, if the files sent are fooHDR, fooCSM and fooCQT, the "filename" is foo. If the receipt record is for a finalized, a canceled or a reversed postage statement, this record will contain the container ID of one of the containers that was finalized, canceled, or reversed.

**verification-facility-zip+4:** The ZIP+4 Code of the mailing facility where verification occurred.

**date-time:** a time stamp, represented in the 24 hour time system, which indicates the creation or the receipt of a file. The Java upload server provides the time that is used.

**validation:** a binary value of "P" or "F" indicating successful validation or failed validation, respectively, of a Mail.dat file.

**job-acceptance:** a binary value of "P" or "F" indicating whether a file has been successfully loaded to the Java upload server's data repository for loading to a database.

**insert:** a binary value of "P" or "F" indicating the successful loading of a job from the Java upload server's data repository to the database.

**PS-gen:** a Boolean value of "T" or "F" indicating whether a postage statement has been generated or has not been generated.

**PS-canceled:** a value of "C" or <empty> indicating whether a postage statement has been canceled or no action has been taken, respectively.

**PS-fin:** a value of "F", "R" or <empty> indicating whether a postage statement has been finalized, reversed or no action has been taken, respectively.

**mpu-edit:** a value of "T" or <empty> indicating whether an mpu edit has occurred on the front-end or not. This field is not currently populated by *PostalOne!*, so it will always be <empty>.

**error-code:** a numeric error code generated by the *PostalOne!* Java upload server that represents the occurrence or absence of an error. A zero in the field indicates the absence of error.

**error-msg:** a message generated by the *PostalOne!* Java upload server that describes, with brevity, an error or warning that has occurred. If there is no error or warning, this field will be empty.

### **3. Enhanced XML Receipt File Format**

The following is the Enhanced XML schema for Status Receipts supported in Release 24.0. This file format is built on the existing XML Receipt File Layout but includes additional fields for newly supported events and additional data returned.

```

<?xml version="1.0" encoding="UTF-8"?>
<xs:schema xmlns:xs="http://www.w3.org/2001/XMLSchema" elementFormDefault="qualified"
attributeFormDefault="unqualified">
  <xs:element name="receipts">
    <xs:complexType>
      <xs:all>
        <xs:element name="record-type">
          <xs:annotation>
            <xs:documentation>The current record type for PostalOne! receipt files is: transfer-
status. The transfer-status record shall serve to indicate the progress of the processing of a Mail.dat file
transferred to the PostalOne! Java upload server. The record shall trace, through its fields, the validation, the
loading, and the processing of postage statements for a Mail.dat file transfer.</xs:documentation>
          </xs:annotation>
          <xs:complexType>
            <xs:all>
              <xs:element name="version">
                <xs:annotation>
                  <xs:documentation>the version of this receipt file. (Version for Release
24.0 Enhanced XML will be 2.0)</xs:documentation>
                </xs:annotation>
              </xs:element>
              <xs:element name="job-id">
                <xs:annotation>
                  <xs:documentation>Mail.dat Job ID as presented in the header file
specification of Mail.dat.</xs:documentation>
                </xs:annotation>
              </xs:element>
              <xs:element name="filename">
                <xs:annotation>
                  <xs:documentation>the part of the name of a Mail.dat file without the
extension. For example, if the files sent are fooHDR, fooCSM and fooCQT, the filename is foo. If the receipt
record is for a finalized, a canceled or a reversed postage statement, this record will contain the container ID
of one of the containers that was finalized, canceled, or reversed.</xs:documentation>
                </xs:annotation>
              </xs:element>
              <xs:element name="verification-facility-zip-4">
                <xs:annotation>
                  <xs:documentation>The zip plus 4 code of the mailing facility where
verification occurred.</xs:documentation>
                </xs:annotation>
              </xs:element>
              <xs:element name="Submitter-CRID">
                <xs:annotation>
                  <xs:documentation>The CRID of the submitter. </xs:documentation>
                </xs:annotation>
              </xs:element>
              <xs:element name="date-time">
                <xs:annotation>
                  <xs:documentation>a time stamp, represented in the 24 hour time
system, that indicates the creation or the receipt of a file. The Java upload server provides the time that is
used.</xs:documentation>
                </xs:annotation>
              </xs:element>
            </xs:all>
          </xs:complexType>
        </xs:element>
      </xs:all>
    </xs:complexType>
  </xs:element>
</xs:schema>

```

```

</xs:element>
<xs:element name="HDR-History-Sequence-ID">
  <xs:annotation>
    <xs:documentation>This represents the current Historical Header ID for
the Mail.dat submission that triggered the event. If the event did not originate during the processing of
Mail.dat, this field is not available</xs:documentation>
  </xs:annotation>
</xs:element>
<xs:element name="Seamless-IND">
  <xs:annotation>
    <xs:documentation>a value of "S", "P" or <empty> indicating whether the
eDoc Sender CRID for the postage statement was Seamless or Seamless Parallel Run.</xs:documentation>
  </xs:annotation>
</xs:element>
<xs:element name="Auto-Fin-Elig">
  <xs:annotation>
    <xs:documentation>a value of "Y", "N" or <empty> indicating whether the
postage statement is eligible for auto-finalization.</xs:documentation>
  </xs:annotation>
</xs:element>
<xs:element name="reject-job">
  <xs:annotation>
    <xs:documentation>This will only appear if the client rejects the job for
validation and will have a value F</xs:documentation>
  </xs:annotation>
</xs:element>
<xs:element name="validation">
  <xs:annotation>
    <xs:documentation>a binary value of P or F indicating successful
validation or failed validation, respectively, of a Mail.dat file.</xs:documentation>
  </xs:annotation>
</xs:element>
<xs:element name="job-acceptance">
  <xs:annotation>
    <xs:documentation>a binary value of P or F indicating whether a file has
been successfully loaded to the Java upload server's data repository for loading to a
database.</xs:documentation>
  </xs:annotation>
</xs:element>
<xs:element name="insert">
  <xs:annotation>
    <xs:documentation>a binary value of P or F indicating the successful
loading of a job from the Java upload server's data repository to the database.</xs:documentation>
  </xs:annotation>
</xs:element>
<xs:element name="Qual-generated">
  <xs:annotation>
    <xs:documentation>This would be a binary value of Y or N to reflect
whether a qualification report was generated by the submission.</xs:documentation>
  </xs:annotation>
<xs:element name="PS-generated">
  <xs:annotation>
    <xs:documentation> a Boolean value of T or F indicating whether a
postage statement has been generated or has not been generated.</xs:documentation>
  </xs:annotation>
</xs:element>

```

```

    <xs:element name="PS-canceled">
      <xs:annotation>
        <xs:documentation>a value of C or null indicating whether a postage
statement has been canceled or no action has been taken, respectively.</xs:documentation>
      </xs:annotation>
    </xs:element>
    <xs:element name="PS-finalized">
      <xs:annotation>
        <xs:documentation>a value of F, R or null indicating whether a postage
statement has been finalized, reversed or no action has been taken, respectively.</xs:documentation>
      </xs:annotation>
    </xs:element>
    <xs:element name="RTP-TX-ID">
      <xs:annotation>
        <xs:documentation>This reflects the Postage Statement ID assigned by
PostalOne!. This will only appear if the user has elected to receive statement data at some level of detail
other than at the "submission" or "billable" level.</xs:documentation>
      </xs:annotation>
    </xs:element>
    <xs:element name="Container-ID">
      <xs:annotation>
        <xs:documentation>For statement Mail.dat related events, it reflects the first CSM Container ID related to the
statement. This record will only appear if the user has elected to receive statement data at some level of
detail other than at the "submission" level or "billable".</xs:documentation>
      </xs:annotation>
    </xs:element>
    <xs:element name="Mail-Group-ID">
      <xs:annotation>
        <xs:documentation>This reflects the Mail Grouping ID by
PostalOne.</xs:documentation>
      </xs:annotation>
    </xs:element>
    <xs:element name="Cust-Group-ID">
      <xs:annotation>
        <xs:documentation>This reflects the Postage Grouping ID which for
Mail.dat submissions will be the same as the Job ID. </xs:documentation>
      </xs:annotation>
    </xs:element>
    <xs:element name="Total-Pieces">
      <xs:annotation>
        <xs:documentation>Displays the Total Pieces but does not include
adjustment for spoilage/shortage. This will only appear if the user has elected to receive statement data at
some level of detail other than at the "submission" level</xs:documentation>
      </xs:annotation>
    </xs:element>
    <xs:element name="Total-Copies">
      <xs:annotation>
        <xs:documentation>This reflects the Total Copies in the postage
statement referenced by this receipt record. This will only appear if the user has elected to receive statement
data at some level of detail other than at the "submission" or "billable" level.</xs:documentation>
      </xs:annotation>
    </xs:element>
    <xs:element name="Total-Postage">
      <xs:annotation>

```

```

        <xs:documentation> Displays the Total Postage but does not include
adjustment for spoilage/shortage. This will only appear if the user has elected to receive statement data at
some level of detail other than at the "submission" level.</xs:documentation>
    </xs:annotation>
</xs:element>
<xs:element name="permit-bal">
    <xs:annotation>
        <xs:documentation>reflects the Permit Balance in the postage statement
referenced by this receipt record.</xs:documentation>
    </xs:annotation>
</xs:element>
<xs:element name="error-code">
    <xs:annotation>
        <xs:documentation>a numeric error code generated by the PostalOne!
Java upload server that represents the occurrence or absence of an error. A zero in the field indicates the
absence of error.</xs:documentation>
    </xs:annotation>
</xs:element>
<xs:element name="error-message">
    <xs:annotation>
        <xs:documentation>a message generated by the PostalOne! Java
upload server that describes, with brevity, an error or warning that has occurred. If there is no error or
warning, this field will be null.</xs:documentation>
    </xs:annotation>
</xs:element>
<xs:element name="Container-Status">
    <xs:annotation>
        <xs:documentation> This reflects the Container Status, which will be P
when all containers are Preliminary, R when all containers are Ready to Pay, or N/A when there are
containers with differing container statuses (such as for a master statement). This reflects the Container
Status – either P for Preliminary or R for Ready to Pay. This will only appear if the user has elected to
receive statement data at the "submission" or "billable" level.</xs:documentation>
    </xs:annotation>
</xs:element>
<xs:element name="mpu-edit">
    <xs:annotation>
        <xs:documentation>a value of T or null indicating whether an mpu edit
has occurred on the front-end or not. This field is not currently populated by PostalOne!, so it is not
included.</xs:documentation>
    </xs:annotation>
</xs:element>
</xs:all>
</xs:complexType>
</xs:element>
</xs:all>
</xs:complexType>
</xs:element>
</xs:schema>

```

The current record type for *PostalOne!* Status Receipt files is: *transfer-status*.

### **Field Descriptions:**

**transfer-status:** represents the literal text that will be placed at the beginning of a transfer-status record.



**version:** the version of this receipt file. (e.g. 1.0) This will be 2.0 for the Enhanced XML format.

**jobid:** the Mail.dat Job ID as presented in the header file specification of Mail.dat.

**filename:** the part of the name of a Mail.dat file without the extension. For example, if the files sent are fooHDR, fooCSM and fooCQT, the “filename” is foo. If the receipt record is for a finalized, a canceled or a reversed postage statement, this record will contain the container ID of one of the containers that was finalized, canceled, or reversed.

**verification-facility-zip+4:** The ZIP+4 Code of the mailing facility where verification occurred.

**submitter-CRID:** The CRID of the submitter

**date-time:** a time stamp, represented in the 24 hour time system, which indicates the creation or the receipt of a file. The Java upload server provides the time that is used.

**hdr-history-sequence-id:** this represents the current Historical Header ID for the Mail.dat submissions that triggered the event. If the event did not originate during the processing of Mail.dat, this field is not available

**reject-job:** This will only appear if the client rejects the job for validation and will have a value of “F”

**validation:** a binary value of “P” or “F” indicating successful validation or failed validation, respectively, of a Mail.dat file.

**job-acceptance:** a binary value of “P” or “F” indicating whether a file has been successfully loaded to the Java upload server’s data repository for loading to a database.

**insert:** a binary value of “P” or “F” indicating the successful loading of a job from the Java upload server’s data repository to the database.

**Qual-generated:** a binary value of “Y” or “N” to reflect whether a qualification report was generated by the submission

**PS-gen:** a Boolean value of “T” or “F” indicating whether a postage statement has been generated or has not been generated.

**PS-canceled:** a value of “C” or <empty> indicating whether a postage statement has been canceled or no action has been taken, respectively.

**PS-fin:** a value of “F”, “R” or <empty> indicating whether a postage statement has been finalized, reversed or no action has been taken, respectively.

**rpt-tx-id:** This reflects the Postage Statement ID assigned by *PostalOne!*. This will only appear if the user has elected to receive statement data at the “submission” or “billable” level.

**container id:** for statement Mail.dat related events, it reflects the first CSM Container ID related to the statement. This record will only appear if the user has elected to receive statement data at the “submission” or “billable” level.

**mail-group-id:** reflects the Mail Grouping ID by *PostalOne!*

**cust-group-id:** reflects the Postage Grouping ID which for Mail.dat submissions will be the same as the Job ID.

**total-pieces:** reflects the Total Pieces in the postage statement referenced by this receipt record. This will only appear if the user has elected to receive statement data at the “submission” or “billable” level.

**total-copies:** reflects the Total Copies in the postage statement referenced by this receipt record. This will only appear if the user has elected to receive statement data at the “submission” or “billable” level.

**total-postage:** reflects the Total Postage in the postage statement referenced by this receipt record including all adjustments and postage affixes deductions. This will only appear if the user has elected to receive statement data at the “submission” or “billable” level.

**container-status:** reflects the Container Status, which will be P when all containers are Preliminary, R when all containers are Ready to Pay, or N/A when there are containers with differing container statuses (such as for a master statement).

**mpu-edit:** a value of “T” or <empty> indicating whether an mpu edit has occurred on the front-end or not. This field is not currently populated by *PostalOne!*, so it will always be <empty>.

**error-code:** a numeric error code generated by the *PostalOne!* Java upload server that represents the occurrence or absence of an error. A zero in the field indicates the absence of error.

**error-msg:** a message generated by the *PostalOne!* Java upload server that describes, with brevity, an error or warning that has occurred. If there is no error or warning, this field will be empty.

**Seamless-IND:** a value of “S”, “P” or <empty> indicating whether the eDoc Sender CRID for the postage statement was Seamless or Seamless Parallel Run. S = Seamless, P = Parallel Run, Blank = N/A

**Auto-Fin-Elig:** a value of “Y”, “N” or <empty> indicating whether the postage statement is eligible for auto-finalization. Y = Eligible for Auto-Finalization, N = Seamless, but not eligible for auto-finalization, Blank = N/A

**Permit-Bal:** reflects the Permit Balance in the postage statement referenced by this receipt record.

## A-3 Postage Statement Filter (Release 33)

In Release 24.0, a new Receipt File Settings parameter was added to allow selection between two levels of detail for postage statements. The 'Submission Level' returns the same results as prior to Release 24.0, a single receipt per job submission. The 'Billable Level' includes additional details for each billable statement.

**1. Submission Level** – Submission level is the basic postage statement filter that can be used for the Status Receipt files. All postage statement events will be populated on one line for the ASCII format and one block for the XML formats. If multiple postage statements are generated for a single job submission, then the system will populate events for the last postage statement that was generated. If the Submission Level filter is selected, events will not be populated for every postage statement that was generated.

### Sample ASCII Format Status Receipt – Submission Level:

```
transfer-status,1.0,RGSITB66,Scenario66,53590-3220,2010-03-24 11:13:10,P,P,P,T,,F,,0,
```

This Status Receipt shows the events that are populated for the last postage statement that was generated on a single line.

### Sample XML Format Status Receipt – Submission Level:

```
<?xml version="1.0"?>
<receipts><record-type><version>1.0</version><job-id>RGSITA18</job-
id><filename>scenario18</filename><verification-facility-zip-4>08739-0123</verification-facility-zip-
4><date-time>2010-03-24 10:29:29</date-time><validation>P</validation><job-acceptance>P</job-
acceptance><insert>P</insert><PS-generated>T</PS-generated><PS-finalized>R</PS-finalized><error-
code>0</error-code><error-message> </error-message></record-type></receipts>
```

This Status Receipt shows the events that are populated for the last postage statement that was generated in a single block.

### Sample Enhanced XML Format Status Receipt – Submission Level:

```
<?xml version="1.0"?>
<receipts><record-type><version>2.0</version><job-id>RGSITB66</job-
id><filename>Scenario66</filename><hdr-history-sequence-id>9997</hdr-history-sequence-
id><verification-facility-zip-4>53590-3220</verification-facility-zip-4><submitter-crid>4431786</submitter-
crid><date-time>2010-03-24 11:17:44</date-time><validation>P</validation><job-acceptance>P</job-
acceptance><insert>P</insert><PS-generated>T</PS-generated><PS-finalized>R</PS-
finalized><container-id>N/A</container-id><container-status>R</container-status><rtp-tx-
id>1050995</rtp-tx-id><mail-group-id>147773</mail-group-id><cust-group-id>RGSITB66</cust-group-
id><error-code>0</error-code><error-message> </error-message><total-postage>24141.97</total-
postage><total-pieces>49504</total-pieces><total-copies>0</total-copies></record-type></receipts>
```

This Status Receipt shows the events that are populated for the last postage statement that was generated in a single block.

**2. Billable Level** – Billable level is the detailed postage statement filter that can be used for the Status Receipt files. All postage statement events will be populated on one line for the ASCII format and one block for the XML formats. If multiple postage statements are generated for a single job submission, then the system will populate all events for each postage statement on a separate line for the ASCII format or a separate block for the XML formats.

Sample ASCII Format Status Receipt – Billable Level:transfer-  
status,1.0,RGSITY17,UpdScenario17,20260-2026,2010-04-22 11:13:29,P,P,P,T,,,0,

transfer-status,1.0,RGSITY17,UpdScenario17,20260-2026,2010-04-22 11:13:29,P,P,P,T,,,0,

This Status Receipt shows all of the events that are populated for each postage statement that was generated on separate lines.

#### Sample XML Format Status Receipt – Billable Level:

```
<?xml version="1.0"?>
<receipts><record-type><version>1.0</version><job-id>RGSITT17</job-
id><filename>UpdScenario17</filename><hdr-history-sequence-id>9999</hdr-history-sequence-
id><verification-facility-zip-4>20260-2026</verification-facility-zip-4><submitter-crid>4431786</submitter-
crid><date-time>2010-04-22 11:34:43</date-time><validation>P</validation><job-acceptance>P</job-
acceptance><insert>P</insert<PS-generated>T</PS-generated><error-code>0</error-code><error-
message> </error-message>

<record-type><version>1.0</version><job-id>RGSITT17</job-
id><filename>UpdScenario17</filename><hdr-history-sequence-id>9999</hdr-history-sequence-
id><verification-facility-zip-4>20260-2026</verification-facility-zip-4><submitter-crid>4431786</submitter-
crid><date-time>2010-04-22 11:34:43</date-time><validation>P</validation><job-acceptance>P</job-
acceptance><insert>P</insert<PS-generated>T</PS-generated><error-code>0</error-code><error-
message> </error-message>
```

This Status Receipt shows all of the events that are populated for each postage statement that was generated in separate blocks.

#### Sample Enhanced XML Format Status Receipt – Billable Level:

```
<?xml version="1.0"?>
<receipts><record-type><version>2.0</version><job-id>RGSITU17</job-
id><filename>UpdScenario17</filename><hdr-history-sequence-id>9999</hdr-history-sequence-
id><verification-facility-zip-4>20260-2026</verification-facility-zip-4><submitter-crid>4431786</submitter-
crid><date-time>2010-04-22 13:38:43</date-time><validation>P</validation><job-acceptance>P</job-
acceptance><insert>P</insert><qual-generated>T</qual-generated><PS-generated>T</PS-
generated><container-id>000002</container-id><container-status>R</container-status><rtp-tx-
id>1089304</rtp-tx-id><mail-group-id>149802</mail-group-id><cust-group-id>RGSITU17</cust-group-
id><error-code>0</error-code><error-message> </error-message><total-postage>43.13</total-
postage><total-pieces>136</total-pieces><total-copies>136</total-copies></record-type>

<record-type><version>2.0</version><job-id>RGSITU17</job-
id><filename>UpdScenario17</filename><hdr-history-sequence-id>9999</hdr-history-sequence-
id><verification-facility-zip-4>20260-2026</verification-facility-zip-4><submitter-crid>4431786</submitter-
crid><date-time>2010-04-22 13:38:43</date-time><validation>P</validation><job-acceptance>P</job-
acceptance><insert>P</insert><qual-generated>T</qual-generated><PS-generated>T</PS-
generated><container-id>000001</container-id><container-status>R</container-status><rtp-tx-
id>1089303</rtp-tx-id><mail-group-id>149802</mail-group-id><cust-group-id>RGSITU17</cust-group-
id><error-code>0</error-code><error-message> </error-message><total-postage>49.47</total-
postage><total-pieces>125</total-pieces><total-copies>125</total-copies></record-type></receipts>
```

This Status Receipt shows all of the events that are populated for each postage statement that was generated in separate blocks.

## A-4 Status Receipt File Content (Release 34)

The receipt file conforms to these specifications:

A receipt file shall contain one or more records represented by ASCII text or XML. The text shall be in the subset of ASCII characters indicated by the decimal values 33 to 126.

A new line character or sequence of characters (this is platform dependent) shall terminate each record.

The records of a receipt file shall contain a predefined character that shall serve to distinguish its fields. The default character shall be a comma “,”.

Note: Customize the ‘delimiter’ character by changing the `status.receipt.field.delimiter` parameter in the `MDRSETTINGS.CONF` file. For more information, see Batch Processing.

The receipt file record may have various types. Only one record type has been specified at this point.

A record in a receipt file shall commence with a “record-type” field that shall serve in the record’s identification. Following the record-type field shall be various character-delimited fields following a predefined sequence.

## A-5 Record Format (Release 34)

This Section provides details about the receipt file’s record formats. For additional information about `MDRSETTINGS.CONF` parameters, see Batch Processing.

Record Type: status receipts

The *PostalOne!* system allows Batch Processor users to receive Mail.dat transaction confirmations in the form of Status Receipt files. The Status Receipt file indicates the successive stages of a Mail.dat transaction being processed and can be transmitted in three formats: ASCII, XML, and Enhanced XML.

### 1. ASCII Receipt File Format

The ASCII Status Receipt file will display all field names and events on one line for a single job submission. The field names and events will be separated by the delimiter selected by the user via the `MDRSETTINGS.CONF` file or the MDR client application. The user will need to count the field positions to determine which events are populated in the Status Receipt file. The first event will appear immediately after the ‘date-time’ field. The last event will appear immediately before the ‘error-code’ field. The following is tracked as issue 60111: There is an extra space at the end of each record and there is an extra empty line at the end of the file. See the *PostalOne!* Issues List for the scheduling of the issue fix at <http://ribbs.usps.gov/index.cfm?page=intellmaillatestnews>.

The current record type for *PostalOne!* Status Receipt files is: *transfer-status*.

The *transfer-status* record shall serve to indicate the progress of the processing of a Mail.dat file transferred to the *PostalOne!* Java upload server. The record shall trace, through its fields, the validation, the loading, and the processing of postage statements for a Mail.dat file transfer. The format for job status records is as follows:

```
transfer-status<char-del>version<char-del>jobid<char-del>filename<char-  
del>verification-facility-  
zip+4<char-del>date-time<char-del>client-  
validation<char-del>job-acceptance<char-del>insert<char-del>PS-gen<char-del>PS-  
canceled<char-del>PS-fin<char-del>mpu-edit<char-del>error-code<char-del>error-  
msg<char-del>server-validation<new-line>
```

## Field Descriptions

**transfer-status:** represents the literal text that will be placed at the beginning of a transfer-status record.

**<char-del>:** represents the ASCII character used as the field delimiter.

**version:** the version of this receipt file. (e.g. 1.0)

**jobid:** the Mail.dat Job ID as presented in the header file specification of Mail.dat.

**filename:** the part of the name of a Mail.dat file without the extension. For example, if the files sent are fooHDR, fooCSM and fooCQT, the "filename" is foo. If the receipt record is for a finalized, a canceled or a reversed postage statement, this record will contain the container ID of one of the containers that was finalized, canceled, or reversed.

**verification-facility-zip+4:** The ZIP+4 Code of the mailing facility where verification occurred.

**date-time:** a time stamp, represented in the 24 hour time system, which indicates the creation or the receipt of a file. The Java upload server provides the time that is used.

**client-validation:** a binary value of "P" or "F" indicating successful client validation or failed client validation, respectively, of a Mail.dat file.

**job-acceptance:** a binary value of "P" or "F" indicating whether a file has been successfully loaded to the Java upload server's data repository for loading to a database.

**insert:** a binary value of "P" or "F" indicating the successful loading of a job from the Java upload server's data repository to the database.

**PS-gen:** a Boolean value of "T" or "F" indicating whether a postage statement has been generated or has not been generated.

**PS-canceled:** a value of "C" or <empty> indicating whether a postage statement has been canceled or no action has been taken, respectively.

**PS-fin:** a value of "F", "R" or <empty> indicating whether a postage statement has been finalized, reversed or no action has been taken, respectively.

**mpu-edit:** a value of "T" or <empty> indicating whether an mpu edit has occurred on the front-end or not. This field is not currently populated by *PostalOne!*, so it will always be <empty>.

**error-code:** a numeric error code generated by the *PostalOne!* Java upload server that represents the occurrence or absence of an error. A zero in the field indicates the absence of error.

**error-msg:** a message generated by the *PostalOne!* Java upload server that describes, with brevity, an error or warning that has occurred. If there is no error or warning, this field will be empty.

**server-validation:** a binary value of "P" or "F" indicating successful server validation or failed server validation, respectively, of a Mail.dat file.

**<new-line>:** the platform-specific new line character sequence.

## 2. XML Receipt File Format (Existing XML)

The following is the XML schema for Status Receipts:

```
<?xml version="1.0" encoding="UTF-8"?>
```

```

<xs:schema xmlns:xs="http://www.w3.org/2001/XMLSchema"
elementFormDefault="qualified" attributeFormDefault="unqualified">
  <xs:element name="receipts">
    <xs:complexType>
      <xs:all>
        <xs:element name="record-type">
          <xs:annotation>
            <xs:documentation>The current record type for PostalOne!
receipt files is: transfer-status. The transfer-status record shall serve to
indicate the progress of the processing of a Mail.dat file transferred to the
PostalOne! Java upload server. The record shall trace, through its fields, the
validation, the loading, and the processing of postage statements for a Mail.dat
file transfer.</xs:documentation>
          </xs:annotation>
          <xs:complexType>
            <xs:all>
              <xs:element name="version">
                <xs:annotation>
                  <xs:documentation>the version of this receipt file.
(Version 1.0 for XML and ASCII formats)</xs:documentation>
                </xs:annotation>
              </xs:element>
              <xs:element name="job-id">
                <xs:annotation>
                  <xs:documentation>Mail.dat Job ID as presented in the
header file specification of Mail.dat.</xs:documentation>
                </xs:annotation>
              </xs:element>
              <xs:element name="filename">
                <xs:annotation>
                  <xs:documentation>the name of a Mail.dat file without
the extension. For example, if the files sent are fooHDR, fooCSM and fooCQT, the
filename is foo. If the receipt record is for a finalized, a canceled or a
reversed postage statement, this record will contain the container ID of one of
the containers that was finalized, canceled, or reversed.</xs:documentation>
                </xs:annotation>
              </xs:element>
              <xs:element name="verification-facility-zip-4">
                <xs:annotation>
                  <xs:documentation>The zip plus 4 code of the mailing
facility where verification occurred.</xs:documentation>
                </xs:annotation>
              </xs:element>
              <xs:element name="date-time">
                <xs:annotation>
                  <xs:documentation>a time stamp, represented in the 24
hour time system, that indicates the creation or the receipt of a file. The Java
upload server provides the time that is used.</xs:documentation>
                </xs:annotation>
              </xs:element>
              <xs:element name="client-validation">
                <xs:annotation>
                  <xs:documentation>a binary value of P or F indicating
successful client validation or failed client validation, respectively, of a
Mail.dat file.</xs:documentation>
                </xs:annotation>
              </xs:element>
              <xs:element name="job-acceptance">
                <xs:annotation>

```

```

        <xs:documentation>a binary value of P or F indicating
whether a file has been successfully loaded to the Java upload server's data
repository for loading to a database.</xs:documentation>
    </xs:annotation>
</xs:element>
<xs:element name="insert">
    <xs:annotation>
        <xs:documentation>a binary value of P or F indicating
the successful loading of a job from the Java upload server's data repository to
the database.</xs:documentation>
    </xs:annotation>
</xs:element>
<xs:element name="PS-generated">
    <xs:annotation>
        <xs:documentation>a Boolean value of T or F indicating
whether a postage statement has been generated or has not been
generated.</xs:documentation>
    </xs:annotation>
</xs:element>
<xs:element name="PS-canceled">
    <xs:annotation>
        <xs:documentation>a value of C or null indicating
whether a postage statement has been canceled or no action has been taken,
respectively.</xs:documentation>
    </xs:annotation>
</xs:element>
<xs:element name="PS-finalized">
    <xs:annotation>
        <xs:documentation>a value of F, R or null indicating
whether a postage statement has been finalized, reversed or no action has been
taken, respectively.</xs:documentation>
    </xs:annotation>
</xs:element>
<xs:element name="mpu-edit">
    <xs:annotation>
        <xs:documentation>a value of T or null indicating
whether an mpu edit has occurred on the front-end or not. This field is not
currently populated by PostalOne!, so it will not be included.</xs:documentation>
    </xs:annotation>
</xs:element>
<xs:element name="error-code">
    <xs:annotation>
        <xs:documentation>a numeric error code generated by
the PostalOne! Java upload server that represents the occurrence or absence of an
error. A zero in the field indicates the absence of error.</xs:documentation>
    </xs:annotation>
</xs:element>
<xs:element name="error-message">
    <xs:annotation>
        <xs:documentation>a message generated by the
PostalOne! Java upload server that describes, with brevity, an error or warning
that has occurred. If there is no error or warning, this field will be
null.</xs:documentation>
    </xs:annotation>
</xs:element>
<xs:element name="server-validation">
    <xs:annotation>
        <xs:documentation>a binary value of P or F indicating
successful server validation or failed server validation, respectively, of a
Mail.dat file.</xs:documentation>
    </xs:annotation>

```



```

        </xs:annotation>
      </xs:element>
    </xs:all>
  </xs:complexType>
</xs:element>
</xs:all>
</xs:complexType>
</xs:element>
</xs:schema>

```

The current record type for *PostalOne!* Status Receipt files is: *transfer-status*.

### **Field Descriptions:**

**transfer-status:** represents the literal text that will be placed at the beginning of a transfer-status record.

**version:** the version of this receipt file. (e.g. 1.0)

**jobid:** the Mail.dat Job ID as presented in the header file specification of Mail.dat.

**filename:** the part of the name of a Mail.dat file without the extension. For example, if the files sent are fooHDR, fooCSM and fooCQT, the “filename” is foo. If the receipt record is for a finalized, a canceled or a reversed postage statement, this record will contain the container ID of one of the containers that was finalized, canceled, or reversed.

**verification-facility-zip+4:** The ZIP+4 Code of the mailing facility where verification occurred.

**date-time:** a time stamp, represented in the 24 hour time system, which indicates the creation or the receipt of a file. The Java upload server provides the time that is used.

**client-validation:** a binary value of “P” or “F” indicating successful client validation or failed client validation, respectively, of a Mail.dat file.

**job-acceptance:** a binary value of “P” or “F” indicating whether a file has been successfully loaded to the Java upload server’s data repository for loading to a database.

**insert:** a binary value of “P” or “F” indicating the successful loading of a job from the Java upload server’s data repository to the database.

**PS-gen:** a Boolean value of “T” or “F” indicating whether a postage statement has been generated or has not been generated.

**PS-canceled:** a value of “C” or <empty> indicating whether a postage statement has been canceled or no action has been taken, respectively.

**PS-fin:** a value of “F”, “R” or <empty> indicating whether a postage statement has been finalized, reversed or no action has been taken, respectively.

**mpu-edit:** a value of “T” or <empty> indicating whether an mpu edit has occurred on the front-end or not. This field is not currently populated by *PostalOne!*, so it will always be <empty>.

**error-code:** a numeric error code generated by the *PostalOne!* Java upload server that represents the occurrence or absence of an error. A zero in the field indicates the absence of error.

**error-msg:** a message generated by the *PostalOne!* Java upload server that describes, with brevity, an error or warning that has occurred. If there is no error or warning, this field will be empty.

**server-validation:** a binary value of "P" or "F" indicating successful server validation or failed server validation, respectively, of a Mail.dat file.

### 3. Enhanced XML Receipt File Format

The following is the Enhanced XML schema for Status Receipts supported in Release 24.0. This file format is built on the existing XML Receipt File Layout but includes additional fields for newly supported events and additional data returned.

```
<?xml version="1.0" encoding="UTF-8"?>
<xs:schema xmlns:xs="http://www.w3.org/2001/XMLSchema" elementFormDefault="qualified"
attributeFormDefault="unqualified">
  <xs:element name="receipts">
    <xs:complexType>
      <xs:all>
        <xs:element name="record-type">
          <xs:annotation>
            <xs:documentation>The current record type for PostalOne! receipt files is: transfer-
status. The transfer-status record shall serve to indicate the progress of the processing of a Mail.dat file
transferred to the PostalOne! Java upload server. The record shall trace, through its fields, the validation, the
loading, and the processing of postage statements for a Mail.dat file transfer.</xs:documentation>
          </xs:annotation>
          <xs:complexType>
            <xs:all>
              <xs:element name="version">
                <xs:annotation>
                  <xs:documentation>the version of this receipt file. (Version for Release
24.0 Enhanced XML will be 2.0)</xs:documentation>
                </xs:annotation>
              </xs:element>
              <xs:element name="job-id">
                <xs:annotation>
                  <xs:documentation>Mail.dat Job ID as presented in the header file
specification of Mail.dat.</xs:documentation>
                </xs:annotation>
              </xs:element>
              <xs:element name="filename">
                <xs:annotation>
                  <xs:documentation>the part of the name of a Mail.dat file without the
extension. For example, if the files sent are fooHDR, fooCSM and fooCQT, the filename is foo. If the receipt
record is for a finalized, a canceled or a reversed postage statement, this record will contain the container ID
of one of the containers that was finalized, canceled, or reversed.</xs:documentation>
                </xs:annotation>
              </xs:element>
              <xs:element name="verification-facility-zip-4">
                <xs:annotation>
                  <xs:documentation>The zip plus 4 code of the mailing facility where
verification occurred.</xs:documentation>
                </xs:annotation>
              </xs:element>
              <xs:element name="Submitter-CRID">
                <xs:annotation>
                  <xs:documentation>The CRID of the submitter. </xs:documentation>
                </xs:annotation>
              </xs:element>
            </xs:all>
          </xs:complexType>
        </xs:element>
      </xs:all>
    </xs:complexType>
  </xs:element>
</xs:schema>
```

```

    <xs:element name="date-time">
      <xs:annotation>
        <xs:documentation>a time stamp, represented in the 24 hour time
system, that indicates the creation or the receipt of a file. The Java upload server provides the time that is
used.</xs:documentation>
      </xs:annotation>
    </xs:element>
    <xs:element name="HDR-History-Sequence-ID">
      <xs:annotation>
        <xs:documentation>This represents the current Historical Header ID for
the Mail.dat submission that triggered the event. If the event did not originate during the processing of
Mail.dat, this field is not available</xs:documentation>
      </xs:annotation>
    </xs:element>
    <xs:element name="reject-job">
      <xs:annotation>
        <xs:documentation>This will only appear if the client rejects the job for
validation and will have a value F</xs:documentation>
      </xs:annotation>
    </xs:element>
    <xs:element name="client-validation">
      <xs:annotation>
        <xs:documentation>a binary value of P or F indicating successful client
validation or failed client validation, respectively, of a Mail.dat file.</xs:documentation>
      </xs:annotation>
    </xs:element>
    <xs:element name="job-acceptance">
      <xs:annotation>
        <xs:documentation>a binary value of P or F indicating whether a file has
been successfully loaded to the Java upload server's data repository for loading to a
database.</xs:documentation>
      </xs:annotation>
    </xs:element>
    <xs:element name="insert">
      <xs:annotation>
        <xs:documentation>a binary value of P or F indicating the successful
loading of a job from the Java upload server's data repository to the database.</xs:documentation>
      </xs:annotation>
    </xs:element>
    <xs:element name="Qual-generated">
      <xs:annotation>
        <xs:documentation>This would be a binary value of Y or N to reflect
whether a qualification report was generated by the submission.</xs:documentation>
      </xs:annotation>
    </xs:element>
    <xs:element name="PS-generated">
      <xs:annotation>
        <xs:documentation> a Boolean value of T or F indicating whether a
postage statement has been generated or has not been generated.</xs:documentation>
      </xs:annotation>
    </xs:element>
    <xs:element name="PS-canceled">
      <xs:annotation>
        <xs:documentation>a value of C or null indicating whether a postage
statement has been canceled or no action has been taken, respectively.</xs:documentation>
      </xs:annotation>
    </xs:element>

```

```

    <xs:element name="PS-finalized">
      <xs:annotation>
        <xs:documentation>a value of F, R or null indicating whether a postage
statement has been finalized, reversed or no action has been taken, respectively.</xs:documentation>
      </xs:annotation>
    </xs:element>
    <xs:element name="RTP-TX-ID">
      <xs:annotation>
        <xs:documentation>This reflects the Postage Statement ID assigned by
PostalOne!. This will only appear if the user has elected to receive statement data at some level of detail
other than at the "submission" or "billable" level.</xs:documentation>
      </xs:annotation>
    </xs:element>
    <xs:element name="Container-ID">
      <xs:annotation>
        <xs:documentation>For statement Mail.dat related events, it reflects the first CSM Container ID related to the
statement. This record will only appear if the user has elected to receive statement data at some level of
detail other than at the "submission" level or "billable".</xs:documentation>
      </xs:annotation>
    </xs:element>
    <xs:element name="Mail-Group-ID">
      <xs:annotation>
        <xs:documentation>This reflects the Mail Grouping ID by
PostalOne.</xs:documentation>
      </xs:annotation>
    </xs:element>
    <xs:element name="Cust-Group-ID">
      <xs:annotation>
        <xs:documentation>This reflects the Postage Grouping ID which for
Mail.dat submissions will be the same as the Job ID. </xs:documentation>
      </xs:annotation>
    </xs:element>
    <xs:element name="Total-Pieces">
      <xs:annotation>
        <xs:documentation>Displays the Total Pieces but does not include
adjustment for spoilage/shortage. This will only appear if the user has elected to receive statement data at
some level of detail other than at the "submission" level</xs:documentation>
      </xs:annotation>
    </xs:element>
    <xs:element name="Total-Copies">
      <xs:annotation>
        <xs:documentation>This reflects the Total Copies in the postage
statement referenced by this receipt record. This will only appear if the user has elected to receive statement
data at some level of detail other than at the "submission" or "billable" level.</xs:documentation>
      </xs:annotation>
    </xs:element>
    <xs:element name="Total-Postage">
      <xs:annotation>
        <xs:documentation> Displays the Total Postage but does not include
adjustment for spoilage/shortage. This will only appear if the user has elected to receive statement data at
some level of detail other than at the "submission" level.</xs:documentation>
      </xs:annotation>
    </xs:element>
    <xs:element name="error-code">
      <xs:annotation>

```

```

        <xs:documentation>a numeric error code generated by the PostalOne!
Java upload server that represents the occurrence or absence of an error. A zero in the field indicates the
absence of error.</xs:documentation>
    </xs:annotation>
</xs:element>
<xs:element name="error-message">
    <xs:annotation>
        <xs:documentation>a message generated by the PostalOne! Java
upload server that describes, with brevity, an error or warning that has occurred. If there is no error or
warning, this field will be null.</xs:documentation>
    </xs:annotation>
</xs:element>
<xs:element name="Container-Status">
    <xs:annotation>
        <xs:documentation> This reflects the Container Status, which will be P
when all containers are Preliminary, R when all containers are Ready to Pay, or N/A when there are
containers with differing container statuses (such as for a master statement). This reflects the Container
Status – either P for Preliminary or R for Ready to Pay. This will only appear if the user has elected to
receive statement data at the “submission” or “billable” level.</xs:documentation>
    </xs:annotation>
</xs:element>
<xs:element name="mpu-edit">
    <xs:annotation>
        <xs:documentation>a value of T or null indicating whether an mpu edit
has occurred on the front-end or not. This field is not currently populated by PostalOne!, so it is not
included.</xs:documentation>
    </xs:annotation>
</xs:element>
<xs:element name="server-validation">
    <xs:annotation>
        <xs:documentation>a binary value of P or F indicating
successful server validation or failed server validation, respectively, of a
Mail.dat file.</xs:documentation>
    </xs:annotation>
</xs:element>
</xs:all>
</xs:complexType>
</xs:element>
</xs:all>
</xs:complexType>
</xs:element>
</xs:schema>

```

The current record type for *PostalOne!* Status Receipt files is: *transfer-status*.

### **Field Descriptions:**

**transfer-status:** represents the literal text that will be placed at the beginning of a transfer-status record.

**version:** the version of this receipt file. (e.g. 1.0) This will be 2.0 for the Enhanced XML format.

**jobid:** the Mail.dat Job ID as presented in the header file specification of Mail.dat.

**filename:** the part of the name of a Mail.dat file without the extension. For example, if the files sent are fooHDR, fooCSM and fooCQT, the “filename” is foo. If the receipt record is for a finalized, a canceled or a

reversed postage statement, this record will contain the container ID of one of the containers that was finalized, canceled, or reversed.

**verification-facility-zip+4:** The ZIP+4 Code of the mailing facility where verification occurred.

**submitter-CRID:** The CRID of the submitter

**date-time:** a time stamp, represented in the 24 hour time system, which indicates the creation or the receipt of a file. The Java upload server provides the time that is used.

**hdr-history-sequence-id:** this represents the current Historical Header ID for the Mail.dat submissions that triggered the event. If the event did not originate during the processing of Mail.dat, this field is not available

**reject-job:** This will only appear if the client rejects the job for validation and will have a value of “F”

**client-validation:** a binary value of “P” or “F” indicating successful client validation or failed client validation, respectively, of a Mail.dat file.

**job-acceptance:** a binary value of “P” or “F” indicating whether a file has been successfully loaded to the Java upload server’s data repository for loading to a database.

**insert:** a binary value of “P” or “F” indicating the successful loading of a job from the Java upload server’s data repository to the database.

**Qual-generated:** a binary value of “Y” or “N” to reflect whether a qualification report was generated by the submission

**PS-gen:** a Boolean value of “T” or “F” indicating whether a postage statement has been generated or has not been generated.

**PS-canceled:** a value of “C” or <empty> indicating whether a postage statement has been canceled or no action has been taken, respectively.

**PS-fin:** a value of “F”, “R” or <empty> indicating whether a postage statement has been finalized, reversed or no action has been taken, respectively.

**rtp-tx-id:** This reflects the Postage Statement ID assigned by *PostalOne!*. This will only appear if the user has elected to receive statement data at the “submission” or “billable” level.

**container id:** for statement Mail.dat related events, it reflects the first CSM Container ID related to the statement. This record will only appear if the user has elected to receive statement data at the “submission” or “billable” level.

**mail-group-id:** reflects the Mail Grouping ID by *PostalOne!*

**cust-group-id:** reflects the Postage Grouping ID which for Mail.dat submissions will be the same as the Job ID.

**total-pieces:** reflects the Total Pieces in the postage statement referenced by this receipt record. This will only appear if the user has elected to receive statement data at the “submission” or “billable” level.

**total-copies:** reflects the Total Copies in the postage statement referenced by this receipt record. This will only appear if the user has elected to receive statement data at the “submission” or “billable” level.

**total-postage:** reflects the Total Postage in the postage statement referenced by this receipt record including all adjustments and postage affixes deductions. This will only appear if the user has elected to receive statement data at the “submission” or “billable” level.

**container-status:** reflects the Container Status, which will be P when all containers are Preliminary, R when all containers are Ready to Pay, or N/A when there are containers with differing container statuses (such as for a master statement).

**mpu-edit:** a value of "T" or <empty> indicating whether an mpu edit has occurred on the front-end or not. This field is not currently populated by *PostalOne!*, so it will always be <empty>.

**error-code:** a numeric error code generated by the *PostalOne!* Java upload server that represents the occurrence or absence of an error. A zero in the field indicates the absence of error.

**error-msg:** a message generated by the *PostalOne!* Java upload server that describes, with brevity, an error or warning that has occurred. If there is no error or warning, this field will be empty.

**server-validation:** a binary value of "P" or "F" indicating successful server validation or failed server validation, respectively, of a Mail.dat file.

## A-6 Postage Statement Filter (Release 34)

In Release 24.0, a new Receipt File Settings parameter was added to allow selection between two levels of detail for postage statements. The 'Submission Level' returns the same results as prior to Release 24.0, a single receipt per job submission. The 'Billable Level' includes additional details for each billable statement.

**Submission Level** – Submission level is the basic postage statement filter that can be used for the Status Receipt files. All postage statement events will be populated on one line for the ASCII format and one block for the XML formats. If multiple postage statements are generated for a single job submission, then the system will populate events for the last postage statement that was generated. If the Submission Level filter is selected, events will not be populated for every postage statement that was generated.

### Sample ASCII Format Status Receipt – Submission Level:

```
transfer-status,1.0,RGSITB66,Scenario66,53590-3220,2010-03-24 11:13:10,P,P,P,T,,F,,0,P
```

This Status Receipt shows the events that are populated for the last postage statement that was generated on a single line.

### Sample XML Format Status Receipt – Submission Level:

```
<?xml version="1.0"?>
<receipts>
  <record-type>
    <version>1.0</version>
    <job-id>RGSITA18</job-id>
    <filename>scenario18</filename>
    <verification-facility-zip-4>08739-0123</verification-facility-zip-4>
    <date-time>2010-03-24 10:29:29</date-time>
    <client-validation>P</client-validation>
    <job-acceptance>P</job-acceptance>
    <insert>P</insert>
    <PS-generated>T</PS-generated>
    <PS-finalized>R</PS-finalized>
    <error-code>0</error-code>
    <error-message> </error-message>
    <server-validation>P</server-validation>
  </record-type>
</receipts>
```



This Status Receipt shows the events that are populated for the last postage statement that was generated in a single block.

### Sample Enhanced XML Format Status Receipt – Submission Level:

```
<?xml version="1.0"?>
<receipts>
  <record-type>
    <version>2.0</version>
    <job-id>RGSITB66</job-id>
    <filename>Scenario66</filename>
    <hdr-history-sequence-id>9997</hdr-history-sequence-id>
    <verification-facility-zip-4>53590-3220</verification-facility-zip-4>
    <submitter-crid>4431786</submitter-crid>
    <date-time>2010-03-24 11:17:44</date-time>
    <client-validation>P</client-validation>
    <job-acceptance>P</job-acceptance>
    <insert>P</insert>
    <PS-generated>T</PS-generated>
    <PS-finalized>R</PS-finalized>
    <container-id>N/A</container-id>
    <container-status>R</container-status>
    <rtp-tx-id>1050995</rtp-tx-id>
    <mail-group-id>147773</mail-group-id>
    <cust-group-id>RGSITB66</cust-group-id>
    <error-code>0</error-code>
    <error-message> </error-message>
    <server-validation>P</server-validation>
    <total-postage>24141.97</total-postage>
    <total-pieces>49504</total-pieces>
    <total-copies>0</total-copies>
  </record-type>
</receipts>
```

This Status Receipt shows the events that are populated for the last postage statement that was generated in a single block.

**2. Billable Level** – Billable level is the detailed postage statement filter that can be used for the Status Receipt files. All postage statement events will be populated on one line for the ASCII format and one block for the XML formats. If multiple postage statements are generated for a single job submission, then the system will populate all events for each postage statement on a separate line for the ASCII format or a separate block for the XML formats.

Sample ASCII Format Status Receipt – Billable Level:transfer-  
status,1.0,RGSITY17,UpdScenario17,20260-2026,2010-04-22 11:13:29,P,P,P,T,,,0,P,

transfer-status,1.0,RGSITY17,UpdScenario17,20260-2026,2010-04-22 11:13:29,P,P,P,T,,,0,P,

This Status Receipt shows all of the events that are populated for each postage statement that was generated on separate lines.

**Sample XML Format Status Receipt – Billable Level:**

```
<?xml version="1.0"?>
```

```
<receipts>
  <record-type>
    <version>1.0</version>
    <job-id>RGSITT17</job-id>
    <filename>UpdScenario17</filename>
    <hdr-history-sequence-id>9999</hdr-history-sequence-id>
    <verification-facility-zip-4>20260-2026</verification-facility-zip-4>
    <submitter-crid>4431786</submitter-crid>
    <date-time>2010-04-22 11:34:43</date-time>
    <client-validation>P</client-validation>
    <job-acceptance>P</job-acceptance>
    <insert>P</insert>
    <PS-generated>T</PS-generated>
    <error-code>0</error-code>
    <error-message> </error-message>
    <server-validation>P</server-validation>
  </record-type>
</receipts>
```

```
<receipts>
  <record-type>
    <version>1.0</version>
    <job-id>RGSITT17</job-id>
    <filename>UpdScenario17</filename>
    <hdr-history-sequence-id>9999</hdr-history-sequence-id>
    <verification-facility-zip-4>20260-2026</verification-facility-zip-4>
    <submitter-crid>4431786</submitter-crid>
    <date-time>2010-04-22 11:34:43</date-time>
    <client-validation>P</client-validation>
    <job-acceptance>P</job-acceptance>
    <insert>P</insert>
    <PS-generated>T</PS-generated>
    <error-code>0</error-code>
    <error-message> </error-message>
    <server-validation>P</server-validation>
  </record-type>
</receipts>
```

This Status Receipt shows all of the events that are populated for each postage statement that was generated in separate blocks.

**Sample Enhanced XML Format Status Receipt – Billable Level:**

```
<?xml version="1.0"?>
```

```
<receipts>
  <record-type>
    <version>2.0</version>
    <job-id>RGSITU17</job-id>
    <filename>UpdScenario17</filename>
    <hdr-history-sequence-id>9999</hdr-history-sequence-id>
    <verification-facility-zip-4>20260-2026</verification-facility-zip-4>
    <submitter-crid>4431786</submitter-crid>
    <date-time>2010-04-22 13:38:43</date-time>
```

```

    <client-validation>P</client-validation>
    <job-acceptance>P</job-acceptance>
    <insert>P</insert>
    <qual-generated>T</qual-generated>
    <PS-generated>T</PS-generated>
    <container-id>000002</container-id>
    <container-status>R</container-status>
    <rtp-tx-id>1089304</rtp-tx-id>
    <mail-group-id>149802</mail-group-id>
    <cust-group-id>RGSITU17</cust-group-id>
    <error-code>0</error-code>
    <error-message> </error-message>
    <server-validation>P</server-validation>
    <total-postage>43.13</total-postage>
    <total-pieces>136</total-pieces>
    <total-copies>136</total-copies>
  </record-type>
</receipts>
<receipts>
  <record-type>
    <version>2.0</version>
    <job-id>RGSITU17</job-id>
    <filename>UpdScenario17</filename>
    <hdr-history-sequence-id>9999</hdr-history-sequence-id>
    <verification-facility-zip-4>20260-2026</verification-facility-zip-4>
    <submitter-crid>4431786</submitter-crid>
    <date-time>2010-04-22 13:38:43</date-time>
    <client-validation>P</client-validation>
    <job-acceptance>P</job-acceptance>
    <insert>P</insert>
    <qual-generated>T</qual-generated>
    <PS-generated>T</PS-generated>
    <container-id>000001</container-id>
    <container-status>R</container-status>
    <rtp-tx-id>1089303</rtp-tx-id>
    <mail-group-id>149802</mail-group-id>
    <cust-group-id>RGSITU17</cust-group-id>
    <error-code>0</error-code>
    <error-message> </error-message>
    <server-validation>P</server-validation>
    <total-postage>49.47</total-postage>
    <total-pieces>125</total-pieces>
    <total-copies>125</total-copies>
  </record-type>
</receipts>

```

This Status Receipt shows all of the events that are populated for each postage statement that was generated in separate blocks.

## Appendix B. Mail.dat File Definitions

This Appendix contains the names and definitions of each file used in Mail.dat and by the *PostalOne!* system. (Source: IDEAlliance *Users' Guide for Mail.dat*). The *PostalOne!* system does not support the following seven files.

- Postage Statement Record
- Seed Name Record
- Package Label Record
- IJ / Container Relationship Record
- Special Fees/Charges Record
- Manifest Individual Record (use the IMR file or the PDR file instead)
- Manifest Summary Record (use the IMR file or the PDR file instead)

For a file that is not supported, the *PostalOne!* system will allow the file to be included in a file set; however it will not perform any validations, upload or store those records.

The *PostalOne!* system supports 14 files with the following definitions.

**Table B-1. Mail.dat Files and Definitions**

File	Definition
Header (HDR)	The Header file is an introduction to the entire Mail.dat. It identifies who created the file, what version of the IDEAlliance standard was used (ensuring compatibility with other users), and when the file was created. Most importantly, it identifies the total file record count for each file type. If the quantity fields in the Header record say there are a differing number of records than received, it is the first indication that the file is incomplete and, therefore, invalid. The presort software used; history of who has touched this Mail.dat, and other information is also in the Header.
Segment (SEG)	The Segment file is used to identify all of those addresses that are considered as a group within a presort. It separates parts of a mailing that require different processing. The specification notes: <p style="margin-left: 40px;">In general, the fewer the segments in a Mail.dat, the better. It is only appropriate to create a unique segment when it is needed to separate part of a mailing for different processing. Segmenting should not be used to differentiate among entry points unless they will need to be processed in some fundamentally different fashion. Similarly, segmentation should not be used to create reporting categories from information that is otherwise available in the Mail.dat.</p> The Segment file identifies the class and characteristics of the mail preparation for each Segment.
Mailpiece Unit (MPU)	The Mailpiece Unit file contains the physical description of the whole mailpiece in terms of physical attributes, such as dimensions and ad

	percentages. Often, there is a single MPU within a Segment. Each Mail Piece Unit ID must be defined in each Segment ID. A particular Mail Piece Unit ID may be defined as identical to that same Mail Piece Unit ID in a different segment (SEG ID 0001, MPU ID 00001 = SEG ID 0002, MPU ID 00001). A particular Mail Piece ID may be defined as different from that same Mail Piece Unit ID in a different Segment (SEG ID 0001, MPU ID 00001 <> SEG ID 0002, MPU ID 00001). However, co-mingled mail, selectively inserted letters, and selectively bound catalogs/periodicals can have multiple Mailpiece Units associated with one segment. Another example of where there might be multiple Mailpiece Units in one segment is if multiple editions are produced in separate processes, but staged onto the same pallets on the backend in order to be presented as part of one mailing.
Mailer Postage Account (MPA)	The Mailer Postage Account file describes the mailer's permit and account information, including the payment method to be used and any special authorizations.
Component (CPT)	The Component file is used to define those parts of a Mailpiece Unit by the mail class for which they qualify. For example, a magazine is in the mail class of Periodicals. However, the publisher may decide to have a mailpiece that's ineligible for Periodicals rates to be attached to the front of the magazine. The ineligible mailpiece might be a Standard Mail™ piece. Each of these parts would be identified with a separate Component record that is linked to the appropriate MPU.
Component Characteristic Record (CCR)	The component characteristics record is used to define zero to many characteristics of a component record. The characteristics may be content of mail, incentives, or fees.
MPU/Component Relationship (MCR)	The MPU/Component Relationship file is a table relating the two variables. Like the MPU and Segments relationships, often there is a one-to-one relationship with an MPU and a Component. However, as described in the above file definition, there are exceptions. Periodicals with First-Class Mail attachments and Periodicals with Standard Mail enclosures are two examples.
Container Summary (CSM)	The Container Summary file identifies each container, its level, its destination, the point of entry and the contents in terms of rates, copies, pieces and weight. Pallets, sacks, and trays are containers. There will be one Container Summary per container.
Intelligent Mail Range (IMR)	The Intelligent Mail Range Record file allows a mailer to identify full-service piece characteristics and more than one range per container, pallet, tray, sack etc. This optional file can be used as an alternative to providing a PDR file. Mailers should use this file for mailings with a large number of pieces that would otherwise require a very large PDR file.
Container Quantity (CQT)	The Container Quantity file supplies quantitative details about the content of each container. It summarizes the contents of each container in terms of MPUs, zones, and rate categories. It also supplies copy and piece counts at this level of detail. Unlike the usually limited relationship of MPU/Segment, and Component /MPU, it is expected that there will be a great number of Container Quantity records linked to the same Container Summary.
Package Quantity (optional) (PQT)	The Package Quantity file presents a finer level of detail defining the quantity, rate, weight, and package destination for every package in a container. This file is required for MLOCR mailings, or if the application is to produce a standard USPS Qualification report and/or provide input to the USPS <i>PostalOne!</i> system. For Periodicals mailings, this file is required for production of the PS Form 3541 postage statement, qualification report, and Outside County container and bundle report.
Walk Sequence (optional)	The Walk Sequence file provides detail for carrier route packages in a Walk

(WSR)	Sequence mailing: package ZIP Code, carrier route number, walk sequence type, total stops made, and total possible stops.
Piece Detail (optional) (PDR)	The Piece Detail file is used by the individual “manifest” mailing procedures. For non-manifest mailings, PDR files should be used to identify individual wasted pieces in a mailing, or for full-service mailings that lack sequentially numbered IM barcodes or a single mailing ID for all pieces in the mailing. To specify spoilage and shortage use either a PAR file or a PDR file.
Postage Adjustment (optional) (PAR)	The Postage Adjustment file defines any postage adjustments required to be made, as compared to the anticipated production specifics as supplied within the Mail.dat. An example would be a penalty for too many unreadable barcodes. To specify spoilage and shortage use either a PAR file or a PDR file. If using the PAR file, submit only one PAR file per Mail.dat job.
Original Container Identification (OCI)	The OCI file links a new container with an original container and allows customers to tie or link container information between Jobs from Mail.dat and Mail.XML.
Piece Barcode (optional) (PBC)	The Piece Barcode files is used as an alternative to the PDR file.

## Appendix C. Mail.dat Field Validation

This Appendix contains the field validations the *PostalOne!* system enforces for Mail.dat file submissions, separated by the record containing the field(s). Although very close, these are not identical validations to the Mail.dat IDEAlliance specifications; rather, this is how the *PostalOne!* system validates the fields.

The following conventions will apply for each data type in the respective fields as indicated, except as noted in specific record layouts.

Alphanumeric = The recommendation is to left-justify these fields, and fill the right with spaces. For example, KC123ID should be "KC123ID ". Some fields do not allow special characters (letters and numbers only). The number sign '#' is reserved as a closing character, but most fields labeled alphanumeric accept the following characters in addition to uppercase letters, lowercase letters, and numbers:

**Table C- 1. ASCII Symbols Allowed**

Hex	Symbol	Description	Hex	Symbol	Description
20		Space	3B	;	Semicolon
21	!	Exclamation Point	3C	<	Less Than Sign
22	"	Double Quotes	3D	=	Equal Sign
24	\$	Dollar Sign	3E	>	Greater Than Sign
25	%	Percent Sign	3F	?	Question Mark
26	&	Ampersand	40	@	At Symbol
27	'	Single Quote	5B	[	Opening Bracket
28	(	Opening Parenthesis	5C	\	Backslash
29	)	Closing Parenthesis	5D	]	Closing Bracket
2A	*	Asterisk	5E	^	Caret - Circumflex
2B	+	Plus Sign	5F	_	Underscore
2C	,	Comma	60	`	Grave Accent
2D	-	Minus Sign - Hyphen	7B	{	Opening Brace
2E	.	Period	7C		Vertical Bar – Currently Unsupported
2F	/	Slash	7D	}	Closing Brace
3A	:	Colon	7E	~	Equivalency Sign – Tilde

Numeric – The recommendation is to right-justify these fields, and fill the left with zeros. For example, 123 should be "00123". The *PostalOne!* system will accept some numeric fields without leading zeros. In this case do not use the same value with and without leading zeros (e.g., 00123 and 123) for the same field in the same job or in subsequent transmissions because the *PostalOne!* system considers these to be two different values and will in some cases block update jobs or create extra postage statements for key postage statement generation fields.

Numeric Decimal – For some fields, a decimal place is automatically added to the field. Fill smaller numbers with zeros if necessary to place the decimal in the correct location. For these fields, this technical specification uses the letter "v" to indicate where the decimal appears. For example, to fit in a field marked as 99v9999, the value 1.23 should be "012300".

If a field does not require the use of conventional values and is not used in the mailing, then use a space-filled field.

Note: Fields marked with a single asterisk (\*) are required by the *PostalOne!* system, in addition to the fields required by the Mail.dat specification. Fields marked with multiple asterisks indicate a special note at the end of the table. Every file record has a closing character # that must be in the position specified by the Mail.dat specification and there must be no further characters after the closing character.

## Header Record

**Table C- 2. Header Record - HDR**

Field	Acceptable Values	Notes
Job ID	Alphanumeric	Required. If numeric only, fill left with zeros. No special characters allowed. The Job ID Field is user managed and must remain unique within one user license code.  <i>PostalOne!</i> does not support updates of this field, only one Job ID is allowed in a Mail.dat file.
IDEAlliance Version	11-2, 12-1, 12-2	Required.
Header History Sequence Number	Numeric	Required unique for subsequent submission of the same job number.  <i>PostalOne!</i> does not support updates of this field; Change the Current Active Header record to change the Header History Sequence Number.
Header History Status	C, H	Required. There must be one 'current' C header record present for a job in a HDR file. All history H records will be ignored
Historical Job ID	Alphanumeric	Required. If numeric only, fill left with zeros.
Licensed User's Job Number	Alphanumeric	Required by the <i>PostalOne!</i> system.
Job Name/Title & Issue	Alphanumeric	Required.
File Source	Alphanumeric	Required.
User License Code	Alphanumeric	Required by the <i>PostalOne!</i> system. The Postal Service systems treat the User License Code or provider code as case sensitive. Must begin with an alpha code and may not have spaces or special characters.
Contact Name	Alphanumeric	Required.
Contact Telephone Number	Telephone Number	Required. No "000" area codes. Must have 10-digits. Example: 9999999999
Date Prepared	Date	Required. YYYYMMDD - Example: 20061225
Time Prepared	Time	Required. HH:MM – Example: 13:30



<b>Field</b>	<b>Acceptable Values</b>	<b>Notes</b>
Segmenting Criteria	Alphanumeric	Required.
Segment Record Count	Numeric	Required. Must match the record count of the Segment file.
Segment File Status	O,C,D,U,N	Required.
Mail Piece Unit Record Count	Numeric	Required. Must match the record count of the Mail Piece Unit file.
Mail Piece Unit File Status	O,C,D,U,N	Required. Must be populated with 'N' or 'O' if the Mail Piece Unit file is not included. If populated with 'O' the record count must be greater than 0.
MPU / C Relationship Record Count	Numeric	Required. Must match the record count of the MPU/C Relationship file.
MPU / C Relationship File Status	O,C,D,U,N	Required. Must be populated with 'N' or 'O' if the MPU / C file is not included. If populated with 'O' the record count must be greater than 0.
Mailer Postage Account Record Count	Numeric	Required. Must match the record count of the Mailer Postage Account file.
Mailer Postage Account File Status	O,C,D,U,N	Required. Must be populated with 'N' or 'O' if the Mailer Postage Account file is not included. If populated with 'O' the record count must be greater than 0.
Component Record Count	Numeric	Required. Must match the record count of the Component file.
Component File Status	O,C,D,U,N	Required. Must be populated with 'N' or 'O' if the Component file is not included. If populated with 'O' the record count must be greater than 0.
Component Characteristic Record Count (Mail.dat V 12-1)	Numeric	Required. Must match the record count of the Component Characteristics file.
Component Characteristic Record Status (Mail.dat V 12-1)	O,C,D,U,N	Required. Must be populated with 'N' or 'O' if the Component Characteristics file is not included. If populated with 'O' the record count must be greater than 0.
Container Summary Record Count	Numeric	Required. Must match the record count of the Container Summary Record file.
Container Summary File Status	O,C,D,U,N	Required. Must be populated with 'N' or 'O' if the Container Summary file is not included. If populated with 'O' the record count must be greater than 0.
Container Quantity Record Count	Numeric	Required. Must match the record count of the Container Quantity Record file.
Container Quantity File Status	O,C,D,U,N	Required. Must be populated with 'N' or 'O' if the Container Quantity file is not included. If populated with 'O' the record count must be greater than 0.
Package Quantity Record Count	Numeric	Required. Must match the record count of the Package Quantity Record file.
Package Quantity File Status	O,C,D,U,N	Required. Must be populated with 'N' or 'O' if the Package Quantity file is not

Field	Acceptable Values	Notes
		included. If populated with 'O' the record count must be greater than 0.
Walk Sequence Record Count	Numeric	Required. Must match the record count of the Walk Sequence Record file.
Walk Sequence File Status	O,C,D,U,N	Must be populated with 'N' or 'O' if the Walk Sequence file is not included. If populated with 'O' the record count must be greater than 0.
Seed Name Record Count	Numeric	Ignore file
Seed Name File Status	O,C,D,U,N	Ignore file
Package Label Record Count	Numeric	Ignore file
Package Label File Status	O,C,D,U,N	Ignore file
IJ / C Relationship Record Count	Numeric	Ignore file
IJ / C Relationship File Status	O,C,D,U,N	Ignore file
Piece Detail Record Count	Numeric	Required. Must match the record count of the Piece Detail Record file.
Piece Detail File Status	O,C,D,U,N	Required. Must be populated with 'N' or 'O' if the Piece Detail file is not included. If populated with 'O' the record count must be greater than 0.
Piece Barcode Record Count	Numeric	Required. Must match the record count of the Piece Barcode Record file.
Piece Barcode File Status	O,C,D,U,N	Required. Must be populated with 'N' or 'O' if the Piece Barcode file is not included. If populated with 'O' the record count must be greater than 0.
Special Fee/Charge Record Count	Numeric	Ignore file
Special Fee/Charge File Status	O,C,D,U,N	Ignore file
Postage Adjustment Record Count	Numeric	Required. Must match the record count of the Postage Adjustment Record file.
Postage Adjustment File Status	O,C,D,U,N	Required. Must be populated with 'N' or 'O' if the Postage Adjustment file is not included. If populated with 'O' the record count must be greater than 0.
Postage Statement Record Count	Numeric	Ignore file.
Postage Statement Record File Status	O,C,D,U,N	Ignore file.
Intelligent Mail Range Record Count	Numeric	Required. Must match the record count of the Intelligent Mail Range Record file.
Intelligent Mail Range File Status	O,C,D,U,N	Required for full-service if using the IMR file. Must be populated with 'N' or 'O' if the Intelligent Mail Range file is not included. If populated with 'O' the record count must be greater than 0.
Original Container Identification Record Count	Numeric	Required for copalletization. Must match the record count of the Original Container Identification Record.
Original Container Identification File Status	O,C,D,U,N	Required for copalletization. Must be populated with 'N' or 'O' if the Original Container Identification file is not

Field	Acceptable Values	Notes
		included. If populated with 'O' the record count must be greater than 0.
Mail.dat Presentation Category	P,M,I,S,C	Required. Use P for presort, M for MLOCR, I for Individual Manifest, S for Summary Manifest or C for Consolidated Internal Copal job with linked logical and presort mailings. There must be one and only one Segment ID if the Header Mail.dat Presentation category is M. Note: Manifest values (I and S) are processed like presort mail (P).
Original Software Vendor Name	Alphanumeric	Required.
Original Software Product's Name	Alphanumeric	Required.
Original Software Version	Alphanumeric	Required.
Original Software Vendor's Email	Alphanumeric	Required.
Mail.dat Software Vendor Name	Alphanumeric	Required.
Mail.dat Software Product's Name	Alphanumeric	Required.
Mail.dat Software Version	Alphanumeric	Required.
Mail.dat Software Vendor's Email	Alphanumeric	Required.
Licensed User's Email	Alphanumeric	Required.
Event Manager Audit Code	Alphanumeric	
Software Vendor's ZAP Option	Numeric	Required for Periodicals with original or preliminary container status. This differs from the Mail.dat specification.
Zone Matrix Date	Numeric	YYYYMMDD
Information Exchange	Alphanumeric	
User Option Field	Alphanumeric	
Closing Character	#	Required. No characters are permitted after the closing character.

## Segment Record

Table C- 3. Segment Record - SEG

Field	Acceptable Values	Notes
Job ID	Alphanumeric	Must match Job ID of Header. Required.
Segment ID	Alphanumeric	If numeric only, fill left with zeros. There must be at least one Segment ID. There must be one and only one Segment ID if the Header Mail.dat Presentation category is M. Required.  <i>Posta/One!</i> does not support updates of this field, only inserts of new records are supported for the key fields.
Segment Description	Alphanumeric	Required

Field	Acceptable Values	Notes
Class Defining Preparation	1,2,3,4	Class must be 1 (First-Class Mail), 2 (Periodicals), 3 (Standard Mail) or 4 (Package Services). For Pending Periodicals, use "2". Must also populate Principal Processing Category. Required by the <i>PostalOne!</i> system.
Principal Processing Category	LT,FL,CD,CM,IR,MM,MP, (NA & NB not accepted for CSM Postage Statement Mailing Date on or after Jan 22, 2012),NP	Required by the <i>PostalOne!</i> system. Must also populate Class Defining Preparation. Principal Processing Category is validated by class as follows. First-Class Mail: LT, FL, CD, PF, MP, IR, NP Periodicals: LT, FL, IR, MP, NP Standard Mail: LT, FL, MP, IR, NP, ,(NA & NB not accepted for CSM Postage Statement Mailing Date on or after Jan 22, 2012),CM (CM=Customized MarketMail (CMM)) Package Services: FL, MP, IR, NP The <i>PostalOne!</i> system will validate that seg Principal Processing Category contains the same value as the .mpu Processing Category.
Mail Sacking Criteria – CR/ECR	CO,CF,CB,PC,TP,PT	Mail Sacking Criteria is validated as follows: First-Class Mail and Periodicals: not applicable Standard Mail: CO, CF, CB Package Services: PC, TP, PT
Mail Sacking Criteria – 3 or 5 digit	CO,CF,CB,PC,TP,PT	See Mail Sacking Criteria – CR/ECR.
Mail Sacking Criteria – Basic	CO,CF,CB,PC,TP,PT	See Mail Sacking Criteria – CR/ECR.
Substituted Container Prep	S,T	
Periodicals Newspaper Treatment	Y,N	
Logical/Physical Container Indicator	L,P	Required.
Log/Phy Package Indicator	L,P	Required.
Production Set-up Code	Alphanumeric	
LOT Database Date	Date	Required. YYYYMMDD - Example: 20061225. Fill with 00010101 if no date available; lack of a valid date may impact rate eligibility.
Sibling Container Mailing	'Y', ' ' (space)	Not used by the <i>PostalOne!</i> system
Verification Facility Name	Alphanumeric	Required for the <i>PostalOne!</i> system.
Verification Facility ZIP+4	Numeric	Fill with the ZIP Code + 4 without a hyphen. Example: 123451234. the facility at this ZIP Code.
Confirm Indicator	N,P,R,S,' ' (space)	

Field	Acceptable Values	Notes
Static Planet Code	Alphanumeric	Required if the Confirm Indicator is "S" and must be 11 digits long.
L.O.T. Direction Indicator	F,R	
Barcode Verifier Indicator	Y,N	Required for MLOCR Presentation Category.
Package Services Packaging Criteria	PC,PD,CB	Optional.
Automation Coding Date	Date	Required. YYYYMMDD - Example: 20061225. Fill with 00010101 if no date available or no automation mail; lack of a valid date may impact price eligibility. The system will validate that <i>Automation Coding Date</i> cannot be more than 180 calendar days before the <i>.csm Postage Statement Mailing Date</i> for Non-Carrier Route Mail (CQT <i>Rate Category</i> is E, H, L, L1, L2, L3, or L4). The system will validate that <i>Automation Coding Date</i> cannot be more than 90 calendar days before the <i>.csm Postage Statement Mailing Date</i> for Carrier Route Mail (CQT <i>Rate Category</i> is A, B, D, AF, BF, DF, or O).  In the case of multiple dates, the system will use the oldest date that is not the default date of 00010101.
Carrier Route Coding Date	Date	Required. YYYYMMDD - Example: 20061225. Fill with 00010101 if no Carrier Route Mail.  In the case of multiple dates, the system will use the oldest date that is not the default date of 00010101.
Carrier Route Sequencing Date	Date	Required. YYYYMMDD - Example: 20061225. Fill with 00010101 if no Carrier Route Mail.  In the case of multiple dates, the system will use the oldest date that is not the default date of 00010101.
EMD Barcode Indicator	M,S,P	
EMD Mailing-Generic Package Barcode	Alphanumeric	
Move Update Date	Date	Required for Move Update Method values 1, 2, 3, and 5. YYYYMMDD - Example: 20061225. If not applicable use 00010101
PDR Population Status	P,F	

<b>Field</b>	<b>Acceptable Values</b>	<b>Notes</b>
Detached Address Label Indicator (Mail.dat, 11-2)	Y, ' ' (space)	Detached Address Labels are supported for Mail.dat Standard Mail Enhanced Carrier Route Flats and Parcels postage statements for the following Class, Processing Category and Rate Category combinations: Class: Standard Mail Processing Category: FL = Flats, IR = Irregular Parcels, MP = Machinable Parcels Rate Category: A = Saturation ECR, B = High Density ECR, D = Basic ECR
Detached Mailing Label Indicator (Mail.dat 12-1)	A, B, Blank	A = Detached Address Label, B = Detached Marketing Label, Blank = Not Applicable Detached Address Labels are supported for Mail.dat Standard Mail Enhanced Carrier Route Flats and Parcels postage statements for the following Class, Processing Category and Rate Category combinations: Class: Standard Mail Processing Category: FL = Flats, IR = Irregular Parcels, MP = Machinable Parcels Rate Category: A = Saturation ECR, B = High Density ECR, D = Basic ECR  (As of Jan 22, 2012) Class: Bound Printed Matter, Processing Category: FL = Flats
Requested Presort Verification Completion Date	Date	YYYYMMDD – Example: 20061225. Do not fill with all zeros. Can be blank
Requested Piece Weight Verification Completion Date	Date	YYYYMMDD – Example: 20061225. Can be blank.
Mailing Agreement Type	A,B,C,D,E,F	

Field	Acceptable Values	Notes
eDoc Sender CRID (11-1, 11-2, 12-1 and 12-2)	Alphanumeric	<p>This USPS-assigned id, CRID, will be used by the USPS to uniquely identify the submitter of electronic documentation to the <i>PostalOne!</i> system. This field will be used to identify a new business role, called the eDoc submitter, which may be different from the mail preparer, mail owner, and scheduler roles. Use only numeric characters, left justify and do not add leading zeros. The Mail Facility ID or eDoc Sender CRID must be a valid CRID associated to the user account that uploaded the file.</p> <p>Note: the Mailing Facility ID is renamed eDoc Sender CRID in version 11-1.</p> <p>Note: the size of the eDoc Sender CRID is changed from 10 to 12 characters.</p>
Container and Bundle Charge Method	1,2,3,0	For non-Periodicals jobs, use 0 or file rejection occurs. Charge method 1 is not fully supported and requires manual entry of a container and bundle statement for the third party payer.
MPA ID for Container and Bundle Charge Method	Alphanumeric	Only enter if <i>Container and Bundle Charge Method</i> is 1 or 2. This ID should match the <i>MPA - Unique Sequence/Grouping ID</i> in the MPA file. <i>Container and Bundle Charge Method 1</i> is not fully supported and requires manual entry of a container and bundle statement for the third party payer; in this case the <i>MPA ID for Container and Bundle Charge Method</i> is ignored.
Presentation Category	P,A	Required by <i>PostalOne!</i> for MLOCR One-Pass processing
Less Than a Presort Segment Presentation	Y,N	If this field is Y for Periodicals, the CQT container allocation and PQT bundle allocation fields are used to calculate container and bundle charges.

Field	Acceptable Values	Notes
Full-service Participation Indicator	F,M,' ' (space)	<p>For values F or M either a PDR file or an IMR file is expected to document the all mailpieces in the job. The <i>PostalOne!</i> system validates (1) that a job containing all full-service mailpieces (SEQ Full-Service Participation Indicator value F) contains all full-service mailpieces (all CQT Service Level Indicator values are F); (2) that a job containing a mixture of full-service mailpieces with non full-service mailpieces (SEQ Full-Service Participation Indicator value M) contains at least one full-service mailpiece (one CQT Service Level Indicator with value F); and (3) that a job containing all non full-service mailpieces (SEQ Full-Service Participation Indicator value blank) contains no full-service mailpieces (no CQT Service Level Indicator with value F).</p>
Move Update Method	0,1,2,3,4,5,6,7, 8	<p>Move Update Method of 8 (OneCode ACS™) valid only for 11-1 and above. Use ACS (value of 1) for both traditional ACS and Full-service ACS.</p> <p>Used for display on the postage statement.</p>
CSA Agreement ID	Alphanumeric	<p>Not required. Specific agreement number applicable to this segment of the mailing. Customer/Supplier Agreement IDs are assigned numeric values by the USPS. If provided for full-service or mixed-service jobs, it must be populated with a 10-digit numeric value between 1000000000 and 9999999999. See Appendix F. Customer/Supplier Agreement Procedures. 9-1 and 11-1 only.</p>
Delivery Statistics File Date	Numeric	<p>New for 11-1.</p> <p>Date when the Delivery Statistics file was used for reporting on the postage statements. In the case of multiple delivery statistics file dates, the oldest date should be used for populating this field.</p> <p>The <i>PostalOne!</i> system will accept eight character for this field for 11-1 and above files.</p> <p>Whenever this field is populated with a value other than 00010101, before finalizing the postage statement, the acceptance personnel will be required to populate a new field for number of pieces of mail bearing a simplified address.</p>



Field	Acceptable Values	Notes
Information Exchange	Alphanumeric	For 12-2. Optional. This field is for the exchange of private information between sender and catcher.
User Option Field	Alphanumeric	
Bypass Seamless Acceptance	Alphanumeric	"Y" = Yes; Blank = No (12-2 only) This field will allow a mailer to indicate a mailing that does not meet the criteria for Seamless Acceptance from a facility that participate under normal circumstances.
SEG Record Status	O,D,U	Required.
Reserve	Alphanumeric	
Closing Character	#	Required. No characters are permitted after the closing character.

## Mail Piece Unit

Table C- 4. Mail Piece Unit - MPU

Field	Acceptable Values	Notes
Job ID	Alphanumeric	Required. Must match Job ID of Header
Segment ID	Alphanumeric	Required. Must match Seg ID of Segment. The <i>Segment ID</i> and <i>Mail Piece Unit ID</i> combination of a MCR record must match a <i>Segment ID</i> and <i>Mail Piece Unit ID</i> combination in a MPU record.
Mail Piece Unit ID	Alphanumeric	Required. Must be unique within a job. If numeric only, fill left with zeros. Must have a corresponding MCR record. There must be at least one Mail Piece Unit ID for each Segment ID. For HDR <i>Presentation category</i> value MLOCR, there must be an MPU ID corresponding to each CQT file record having <i>Mail Piece Unit - Class</i> value 1 <i>Mail Piece Unit - Processing Category</i> value LT, <i>Mail Piece Unit - Class</i> value 1 <i>Piece Unit - Processing Category</i> value CD or <i>Mail Piece Unit - Class</i> value 3 <i>Piece Unit - Processing Category</i> value LT. The <i>Segment ID</i> and <i>Mail Piece Unit ID</i> combination of a MCR record must match a <i>Segment ID</i> and <i>Mail Piece Unit ID</i> combination in a MPU record.  <i>PostalOne!</i> does not support updates of this field, only inserts of new records are supported for the key fields.
Mail Piece Unit Name	Alphanumeric	Required. Must be unique within a segment.
Mail Piece Unit Description	Alphanumeric	
Mail Piece Unit - Weight	Numeric Decimal	Required. 99v9999 Used to calculate postage

Field	Acceptable Values	Notes
MPU - Weight: Source	A,P,C,L	Required by the <i>PostalOne!</i> system.
MPU - Weight: Status	M,P,F,N	Required.
Mail Piece Unit - Length	Numeric Decimal	999v9999. If <i>MPU Surcharge</i> is D, then this field must contain a valid non-zero value.
Mail Piece Unit - Width	Numeric Decimal	99v9999. If <i>MPU Surcharge</i> is D, then this field must contain a valid non-zero value.
Mail Piece Unit - Thickness	Numeric Decimal	99v9999. If <i>MPU Surcharge</i> is D, then this field must contain a valid non-zero value.
Mail Piece Unit - Class	1,2,3,4,5	Required. If populated <i>MPU - Rate Type</i> and <i>MPU - Processing Category</i> must be populated.
Mail Piece Unit - Rate Type	R,C,P,L,S,B,F,N,T,,D,G,W,Y,E,J,K,(V for Mail.dat 12-1)	Required. If <i>MPU - Class</i> is populated, First-Class Mail: R, E, G, J, K, T,(V for Mail.dat 12-1) Periodicals: R, N, S, C, W, Y Standard Mail: R,N Package Services: B, P, L, F, D  The <i>PostalOne!</i> system will accept two characters for this field for 11-1, 11-2, and 12-1 files.  The <i>PostalOne!</i> System will ignore the Priority Mail values: T1, T2, T3, T4, T5, E7, E8. These values were added to 12-2.
Rate Schedule	P, ' ' (space/blank)	Use P for Commercial Plus, blank for Commercial Base. Do not use NSA. The NSA may apply if the permit holder is linked in account management to an applicable NSA.
Mail Piece Unit - Processing Category	LT,FL,CD,MP,IR,OS,PF,CM, ,(NA & NB not accepted for CSM Postage Statement Mailing Date on or after Jan 22, 2012),NP	Required. If <i>MPU - Class</i> is populated, First-Class Mail: LT, CD, FL, PF, MP, IR, NP Periodicals or Pending Periodicals: LT, FL, IR, MP, NP Standard Mail: LT, FL, MP, IR, NP, ,(NA & NB not accepted for CSM Postage Statement Mailing Date on or after Jan 22, 2012), CM Package Services: LT, FL, IR, MP, NP The <i>PostalOne!</i> system will validate that seg Principal Processing Category contains the same value as the .mpu Processing Category.
Country	USA	Required. Must be USA.
MPU Surcharge	N,O,P,Q,R,S,1,2,D	Required. If <i>MPU Surcharge</i> is D, then <i>MPU Length</i> , <i>MPU Width</i> , and <i>MPU Thickness</i> must contain valid non-zero values.
Co-Palletization Code	Alphanumeric	Required. Not used by the <i>PostalOne!</i> System.

Field	Acceptable Values	Notes
Five Digit Scheme Database Date	Date	YYYYMMDD - Example: 20061225
Sibling Container Mailing	Y, ' ' (space/blank)	Not used by the <i>PostalOne!</i> system
Confirm Subscriber ID	Numeric	
Flat Machinability	Y,U,N, ' ' (space/blank)	For Periodicals, if <i>Mail Piece Unit – Processing Category</i> is FL, this field is required and impacts prices. For more information, see the Flat Machinability Values table.
Pre-Denominated Amount	Numeric	For Postage Affixed
Postage Affixed Type	S,M	For Postage Affixed
Bulk Insurance	Y,N,O	
Postal Price Incentive ID	Alphanumeric	New for 11-1. A USPS provided ID for incentive identification  Note: the Postal Price Incentive ID is daggered in 12-2
Postal Price Incentive Type	Alphanumeric	New for 11-1. A USPS provided type for incentive identification  Note: the Postal Price Incentive Type is daggered in 12-2
Standard Parcel Type	M, F	New for 11-1. This field will be ignored. M = Marketing, F = Fulfillment  For 12-2 the values are: M = Marketing, F = Not a Marketing parcel, BLANK = Not a Standard Parcel
Standard Flat Type	C, N	New for 11-1. Required for Standard Mail Flats. This field will be ignored for all other mailings. Must match Standard Flat Type in CPT record. C = Catalog, N = Not Catalog
User Option Field	Alphanumeric	
MPU Record Status	O,I,U	Required.
Reserve	Alphanumeric	
Closing Character	#	Required. No characters are permitted after the closing character.

## Mail Piece Unit – Class Values

The *PostalOne!* System supports the following mail classes (Mail Piece Unit – Class in the MPU file) for electronic data submission:

**Table C- 5. Supported Mail Piece Unit - Class Values**

Value	Class
1	First-Class Mail
2	Periodicals
3	Standard Mail

Value	Class
4	Bound Printed Matter, Library Mail and Media Mail are supported. Package Services, Parcel Post and Parcel Select are not supported.
5	Pending Periodicals.
6	Combined Mail of Periodicals and Standard Mail Flats

## Mail Piece Unit – Flat Machinability Values for Periodicals Mailings

For Periodicals mailings, Flat Machinability (MPU) values map to the following presort levels and piece prices.

Nonmachinable Flat Size Periodicals (DMM 707.26) claim a Machinable piece price for 5-Digit Barcoded. Otherwise, follow the Nonmachinable and Parcels prices.

Periodicals parcels claim the Nonbarcoded Nonmachinable piece prices on the Parcels lines.

**Table C- 6. Flat Machinability Values for Periodicals**

Value	Presort Level	Piece Prices
Y	All	Machinable Flats (DMM 301.3)
U	3-Digit, ADC, Mixed ADC	Nonmachinable Flats (DMM 707.26)
U	5-Digit Barcoded	Machinable Flats (DMM 707.26)
N	All	Parcels
Blank	All	None. Error message occurs if Flat Machinability is blank in a Periodicals mailing with Processing Category "FL".

## MPU/C Relationship Record

**Table C- 7. MPU/C Relationship Record - MCR**

Field	Acceptable Values	Notes
Job ID	Alphanumeric	Required. Must match Job ID of Header.
Segment ID	Alphanumeric	Required. Must match Seg ID of Segment. The Segment ID and Mail Piece Unit ID combination of a MCR record must match a Segment ID and Mail Piece Unit ID combination in a MPU record.
Mail Piece Unit ID	Alphanumeric	Required. Must match MPU ID of MPU. Must have an MCR for every MPU ID and Segment ID.
Component ID	Alphanumeric	Required. Must match CPT ID of CPT. Must have an MCR for every CPT.
Primary MPA ID	Alphanumeric	Required. Must match the MPA - Unique Sequence/Grouping ID in the MPA file. For each component record that has a container status of R (Ready to Pay), a class defining preparation of 2 (Periodicals), and a component class/component rate type of 1 (First-Class)/R (Regular), 3 (Standard)/R (Regular), or 3 (Standard)/N (Nonprofit) the MCR <i>Primary MPA ID</i> must be provided and must have a valid <i>Permit Number</i> and a valid <i>Postage Payment Method</i> in the MPA file.
Additional Postage MPA ID	Alphanumeric	For metered or precancelled stamp postage,

Field	Acceptable Values	Notes
		<i>PostalOne!</i> validation requires an MPA file detailing the permit to be charged for additional postage. The additional postage MPA ID must be used in the Additional Postage MPA ID field of the MCR file. Additional postage may only be charged to a permit imprint account.
Host Statement Component ID	Alphanumeric	Required when a Mail Piece Unit ID is associated to multiple Component IDs within the .mcr file. If numeric only, fill left with zeros. The Host Statement Component ID must have a matching Component ID in the CPT file and is required to be populated for the following scenarios: <ul style="list-style-type: none"> <li>Multiple Hosts: For Periodical Co-Mailings, there will be multiple hosts within the same MPU. The incidentals must reference the correct Host Statement Component ID.</li> <li>Non Incidental and Incidental Enclosures: If there is a non-incident enclosure (the non-incident enclosure is its own host) and one or more incidental enclosures, the incidental enclosures must reference the appropriate Host Statement Component ID.</li> <li>Periodicals Ride-Along appears with more than one host Periodical.</li> <li>See Full-service Data Distribution - PDR File Option using Component record.</li> </ul>
Host Indicator of Ad Computation	Y,N	
Postage Adjustment MPA ID	Alphanumeric	Must match the MPA - Unique Sequence/Grouping ID containing the permit imprint account used to pay for adjusted postage
MCR Record Status	O,D,U	Required.
Reserve	Alphanumeric	
Closing Character	#	Required. No characters are permitted after the closing character.

## Mailer Postage Account Record

Table C- 8. Mailer Postage Account Record - MPA

Field	Acceptable Values	Notes
Job ID	Alphanumeric	Required. Must match Job ID of Header.
MPA - Unique Sequence/Grouping ID	Alphanumeric	Required. If numeric only, fill left with zeros. Must match to MCR record Primary MPA ID or Additional Postage MPA ID or Postage Adjustment MPA ID. This sequence number is not the sequence number on the postage statement (a system generated number.)  <i>PostalOne!</i> does not support updates of this field, only inserts of new records are supported

Field	Acceptable Values	Notes
		for the key fields.
MPA - Description	Alphanumeric	
USPS Publication Number	Alphanumeric	<p>Mutually exclusive with <i>Permit Number</i> field. Use only for Periodicals mailings. Do not use for Pending Periodicals. The USPS Publication Number must be active at the Post Office location designated by the required Permit ZIP +4. The Postage Payment Method is required. This Publication Number at the finance number inferred from the MPA Permit ZIP+4 must have the postage authorizations required in the <i>Component - Rate Type</i> or <i>Mail Piece Unit – Rate Type</i>.</p> <p>The USPS Publication Number cannot contain leading zeros.</p>
Permit Number	Alphanumeric	<p>Mutually exclusive with <i>Publication Number</i> field. Use for all non-Periodicals, including Pending Periodicals. The permit must be active at the Post Office location designated by the required Permit ZIP + 4. The Postage Payment Method is required. This permit number at the finance number inferred from the MPA Permit ZIP+4 must have the postage authorizations required in the <i>Component - Rate Type</i> or <i>Mail Piece Unit – Rate Type</i>.</p> <p>In the case of a non-incident enclosure in the Periodicals class, for each container record that has a container status of R (Ready to Pay), a Seg class defining preparation of 2 (Periodicals), and a component class/component rate type of 1 (First-Class)/R (Regular), 3 (Standard)/R (Regular), or 3 (Standard)/N (Nonprofit) the MCR Primary MPA ID must be provided and must have a valid Permit Number and a valid Postage Payment Method in the MPA file.</p> <p>Permit Number is not unique. Permit Number, Permit Type and Permit ZIP + 4 is unique.</p> <p>Permit Number cannot contain leading zeros.</p>
Permit City	Alphabetic	
Permit State	Alphabetic	
Permit ZIP+4	Alphanumeric	<p>All Mailer Postage Account (MPA) records must have a value in the Permit ZIP+4/Postal Code field. The Permit ZIP+4 value must be the ZIP Code associated with the Post Office location where the permit is held or the original or additional entry office where the USPS Publication Number is held.</p> <p>The <i>Posta!One!</i> system requires the Permit ZIP+4 field as part of the information</p>

Field	Acceptable Values	Notes
		necessary to uniquely identify a Permit number or USPS Publication Number at a Post Office location. For the <i>PostalOne!</i> system to complete an end-to-end transaction, Permit ZIP+4 information must be included with all postage transactions. Mail.dat validation use the first finance number found.
Mail Owner's Lcl Permit Ref Num / Int.I Bill Num	Numeric (11-1, 11-2, 12-1)  Alphanumeric (12-2)	If populated, determines nonprofit authorization for Standard Mail. This field will generate separate postage statements for each owner in the case that a single permit holder is paying postage for several mail owners that are different from the permit holder. . Mail Owner's Lcl Permit Ref Num / Int.I Bill Num cannot contain leading zeros.
Mail Owner's Lcl Permit Ref Num/ Int.I Bill Num - Type	S,M,P,G,V,H	Used to determine the permit type for the Mail Owner's Lcl Permit Ref Num / Int.I Bill Num. (V is for a ghost permit type GH; G is for permits that pay via the Official Mail Accounting System OMAS.) See the Full-service Data Distribution.
Postage Payment Option	C,D,V,O,T,B	Required.
Customer Reference ID	Alphanumeric	The system will accept up to 999 Customer Reference IDs in a Job.
Postage Payment Method	S,M,P,C,L, I,G,T	Only required if <i>Permit Number</i> or <i>Publication Number</i> is present. Used to infer permit type except when USPS Publication Number is selected and permit type is set to PE. The Postage Payment Method must be set to P when the Class is 4 for Package Services and the Rate Type is B for Bound Printed Matter. The <i>Postage Payment Method</i> must be set to P for a Mail.dat job that includes Permit Reply Mail. Select T when the Class is 5 for Pending Periodicals. The system will validate that the Postage Payment Method for Pending Periodicals is T. Postage Affixed: For Postage Payment Methods S=Stamp and M=Metered Neither the MPU Pre-Denominated Amount is the amount of postage affixed. For postage payment L=Metered Lowest, all pieces must be identical weight and the lowest price piece in the mailing is the calculated amount of postage affixed. For postage payment method C=Metered Correct, the correct price is the calculated amount of postage affixed and no postage is due.
Mailing Facility DUNS Number	Alphanumeric	For Mailer convenience, the <i>PostalOne!</i> system validates format but does not process or display this field.
Permit Holder DUNS Number	Alphanumeric	For Mailer convenience, the <i>PostalOne!</i>



Field	Acceptable Values	Notes
		system validates format but does not process or display this field.
Federal Agency Cost Code	Alphanumeric	This five-digit field may include leading zeros, is optional, and displays on the postage statements for Official Mail. The Federal Agency Code is a three-digit field required for Official Mail and is located on the <i>Permit Number</i> record at the acceptance office in <i>PostalOne!</i> when the <i>Permit Type</i> is Official Mail.
Non-Profit Authorization Number	Alphanumeric	Exists for mailer convenience. <i>PostalOne!</i> uses the <i>Permit Number</i> or if populated the <i>Mail Owner's Lcl Permit Ref Num / Int.l Bill Num</i> to find the authorization number.
Title	Alphanumeric	Exists for mailer convenience.
Mailer ID of Mail Owner	Alphanumeric	Must be all numbers. A Mailer ID is always six numbers or nine numbers. May have leading zeros if significant. Left-justify and do not add leading zeros to a six digit Mailer ID to make nine digits. Postal Service assigned. See Full-service Data Distribution.
CRID of Mail Owner	Alphanumeric	Postal Service assigned. Use only numeric characters, left justify and do not add leading zeros. See Full-service Data Distribution.
Mailer ID of Preparer	Alphanumeric	Must be all numbers. A Mailer ID is always six numbers or nine numbers. May have leading zeros if significant. Left-justify and do not add leading zeros to a six digit Mailer ID to make nine digits. Postal Service assigned. See Full-service Data Distribution.
CRID of Preparer	Alphanumeric	Postal Service assigned. Use only numeric characters, left justify and do not add leading zeros. See Full-service Data Distribution.
CSA Applies for Periodicals	Y,N,' ' (space/blank)	Must be space if class is not Periodicals or pending Periodicals.
User Option Field	Alphanumeric	
Payment Account Number	Alphanumeric	Optional. In the future may be used for payment as an alternative to Permit. Do not zero pad. It is a mandatory field for 'Mail Anywhere'(Mail-dat 12-1)
MPA Record Status	O,D,U	Required.
Reserve	Alphanumeric	
Closing Character	#	Required. No characters are permitted after the closing character.

## Component Record

Table C- 9. Component Record - CPT

Field	Acceptable Values	Notes
-------	-------------------	-------



Field	Acceptable Values	Notes
Job ID	Alphanumeric	Required. Must match Job ID of Header.
Component ID	Alphanumeric	Required. Must have a corresponding MCR record.  <i>PostalOne!</i> does not support updates of this field, only inserts of new records are supported for the key fields.
Component Description	Alphanumeric	The CPT Component Description is an optional field (may be left blank or may have any description convenient to the mailer) and does not determine enclosure type or class.
Component – Weight	Numeric Decimal	Required. 99v9999
Component - Weight: Source	A,P,C,L	
Component - Weight: Status	M,P,F,N	Optional. The IDEAlliance Mail.dat Specification shows this Required.
Component - Length	Numeric	
Component - Width	Numeric	
Component - Thickness	Numeric	
Component - Periodical Ad Percentage	Numeric Decimal	999v99. Must be greater than or equal zero and less than or equal 100.00. Required for Periodicals if the CPT <i>Periodical Ad% Treatment</i> is B or S. If Component – Periodical Ad Percentage is blank, Periodical Ad% Treatment must Blank, B or N. If Component – Periodical Ad Percentage is zero, Periodical Ad% Treatment must Blank, B, N or S. If Component – Periodical Ad Percentage is greater than zero, Periodical Ad% Treatment must be B, N or S. Component (CPT) Ad % Basis is only required when there are multiple components in the mail piece unit (MPU) with a Periodical Ad% Treatment value of S. See Appendix E section Ad % Basis for an explanation of how Ad % Basis is used to calculate Ad % for the publication when there are multiple components with Ad % Treatment S.
Component - Periodical Ad Percentage: Status	N,P,F	Required for Periodicals if the CPT <i>Periodical Ad% Treatment</i> is B or S.
Component - Class	1,2,3,4,5,9	Required, populate all three of <i>Component – Processing Category</i> and <i>Component – Rate Type</i> , and <i>Component – Processing Category</i> .
Component - Rate Type	R, N, S, C, B, T, P, L, F, B, E, G, I, J, O, K, D, W, Y, H, M, Z, V	Required, populate all three of <i>Component – Processing Category</i> and <i>Component – Rate Type</i> , and <i>Component – Processing Category</i> . For MPU Class 1 the Rate Type must be R, E, G, J, K, O, T, I, or V. For MPU Class 2 or 5, the Rate Type must be R, N, S, C, W, Y, H, Z, or M. For MPU Class 3, the Rate Type must be R, N, or M. For First-Class (CPT Class 1) enclosures in Periodicals or Bound Printed Matter (MPU Class 2, 4, or 5) the Rate Type must be R or Z. For Standard Mail (CPT Class 3) enclosures in Periodicals or Bound Printed Matter (MPU Class 2, 4, or 5) the Rate Type must be R, Z or M. For MPU Class 4 the Rate Type must be B, P,

Field	Acceptable Values	Notes
		L, F, or D.  The <i>PostalOne!</i> system will accept two characters for this field for 11-1 and above files.  The <i>PostalOne!</i> System will ignore the Priority Mail values: T1, T2, T3, T4, T5, E7, E8. These values were added to 12-2.
Component - Processing Category	LT, FL, CD, CM, NB, NP, MP, IR, PF, or NA	Required, populate all three of <i>Component – Processing Category</i> and <i>Component – Rate Type</i> , and <i>Component – Processing Category</i> . Must match processing category in the MPU unless the component is an enclosure.
Mail Owner Identifier	Alphanumeric	Provide the 12-digit FAST Scheduler ID if participating in the FAST system, or fill with blanks. Any other value fails FAST validation.
Mailer ID of Mail Owner	Alphanumeric	Must be all numbers. A Mailer ID is always six numbers or nine numbers. May have leading zeros if significant. Left-justify and do not add leading zeros to a six digit Mailer ID to make nine digits. USPS Mailer ID. See Full-service Data Distribution.
CRID of Mail Owner	Alphanumeric	USPS CRID. Use only numeric characters, left justify and do not add leading zeros. See Full-service Data Distribution.
Sibling Container Mailing	Y, ' ' (space/blank)	Not used by the <i>PostalOne!</i> or FAST systems.
Mail Owner's Mailing Reference ID	Alphanumeric	
Periodical Ad% Treatment	B,S,N	For Periodicals, CPT <i>Periodical Ad Percentage</i> greater than or equal zero and less than or equal 100.00 is required if this field is S. If Component – Periodical Ad Percentage is blank, Periodical Ad% Treatment must Blank, B or N. If Component – Periodical Ad Percentage is zero, Periodical Ad% Treatment must Blank, B, N or S. If Component – Periodical Ad Percentage is greater than zero, Periodical Ad% Treatment must be B, N or S. The Component file Ad % Basis value is required and must be greater than zero for each component with a Periodical Ad% Treatment value of S if there are multiple components with an Periodical Ad% Treatment value of S. See Appendix E section Ad % Basis for an explanation of how Ad % Basis is used to calculate Ad % for the publication when there are multiple components with Ad % Treatment S.
Periodical Volume Number	Alphanumeric	If this field has a value, <i>Periodical Issue Number</i> is required or the job will be rejected.
Periodical Issue Number	Alphanumeric	Required if <i>Volume Number</i> is populated. The job will be rejected if Volume Number is filled, but Issue Number is empty.
Periodical Issue Date	Date	YYYYMMDD - Example: 20061225. See Issue Date Values below for suggested values. Only required for Periodicals.

Field	Acceptable Values	Notes
Periodical Frequency	Numeric	<i>PostalOne!</i> uses the frequency on the publication record at the Post Office location. If Periodical Frequency is missing, the <i>PostalOne!</i> system treats the field as blank and continues processing. This Periodical Frequency is printed as the frequency per year on the Periodicals postage statement.
Weight Version ID	Alphanumeric	Exists for mailer convenience.
Equivalent User License Code	Alphanumeric	Use with <i>Equivalent Mail.dat Job ID</i> and <i>Equivalent Component ID</i> .** The Postal Service systems treat the Equivalent User License Code as case sensitive. Required for equivalents to cross Job IDs.
Equivalent Mail.dat Job ID	Alphanumeric	Use with <i>Equivalent User License Code</i> and <i>Equivalent Component ID</i> .** Required for equivalents to cross Job IDs.
Equivalent Component ID	Alphanumeric	Use with <i>Equivalent User License Code</i> and <i>Equivalent Mail.dat Job ID</i> .**
Equivalent Component Type	W,B,' ' (space/blank)	For Periodicals only.
Ad % Basis	Numeric	9999v99 The Component file Ad % Basis value is required and must be greater than zero for each component with an Periodical Ad% Treatment value of S if there are multiple components with an Periodical Ad% Treatment value of S. See Appendix E section Ad % Basis for an explanation of how Ad % Basis is used to calculate Ad % for the publication when there are multiple components with Ad % Treatment S.
Component Title	Alphanumeric	Exists for mailer convenience.
Postal Price Incentive ID	Alphanumeric	A USPS provided ID for incentive identification Note: the Postal Price Incentive ID is daggered in 12-2
Postal Price Incentive Type	A, B, C, MB	Ignored for CSM Postage Statement Mailing Date on or after Jan 1, 2012 and for Mail.dat 12-1. For First-Class Mail A = Reply Rides Free. For Standard Mail B = Saturation/ HD Total or C = Saturation/ HD SCF For First-Class Mail and Standard Mail MB = Mobile Barcode Note: the Postal Price Incentive Type is daggered in 12-2
Content of Mail	A, B, C, E, F, A1, A2, A3, B1, C1	Use the Component Characteristics Record. It identifies unique products within the mailing.  <i>PostalOne!</i> only stores this value for First-Class Mail when the following conditions are met: <ol style="list-style-type: none"> <li>1. The Component – Class is set to 1</li> <li>2. The Component – Processing Category is LT</li> <li>3. Content of Mail is set to A, B, C, A1, A2, A3,</li> </ol>

Field	Acceptable Values	Notes
		<p>or B1.</p> <p><i>PostalOne!</i> only stores this value for Standard Mail when the following conditions are met:</p> <ol style="list-style-type: none"> <li>1. The Component – Class is set to 3</li> <li>2. The Content of Mail is set to C, E, or C1.</li> </ol> <p>Multiple Content of Mail values will be accepted within a single job except for F (Round Trip ONLY: One DVD/CD or other disk). F must be claimed throughout the entire mailing and is only valid for First-Class Mail letters and flats.</p>
Standard Parcel Type	M, F	New for 11-1. This field will be ignored. M = Marketing
Standard Flat Type	C, N	New for 11-1. Required for Standard Flat mailings. This field will be ignored for all other mailings. Must match Standard Flat Type in MPU record. C = Catalog, N = Not Catalog
User Option Field	Alphanumeric	
CPT Record Status	O,D,I,U	Required.
Reserve	Alphanumeric	
Closing Character	#	Required. No characters are permitted after the closing character.

\*\* Field designated for future use. The *PostalOne!* system will not process this data for any functional need until a future release.

## Component Record - Issue Date Values

For the Issue Date field, use the date the publisher provides in the issue if it is a month, day and year format. In all cases, if there is a cover/issue date on a publication, use that date as the issue date.

If no date has been provided, use the table below. This is an optional method to standardize the usage of the issue date. The Pricing and Classification Service Center (PCSC) provided these suggested dates. Any method to standardize the issue date is acceptable if it meets the requirement that all postage statements for the same issue have the same issue date. Look up the frequency of the issue and then use the month, day and year provided. If two issues occur on the same date, use the Volume Number and Issue Number to differentiate the issues.

**Table C- 10. Suggested Issue Date Values by Frequency**

Frequency	Issue	Use Date
Quarterly (if not dated, or no month & year)	First Quarter	1/1/2004
	Second Quarter	4/1/2006
	Third Quarter	7/1/2006
	Fourth Quarter	10/1/2006
Seasonal (if not dated, or no month & year)	Spring	3/21/2006
	Summer	6/21/2006
	Fall	9/21/2006

Frequency	Issue	Use Date
	Winter	12/21/2006
Monthly (if not dated) or any other frequency using only a Month & Year as issue date	Month & Year	1/1/2006
		2/1/2006
		3/1/2006
		etc.
Semimonthly (if not dated)	First Issue of Month	1/1/2006
	Second Issue of Month	1/15/2006
	First Issue of Month	2/1/2006
	Second Issue of Month	2/15/2006
		etc.
Bimonthly (if not dated)	First Month of Issue	
	e.g. Jun-Jul 2006	6/1/2006
	Dec '05/Jan '06	12/1/2005
		etc.

Note: All "Special/Extra" issues or other frequencies should have an issue date.

## Component Record – Addressed Supplement Scenarios

These scenarios require that

- Each addressed supplement with a unique weight and/or advertising percentage must have its own Component and its own Mail Piece Unit.
- The Mail Piece Unit – Class for the host publication and for the addressed supplement shall have values 2 or 5.
- The Mail Piece Unit – Rate Type for the host publication and for the addressed supplement shall have values R, N, C, S, Y, or W.
- The Component File Component – Class for the addressed supplement shall have values 2 or 5.
- The Container Quantity (CQT) fields Copies and Pieces must be populated with the actual number of addressed supplements copies and pieces. (Note: These copies and pieces are used to calculate pound postage and bundle and container postage but copies are automatically set to zero to calculate piece postage. In pound postage these copies count for the weight but not for subscriber or nonsubscriber copies.)
- The Package Quantity (PQT) fields Copies and Pieces must be populated with the actual number of addressed supplements copies and pieces. (Note: These copies and pieces are used to calculate pound postage and bundle and container postage but copies are automatically set to zero to calculate piece postage. In pound postage these copies count for the weight but not for subscriber or nonsubscriber copies.)
- Both the host publication and the addressed supplement Component file Periodical Ad % Treatment must be S. (However, the Ad % may be zero.)
- If the addressed supplement is claiming full-service and using the Intelligent Mail Range Record, the Intelligent Mail Range Class must be value 2.

9. If the addressed supplement is claiming full-service and using the Piece Detail Record, associate the Intelligent Mail Barcode to the appropriate Piece Detail Record and Container Quantity Record CQT Database ID for the Mail Piece Unit ID for the addressed supplement.
10. A host publication may have ride-alongs, repositionable notes, incidental and non-incidental enclosures. The following scenarios show the host publication without these options. For a normal supplement sent with the host publication the requirement is to associate both the supplement and the host publication components with the host publication mailpiece unit. (See the IDEAlliance Mail.dat Specification - Special Usage Scenario – Periodical With First Class or Standard Mail Enclosure – Table title: Treatment within the Component Record of various types of enclosures & attachments #3 Periodicals Supplement) However, for an addressed supplement we associate the addressed supplement to a mail piece unit and the host publication to a different mail piece unit. The simplest scenario for an addressed supplement is represented as follows.

Piece	Component ID	Mail Piece Unit ID	Component – Rate Type
Host	CPT1	MPU1	R
Addressed Supplement	CPT2	MPU2	Z

Associate the Component ID of the addressed supplement and its repositionable notes, ride alongs, or nonincidental enclosures to the Mail Piece Unit ID of the addressed supplement in the MPU/C Relationship Record (MCR) file. (See scenarios 1-3 below). In Scenario 4, a Mail.dat file may have multiple editions of addressed supplements (various copy weights and advertising percentage) for a single host book. In Scenario 5, the same addressed supplement (same copy weight and advertising percentage) may be assigned to multiple MPU IDs for customer convenience. In Scenario 6, a Mail.dat job may have only addressed supplements without their host publication.

**SCENARIO 1: Addressed Supplement with Repositionable Notes**

This scenario illustrates a file submission describing a mailing with Addressed Supplement associated with an Incidental Enclosure of type Repositionable Note (Component Rate Type M).

Piece	Component ID	Mail Piece Unit ID	Component – Rate Type
Host	CPT1	MPU1	R
Addressed Supplement	CPT2	MPU2	Z
Addressed Supplement Repositionable Note	CPT3	MPU2	M

*\*Addressed Supplements can be associated with multiple Incidental Enclosures.*

**SCENARIO 2: Addressed Supplement with Ride-Alongs**

This scenario illustrates a file submission describing a mailing with Addressed Supplement associated with an Incidental Enclosure of type Ride-Along (Component Rate Type H).

Piece	Component ID	Mail Piece Unit ID	Component – Rate Type
Host	CPT1	MPU1	R
Addressed Supplement	CPT2	MPU2	Z
Addressed Supplement Ride Along	CPT3	MPU2	H

*\*Addressed Supplements can be associated with multiple Incidental Enclosures.*

### **SCENARIO 3: Addressed Supplement with Included Part or Host – Incidental Enclosure**

This scenario illustrates a file submission describing a mailing with Addressed Supplement associated with an Incidental Enclosure of type Included Part of Addressed Supplement (Component Rate Type Z).

Piece	Component ID	Mail Piece Unit ID	Component – Rate Type
Host	CPT1	MPU1	R
Addressed Supplement	CPT2	MPU2	Z
Addressed Supplement Incidental Enclosure	CPT3	MPU2	Z

*\*Addressed Supplements can be associated with multiple Incidental Enclosures.*

### **SCENARIO 4: Periodical Mailing with Multiple Addressed Supplements**

This scenario illustrates a file submission describing a mailing with multiple Addressed Supplements.

Piece	Component ID	Mail Piece Unit ID	Component – Rate Type
Host	CPT1	MPU1	R
Addressed Supplement	CPT2	MPU2	Z
Addressed Supplement	CPT3	MPU3	Z

### **SCENARIO 5: Addressed Supplement with various Mail Piece Unit Records**

This scenario illustrates a file submission describing a mailing with Addressed Supplement where the associated component is assigned multiple Mail Piece Units.

Piece	Component ID	Mail Piece Unit ID	Component – Rate Type
Addressed Supplement	CPT2	MPU1	Z

Addressed Supplement	CPT2	MPU2	Z
----------------------	------	------	---

### SCENARIO 6: Mail.dat containing only *Addressed Supplement elements*

This scenario illustrates a file submission describing a mailing with Addressed Supplement where the Mail.dat file contains only information related to the Addressed Supplements, and not their hosts.

Piece	Component ID	Mail Piece Unit ID	Component – Rate Type
Addressed Supplement	CPT1	MPU1	Z

### Component Record – Classroom Publication Scenario

The CPT Rate Type and the MPU Rate type must always be C for the classroom publications. If the teacher edition includes a nonsubscriber copy of the student edition, then construct the data with one and only one component in the mail piece unit as follows.

Edition	CPT Component Weight	Notes
Student	0.0264 lb	Subtract one nonsubscriber copy for each applicable copy of a teacher edition.
Teacher	0.0684 lb	Include weight of one nonsubscriber copy (Teacher portion 0.0420 lb) adjust advertising percentage to include the one nonsubscriber copy.

### Component Characteristics Record

Table C- 11. Component Characteristics Record – CCR (Mail.dat 12-1, 12-2, 13-1)

Field	Acceptable Values	Notes
Job ID	Alphanumeric	Required key field. Must match Job ID of Header.
Component ID	Alphanumeric	Required key field. Must match Component ID of Component.
Characteristic Type	C,I,F	Required key field.



Field	Acceptable Values	Notes
Characteristic	<p>For 12-1 following values are supported :</p> <p>Content: CT, RR, NF, DC, PS, RT, MI, NP, Incentive: SS, MT, VV, VP, RE, PI, SB Fee: OS, GS, PP</p> <p>For 12-2 following values are supported: CT, SS, OS, RR, MT, GS, NF, VV, PP, DC, VP, PS, RE, RT, PI, MI, SB, NP, IV</p> <p>For 12-1 (Errata 12.1.0.3) following values are supported: Content: CT, RR, NF, DC, PS, RT, MI, NP Incentive: CA, RC, DV, RO, MB, SS, MT, VV, VP, RE, PI, SB, IV Fee: OS, GS, PP</p> <p>For 13-1 following values are supported: CT, RR, NF, DC, PS, RT, MI, NP, CA, RC, DV, RO, MB, SS, MT, VV, VP, RE, PI, SB, IV, ME, PP, OS, GS</p>	Required key field. For Mail.dat 12-1, use as many records per component ID as required to describe the component content, incentive, and fee. Supported values are described below. Unsupported values are ignored.
CCR Record Status	O, D, I, U	Required
Closing Character	#	Required. No characters are permitted after the closing character.
Characteristic Type (12-2 onwards)	Alphanuemic	Valid values: "C" = Content "I" = Incentive "F" =Fee

For Mail.dat 12-1, the following use of the component content is supported as of Jan 8, 2012 with CSM Postage Statement Mailing Date on or after Jan 22:

Characteristic Type	Characteristic Description	Characteristic support
Content	CT = Catalog	Not supported use MPU Standard Flat Type
Content	RR = Reply Envelope or Reply Card	Used to check box on PS form 3600
Content	NF = Contents NOT required to be mailed FCM	Used to check box on PS form 3600
Content	DC = DVD/CD or other disk	Used to check box on PS forms 3600, and 3602
Content	RT = Round Trip ONLY: One	Used to check box on PS form 3600 and to

	DVD/CD or other disk (can be LT or FL)	determine price
Content	MI = Mobile Interactive Technology	Used to count number of pieces on PS forms 3600, 3602N, 3602R and 3541.
Content	NP = PACT act	For Priority Mail and not supported in Mail.dat
Incentive	SS = Seasonal Sale	Support TBD
Incentive	MT = Mailer Type	Support TBD
Incentive	VV = Volume w/% off	Support TBD
Incentive	VP = Volume w/price off	Support TBD
Incentive	RE = Revenue	Support TBD
Incentive	PI = Piece Count	Support TBD
Incentive	SB = Small Bus w/% off	Support TBD
Fee	OS = Operational Surcharge	Support TBD
Fee	GS = Geographic Surcharge	Support TBD
Fee	PP = Picture Permit Indicia	Used to count number of pieces and to determine extra service price on line S 17 for PS forms 3600, 3602, and 3605

## Container Summary Record

Table C-12. Container Summary Record - CSM

Field	Acceptable Values	Notes
Job ID	Alphanumeric	Required Must match Job ID of Header.
Segment ID	Alphanumeric	Required Must match Seg ID of Segment. The PostalOne system will validate that Child containers that have the Parent Container Reference ID filed populate share the same .seg Segment ID.
Container Type	P,S,O,T,E,F,B,W,Z,U,L, M,H,A,G,D,R,C,(11-1 and above Only AB)	Required This field impacts prices for Periodicals mailings. See the Container Type Values table. The <i>PostalOne!</i> system does not support Container Type AB.
Container ID	Numeric	Required If numeric only, fill left with zeros. Must be unique within a Job ID. A Container ID may only exist in one Segment ID. A Container ID may only have one Container Type. Each container ID represents either a handling unit or a container.  The <i>PostalOne!</i> system does not support updates of this field, only inserts of new records are supported for the key fields.
Display Container ID	Alphanumeric	Required. If numeric only, fill left with zeros.

Field	Acceptable Values	Notes
Container Grouping Description	Alphanumeric	Spaces allowed in original and update jobs.
Container Destination Zip	Alphanumeric	Required. 5-digit or 3-digit.
Container Level	A,B,C,D,E,F,G,H,I,J,K,M,N,P,Q, R,S,T,U,V,W,X,Y,Z,AA,AB,A C,AD,AE,AF,AG,AH,AI,AJ,A K,AL,AM,AN,AO,AP,AQ, AR, AS, AT	Required. This field impacts prices for Periodicals mailings. For more information, see the Container Level Values table.  First-Class Mail Palletization option: W,AK,AL,AM,AN,AO,AP,AQ  Container Levels AK, AL, AM, AN, AO, AP, or AQ are for First-Class Mail only.
Entry Point for Entry Discount - Postal Code	Alphanumeric	Required. 3 or 5-digit ZIP Code
Entry Point for Entry Discount - Facility Type	B,A,S,D,H,R,O,X,V,U,T,N,G, F,C,E,J,K,L,M,Q,I	Required. This field impacts prices for Periodicals mailings. For more information, see the Entry Point for Entry Discount – Facility Type Values table. Used in validation with FAST appointment facility and Mail Direction Files for drop shipments. Class is Periodicals: 'B', 'A', 'S', 'D', 'R', 'O', 'T', 'N', 'C', 'E', 'J', 'K', 'L', 'M', 'I' or 'Q' All other classes: 'B', 'A', 'S', 'D', 'H', 'R', 'O', 'X', 'T', 'N', 'C', 'E', 'J', 'K', 'L', 'M', 'I', or 'Q'  The Entry Point for Entry Discount – Facility Type cannot be 'N' for full-service or mixed-service jobs.  The Entry Point for Entry Discount – Facility Type cannot be B, R, S or D for First-Class Mail jobs (.seg Class Defining Preparation field is 1).
Entry Point - Actual / Delivery - Locale Key	Alphanumeric	Should be populated with the Locale key from the USPS Drop Shipment Product. The USPS DropShip Product is available at <a href="http://fast.usps.com">fast.usps.com</a> : <a href="https://fast.usps.com/fast/fastApp/resources/dropShipFileDownload.action">https://fast.usps.com/fast/fastApp/resources/dropShipFileDownload.action</a> The value should be preceded by the letters "LOC" for facility types O, K, L, J, C, Q, or E. For Full-Service or Mixed-Service mailings, it is recommended that the Locale Key be provided whenever possible.
Entry Point – Actual / Delivery Postal Code	Alphanumeric	Required. Numeric characters 0-9, ZIP Code + 4

Field	Acceptable Values	Notes
Parent Container Reference ID	Numeric	A logical tray can be associated to either a physical or logical container. A physical tray or sack can be associated to either a physical or logical container. This field must match a Container ID in the CSM.
Truck or Dispatch Number	Alphanumeric	
Stop Designator	Alphanumeric	
Reservation Number	Alphanumeric	When populated, should be in one of the following formats 1. 10-digit value with the format nnnnn + R + mmdd where n=numeric and mmdd=date of recurring appt 2. 5 digit value with the format nnnnn + R 3. 9 digit numeric value between 100000000 and 999999999
Actual Container Ship Date	Date	YYYYMMDD - Example: 20061225.
Actual Container Ship Time	Time	HH:MM – Example: 18:12. If an <i>Actual Container Ship Time</i> is provided, the <i>Actual Container Ship Date</i> is required.
Scheduled Pick Up Date	Date	YYYYMMDD - Example: 20081225.
Scheduled Pick Up Time	Time	HH:MM – Example: 18:12.
Actual Pick Up Date	Date	YYYYMMDD - Example: 20081225.
Actual Pick Up Time	Time	HH:MM – Example: 18:12
Container Acceptance Date	Date	YYYYMMDD - Example: 20061225
Scheduled In-Home Date	Date	YYYYMMDD - Example: 20061225
Additional In-Home Range	Numeric	
Scheduled Induction Date	Date	YYYYMMDD - Example: 20061225. Required for full and mixed service ready to pay containers and transportation updates when the .csm USPS Pick Up field is populated with N. Date must be within 30 days into the past or present of the Postage Statement Mailing Date for a Full-Service or Mixed Service Mailing.
Scheduled Induction Time	Time	HH:MM – Example: 13:30. Required for full and mixed service ready to pay containers and transportation updates when the .csm USPS Pick Up field is populated with N. If a <i>Scheduled Induction Time</i> is provided, the <i>Scheduled Induction Date</i> is required.
Actual Induction Date	Date	YYYYMMDD – Example 20061225. FAST closeout date. For mailer tracking only.
Actual Induction Time	Time	HH:MM – Example: 13:30. FAST Closeout time. For mailer tracking only.
Internal Date	Date	YYYYMMDD - Example: 20061225. Cannot be all zeros.

Field	Acceptable Values	Notes
Postage Statement Mailing Date	Date	<p>Required for postage payment mailing date. YYYYMMDD – Example: 20080820. Cannot be all zeros. Used to determine price/postage prices applicable – finalization date. Postage Statement Mailing Date may be backdated to the price change before last or one year in the past (whichever is most recent). The Postage Statement Mailing date cannot be populated with a date that is more than 120 days in the future.</p> <ol style="list-style-type: none"> <li>1. The system will not require the CSM Postage container Mailing Date if the CSM Container Status is Original. There is no need for Postage container Mailing Date because there is no postage container created for this case.</li> <li>2. The system will not require the CSM Postage container Mailing Date if the CSM Container Status is Preliminary. When no CSM Postage container Mailing Date is provided, the system will use the current system date for the mailing date on the estimated postage containers.</li> </ol> <p>Mail.dat files may be used to enter or update postage statements with mailing dates before or after the April 2012 price change but dates must be all before or all after the price change. For files submitted before the price change date with a mailing date after the price change date, the postage statements will be converted to the new rates upon finalization.</p>
Postage Statement Mailing Time	Time	HH:MM – Example: 19:00. Used to determine price/postage prices applicable – finalization time.
Number of Copies	Numeric	Required.
Number of Pieces	Numeric	Required.
Total Weight (product only)	Numeric	Required. 99999999v9999 For all classes of mail, omit the validation for the CSM container weight of the children containers to add up to the CSM weight of the parent container.
Unique Container ID	Alphanumeric	If numeric only, fill left with zeros. <i>PostalOne!</i> will fail the file if this field is filled for sibling containers.
Container Status	R,C,X,P,T,O,D,' '(space/blank)	See the Rules for Sending Container Status Updates and the table Allowable CSM Container Status Values.
Ready for SASP	Alphanumeric	Blank = Y, N = No

Field	Acceptable Values	Notes
Container Ready to Pay Transaction ID	Numeric	Not used by the <i>PostalOne!</i> system. Links to the associated PSR file is not supported. This field will be optional for all CSM Container Status field values, including MLOCR jobs.
Included in Other Documentation	Blank, O, L,I	Links to the associated OCI file. Must be blank for all pallet-level containers and mail that is not copalletized. Completed with 'O' for trays and virtual sacks at origin when sent for copalletization. Completed with 'L' for trays and virtual sacks at copalletization to link back to the origin location.
Machinable Mail Piece Tray Preparation Type	Y,N,U,A P, L, S, N	Required. Required. The <i>Tray Preparation Type</i> supports the DMM Exception to Bundle Preparation - Full Single-Sort-Level Trays as follows. For Letters: a. It has a CPT <i>Component - Processing Category</i> of 'LT' (Letter) AND b. It is in a container with a CSM <i>Tray Preparation Type</i> of 'L' (Loose) or 'S' (Separator) or N (Not Applicable) AND c. It is in a container with CSM <i>Container Type</i> of 'O', 'T', or 'E' (1 foot tray, 2 foot tray, or EMM tray) AND d. The CQT Rate Category for every letter piece in the bundle must be one of the following: O, A, B, E, H, L, L1, or L2.  For Flats: a. It has a CPT <i>Component - Processing Category</i> of 'FL' (Flat) AND b. It is in a container with a CSM <i>Tray Preparation Type</i> of 'L' (Loose) or 'S' (Separator) or N (Not Applicable) AND c. It is in a container with CSM <i>Container Type</i> of 'F' (flat tub). d. The CQT Rate Category for every flat piece in the bundle must be one of the following: O, A, B, E, H, L, L3, or L4.
Trans-Ship Bill of Lading Number	Alphanumeric	
Sibling Container Indicator	Y, ' ' (space/blank)	A sibling container may not fill in many fields in the CSM because this container inherits those values from its sibling. The following required fields are populated in the CSM file when the Sibling Container field in the CSM is

Field	Acceptable Values	Notes
		<p>set to Y:</p> <ul style="list-style-type: none"> <li>- Job ID</li> <li>- Segment ID</li> <li>- Container ID</li> <li>- Sibling Container Indicator</li> <li>- Sibling Container Reference ID</li> <li>- Container Type</li> <li>- CSM Record Status</li> </ul> <p>The following optional fields are validated if populated in the CSM file when the Sibling Container field in the CSM is set to Y:</p> <ul style="list-style-type: none"> <li>- Label: IM Container or IM Tray Barcode</li> <li>- Label: 10 Character Container Barcode</li> <li>- Label: Destination Line 1</li> <li>- Label: Destination Line 2</li> <li>- Label: Content Line 1</li> <li>- Label: Content Line 2</li> <li>- Label: Entry (Origin) point Line</li> <li>- Label: User Information Line 1</li> <li>- Label: User Information Line 2</li> <li>- Label: Container Label CIN Code</li> <li>- Label: Container Label Type</li> <li>- Unique Container ID</li> </ul> <p>If other fields are populated for a sibling Container ID, the Mail.dat file is rejected.</p>
Sibling Container Reference ID	Numeric	If the Sibling Container Indicator is Y, this field is required and must match a Container ID in the CSM file.
Postage Grouping ID	Alphanumeric	
Container Gross Weight	Numeric	99999999v9999
Container Gross Weight – Source	A,E	Even when set to E, the <i>PostalOne!</i> system always processes container gross weight as actual.
Container Height	Numeric	Value in inches, no decimal.
Container Height – Source	A,E	
EMD - 8125 ASN Barcode	Alphanumeric	
Transportation Carrier ID	Numeric	USPS ID (The Mail.dat specification says alphanumeric.)
FAST Content ID	Alphanumeric	USPS FAST ID.
FAST Scheduler ID	Numeric	USPS ID.
USPS Pick Up	Y,N,' ' (blank)	Used for DMU-Verified, USPS-Transported mail. This field is required when mailing has full-service mailpieces. Required for Full-Service mailings when the Container Status is "R" or "T" and the container is not a sibling container.

Field	Acceptable Values	Notes
CSA Trip ID	Alphanumeric	Used for DMU-Verified, USPS-Transported mail. Provide the appropriate Postal Service assigned numeric CSA Trip ID from the CSA. Do not provide additional information such as the ship date in the CSA Trip ID field. Leading zeros are accepted.
Scheduled Ship Date	Date	YYYYMMDD. Example: 20080820. Required for DMU-Verified, USPS-Transported mail. Date must be within 30 days into the past or present of the Postage Statement Mailing Date for a Full-Service or Mixed Service Mailing.
Schedule Ship Time	Time	HH:MM. Example: 19:00. Required for DMU-Verified, USPS-Transported mail.
Special Condition On Limit	OV,UF,SM,SN,OM	
DMM Section Defining Container Preparation	Alphanumeric	Allows up to 12 characters. Minimum is 3 characters.
Alternate Method Defining Preparation	Alphanumeric	
Label: IM Container or IM Tray Barcode	Alphanumeric	See USPS Specification 24 characters for trays or sacks. For pallets, use 21 characters; populate the leftmost 21 characters. For full-service option IM Container or IM Tray Barcode must be unique for 45 days after the Postage Statement Mailing Date in the CSM. If not, then an error is reported in the Detail Error Verification Reports. For sacks or trays containing full-service mailpieces, there is a threshold of 1% for duplicate barcodes compared to the total trays or sacks in the job.
Label: 10-Character Container Barcode	Alphanumeric	Optional, for the 10 characters on the IMB 10/24 barcode.
Label: Destination Line 1	Alphanumeric	
Label: Destination Line 2	Alphanumeric	Spaces allowed in original and update jobs.
Label: Contents - Line 1	Alphanumeric	
Label: Contents - Line 2	Alphanumeric	
Label: Entry (Origin) Point Line	Alphanumeric	
Label: User Information Line 1	Alphanumeric	
Label: User Information Line 2	Alphanumeric	
Label: Container Label CIN Code	Alphanumeric	
Label: Container Label Type	1,2,3,4	
Container Contains Overflow Indicator	Y,N	
User Option Field	Alphanumeric	
eInduction Indicator	Alphanumeric	Y= Yes, Blank = No



Field	Acceptable Values	Notes
CSA Agreement ID	Alphanumeric	Required for full or mixed service First-Class Mail jobs (.seg Class Defining Preparation field is 1) when the .csm Container Level field is AK, AL, AM, AN, AO, AP or AQ (11-2 files only).
Presort Labeling List Effective Date	Numeric	Required. YYYYMMDD (cannot be all zeros) For containers created with a CSA, use CSA effective date. Fill with 00010101 if date is not applicable.
Last Used Labeling List Effective Date	Numeric	Required. YYYYMMDD (cannot be all zeros) For containers created with a CSA, use CSA effective date. Fill with 00010101 if date is not applicable. For the initial presort, this will have the same value as Presort Labeling List Effective Date field.
Presort City-State Publication Date	Numeric	Required. YYYYMMDD (cannot be all zeros). Use "01" for day if only Year and Month provided. Fill with 00010101 if date is not applicable.
Last Used City-State Publication Date	Numeric	Required. YYYYMMDD (cannot be all zeros) Use "01" for day if only Year and Month provided. Fill with 00010101 if date is not applicable. For the initial presort, this will have the same value as Presort City-State publication Date.
Presort Zone Chart Matrix Publication Date	Numeric	Required. YYYYMMDD (cannot be all zeros) Fill with 00010101 if date is not applicable.
Last Used Zone Chart Matrix Publication Date	Numeric	Required. YYYYMMDD (cannot be all zeros) Fill with 00010101 if date is not applicable. For the initial presort, this will have the same value as Presort Zone Chart Matrix Publication Date.
Last Used Mail Direction Publication Date	Numeric	Required. YYYYMMDD (cannot be all zeros) Fill with 00010101 if date is not applicable.
CSM Record Status	O,I,D,U	Required. If inserting or updating a container that is not a sibling container then the Container Quantity (CQT) and Package Quantity Record (PQT) are required. In the case of full-service, if sending the Container Summary Record (CSM), the PDR (Piece Detail Record) and the IMR (Intelligent Mail Range) are also required.
Accept Misshipped	Alphanumeric	Y= Yes, Blank = No
Reserve	Alphanumeric	
Closing Character	#	Required. No characters are permitted after the closing character.

### Container Summary Record - Container Type Values

For Outside-County Periodicals mailings, Container Type Mail.dat values (CSM) values map to the following chargeable container types.

**Table C- 13. Container Type Values**

<b>Mail.dat Value</b>	<b>Container Type</b>
1 = #1 Sack	Sack
2 = #2 Sack	Sack
3 = #3 Sack	Sack
4 = 01 V Sack	Sack
5 = 03 V Sack	Sack
A = Hamper, Large Plastic	Pallet
B = Bedload	Not mapped for Periodicals
C = Collapsible Wire Container	Pallet
D = Eastern Region Mail Container w/ Web Door	Pallet
E = EMM Tray	Tray
F = Flat Tub	Tray
G = General Purpose Mail Container with Gate	Pallet
H = Hamper, Large Canvas	Pallet
L = Logical Tray	Not mapped for Periodicals
M = Logical Pallet (MLOCR)	Pallet
O = 1' Tray	Tray
P = Pallet	Pallet
R = Wire Container Rigid	Pallet
S = Sack	Sack
T = 2' Tray	Tray
U = Unit Load Device	Not mapped for Periodicals
V – Sack (Virtual)	Used in some cases to place bundles on pallets.
W = Walled Unit	Not mapped for Periodicals
Z = User Pallet	Pallet
AB = Air Box	New for 11-1 and not supported for 11-1 and above.

**Container Summary Record - Container Level Values**

For Outside-County Periodicals Container Level (CSM) values map to the following chargeable container levels.

**Table C- 14. Container Level Values**

<b>Mail.dat Value</b>	<b>Container Level Price</b>
A = CR-Direct	5-Digit
B = Mixed CR in 5 Digit	5-Digit
C = Mixed CR in 3 Digit	SCF/3-Digit
D = CR – 5 D Scheme	5-Digit
E = FSS Sort Plan	5-Digit
F = FSS Facility	SCF
G = 5 Digit (Auto/Presort)	5-Digit
H = 5 Digit (Merged)	5-Digit
I = 5 Digit (Presort only)	5-Digit

<b>Mail.dat Value</b>	<b>Container Level Price</b>
J = 5 Digit (Barcode only)	5-Digit
K = Metro Scheme	SCF/3-Digit
L = Mixed RDC	Not mapped for Periodicals
M = 5D Scheme (Presort)	5-Digit
N = 5D Scheme (Auto, Presort)	5-Digit
P = 5D Scheme (Barcode)	5-Digit
Q = 5D Scheme (Merged)	5-Digit
R = 3 Digit (Auto, Presort)	SCF/3-Digit
S = 3 Digit (Barcode)	SCF/3-Digit
T = 3 Digit (Presort)	SCF/3-Digit
U = 3 Digit (CR, Auto, Presort)	SCF/3-Digit
V = 3 Digit Scheme	SCF/3-Digit
W = Unique 3 Digit	SCF/3-Digit
X = SCF	SCF/3-Digit
Y = Protected SCF	SCF/3-Digit
Z = ADC	ADC/AADC
AA = AADC	ADC/AADC
AB = Mixed ADC	Mixed ADC/AADC
AC = Mixed AADC	Mixed ADC/AADC
AD = ASF	Mixed ADC/AADC
AE = NDC	Mixed ADC/AADC
AF = Protected NDC	Mixed ADC/AADC
AG = Mixed NDC	Mixed ADC/AADC
AH = Origin Mixed ADC	Mixed ADC/AADC
AI = Protected ADC	ADC/AADC
AJ = Single Piece Container	Mixed ADC/AADC

## Container Summary Record - Entry Point for Entry Discount

Detail Error Verification Reports reflect instances in which FAST appointments are not associated for drop ship mailings (drop ship is identified by Entry Point for Entry Discount Facility Type in the CSM = B “DNDC”, R “ADC”, S “DSCF”, or D “DDU”). SASP will associate FAST appointment IDs to physical containers/handling units by matching to one of the following: 1) Reservation Number provided in the CSM or 2) IMcb provided in the CSM to the IMcb in the 99M records from FAST to retrieve an Appointment ID.

Detail Error Verification Reports reflect instances in which FAST appointments are not associated for DMU verified / mailer transported origin entry mail with a CSA (DMU verified / mailer transported with a CSA is identified by Entry Point for Entry Discount Facility Type in the CSM = O “Origin”, inclusion of a CSA ID in the SEG, and USPS Pick Up Indicator = “N” in the CSM). SASP will associate FAST appointment IDs to physical containers/handling units by matching to one of the following: 1) Reservation Number provided in the CSM or 2) IMcb provided in the CSM to the IMcb in the 99M records from FAST to retrieve an Appointment ID.

Entry Point for Entry Discount Facility Type must be set to S or R when the associated CSM Container Level is set to E or F for Periodicals.

For Outside-County Periodicals mailings, Entry Point for Entry Discount – Facility Type (CSM) values map to the following chargeable Container Entry values.

**Table C- 15. Entry Point for Entry Discount - Facility Type Values**

Mail.dat Value	Container Entry
A = ASF	Destination NDC
B = DNDC	Destination NDC
D = DDU	DDU
S = DSCF	Destination SCF
H = Tran Hub	Not mapped for Periodicals
R = ADC	Destination ADC
O = Origin	Origin Post Office/DMU
X = Alt Delivery	Not mapped for Periodicals
V = Int'l Gateway	Not mapped for Periodicals
U = USPS Int'l	Not mapped for Periodicals
T = Orig(T-Hub Sq)	Not mapped for Periodicals
N = Not-determined	Origin Post Office/DMU
G = Can (Gatwy)	Not mapped for Periodicals
P = Can (in Can)	Not mapped for Periodicals
F = Forgn Mail Consol.	Not mapped for Periodicals
C = Origin SCF	Origin SCF
E = Origin DDU	Origin Post Office/DMU
J = Origin ADC	Origin ADC
K = Origin NDC	Origin NDC
L = Origin ASF	Origin NDC
M = Dest AMF	Destination NDC
Q = Origin AMF	Origin NDC
I = INDC (Int'l NDC, NJ)	Origin NDC
Y = RDC (Regional Distribution Center)	Not mapped for Periodicals

Mail.dat Value	Container Entry
Z = DPC (Destination Processing Center)	Not mapped for Periodicals

## Original Container Identification Record

This record type is used for copalletization.

**Table C- 16 . Original Container Identification Record – OCI**

Field	Acceptable Values	Notes
Job ID	Alphanumeric	If numeric only, fill left with zeros. No special characters allowed. Required  <i>PostalOne!</i> does not support updates of this field, only one Job ID is allowed in a Mail.dat file.
Container ID	Alphanumeric	Must match a container ID in the CSM. Required
Original Job ID	Alphanumeric	Must match a previously submitted Job ID. Required
Original User License Code	Alphanumeric	Must match the User License Code for the Original Job ID. Required The Postal Service systems treat the Original User License Code as case sensitive.
Original Segment ID	Alphanumeric	Must match a Segment ID for the Original Job ID. Required
Original Container ID	Numeric	Must match a Container ID for the Original Job ID. Required
Original Display Container ID	Alphanumeric	Must match the Display Container ID for the Original Job ID and Container ID
Original Label: IM Container or IM Tray Barcode	Alphanumeric	Must match the Label: IM Container or IM Tray Barcode for the Original Job ID and Container ID
Original Mail.XML Customer Group ID	Alphanumeric	Not used by <i>PostalOne!</i>
Original Mail.XML Mailing Group ID	Alphanumeric	Not used by <i>PostalOne!</i>
Original Mail.XML Container ID	Numeric	Not used by <i>PostalOne!</i>
OCI Record Status	Alphanumeric	Not used by <i>PostalOne!</i>
Reserve	Alphanumeric	
Closing Character	#	Required. No characters are permitted after the closing character

## Intelligent Mail Range Record

The full-service option (SEG record type Full-service Participation Indicator is either M or F) requires either the IMR or the PDR record type to send data for a Mail.dat job. A Mail.dat job cannot have a

mixture of IMR and PDR files. If there are no full-service mailpieces in the Mail.dat file, the SEG Full-Service Participation Indicator value is blank and a PDR, PBC or IMR file may be submitted but is not processed for full-service. For the non full-service mailing the PDR “Wasted or Shortage Piece” Indicator values X, T, W and S are processed. For a non full-service mailing, the PDR file can be submitted for all mailpieces or only the mailpieces with PDR “Wasted or Shortage Piece” Indicator values X, T, W and S. IMR pieces must equal the total pieces in each non-parent CSM container. See the *Guide to Intelligent Mail for Letters and Flats* for guidance on what record type to use.

In 12-2 the IMR record is daggered. The IMR will be completely phased out by July 2013.

**Table C- 17. Intelligent Mail Range Record – IMR**

<b>Field</b>	<b>Acceptable Values</b>	<b>Notes</b>
Job ID	Alphanumeric	Required. Must match Job ID of Header.
Container ID	Numeric	Required. Must match Container ID in CSM file.
IMR Unique ID	Alphanumeric	Required. If numeric only, fill left with zeros. Use a new IMR unique ID for each range that requires a new value in IM Barcode Lower Serialization (including MID on the mailpiece), IM Barcode Upper Serialization (including MID on the mailpiece), Mailer ID of Mail Owner, CRID of Mail Owner, Mailer ID of Preparer, CRID of Preparer, Service Level Indicator, and Piece Count.  <i>PostalOne!</i> does not support updates of this field, only inserts of new records are supported for the key fields.
Class	1,2,3,4	Required. Pending Periodicals use 2 for Periodicals
IM Barcode Lower Serialization	Alphanumeric	Must be all numbers exactly 15 numbers in length. May have leading zeros if significant. Must be less than or equal to <i>IM Barcode Upper Serialization</i> number. The first six characters must match the <i>IM Barcode Upper Serialization</i> number. IM Barcode must be unique for 45 days after the Postage Statement Mailing Date in the CSM. If not, then an error is reported in the Detail Error Verification Reports.
IM Barcode Upper Serialization	Alphanumeric	Must be all numbers exactly 15 numbers in length. May have leading zeros if significant. Must be greater than or equal to the <i>IM Barcode Lower Serialization</i> number. The first six characters must match the <i>IM Barcode Lower Serialization</i> number. IM Barcode must be unique for 45 days after the Postage Statement Mailing Date in the CSM. If not, then an error is reported in the Detail Error Verification Reports.

Field	Acceptable Values	Notes
Mailer ID of Mail Owner	Alphanumeric	For Full-Service Processing, at least one of the following fields must be populated when the IMR file is submitted for full-service: IMR <i>CRID of Mail Owner</i> or IMR <i>Mailer ID of Mail Owner</i> . Must be all numbers. A Mailer ID is always six numbers or nine numbers. May have leading zeros if significant. Left-justify and do not add leading zeros to a six digit Mailer ID to make nine digits. See Full-service Data Distribution.
CRID of Mail Owner	Alphanumeric	Use only numeric characters, left justify and do not add leading zeros. For Full-Service Processing, at least one of the following fields must be populated when the IMR file is submitted for full-service: IMR <i>CRID of Mail Owner</i> or IMR <i>Mailer ID of Mail Owner</i> . See Full-service Data Distribution.
Mailer ID of Preparer	Alphanumeric	For Full-Service Processing, at least one of the following fields must be populated when the IMR file is submitted for full-service: IMR <i>CRID of Mail Preparer</i> or IMR <i>Mailer ID of Mail Preparer</i> . Must be all numbers. A Mailer ID is always six numbers or nine numbers. May have leading zeros if significant. Left-justify and do not add leading zeros to a six digit Mailer ID to make nine digits. See Full-service Data Distribution.
CRID of Preparer	Alphanumeric	Use only numeric characters, left justify and do not add leading zeros. For Full-Service Processing, at least one of the following fields must be populated when the IMR file is submitted for full-service: IMR <i>CRID of Mail Preparer</i> or IMR <i>Mailer ID of Mail Preparer</i> . See Full-service Data Distribution.
Service Level Indicator	B,F,P,O	This field is required for the <i>PostalOne!</i> system. See note in CQT Service Level Indicator
Piece Count	Numeric	Required. The total number of pieces with each separate Service Level Indicator for a Container ID must be between the total number of pieces and the total number of copies with the same Service Level Indicator in the CQT records for the same Container ID.  For Periodicals firm bundles, if assigning the same barcode to each copy in the firm bundle, count the entire firm bundle as a single piece in the IMR. If assigning a unique barcode to each copy in the firm bundle, count each copy as a piece in the IMR.
IMR Record Status	O,D,U	I is not supported
Reserve	Alphanumeric	
Closing Character	#	Required. No characters are permitted after the closing character.

## Container Quantity Record

Table C- 18. Container Quantity Record - CQT

Field	Acceptable Values	Notes
Job ID	Alphanumeric	Required. Must match Job ID of Header.
CQT Database ID	Numeric	Required. If numeric only, fill left with zeros.  <i>PostalOne!</i> does not support updates of this field, only inserts of new records are supported for the key fields.
Container ID	Numeric	Required. Must match Container ID in CSM.
3 Digit / 5 Digit Container Division	Alphanumeric	Required. Data used on the qualification report.
Mail Piece Unit ID	Alphanumeric	Required. Must match MPU ID in MPU.
Zone	S, D, L, 1, 3, 4, 5, 6, 7, 8, N or V	Required. If <i>Periodicals: Not County/In County</i> is "I": D or N. If <i>Periodicals: Not County/In County</i> is "N", D, S, V, 1, 2, 3, 4, 5, 6, 7, or 8. If Bound Printed Matter, 1, 3, 4, 5, 6, 7, 8, S, D and N. If First-Class Mail, Standard Mail, Media Mail or Library Mail: N. If Parcel Post: 1, 3, 4, 5, 6, 7, 8, L, and N.
Destination Entry	B,S,D,N,A,O	Required. Used to calculate postage. Barcode Discount will be disregarded for DDU Entry, since there are no corresponding USPS rates for DDU entry with barcode discount.
Rate Category	See list by class and processing category where indicated. CQT records representing full-service mailpieces must use automation rate categories.	Used to calculate postage.  Required. First-Class Mail: E,H,L1,L2,L3,L4,L5,N, S,G,K.  Media and Library Mail: S,N,G Bound Printed Matter: S,N,D Standard Mail Customized MarketMail (CMM) processing category CM: N  Standard Mail Letters: A,B, A1, B1, D, D1, E,G,H,K,L1,L2,L3,L5,L6,L7,L8, N, O, S  For Mail.dat version 09-1 or version 11-1 and above Standard Mail nonautomation letters use the processing category letters and rate categories G, K, L5, or L6. For Mail.dat 11-1 and above Standard Mail ECR nonautomation letters use the new rate categories A1, B1 and D1.  Obsolete in release 28: For Mail.dat 9-1 Standard Mail ECR nonautomation letters use the processing category letters and rate categories AF, BF, or DF.  Standard Mail Flats: A,B,D,E,G,H,K,L3, L4,L5,L6  Standard Mail Marketing Parcels and Standard Mail Irregular Parcels: A,B,D,PE,PG,



Field	Acceptable Values	Notes
		PI,PK,PM,PQ,PR,P5,P6,P7,P8 Machinable Parcels (Processing Category MP): A,B,D,PE,PQ,PR Irregular Parcels (Processing Category IR): A,B,D,P5,P6,P7,P8,PG,PI,PK,PM (Obsolete for CSM Postage Statement Mailing Date on or after Jan 22, 2012) Standard Mail NFM: NG,NK,N5,N6 Periodicals: A,B,D,E,G,H,K,L,N,O,L1,L2,L3,L4,L5,L6,FB. MLOCR: N, L2, L1, H, E, L3, L4, S First-Class Mail Flats: E, H, L3, L4, N, or S First-Class Mail Letters: E, H, L1, L2, N, or S Standard Mail Letters: E, H, L1, L2, L7, L8, or S See Appendix G for the specific mappings to postage statement line items.
Barcode Discount or Surcharge Indicator	O,B,D,S,I	Required. This field affects prices in some cases. When the Mail Class is 3 (Standard Mail), the values B, S or O may be used. When the Mail Class is 4, only the values B and D may be used. This field should be left blank or value O for other classes.
Periodicals: Sub/ Non-Sub/ Requester Indicator	S,N,R,O	Required. For Periodicals must be S, N or R. Affects eligibility for Periodicals class.
Periodicals: Not County/In County	N,I,O	Required. For Periodicals must be I or N. For other classes of mail must be O. Used to calculate postage.
Number of Copies	Numeric	Required. Number of copies must equal number of pieces except for Periodicals firm bundles. Used to calculate postage.
Number of Pieces	Numeric	Required. Used to calculate postage.
Periodicals Co-Palletization Discount Indicator	Y,N	Required. Exists for mailer convenience.
Exp Per HE,HW, SC Pub - Origin Delivery Zone	Numeric	Exists for mailer convenience.
Exp Per HE,HW, SC Pub - Origin 3-Digit Zip	Numeric	Exists for mailer convenience.
Container Charge Allocation	Numeric	9v999999 Used For Periodicals container charges when SEG Less Than a Presort Segment Presentation is Y = Yes.
Service Level Indicator	F,B,P,O	Required for the <i>PostalOne!</i> system. The value "F" may only be used with full-service eligible rate categories. First Class Mail Full-Service Eligible Rate Categories: E = 5-Digit

Field	Acceptable Values	Notes
		<p>H = 3-Digit  L1 = AADC  L2 = Mixed AADC</p> <p>Standard Mail Letters Full-Service Eligible Rate Categories:  E = 5-Digit  H = 3-Digit  L1 = AADC  L2 = Mixed AADC</p> <p>Standard Mail Flats Full-Service Eligible Rate Categories:  E = 5-Digit  H = 3-Digit  L3 = ADC  L4 = Mixed ADC</p> <p>Standard Mail Enhanced Carrier Route (ECR) Letters Full-Service Eligible Rate Categories:  A = Saturation – ECR  B = High Density – ECR  D = Carrier Route  O = CR – Barcode</p> <p>Standard Mail Enhanced Carrier Route (ECR) Flats Full-Service Eligible Rate Categories:  B = High Density – ECR  D = Carrier Route  O = CR – Barcode</p> <p>Bound Printed Matter Full-Service Eligible Rate Categories:  E = 5-digit  H = 3-digit  L3 = ADC  L4 = Mixed ADC  A = Saturation – ECR  B = High Density – ECR  D = Carrier Route  O = CR – Barcode</p> <p>For Periodicals Full-Service Eligible Rate Categories must be for a processing category letter or flat and have an automation or carrier route rate category.</p> <p>The value “B” and “P” may only be used with automation or carrier route eligible rate categories.</p> <p>The <i>PostalOne!</i> system validates (1) that a job containing all full-service mailpieces (SEQ Full-Service Participation Indicator value F) contains all full-service mailpieces (all CQT Service Level Indicator values are F); (2) that a job containing a mixture of full-service mailpieces with non full-service mailpieces (SEQ Full-Service Participation Indicator value M) contains at least one full-service mailpiece (one CQT Service Level Indicator with value F); and (3) that a job containing all non full-service mailpieces (SEQ Full-Service</p>

Field	Acceptable Values	Notes
		Participation Indicator value blank) contains no full-service mailpieces (no CQT Service Level Indicator with value F).
ZAP Agent Code	Numeric	Exists for mailer convenience. For Periodicals, <i>PostalOne!</i> uses the HDR Software Vendor's ZAP Option.
Simplified Address Indicator	Alphanumeric	"Y" = Yes; Blank = Not Applicable  Must be "Y" for Standard Mail (.mpu Mail Piece Unit – Class set to '3')
Extended Delivery Area Fee (Mail.dat 12-1)	Y,N	Used only for Parcel Select and ignored in Mail.dat.
CQT Record Status	O,D,U, I	Required.
Reserve	Alphanumeric	
Closing Character	#	Required. No characters are permitted after the closing character.

Note: If there are any CQT rate categories in the segment with SEG Full-service Participation Indicator with value M or F that do not qualify for automation or carrier route prices, *PostalOne!* Will reject the Mail.dat file with the error message "For a Mixed mailing or for Full-service prices, all mailpieces in the segment must qualify for automation prices: see CQT records [list CQT records by SEG ID, CQT DB ID and incorrect CQT rate category up to 1000 characters].

## CQT Rate Category and Qualification Report Price Level

For Periodicals Mail, the CQT Rate Category is mapped to the piece postage lines in the Periodicals postage statement. The following tables for Periodicals In-County – Rate Category and Corresponding Price Level and Periodicals Outside-County – Rate Category and Corresponding Price Level show the correspondence to the displayed Price Level in the Qualification Report for each processing category FL = Flats, IR = Parcels and LT = Letters.

**Table C- 19. Periodicals In-County – Rate Category and Corresponding Price Level**

Rate Category	Rate Category Description	Processing Category	Price Level	Price Level Description
A	Saturation ECR	FL	WS	Carrier Route Saturation
B	High Density ECR	FL	HD	Carrier Route High Density
D	Carrier Route	FL	CR	Carrier Route Basic
E	5-Digit Barcode	FL	5B	Auto 5-Digit
H	3-Digit Barcode	FL	3B	Auto 3-Digit
L	Basic Barcode	FL	BB	Barcode Basic
G	5-Digit Non-Barcode	FL	5D	Presort 5-Digit
K	3-Digit Non-Barcode	FL	3D	Presort 3-Digit
N	Basic Nonautomation	FL	PSRT	Presorted
A	Saturation ECR	IR	WS	Carrier Route Saturation
B	High Density ECR	IR	HD	Carrier Route High Density
D	Carrier Route	IR	CR	Carrier Route Basic
E	5-Digit Barcode	IR	5B	Auto 5-Digit

H	3-Digit Barcode	IR	3B	Auto 3-Digit
L	Basic Automation	IR	BB	Barcode Basic
G	5-Digit Non-Barcode	IR	5D	Presort 5-Digit
K	3-Digit Non-Barcode	IR	3D	Presort 3-Digit
N	Basic Nonautomation	IR	PSRT	Presorted
A	Saturation ECR	LT	WS	Carrier Route Saturation
AF	Saturation Letter - ECR (Pd Flt)	LT	WS	Carrier Route Saturation
B	High Density ECR	LT	HD	Carrier Route High Density
D	Carrier Route	LT	CR	Carrier Route Basic
E	5-Digit Barcode	LT	5B	Auto 5-Digit
H	3-Digit Barcode	LT	3B	Auto 3-Digit
L	Basic Automation	LT	BB	Barcode Basic
G	5-Digit Non-Barcode	LT	5D	Presort 5-Digit
K	3-Digit Non-Barcode	LT	3D	Presort 3-Digit
N	Basic Nonautomation	LT	PSRT	Presorted
A1	Non Automation Saturation-ECR (Standard Mail letters)	LT	WS	Carrier Route Saturation
B1	Non Automation High Density-ECR (standard mail letters)	LT	HD	Carrier Route High Density
D1	Non Automation Basic-Carrier Route (Standard mail letters)	LT	CR	Carrier Route Basic

**Table C- 20. Periodicals Outside-County – Rate Category and Corresponding Price Level**

<b>Rate Category</b>	<b>Rate Category Description</b>	<b>Processing Category</b>	<b>Price Level</b>	<b>Price Level Description</b>
A	Saturation ECR	FL	WS	Carrier Route Saturation
B	High Density ECR	FL	HD	Carrier Route High Density
D	Carrier Route	FL	CR	Carrier Route Basic
E	5-Digit Barcode	FL	5B	Auto 5-Digit
H	3-Digit Barcode	FL	3B	Auto 3-Digit
L3	ADC Barcode	FL	AB	Auto ADC/AADC
L4	Mixed ADC Barcode	FL	MB	Auto Mixed ADC/AADC
G	5-Digit Non-Barcode	FL	5D	Presort 5-Digit
K	3-Digit Non-Barcode	FL	3D	Presort 3-Digit
L5	ADC Non-Barcode	FL	AD	ADC Presort
L6	Mixed ADC Non-Barcode	FL	MD	Mixed ADC Presort
FB	Outside County Firm Bundle	FL	FB	Firm Bundle
A	Saturation ECR	IR	WS	Carrier Route Saturation
B	High Density ECR	IR	HD	Carrier Route High Density
D	Carrier Route	IR	CR	Carrier Route Basic

Rate Category	Rate Category Description	Processing Category	Price Level	Price Level Description
E	5-Digit Barcode	IR	5B	Auto 5-Digit
H	3-Digit Barcode	IR	3B	Auto 3-Digit
L3	ADC Barcode	IR	AB	Auto ADC/AADC
L4	Mixed ADC Barcode	IR	MB	Auto Mixed ADC/AADC
G	5-Digit Non-Barcode	IR	5D	Presort 5-Digit
K	3-Digit Non-Barcode	IR	3D	Presort 3-Digit
L5	ADC Non-Barcode	IR	AD	ADC Presort
L6	Mixed ADC Non-Barcode	IR	MD	Mixed ADC Presort
FB	Outside County Firm Bundle	IR	FB	Firm Bundle
A	Saturation ECR	LT	WS	Carrier Route Saturation
B	High Density ECR	LT	HD	Carrier Route High Density
D	Carrier Route	LT	CR	Carrier Route Basic
E	5-Digit Barcode	LT	5B	Auto 5-Digit
H	3-Digit Barcode	LT	3B	Auto 3-Digit
L1	AADC Barcode	LT	AB	Auto ADC/AADC
L2	Mixed AADC Barcode	LT	MB	Auto Mixed ADC/AADC
G	5-Digit Non-Barcode	LT	5D	Presort 5-Digit
K	3-Digit Non-Barcode	LT	3D	Presort 3-Digit
KF	3-Digit Letter (Pd Flt)	LT	3D	Presort 3-Digit
L7	AADC Non-Barcode	LT	AD	ADC Presort
L8	Mixed AADC Non-Barcode	LT	MD	Mixed ADC Presort
FB	Outside County Firm Bundle	LT	FB	Firm Bundle

The following table for Standard Mail – Rate Category and Corresponding Price Level show the correspondence to the displayed Price Level in the Qualification Report for each processing category FL = Flats, IR = Parcels, LT = Letters, MP = Machinable Parcel, NF = Not Flat Machinable.

For Standard Mail Parcels and Not Flat Machinables (NG, NK, N5, and N6 obsolete as of Jan 22, 2012):

- (1) Rate categories PK, PM, NK display 3-Digit Price Level 3D where the DMM says SCF.
- (2) Rate categories P5, P7 and N5 display ADC Price Level AD where the DMM says NDC.
- (3) Rate categories P6, P8 Mixed ADC display Price Level MD where the DMM says Mixed NDC.
- (4) Rate category N6 displays Price Level MP for processing category LT and the Price Level MD for processing category NF where the DMM says Mixed NDC.

**Table C- 21. Standard Mail – Rate Category and Corresponding Price Level**

Rate Category	Rate Category Description	Processing Category	Price Level	Price Level Description
N	Basic (1C/4C Presort)	CM	PSRT	Presorted
A	Saturation ECR	FL	WS	Carrier Route Saturation

<b>Rate Category</b>	<b>Rate Category Description</b>	<b>Processing Category</b>	<b>Price Level</b>	<b>Price Level Description</b>
B	High Density ECR	FL	HD	Carrier Route High Density
D	Carrier Route	FL	CR	Carrier Route Basic
E	5-Digit Barcode	FL	5B	Auto 5-Digit
H	3-Digit Barcode	FL	3B	Auto 3-Digit
L3	ADC Barcode	FL	AB	Auto ADC/AADC
L4	Mixed ADC Barcode	FL	MB	Auto Mixed ADC/AADC
G	5-Digit Non-Barcode	FL	5D	Presort 5-Digit
K	3-Digit Non-Barcode	FL	3D	Presort 3-Digit
L5	ADC Non-Barcode	FL	AD	ADC Presort
L6	Mixed ADC Non-Barcode	FL	MD	Mixed ADC Presort
PG	5-Digit Non-Machinable	IR	5D	Presort 5-Digit
PI	5-Digit (Std Prcl Piece Rate)	IR	5D	Presort 5-Digit
PK	SCF Non-Machinable	IR	SCF	Presort SCF
PM	SCF	IR	SCF	Presort SCF
P5	NDC Non-Machinable	IR	BP	Standard Mail NDC
P6	Mixed ADC Non-Machinable	IR	BP	Standard Mail NDC
P7	NDC	IR	BP	Standard Mail NDC
P8	Mixed ADC	IR	MD	Mixed ADC Presort
A	Saturation ECR	LT	WS	Carrier Route Saturation
B	High Density ECR	LT	HD	Carrier Route High Density
A1	Nonautomation Saturation ECR	LT	WS	Carrier Route Saturation
B1	Nonautomation High Density ECR	LT	HD	Carrier Route High Density
D	Carrier Route	LT	CR	Carrier Route Basic
D1	D1 = Non Automation Basic – Carrier Route	LT	CR	Carrier Route Basic
DF	Carrier Route Letter (Pd Flt)	LT	CR	Carrier Route Basic
E	5-Digit Barcode	LT	5B	Auto 5-Digit
H	3-Digit Barcode	LT	3B	Auto 3-Digit
L1	AADC Barcode	LT	AB	Auto ADC/AADC
L2	Mixed AADC Barcode	LT	MB	Auto Mixed ADC/AADC
L7	AADC Non-Barcode	LT	AB	Machinable AADC
L8	Mixed AADC Non-Barcode	LT	MB	Machinable Mixed AADC
N5	NDC	LT	BP	Standard Mail NDC
N6	Mixed NDC	LT	MP	Mixed NDC Standard
G	5-Digit Non-Barcode	LT	5D	Presort 5-Digit
K	3-Digit Non-Barcode	LT	3D	Presort 3-Digit

Rate Category	Rate Category Description	Processing Category	Price Level	Price Level Description
L5	ADC Non-Barcode	LT	AD	ADC Presort
L6	Mixed ADC Non-Barcode	LT	MD	Mixed ADC Presort
GF	5-Digit Letter (Pd Flt)	LT	5D	Presort 5-Digit
KF	3-Digit Letter (Pd Flt)	LT	3D	Presort 3-Digit
N	Basic (1C/4C Presort)	LT	PSRT	Presorted
NF	Basic Letter (Pd Flt)	LT	PSRT	Presorted
PE	5-Digit Machinable	MP	5D	Presort 5-Digit
PQ	NDC Machinable	MP	BP	Standard Mail NDC
PR	Mixed NDC Machinable	MP	MP	Mixed NDC Standard
NG	5-Digit	NF	5D	Presort 5-Digit
NK	SCF	NF	SCF	Presort SCF
N5	NDC	NF	BP	Standard Mail NDC
N6	Mixed NDC	NF	MP	Mixed NDC Standard
S	Single Piece	FL	SP	Single-Piece

For First Class Mail, the CQT Rate Category is mapped to the piece postage lines in the Periodicals postage statement. The following table for First Class Mail – Rate Category and Corresponding Price Level show the correspondence to the displayed Price Level in the Qualification Report for each processing category FL = Flats, and PF = First Class Parcel.

**Table C- 22. First-Class Mail – Rate Category and Corresponding Price Level**

Rate Category	Rate Category Description	Processing Category	Price Level	Price Level Description
E	5-Digit Barcode	FL	5B	Auto 5-Digit
H	3-Digit Barcode	FL	3B	Auto 3-Digit
L3	ADC Barcode	FL	AB	Auto ADC/AADC
L4	Mixed ADC Barcode	FL	MB	Auto Mixed ADC/AADC
N	Basic (1C/4C Presort)	FL	PSRT	Presorted
S	Single Piece	FL	SP	Single-Piece
E	5-Digit Barcode	LT	5B	Auto 5-Digit
H	3-Digit Barcode	LT	3B	Auto 3-Digit
L1	AADC Barcode	LT	AB	Auto ADC/AADC
L2	Mixed AADC Barcode	LT	MB	Auto Mixed ADC/AADC
N	Basic (1C/4C Presort)	LT	PSRT	Presorted
S	Single Piece	LT	SP	Single-Piece
G	5-Digit Barcode	PF	5D	Presort 5-Digit
K	3-Digit Non-Barcode	PF	3D	Presort 3-Digit
S	Single Piece	PF	SP	Single-Piece
L5	ADC	PF	AD	ADC Presort

For Parcel Select, the CQT Rate Category is mapped to the piece postage lines in the Periodicals postage statement. The following table for Parcel Select – Rate Category and Corresponding Price Level shows the correspondence to the displayed Price Level in the Qualification Report for Processing Categories MP = Machinable Parcel, IR = Irregular Parcel, OS = Outside Parcel, and NP = Non machinable Parcel.

Reply Rides Free pieces (CPT Postal Price Incentive Type of A = Reply Rides Free) will be identified in Part A Automation Prices of the First-Class Postage Statement. All Reply Rides Free pieces are processed at the 2oz rate. If not all conditions for Reply Rides Free are met, the pieces will appear on the existing First-Class Part A lines.

**Table C- 23. Parcel Post – Rate Category and Corresponding Price Level**

Rate Category	Rate Category Description	Price Level	Price Level Description
Z1	Par Post (NDC Sort)	NDC	NDC Presort
Z2	Par Post (ONDC Sort)	ONDC	ONDC Presort

## Package Quantity Record

**Table C- 24. Package Quantity Record - PQT**

Field	Acceptable Values	Notes
Job ID	Alphanumeric	Required. Must match Job ID of Header.
CQT Database ID	Numeric	Required. Must match CQT Database ID in CQT.
Package ID	Alphanumeric	Required. The package ID must be unique within a container. For Periodicals bundle charges, validation creates a bundle for each unique combination of <i>Container ID</i> and <i>Package ID</i> .  If numeric only, fill left with zeros.  <i>PostalOne!</i> does not support updates of this field, only inserts of new records are supported for the key fields.
Package Zip Code	Alphanumeric	Required. The package ID must be unique within a container. For Periodicals bundle charges, validation creates a bundle for each unique combination of <i>Container ID</i> and <i>Package ID</i> .
Package Carrier Route	Alphanumeric	The package ID must be unique within a container. For Periodicals bundle charges, validation creates a bundle for each unique combination of <i>Container ID</i> and <i>Package ID</i> .  Package Carrier Route must be four characters long having one of the following values as the first character: C = Carrier Route, R = Rural Route, H = Contract Route, B = PO Box, G = General Delivery



Field	Acceptable Values	Notes
		(where the last 3 characters must be a numeric type).
Package Level	A,B,C,D,F,H,I,K,L,M,O,R,S,T, U,V,X, Y,W	Required. This field impacts bundle prices for Periodicals. For more information, see the Package Level Values table. Must contain only the characters 'A', 'B', 'C', 'D', 'F', 'H', 'I', 'K', 'L', 'M', 'T', 'U', or 'V' for Periodicals and 'A', 'B', 'C', 'D', 'F', 'H', 'I', 'K', 'L', 'M', 'O', 'R', 'S', 'T', 'U', 'V', 'X', or 'Y' for all other mail types. New for 11-1: X = FSS Sort Plan The <i>PostalOne!</i> system will accept two characters for this field for 11-1 and above files.
Package Barcode	Alphanumeric	
Number of Copies	Numeric	Required. Number of copies must equal number of pieces except for Periodicals firm bundles. The <i>PostalOne!</i> system will accept five characters for this field and above files.
Number of Pieces	Numeric	Required. The <i>PostalOne!</i> system will accept five characters for this field and above files.
Package Status	C, ' ' (blank)	
Bundle Charge Allocation	Numeric	9v999999. Used For Periodicals bundle charges when SEG Less Than a Presort Segment Presentation is Y = Yes.
Unique Characteristics	Alphanumeric	New for 11-1. This field is not used by the <i>PostalOne!</i> system at this time. The <i>PostalOne!</i> system will accept two characters for this field and above files.
PQT Record Status	O, D, I, U	Required.
Reserve	Alphanumeric	
Closing Character	#	Required. No characters are permitted after the closing character.

## Package Quantity Record - Package Level Values

For Outside-County Periodicals mailings, Package Level (PQT) maps to the following chargeable bundle levels:

**Table C- 25. Package Level Values**

Mail.dat Value	Periodicals Bundle Level	Mail Class
A = Firm	Firm at Container Level	Periodicals only
B = Carrier Route	Carrier Route	All mail classes
C = 5 Digit	5-Digit	All mail classes
D = Unique 3-Digit	3-Digit/SCF	All mail classes
F = 3 Digit	3-Digit/SCF	All mail classes
H = ADC	ADC/AADC	Periodicals only
I = AADC	ADC/AADC	Periodicals only
K = Origin MxADC	Mixed ADC/AADC	Periodicals only

Mail.dat Value	Periodicals Bundle Level	Mail Class
L = MxADC	Mixed ADC/AADC	Periodicals only
M = MxAADC	Mixed ADC/AADC	Periodicals only
O = Working	Not mapped for Periodicals	First-Class, Standard, Package Services
R = Parcel	Not mapped for Periodicals	First-Class, Standard, Package Services
S = Multi-pc Parcel	Not mapped for Periodicals	First-Class, Standard, Package Services
T = 3-D Scheme	3-Digit/SCF	All mail classes
U = 5-D Scheme + L007	5-Digit	All mail classes
V = NDC	Mixed ADC/AADC	All mail classes
X = Alt Del – CR	Not mapped for Periodicals (9-1)	First-Class, Standard, Package Services (9-1)
X = FSS Sort Plan (11-1 and above)	5-Digit (11-1 and above)	FSS Sort Plan (11-1 and above) – All mail classes
Y = Alt Del - Bas	Not mapped for Periodicals	First-Class, Standard, Package Services

## Walk Sequence Record

Table C- 26. Walk Sequence Record - WSR

Field	Acceptable Values	Notes
Job ID	Alphanumeric	Required. Must match Job ID of Header.
Segment ID	Alphanumeric	Required. Must match Seg ID of Segment.
Package Zip Code	Alphanumeric	Required.  <i>PostalOne!</i> does not support updates of this field, only inserts of new records are supported for the key fields.
Package CR Number	Alphanumeric	Required.  <i>PostalOne!</i> does not support updates of this field, only inserts of new records are supported for the key fields.
Co-Palletization Code	Alphanumeric	Required. Populate with '01' if not needed.  <i>PostalOne!</i> does not support updates of this field, only inserts of new records are supported for the key fields.
Walk Sequence Type	T,R	Required.
Walk Sequence Stops	Numeric	Required.
Walk Sequence Denominator	Numeric	Required.
Walk Sequence Database Date	Date	Required. YYYYMMDD - Example: 20061225
WSR Record Status	O,D,I,U	Required. Acceptable values dependent on file type.
Reserve	Alphanumeric	

Field	Acceptable Values	Notes
Closing Character	#	Required. No characters are permitted after the closing character.

## Piece Barcode Record

Table C- 27. Piece Barcode Record

Field	Acceptable Values	Notes
Job ID	Alphanumeric	Required. Must match Job ID of Header.
PBC Unique ID	Numeric	Required.
CQT DB ID	Numeric	Required. Must match CQT Database ID of CQT.
Package ID	Alphanumeric	Required. The package ID must be unique within a container. For Periodicals bundle charges, validation creates a bundle for each unique combination of <i>Container ID</i> , <i>Package ID</i> , <i>Package ZIP Code</i> and <i>Package Carrier Route</i> . If numeric only, fill left with zeros.
Barcode	Alphanumeric	Required. IMb or IMpb.
Spoilage Indicator	Alphanumeric	Optional. "W" = Wasted piece produced but was spoiled; "S" = Shortage – piece NOT produced; X = Wasted piece and postage adjustment should NOT be triggered; T = Shortage pieces not produced and postage adjustment should NOT be triggered; "Blank" for all else
PBC Record Status	O, D, I, U	Required.
Closing Character	#	Required. No characters are permitted after the closing character.

## Piece Detail Record

The full-service option (SEG record type Full-service Participation Indicator is either M or F) requires either the IMR or the PDR record type to send data for a Mail.dat job. A Mail.dat job cannot have a mixture of IMR and PDR files. If there are no full-service mailpieces in the Mail.dat file, the SEG Full-Service Participation Indicator value is blank and a PDR, PBC or IMR file may be submitted but is not processed for full-service. For the non full-service mailing the PDR "Wasted or Shortage Piece" Indicator values X, T, W and S are processed. For a non full-service mailing, the PDR file can be submitted for all mailpieces or only the mailpieces with PDR "Wasted or Shortage Piece" Indicator values X, T, W and S. See the *Guide to Intelligent Mail for Letters and Flats* for guidance on what record type to use.

Table C- 28. Piece Detail Record - PDR

Field	Acceptable Values	Notes
Job ID	Alphanumeric	Required. Must match Job ID of Header.
CQT Database ID	Numeric	Required. Must match CQT Database ID of CQT.
Package ID	Alphanumeric	Required. Must match Package ID of PQT.
Piece ID	Alphanumeric	Required. If numeric only, fill left with zeros. Each mailpiece has its own unique Piece ID in the Job ID. For all classes of mail, the <i>PostalOne!</i> system Mail.dat validation will allow the number of piece records in the PDR file for a Container ID to be within the range of copy count to piece count inclusive for the CSM data for that container ID.  <i>PostalOne!</i> does not support updates of this field, only inserts of new records are supported for the key fields.
Piece Barcode	Numeric	Required, must be left justified. 5, 9 or 11 digits are accepted (right fill with blanks if the delivery point provided by NCOA has only 5-digits or 9 digits).
Line-Of-Travel Sequence Number	Numeric	The customer will need to either populate the PDR LOT Sequence Number field where the pdr LOT Direction Code field is populated or unpopulated the LOT Direction Code field where the PDR LOT Sequence Number is blank.
Line-Of-Travel Seq. Direction Code	Alphanumeric	The customer will need to either populate the PDR LOT Sequence Number field where the pdr LOT Direction Code field is populated or unpopulated the LOT Direction Code field where the PDR LOT Sequence Number is blank.
Walk Sequence Number	Numeric	
Wasted or Shortage Piece Indicator	S,W,X,T,' '(space/blank)	The "Wasted or Shortage Piece" Indicator values W or S deduct the postage for the piece from the postage statement. The "Wasted or Shortage Piece" Indicator values X or T or ' ' do not deduct the postage for the piece from the postage statement. For further information on this field, see the Relationship Constraints Description for the PDR file.
Delivery Signature Confirmation ID	Alphanumeric	
IM™ Barcode	Alphanumeric (numeric with possible leading zero)	May be 34 numeric characters for packages, but cannot be more than 31 numeric characters for letters, card and flats. Required 31 numeric characters for full-service mailpieces (right fill with zeros if the delivery point provided by NCOA has only 5-digits or 9-digits). Must be left justified. If not full-service option use only the Piece Barcode. If the piece has value F in the Service Level Indicator in

Field	Acceptable Values	Notes
		the CQT DB ID, the Service Type Code must be valid for the full-service option. IM Barcode must be unique for 45 days after the Postage Statement Mailing Date in the CSM. If not, then an error is reported in the Detail Error Verification Reports.  If not Full-Service, leave IM™ Barcode blank if other than the IMb and fill in the delivery point in the required Piece Barcode.  May be populated for basic service mailpieces but it is not required nor processed for full-service.
Planet Code	Alphanumeric	
MLOCR Rate and Postage Marking	Alphanumeric	
Machine ID	Alphanumeric	
Mailer ID of Barcode Applicator	Alphanumeric	Must be all numbers. A Mailer ID is always six numbers or nine numbers. May have leading zeros if significant. Left-justify and do not add leading zeros to a six digit Mailer ID to make nine digits.
Move Update Method	0,1,2,3,4,5,6,7, 8	New for 11-1: 8=One Code ACS. Use 1=ACS for all other ACS.  Not used for display on the postage statement.
ACS Key Line Data	Alphanumeric	Do not include pound signs (#), dashes (-), or spaces within the data. Left justify and include trailing spaces for data less than the length of the field.
PDR Record Status	O,D,I,U	Required.
Reserve	Alphanumeric	
Closing Character	#	Required. No characters are permitted after the closing character.

## Postage Adjustment Record

PAR files are not allowed for Periodicals mailing class or MLOCR presentation category mailings. For PAR files where the Mail.dat MPA file contains multiple permit holders (payers) the system deducts the adjustment amount from the first postage statement found for that same permit holder that can accommodate the adjustment. . See additional details describing the use of the PAR file above in Relationship Constraints Description for the PAR file.

**Table C- 29. Postage Adjustment Record - PAR**

Field	Acceptable Values	Notes
Job ID	Alphanumeric	Required. Must match Job ID of MCR.
Segment ID	Alphanumeric	Required. Must match Seg ID of MCR.
Mail Piece Unit ID	Alphanumeric	Required. Must match MPU ID of MCR. There may be one or more adjustments for

Field	Acceptable Values	Notes
		each Mail Piece Unit ID.
Component ID	Alphanumeric	Required. Must match CPT ID of MCR. There may be only one adjustment for each Component ID.
Sequence Number	Numeric	Required. Must make this record unique in the PAR. The postage statement for the PAR record must be generated in the same Job ID as the PAR record. Only one adjustment is allowed per postage statement. Multiple adjustments are allowed per Job ID.  <i>PostalOne!</i> does not support updates of this field, only inserts of new records are supported for the key fields.
PSR Unique Record Identifier	Numeric	
Rate Type	Alphanumeric	
User Postage Statement ID	Alphanumeric	Identifies postage statement to adjust using user-defined statement ID.
USPS Postage Statement ID	Numeric	Identifies postage statement to adjust using USPS-defined statement ID. There will be an error if the adjustment cannot be matched to the postage statement.
Date	Date	Required. YYYYMMDD - Example: 20061225.
Adjustment Type	3,4	Required. Only spoilage or shortage accepted. This differs from the Mail.dat specification.
Adjustment Amount	Numeric	Required. 999999v111. Cannot be zero. This Adjustment Amount is deducted from a randomly chosen postage statement in a job that contains multiple postage statements.
Credit/Debit Indicator	D	Required. Only Debit accepted. This differs from the Mail.dat specification.
Total Pieces Affected	Numeric	
User Comments	Alphanumeric	
Adjustment Status	R	Only ready to pay is supported. This differs from the Mail.dat specification.
MPA - Unique Sequence/Grouping ID	Alphanumeric	Required. Must match an existing MPA ID of MCR. The Postage Payment Option for this MPA ID must be set to 'D' = Debit, 'T' = CAPS, or 'O' = Other. The Postage Payment Method for this MPA ID must be 'P' = Permit Imprint or 'G' = OMAS Imprint. The same rules apply for the MPA ID representing the permit holder on the postage statement randomly chosen for adjustment in a Mail.dat job that has multiple permit holders.
User Option Field	Alphanumeric	
PAR Record Status	O,D,I,U	Required.

<b>Field</b>	<b>Acceptable Values</b>	<b>Notes</b>
Reserve	Alphanumeric	
Closing Character	#	Required. No characters are permitted after the closing character.

## Appendix D. Error Messages

This Appendix contains a list of error messages generated during manual or batch file processing. Error messages may appear in one or more of the following places:

- In the Validation.log file. By default, the file is on the machine in C:\Validation.log. This option is only available to manual file processing users.
- In the batch processor logs. See Server#.log (# = 1 to n) for general status information, and User#.log (#1 = 1 to n) for transfer error messages containing the error codes and messages as shown in this section. This option is only available to batch processing users.
- In the Client application. To view error messages, select the Mail.dat submission from the Validation/Upload History screen. The details screen will display with the errors for that Mail.dat submission.

To assist in troubleshooting, database error messaging for Mail.dat validation has been updated to generate an error message documenting the specific data fields provided in the Mail.dat file submission when the statement does not map to any rates for each mail class.

### Issue Resolution

Some error messages will suggest a specific step to resolve the error, such as checking the client.config file, resubmitting the job, or correcting data (if a data issue is involved) and then resubmitting.

If no resolution is suggested:

1. Verify the machine has the correct software and versions of the software.
2. Verify any settings in the client.config file are correct. (Batch processing users only)
3. Verify the Internet connection is available.
4. Check the *PostalOne!* site to see if an outage has been posted.
5. Verify the machine has sufficient memory for sending files of this size.
6. Verify the all of the data being sent is in the correct format, and does not conflict with other data in the files and/or postal regulations for the claimed mail classes and rates. To successfully resolve a data issue, correct the data error(s) before resubmitting the file.

There are several issues with work-arounds to obtain the correct results. These work arounds affect the format of the Mail.dat file. In some cases the work around is to submit the postage statements manually. For manual postage statement entry, while it is possible to allow the full-service discount where eligible, it is not possible to return the expected data (ACS or Start-the-Clock) for these mailings.



## Processing Order

Mail.dat submissions are processed in the following order: Mail.dat client validation, Upload, and Server validations and processing.

## Mail.dat client

Words in brackets and italics, such as [*number*], indicate a value automatically added to the error message by the *PostalOne!* system. For example, the maximum size of a specific field might be inserted if that maximum was exceeded.

## Mail.dat Pre-Validation Errors:

Pre-Validation errors are thrown prior to client side validations. These errors are thrown when data is setup incorrectly and does not meet the minimum requirements to begin client side validations.

**Table D-5. Mail.dat Pre-validation Error Messages**

This is a list of all the possible Mail.dat pre-validation error messages from the Mail.dat client application.

Error Code	Mail.dat Pre-validation Error Message	Action	Error Location
N/A	A <file name> was specified in the hdr file but cannot be found.		Multiple Files
N/A	Error loading Mail.dat specification. (This error occurs for several reasons one being a Mail.dat version that is not supported.)		Multiple Files
N/A	Your account does not have access eDoc Sender CRID:: <XXXXXXXX>		.seg
N/A	The eDoc Sender CRID in the <XXXXXXXX> job does not match the eDoc Sender CRID in the Original job.		.seg
N/A	The following files were specified in the hdr file but cannot be found: <files>		Multiple Files
4044	The .csm Postage Statement Mailing Date field values cannot span the price change date; within a job these dates must either be all before or all after {1}.	The .csm Included In Other Documentation field must be blank for all Physical Sibling Containers when the .csm Sibling Container Indicator field is populated with Y = Yes.	.csm
0591	For File Updates Processing, an original Mail.dat must have been submitted before an update can be made.	Submit an original job before attempting to submit an update job.	Updates
0594	This job cannot be deleted because of an associated finalized postage statement.	Do not attempt to delete jobs when the postage statement for the corresponding job has been finalized.	Deletes

<b>Error Code</b>	<b>Mail.dat Pre-validation Error Message</b>	<b>Action</b>	<b>Error Location</b>
0596	For File Updates Processing, the .hdr Mail.dat Software Version field must match between the original job and update job submitted	Populate the .hdr Mail.dat Software Version field with the same value for original and update job submissions.	Updates
3623	<File name> File status <status> does not match the header file status <status>.		.hdr
3624	The original job getting inserted already exists.	Change the Job ID in all files and resubmit the job.	Multiple Files
3625	The .hdr Header Historical Sequence Number field must be decremented for any updates to the original job.	Populate the .hdr Header Historical Sequence Number field with a value that is decremented from the original job.	.hdr
3673	The job submitted is currently being processed.	Allow original job to complete processing before submitting an update job.	Multiple Files
3997	The .hdr User License Code field is required for all job submissions.	Populate the .hdr User License Code field.	.hdr
4034	For Full-Service or Mixed Service mailings, only one of the .pdr, .imr, or .pbc files can be submitted in the same Mail.dat job.	Include only one the .pdr, .imr, or .pbc files for Full-Service or Mixed Service mailings.	Multiple Files
N/A	Mail.dat file submissions with .hdr IDEAlliance Version 08-2 are no longer supported.		.hdr
N/A	.csm file must be included for this submission.		.csm

**Table D- 1. Mail.dat client Error Messages**

This is a list of all the possible Mail.dat client file validation error messages from the Mail.dat client.

<b>Error Number</b>	<b>Mail.dat client Error Message</b>	<b>Action</b>	<b>Error Location</b>
0002	For Mixed Full-Service Processing, the .seg Class Defining Preparation value provided was {}; it must contain 1=First class, 2=Periodicals, 3=Std mail, 4=Pkg Services, or 6= Std/Periodicals Co-Mailings.	Populate .seg Class Defining Preparation field with 1 = First Class, 2 = Periodicals, 3 = Std Mail, 4 = Pkg Services, or 6 = Std/Periodicals Co-Mailings.	.seg

<b>Error Number</b>	<b>Mail.dat client Error Message</b>	<b>Action</b>	<b>Error Location</b>
0003	For Mixed Full-Service Processing, the .mpu Mail Piece Unit - Rate Type value provided was {}; it must contain B, R, N, S, C, W, V, or Y. B = Bound Printed Matter R = Regular (US/MEX/CAN) N = Nonprofit S = Science of Agriculture C = Classroom W = Science of Agriculture Limited Circulation V = FCM Election Mail Y = Regular Limited Circulation	Populate the .mpu Mail Piece Unit - Rate Type field with B, R, N, S, C, W, V, or Y.	.mpu
0003	Updated error message for Mail.dat version 12-1 files: For Mixed Full-Service Processing, the .mpu Mail Piece Unit - Rate Type value provided was {}; it must contain B, R, N, S, C, W, V, or Y. B = Bound Printed Matter R = Regular (US/MEX/CAN) N = Nonprofit S = Science of Agriculture C = Classroom W = Science of Agriculture Limited Circulation V = FCM Election Mail Y = Regular Limited Circulation		.mpu
0004	For Mixed Full-Service Processing, the .mpu Mail Piece Unit - Processing Category value provided was {}; it must contain LT = Letters, FL = Flats, or CD = Cards.	Populate .mpu Mail Piece Unit - Processing Category field with LT = Letters, FL = Flats, or CD = Cards.	.mpu
0005	For Mixed Full-Service Processing, the .mpu Country value provided was {}; it must contain US.	Populate .mpu Country field with US.	.mpu
0006	For Mixed Full-Service Processing, the .mpa Postage Payment Method contains an invalid value; it must contain P = Permit S = Stamp G = Gov't - Fed (use Permit) L = Metered: Lowest C = Metered: Correct M = Metered: Neither or T = Per Pend (using Permit).	Populate .mpa Postage Payment Method field with P, S, G, L, C, M or T.	.mpa
0007	The value provided For Mixed Full-Service Processing, the .cpt Component Class contains was {}; it must contain 1 = First Class 2 = Periodicals 3 = Std Mail 4 = Pkg Services or 5 = Per Pending.	Populate the .cpt Component - Class field with 1, 2, 3, 4, or 5.	.cpt
0008	The value provided For Mixed Full-Service Processing, the .cpt Component Rate Type was {} when the .seg Class Defining Preparation field is populated with 1 = First Class ; it must contain R = Regular (US/MEX/CAN) N = Nonprofit M = Repositionable Component I = First Class Permit Reply Mail or Z - Included, part of host postage	Populate .cpt Component - Rate Type field with R, N, M, I, or Z.	.cpt
0008	The value provided For Mixed Full-Service Processing, the .cpt Component Rate Type was {} when the .seg Class Defining Preparation field is populated with 1 = First Class ; it must contain R = Regular (US/MEX/CAN) N = Nonprofit M = Repositionable Component I = First Class Permit Reply Mail or Z - Included, part of host postage	Populate .cpt Component - Rate Type field with R, N, M, I, or Z.	.cpt

<b>Error Number</b>	<b>Mail.dat client Error Message</b>	<b>Action</b>	<b>Error Location</b>
0009	The value provided For Mixed Full-Service Processing, the .cpt Component Rate Type was {} when the .seg Class Defining Preparation field is populated with 2 = Periodicals; it must contain R = Regular (US/MEX/CAN) N = Nonprofit S = Science of Agriculture C = Classroom W = Science of Agriculture Limited Circulation Y = Regular Limited Circulation H = Per Ride-Along Z - Included, part of host postage or M = Repositionable Component	Populate .cpt Component - Rate Type field with R, N, S, C, W, Y, H, Z or M.	.cpt
0012	For MLOCR mailings, the jobs can only contain one segment record.	Include only one segment record in data set.	.seg
0013	For MLOCR Mailings, the .seg Class Defining Preparation value provided was {};must be populated with 1=First class or 2=Periodicals	Populate .seg Class Defining Preparation field with 1 = First Class or 2 = Periodicals.	.seg
0017	For MLOCR Mailings, the .mpu Mailpiece Unit-Weight must be less than or equal to 1 ounce when the .mpu Mailpiece Unit- Processing Category is populated with LT = Letters or CD = Cards, the .mpa Postage Payment Method is populated with S, and the .mpu Mail Piece Unit - Class field is populated with populated with 1. S = Stamp 1 = First Class .The value provided was {}	Populate the .mpu Mail Piece Unit - Weight field with a value that is less than or equal to 1 oz.	Multiple files
0018	For MLOCR Mailings, the .mpu Mailpiece Unit-Weight must be less than or equal to 3.3 ounces when the .mpu Mailpiece Unit-Processing Category is populated with LT = Letter the .mpa Postage Payment Method is populated with S, and the .mpu Mail Piece Unit - Class field is populated with populated with 3. S = Stamp 3 = Std Mail. The value provided was {}	Populate the .mpu Mail Piece Unit - Weight field with a value that is less than or equal to 3.3 oz.	Multiple files
0019	For MLOCR Mailings, the .mpu Mailpiece Unit-Weight must be less than or equal to 3.3 ounces when the mpu Mailpiece Unit- Processing Category is populated with LT = Letters or CD = Cards, the .mpa Postage Payment Method is populated with L, C, P, G or M, the .mpu Mail Piece Unit - Class field is populated with populated with 1, and the .cqt Rate Category field is populated with E, H, L1, L2, L3 or L4. L = Metered: Lowest C = Metered: Correct P = Permit G = Gov't - Fed (use Permit) M = Metered: Neither 1 = First Class E = 5 Digit Barcode H = 3 Digit Barcode L1 = AADC BC L2 = MxAADC BC L3 = ADC BC L4 = MxADC BC	Populate the .mpu Mail Piece Unit - Weight field with a value that is less than or equal to 3.3 oz.	Multiple files

<b>Error Number</b>	<b>Mail.dat client Error Message</b>	<b>Action</b>	<b>Error Location</b>
0020	For MLOCR Mailings, the .mpu Mailpiece Unit-Weight must be less than or equal to 13 ounces when the .mpu Mailpiece Unit- Processing Category is populated with FL = Flats, the .mpa Postage Payment Method is populated with L, C, P, G or M, and the .mpu Mail Piece Unit - Class field is populated with 1. L = Metered: Lowest C = Metered: Correct P = Permit G = Gov't - Fed (use Permit) M = Metered: Neither 1 = First Class . The value provided was {}	Populate the .mpu Mail Piece Unit - Weight field with a value that is less than or equal to 13 oz.	Multiple files
0021	For MLOCR Mailings, the .mpu Mailpiece Unit-Weight must be less than or equal to 3.3 ounces when the .mpu Mailpiece Unit- Processing Category is populated with LT = Letter the .mpa Postage Payment Method is populated with L, C, P, G or M, and the .mpu Mail Piece Unit - Class field is populated with populated with 3. L = Metered: Lowest C = Metered: Correct P = Permit G = Gov't - Fed (use Permit) M = Metered: Neither 3 = Std Mail	Populate the .mpu Mail Piece Unit - Weight field with a value that is less than or equal to 3.3 oz.	Multiple files
0022	For MLOCR Mailings, there cannot be more than 13 different weight increments when the .mpa Postage Payment Method field is populated with P, the .seg Class Defining Preparation field is populated with 1= First Class, and the .mpu Mailpiece Unit - Processing Category field is populated with FL=Flats.	Do not include more than 13 different weight increments when the .mpa Postage Payment Method field is populated with P, the .seg Class Defining Preparation field is populated with 1, and the .mpu Mailpiece Unit - Processing Category field is populated with FL.	Multiple files
0027	For MLOCR Mailings, the .seg Barcode Verifier Indicator field value provided was {} ; it must contain either Y=Yes or N=No.	Populate .seg Barcode Verifier Indicator field with Y = Yes or N = No.	Multiple files
0028	For MLOCR Mailings, when the .seg Presentation Category is P = MLOCR/BCS One Pass Finalization Mailing – Planned or A = MLOCR/BCS One Pass Finalization Mailing – Actual, the .csm Container Status field cannot be populated with P = Preliminary postage statement. The value provided was {}	Do not populated .csm Container Status with P.	Multiple files
0031	For MLOCR Mailings, barcode data is not permitted in the .csm file when the .csm Container Type is populated with L =Logical Tray (MLOCR) or M = Logical Pallet (MLOCR). The value provided was {}	Do not include barcodes.	Multiple files

<b>Error Number</b>	<b>Mail.dat client Error Message</b>	<b>Action</b>	<b>Error Location</b>
0032	For MLOCR Mailings, the .mpa Postage Payment Method field value provided was {}; it must contain L = Metered: Lowest C = Metered: Correct P = Permit M = Metered: Neither G = Gov't - Fed (use Permit) or S = Stamp when the .seg Class Defining Preparation field is populated with 1 = First Class and the .mpu Mail Piece Unit - Processing Category field is populated with LT = Letters or CD = Cards.	Populate .mpa Postage Payment Method field with L, C, P, M, G, or S.	.mpa
0033	For MLOCR Mailings, the .mpa Postage Payment Method field value provided was {}; it must contain L = Metered: Lowest C = Metered: Correct P = Permit M = Metered: Neither G = Gov't - Fed (use Permit) when the .mpu Mailpiece Unit - Processing Category is populated with FL = Flats.	Populate .mpa Postage Payment Method field with L, C, P, M, or G.	.mpa
0034	For MLOCR Mailings, the .mpu Mailpiece Unit - Class must match the .seg Class Defining Preparation and .cpt Component - Class fields.	Populate the .mpu Mail Piece Unit - Class field with a value that is identical to that in the .seg and .cpt files	Multiple files
0035	For MLOCR Mailings, there must be at least one container quantity record present in .cqt file and one package quantity record in the .pqt file for each container summary record present in the .csm file when container type is populated with L for logical tray. The value provided was {}	Include a .cqt record and .pqt record for each .csm record in a job.	Multiple files
0036	For MLOCR Mailings, the .mar Additional Postage MPA ID field must be populated when the .mpa Postage Payment Method field is populated with G = Gov't - Fed (use Permit) S = Stamp C = Metered: Correct L = Metered: Lowest M = Metered: Neither . The value provided was {}.	Populate the .mcr Additional Postage MPA ID field when the .mpa Postage Payment Method field is populated with G, S, C, L, or M	Multiple files
0039	For MLOCR Mailings, there must be at least one .mpu Mail Piece Unit - Processing Category populated with LT = Letters, FL = Flats, or CD = Cards for each segment record. The value provided was {}	Populate the .mpa Mail Piece Unit - Processing Category field with LT = Letters, FL = Flats, or CD = Cards.	Multiple files
0045	For File Cancellation or Deletion Processing, this job could not be cancelled/deleted because .cpt Equivalent Component ID in jobs [list job numbers] refer to this job.	Do not attempt to cancel or delete a job when there are .cpt Equivalent Component IDs in other jobs that are referenced.	.cpt Multiple fields
0047	The following fields must all be populated for an equivalent component to be defined that is referencing a different job: .cpt Equivalent User License Code, .cpt Equivalent Mail.dat Job ID, and .cpt Equivalent Component ID.	Populate the .cpt Equivalent User License Code, .cpt Equivalent Component Mail.dat Job ID, and .cpt Equivalent Component ID fields.	.cpt Multiple fields

<b>Error Number</b>	<b>Mail.dat client Error Message</b>	<b>Action</b>	<b>Error Location</b>
0048	When an equivalent component is defined within the same job, the .cpt Equivalent Component ID field must match to another .cpt Component ID field value.	Populate the .cpt Equivalent Component ID field with a value that exists in the .cpt Component ID field.	.cpt Multiple fields
0051	The .cpt Job ID field does not match the .hdr Job ID field.	Populate the .cpt Job ID field with a value that is identical to the .hdr Job ID field.	Multiple files
0052	Job ID is a required field in the .cpt file	Populate the .cpt Job ID field.	.cpt
0053	Component ID is a required field in the .cpt file	Populate the .cpt Component ID field.	.cpt
0054	Component - Periodical Ad Percentage and the Periodical Ad Percentage Status fields are required in the .cpt file when the .cpt Periodical Ad % Treatment field is populated with S = Carries own Ad Percentage . The value provided was {}	Populate the .cpt Component - Periodical Ad Percentage and Periodical Ad Percentage Status fields when the .cpt Periodical Ad% Treatment field is populated with S.	.cpt
0056	Component - Class is a required field in the .cpt file when .cpt Component - Rate Type and .cpt Component - Processing Category fields are populated.	Populate the .cpt Component - Class field when the .cpt Component - Rate Type and .cpt Component - Processing Category fields are populated	.cpt
0057	Component - Rate Type is a required field in the .cpt file when .cpt Component - Class and .cpt Component - Processing Category fields are populated.	Populate the .cpt Component - Rate Type field when the .cpt Component - Class and .cpt Component - Processing Category fields are populated	.cpt
0058	Component - Processing Category is a required field in the .cpt file when .cpt Component - Rate Type and .cpt Component - Class fields are populated.	Populate the .cpt Component - Processing Category field when the .cpt Component - Rate Type and .cpt Component - Class fields are populated.	.cpt
0059	Periodical Issue Number is a required field in the .cpt file when .cpt Periodical Volume Number field is populated.	Populate the .cpt Periodical Issue Number field when the .cpt Periodical Volume Number field is populated.	.cpt
0060	CPT Record Status is a required field in the .cpt file.	Populate the .cpt CPT Record Status field.	.cpt
0062	Closing Character is a required field in the .cpt file.	Populate the .cpt Closing Character field.	.cpt



<b>Error Number</b>	<b>Mail.dat client Error Message</b>	<b>Action</b>	<b>Error Location</b>
0063	The .cpt Job ID field must be populated with an alphanumeric value.	Populate .cpt Job ID field with an alphanumeric value.	.cpt
0064	The .cpt Component Description field must be populated with an alphanumeric value.	Populate .cpt Component Description field with an alphanumeric value.	.cpt
0065	The .cpt Mail Owner Identifier field must be populated with an alphanumeric.	Populate .cpt Mail Owner Identifier field with an alphanumeric value.	.cpt
0066	The .cpt Mailer ID of Mail Owner field must be populated with an alphanumeric.	Populate .cpt Mailer ID of Mail Owner field with an alphanumeric value.	.cpt
0067	The .cpt CRID of Mail Owner field must be populated with a alphanumeric value.	Populate .cpt CRID of Mail Owner field with a numeric value.	.cpt
0068	The .cpt Mail Owner's Mailing Reference ID field must be populated with an alphanumeric value.	Populate .cpt Mail Owner's Mailing Reference ID field with an alphanumeric value.	.cpt
0069	Populate .cpt Periodical Volume Number field with an alphanumeric value.	Populate .cpt Periodical Volume Number field with an alphanumeric value.	.cpt
0070	The .cpt Periodical Issue Number field must be populated with an alphanumeric value.	Populate .cpt Periodical Issue Number field with an alphanumeric value	.cpt
0071	The .cpt Periodical Frequency field must be an alphanumeric value.	Populate .cpt Periodical Frequency field with an alphanumeric value.	.cpt
0072	The .cpt Weight Version ID field must be populated with an alphanumeric value.	Populate .cpt Weight Version ID field with an alphanumeric value.	.cpt
0073	The .cpt Equivalent User License Code field must be populated with an alphanumeric value	Populate .cpt Equivalent User License Code field with an alphanumeric value	.cpt
0074	The .cpt Equivalent Mail.dat Job ID field must be populated with an alphanumeric value.	Populate .cpt Weight Equivalent Mail.dat Job ID field with an alphanumeric value.	.cpt
0075	The .cpt Equivalent Component ID field must be populated with an alphanumeric value.	Populate .cpt Weight Equivalent Component ID field with an alphanumeric value.	.cpt
0079	The .cpt Component Title field must be populated with an alphanumeric value.	Populate .cpt Component Title field with an alphanumeric value.	.cpt
0080	The .cpt User Option field must be populated with an alphanumeric value.	Populate .cpt User Option field with an alphanumeric value.	.cpt
0081	The .cpt Reserve field must be populated with an alphanumeric value.	Populate .cpt Reserve field with an alphanumeric value.	.cpt



<b>Error Number</b>	<b>Mail.dat client Error Message</b>	<b>Action</b>	<b>Error Location</b>
0082	The .cpt Component - Weight field must be populated with a numeric value.	Populate .cpt Component - Weight field with a numeric value.	.cpt
0083	The .cpt Component - Length field must be populated with a numeric value.	Populate .cpt Component - Length field with a numeric value.	.cpt
0084	The .cpt Component - Width field must be populated with a numeric value.	Populate .cpt Component - Width field with a numeric value.	.cpt
0085	The .cpt Component - Thickness field must be populated with a numeric value.	Populate .cpt Component - Thickness field with a numeric value.	.cpt
0086	The .cpt Component - Periodical Ad Percentage field must be populated with a numeric value.	Populate .cpt Component - Periodical Ad Percentage field with a numeric value.	.cpt
0087	The .cpt Ad % Basis field must be populated with a numeric value.	Populate .cpt Ad% Basis field with a numeric value.	.cpt
0089	The .cpt Periodical Issue Date field must be a valid date formatted as YYYYMMDD.	Populate .seg Automation Coding Date field with a valid date formatted as YYYYMMDD	.cpt
0090	The value provided for the .cpt Component - Weight: Source field was {}; it must contain A = Agent (real-time), C = Calculated (formula) P = Postal (clerk) or L = Logical (implied from rate)	Populate the .cpt Component - Weight: Source field with A, C, P, or L	.cpt
0091	The value provided for the .cpt Component - Weight: Status field was {}; it must contain N = None Given, P = Pending, F = Final or M = Manifest Weight as function of Rate Interval (not actual)	Populate the .cpt Component - Weight: Status field with N, P, F, or M	.cpt
0093	The value provided for the .cpt Component - Class field was {}; it must contain 1 = First Class 2 = Periodicals 3 = Std Mail 4 = Pkg Services 5 = Per Pending or 9 = Other	Populate the .cpt Component - Class field with 1, 2, 3, 4, 5, or 9.	.cpt
0095	The value provided for the .cpt Component - Processing Category field was {}; for domestic mailings it must contain LT = Letter FL = Flat CD = Card CM = Custom Mail NP = Non Machinable Parcels MP = Machinable Parcel IR = Irregular Parcel NA = NFM with piece weight < 6oz NB = NFM with piece weight > 6 oz or PF = Parcel, First Class	Populate the .cpt Component - Processing Category field with LT = Letter FL, CD, CM, NP, MP, IR, NA, NB, or PF.	.cpt
0096	The .cpt Sibling Container Mailing field contains an invalid value; it must contain Y = Yes (when populated). The value provided was {}	Populate the .cpt Sibling Container Mailing field with Y when populated	.cpt

<b>Error Number</b>	<b>Mail.dat client Error Message</b>	<b>Action</b>	<b>Error Location</b>
0097	The value provided for the .cpt Periodical Ad % Treatment field was {} ; it must contain B = Ad % not counted, CPT weight added to base piece S = Carries own Ad Percentage or N = Not applicable when the .cpt Component - Periodical Ad Percentage field is populated	Populate the .cpt Periodical Ad% Treatment field with B , S, or N when the .cpt Component - Periodical Ad Percentage field is populated.	.cpt
0099	The value provided for the .cpt Equivalent Component Type field was {} ; it must contain W = Weight; B = Both Weight and Ad%; or Blank = None	Populate the .cpt Equivalent Component Type field with W, B, or leave blank.	.cpt
0101	The .cpt Closing Character field contains an invalid value; it must contain #.	Populate the .cpt Closing Character field with #.	.cpt
0110	There can be no characters after the .cpt Closing Character.	Remove all characters after the .cpt Closing Character.	.cpt
0112	The .mpa Job ID does not match the .hdr Job ID field	Populate the .mpa Job ID field with the value that is populated in the .hdr Job ID field.	Multiple files
0113	Job ID is a required field in the .mpa file.	Populate the .mpa Job ID field.	.mpa
0114	MPA Unique Sequence/Grouping ID is a required field in the .mpa file.	Populate that MPA Unique Sequence/Grouping ID field.	.mpa
0115	Permit ZIP+4 is a required field in the .mpa file.	Populate the .mpa Permit ZIP+4 field.	.mpa
0116	Postage Payment Option is a required field in the .mpa file.	Populate the .mpa Postage Payment Option field.	.mpa
0119	MPA Record Status is a required field in the .mpa file.	Populate the .mpa MPA Record Status field.	.mpa
0120	Closing Character is a required field in the .mpa file.	Populate the .mpa Closing Character field.	.mpa
0121	The .mpa Job ID field must be populated with an alphanumeric value.	Populate the .mpa Job ID field with an alphanumeric value.	.mpa
0123	The .mpa MPA Description field must be populated with an alphanumeric value (when populated).	Populate the .mpa MPA Description field with an alphanumeric value when populated.	.mpa
0124	The .mpa USPS Publication Number field must be populated with an alphanumeric value (when populated).	Populate the .mpa USPS Publication Number field with an alphanumeric value when populated.	.mpa
0125	The .mpa Permit Number field must be populated with an alphanumeric value (when populated).	Populate the .mpa Permit Number field with an alphanumeric value when populated	.mpa
0128	The .mpa Reserve field must be populated with an alphanumeric value (when populated).	Populate the .mpa Reserve field with an alphanumeric value when populated	.mpa

<b>Error Number</b>	<b>Mail.dat client Error Message</b>	<b>Action</b>	<b>Error Location</b>
0131	The .mpa Mailing Facility DUNS Number field must be populated with an alphanumeric value in the (when populated).	Populate the .mpa Mailing Facility DUNS Number field with an alphanumeric value when populated.	.mpa
0132	The .mpa Permit Holder DUNS Number field must be populated with an alphanumeric value (when populated).	Populate the .mpa Permit Holder DUNS Number field with an alphanumeric value when populated.	.mpa
0133	The .mpa Federal Agency Cost Code field must be populated with an alphanumeric value (when populated).	Populate the .mpa Federal Agency Cost Code field with an alphanumeric value when populated.	.mpa
0134	The .mpa Non-Profit Authorization Number field must be populated with an alphanumeric value (when populated).	Populate the .mpa Non-Profit Authorization Number field with an alphanumeric value when populated.	.mpa
0135	The .mpa Title field must be populated with an alphanumeric value (when populated).	Populate the .mpa Title field with an alphanumeric value when populated.	.mpa
0136	The .mpa Mailer ID of Mail Owner field must be populated with an alphanumeric value (when populated).	Populate the .mpa Mailer ID of Mail Owner field with an alphanumeric value when populated	.mpa
0137	The .mpa CRID of Mail Owner field must be an numeric value (when populated).	Populate the .mpa CRID of Mail Owner field with a numeric value when populated.	.mpa
0138	The .mpa Mailer ID of Preparer field must be populated with an alphanumeric value (when populated).	Populate the .mpa Mailer ID of Preparer field with a numeric value when populated.	.mpa
0139	Populate the .mpa CRID of Prepare field with a numeric value when populated.	Populate the .mpa CRID of Prepare field with a numeric value when populated.	.mpa
0140	Populate the .mpa User Option Field with an alphanumeric value when populated.	Populate the .mpa User Option Field with an alphanumeric value when populated.	.mpa
0141	Populate the .mpa Mail Owner's Lcl Permit Ref Num/Int'l Bill Num field with a numeric value when populated.	Populate the .mpa Mail Owner's Lcl Permit Ref Num/Int'l Bill Num field with a numeric value when populated.	.mpa
0142	The .mpa Permit State field must be populated with an alphabetic value (when populated).	Populate the .mpa Permit State field with an alphabetic value when populated.	.mpa

<b>Error Number</b>	<b>Mail.dat client Error Message</b>	<b>Action</b>	<b>Error Location</b>
0143	The .mpa Permit City field must be populated with an alphabetic value (when populated).	The .mpa Permit City field must be populated with an alphabetic value (when populated).	.mpa
0144	The .mpa Mail Owner's Lcl Permit Ref Num/Int'l Bill Num - Type field contains an invalid value; it must contain S = Stamp M = Meter P = Permit G = Gov't - Fed (using Permit) V = Virtual Reference Number or H = Government Meter. The value provided was {}.	The .mpa Mail Owner's Lcl Permit Ref Num/Int'l Bill Num - Type field contains an invalid value; it must contain S = Stamp M = Meter P = Permit G = Gov't - Fed (using Permit) V = Virtual Reference Number or H = Government Meter. The value provided was {}.	.mpa
0145	The .mpa Postage Payment Option field value provided was {}; it must contain C = CPP V = PVDS T = CAPS D = Debit O = Other or B = Billing (when populated)	Populate the .mpa Postage Payment Option field with C, V, T, D, O, or B when populated.	.mpa
0146	The .mpa Postage Payment Method field value provided was {}; it must contain S = Stamp, M = Metered: Neither, P = Permit, I = Partial Permit Imprint, T = Per Pend (using permit), G = Gov't – Fed (use permit), L = Metered: Lowest, or C = Metered: Correct.	Populate the .mpa Postage Payment Method field with S, M, P, I, T, G, L, or C.	.mpa
0147	The .mpa Mailing Facility DUNS Number field contains an invalid value; it must contain a 9 or 15 digit DUNS number (when populated).	Populate the .mpa Mailing Facility DUNS Number field with a 9 or 15 digit DUNS number when populated.	.mpa
0150	The .mpa CSA Applies For Periodicals field value provided was {}; it must contain Y = Yes or N = No (when populated).	Populate the .mpa CSA Applies For Periodicals field with Y or N when populated.	.mpa
0151	The .mpa MPA Record Status field value provided was {}; it must contain O = Original , D = Delete or U = Update.	Populate the .mpa MPA Record Status field with O, D, or U.	.mpa
0152	The .mpa Permit ZIP+4 field value provided was {}; it must contain a Permit Number or USPS Publication Number at a Post Office location.	Populate the .mpa Permit ZIP+4 field with a .mpa Permit Number or .mpa USPS Publication Number at a Post Office location.	.mpa
0154	There is an invalid .mpa Permit Number and .mpa Postage Payment Method combination; the Permit Number must reference an active permit for the associated .mpa Postage Payment Method at the .mpa Permit ZIP+4.	Populate the .mpa Permit Number field that references an active permit for the associated .mpa Postage Payment Method.	.mpa
0155	The .mpa Closing Character field provided was {}; it must be a #.	Populate the .mpa Closing Character field with #.	.mpa

<b>Error Number</b>	<b>Mail.dat client Error Message</b>	<b>Action</b>	<b>Error Location</b>
0156	Mail Owner's Lcl Permit Ref Num/Int'l Bill Num - Type is a required field when Mail Owner's Lcl Permit Ref Num/ Int'l Bill Num field is populated.	Populate the .mpa Mail Owner's Lcl Permit Ref Num/Int'l Bill Num - Type field when the .mpa Mail Owner's Lcl Permit Ref Num/ Int'l Bill Num field is populated.	.mpa Multiple fields
0158	Only one field between the .mpa USPS Publication Number and .mpa Permit Number may be populated in one record.	Populate either the .mpa USPS Publication Number field or the .mpa Permit Number field.	.mpa Multiple fields
0160	The .mpa Permit ZIP+4 field must map back to a single finance number for all permits on which the postage is charged.	Populate the .mpa Permit ZIP+4 field with a value that maps back to a single finance number.	Multiple files
0164	There must be no characters after the .mpa Closing Character.	There must be no characters after the .mpa Closing Character.	.mpa
0224	Job ID is a required field in the .pdr file.	Populate the .pdr Job ID field.	.pdr
0225	CQT Database ID is a required field in the .pdr file.	Populate the .pdr CQT Database ID field.	.pdr
0226	Package ID is a required field in the .pdr file.	Populate the .pdr Package ID field.	.pdr
0228	PDR Record Status is a required field in the .pdr file.	Populate the .pdr PDR Record Status field.	.pdr
0229	Closing Character is a required field in the .pdr file.	Populate the .pdr Closing Character field.	.pdr
0230	Job ID must be populated with an alphanumeric value in the .pdr file.	Populate the .pdr Job ID field with an alphanumeric value.	.pdr
0231	The .pdr Package ID field must be populated with an alphanumeric value.	Populate the .pdr Package ID field with an alphanumeric value	.pdr
0232	The .pdr Piece Barcode field must be populated with an alphanumeric value.	Populate the .pdr Piece Barcode field with an alphanumeric value	.pdr
0234	The .pdr Delivery Signature Confirmation ID field must be populated with an alphanumeric value (when populated).	Populate the .pdr Delivery Signature Confirmation ID field with an alphanumeric value when populated.	.pdr
0235	The .pdr Planet Code field must be populated with an alphanumeric value (when populated).	Populate the .pdr Planet Code field with an alphanumeric value when populated.	.pdr
0236	The .pdr MLOCR Rate and Postage Marking field must be populated with an alphanumeric value (when populated).	Populate the .pdr MLOCR Rate and Postage Marking field with an alphanumeric value when populated.	.pdr

<b>Error Number</b>	<b>Mail.dat client Error Message</b>	<b>Action</b>	<b>Error Location</b>
0237	The .pdr Machine ID field must be populated with an alphanumeric value (when populated).	Populate the .pdr Machine ID field with an alphanumeric value when populated.	.pdr
0238	The .pdr Mailer ID of Barcode Applicator field must be populated with an alphanumeric value (when populated).	Populate the .pdr Mailer ID of Barcode Applicator field with an alphanumeric value when populated	.pdr
0239	The .pdr Reserve field must be populated with an alphanumeric value (when populated).	Populate the .pdr Reserve field with an alphanumeric value when populated.	.pdr
0240	Alphanumeric Data Type Error: ACS Key Line Data must be an alphanumeric value in the .pdr file (when populated).		.pdr
0241	The .pdr IM/TM/ Barcode field must be populated with an alphanumeric value (when populated).	Populate the .pdr IM/TM/ Barcode field with an alphanumeric value when populated.	.pdr
0242	The .pdr CQT Database ID field must be populated with a numeric value.	Populate the .pdr CQT Database ID field with a numeric value.	.pdr
0244	Numeric Data Type Error: Mailer ID of Mail Owner must be a numeric value in the .pdr file (when populated).		.pdr
0246	The .pdr Line-Of-Travel Sequence Number field must be populated with a numeric value (when populated)	Populate the .pdr Line-Of-Travel Sequence Number field with a numeric value when populated.	.pdr
0247	The .pdr Walk Sequence Number must be populated with a numeric value (when populated).	Populate the .pdr Walk Sequence Number field with a numeric value when populated.	.pdr
0251	The .pdr Piece Barcode field contains an invalid value; it must contain a 5, 9, or 11 digit value (when populated).	Populate the .pdr Piece Barcode field with a 5, 9, or 11 digit value when populated.	.pdr
0252	The .pdr Delivery Signature Confirmation ID field value provided was {}; it must contain a unique value associated with Delivery Confirmation and piece (when populated).	Populate the .pdr Delivery Signature Confirmation ID field with a unique value that is associated with Delivery Confirmation and piece when populated.	.pdr

<b>Error Number</b>	<b>Mail.dat client Error Message</b>	<b>Action</b>	<b>Error Location</b>
0254	The .pdr Wasted or Shortage Piece Indicator field value provided was {}; it must contain W= Wasted piece produced but was spoiled, S= Shortage – piece NOT produced, X= Wasted piece and postage adjustment should NOT be triggered, or T= Shortage pieces not produced and postage adjustment should NOT be triggered (when populated)	Populate the .pdr Wasted or Shortage Piece Indicator field with W, S, X, or T (when populated).	.pdr
0255	The Wasted Piece Indicator contains an invalid value; it must contain Y or Blank.		.pdr
0256	The .pdr PDR Record Status value provided was {}; it must contain O = Original, D = Delete, I = Insert, or U = Update.	Populate the .pdr PDR Record Status field with O = Original, D = Delete, I = Insert, or U = Update.	.pdr
0259	The .pdr Closing Character value provided was {}; it must contain #.	Populate the .pdr Closing Character field with #.	.pdr
0263	There can be no characters after the .pdr Closing Character.	Remove all characters after the .pdr Closing Character.	.pdr
0374	Job ID is a required field in the .imr file.	Populate the .imr Job ID field.	.imr
0375	Container ID is a required field in the .imr file.	Populate the .imr Container ID field.	.imr
0376	IMR Unique ID is a required field in the .imr file.	Populate the .imr IMR Unique ID field.	.imr
0377	The .imr Class field must be populated with either 1= First Class, 2= Periodicals, 3= Std Mail, 4= Pkg Services, 9= Other, P=Pub Rate, T= Admail, V= Value Post or X= Alt Del. The value provided was {}.	Populate the .imr Class field.	.imr
0378	Piece Count is a required field in the .imr file.	Populate the .imr Piece Count field.	.imr
0379	The .imr Service Level Indicator field must be populated with either F= Full Service, B= Basic, P= Postnet or O=Other such as non-auto. The value provided was {}	Populate the .imr Service Level Indicator field.	.imr
0380	The .imr Record Status field must be populated with either O=Original, D=Delete, I=Insert or U= Update. The value provided was {}	Populate the .imr IMR Record Status field.	.imr
0381	Job ID must be populated with an alphanumeric value in the .imr file.	Populate the .imr Job ID field with an alphanumeric value.	.imr
0382	IMR Unique ID must be populated with an alphanumeric value in the .imr file.	Populate the .imr IMR Unique ID field with an alphanumeric value.	.imr



<b>Error Number</b>	<b>Mail.dat client Error Message</b>	<b>Action</b>	<b>Error Location</b>
0383	IM Barcode Lower Serialization must be populated with an alphanumeric value in the .imr file (when populated).	Populate the .imr IM/TM/Barcode Lower Serialization field with an alphanumeric value when populated.	.imr
0384	IM Barcode Upper Serialization must be populated with an alphanumeric value in the .imr file (when populated).	Populate the .imr IM/TM/Barcode Upper Serialization field with an alphanumeric value when populated.	.imr
0385	Mailer ID of Mail Owner must be populated with an alphanumeric value in the .imr file (when populated).	Populate the .imr Mailer ID field with an alphanumeric value when populated.	.imr
0386	CRID of Mail Owner must be an numeric value in the .imr file (when populated).	Populate the .imr CRID of Mail Owner field with a numeric value when populated.	.imr
0387	Mailer ID of Preparer must be populated with an alphanumeric value in the .imr file (when populated).	Populate the .imr Mailer ID of Preparer field with a numeric value when populated.	.imr
0388	CRID of Preparer must be populated with a numeric value in the .imr file (when populated).	Populate the .imr CRID of Preparer field with a numeric value when populated.	.imr
0389	Reserve must be populated with an alphanumeric value in the .imr file (when populated).	Populate the .imr Reserve field with an alphanumeric value when populated.	.imr
0390	Container ID must be populated with a numeric value in the .imr file.	Populate the .imr Container ID field with a numeric value when populated	.imr
0391	Piece Count must be populated with a numeric value in the .imr file.	Populate the .imr Piece Count field with a numeric value when populated.	.imr
0392	The value provided for The .imr Class field was {}; it must contain . 1 = First Class 2 = Periodicals 3 = Std Mail or 4 = Pkg Services	Populate the .imr Class field with 1, 2, 3, or 4.	.imr
0393	The value provided for The .imr Service Level Indicator field was {}; it must contain F = Full service, B = Basic, P = PostNet, or O for other such as non-auto.	Populate the .imr Service Level Indicator field with F, B, P, or O.	.imr
0394	The value provided for The .imr IMR Record Status field was {}; it must contain O, D, or U. O = Original, D = Delete or U = Update.	Populated the .imr IMR Record Status field with O, D, or U.	.imr
0395	The value provided for The .imr Closing Character field was {}; it must contain #.	Populate the .imr Closing Character field with #.	.imr
0396	The .imr IM/TM/ Barcode Lower Serialization field must be less than or equal to the .imr IM/TM/ Barcode Upper Serialization field	Populate the .imr IM/TM/Barcode Lower Serialization field with a value that is less or equal to the IM/TM/Barcode Upper Serialization field.	.imr



<b>Error Number</b>	<b>Mail.dat client Error Message</b>	<b>Action</b>	<b>Error Location</b>
0401	There can be no characters after the .imr Closing Character.	Remove all characters after the .imr Closing Character field.	.imr
0402	Job ID is a required field in the .hdr file.	Populate the .hdr Job ID field.	.hdr
0404	Header History Sequence Number is a required field in the .hdr file.	Populate the .hdr Header History Sequence Number field.	.hdr
0405	Header History Status is a required field in the .hdr file.	Populate the .hdr Header History Status field.	.hdr
0406	Historical Job ID is a required field in the .hdr file.	Populate the .hdr Historical Job ID field.	.hdr
0408	Job Name/Title and Issue is a required field in the .hdr file.	Populate the .hdr Job Name/Title field.	.hdr
0409	File Source is a required field in the .hdr file.	Populate the .hdr File Source field.	.hdr
0411	Contact Name is a required field in the .hdr file.	Populate the .hdr Contact Name field	.hdr
0412	Contact Telephone Number is a required field in the .hdr file.	Populate the .hdr Contact Telephone Number field	.hdr
0413	Date Prepared is a required field in the .hdr file.	Populate the .hdr Date Prepared field.	.hdr
0414	Time Prepared is a required field in the .hdr file.	Populate the .hdr Time Prepared field.	.hdr
0415	Segmenting Criteria is a required field in the .hdr file.	Populate the .hdr Segmenting Criteria field.	.hdr
0416	Segment Record Count is a required field in the .hdr file	Populate the .hdr Segment Record Count field	.hdr
0417	Segment File Status is a required field in the .hdr file.	Populate the .hdr Segment File Status field.	.hdr
0418	Mail Piece Unit Record Count is a required field in the .hdr file.	Populate the .hdr Mail Piece Unit Record Count field.	.hdr
0419	Mail Piece Unit File Status is a required field in the .hdr file.	Populate the .hdr Mail Piece Unit File Status field.	.hdr
0420	MPU Mail piece unit/C Component Relationship Record Count is a required field in the .hdr file.	Populate the .hdr MPU / C Relationship Record Count field.	.hdr
0421	MPU Mail piece unit/C Component Relationship File Status is a required field in the .hdr file.	Populated the .hdr MPU / C Relationship File Status field.	.hdr
0422	Mailer Postage Account Record Count is a required field in the .hdr file.	Populate the .hdr Mailer Postage Account Record Count Field.	.hdr
0423	Mailer Postage Account File Status is a required field in the .hdr file.	Populate the .hdr Mailer Postage Account File Status field.	.hdr

<b>Error Number</b>	<b>Mail.dat client Error Message</b>	<b>Action</b>	<b>Error Location</b>
0424	Component Record Count is a required field in the .hdr file	Populate the .hdr Component Record Count field.	.hdr
0425	Component File Status is a required field in the .hdr file.	Populate the .hdr Component File Status field.	.hdr
0428	Container Quantity Record Count is a required field in the .hdr file.	Populate the .hdr Container Quantity Record Count field.	.hdr
0429	Container Quantity File Status is a required field in the .hdr file.	Populate the .hdr Container Quantity File Status field.	.hdr
0430	Package Quantity Record Count is a required field in the .hdr file.	Populate the .hdr Package Quantity Record Count field.	.hdr
0431	Package Quantity File Status is a required field in the .hdr file.	Populate the .hdr Package Quantity File Status field.	.hdr
0432	Walk Sequence Record Count is a required field in the .hdr file.	Populate the .hdr Walk Sequence Record Count field.	.hdr
0433	Walk Sequence File Status is a required field in the .hdr file.	Populate the .hdr Walk Sequence File Status field.	.hdr
0436	Piece Detail Record Count is a required field in the .hdr file.	Populate the .hdr Piece Detail Record Count field.	.hdr
0437	Piece Detail File Status is a required field in the .hdr file.	Populate the .hdr Piece Detail File Status field.	.hdr
0438	Special Fee/Charge Record Count is a required field in the .hdr file.	Populate the .hdr Special Fee/Charge Record Count field.	.hdr
0439	Special Fee/Charge File Status is a required field in the .hdr file.	Populate the .hdr Special Fee/Charge File Status field.	.hdr
0440	Required Field Missing: Manifest Individual Record Count is a required field in the .hdr file.		.hdr
0441	Required Field Missing: Manifest Individual File Status is a required field in the .hdr file.		.hdr
0442	Required Field Missing: Manifest Summary Record Count is a required field in the .hdr file.		.hdr
0443	Required Field Missing: Manifest Summary File Status is a required field in the .hdr file.		.hdr
0444	Postage Adjustment Record Count is a required field in the .hdr file must be populated with a numeric value.	Populate the .hdr Postage Adjustment Record Count field.	.hdr
0445	Postage Adjustment File Status is a required field in the .hdr file.	Populate the .hdr Postage Adjustment File Status field.	.hdr
0446	Postage Statement Record Count is a required field in the .hdr file must be populated with a numeric value.	Populate the .hdr Postage Statement Record Count field.	.hdr
0447	Postage Statement File Status is a required field in the .hdr file.	Populate the .hdr Postage Statement File Status field..	.hdr

<b>Error Number</b>	<b>Mail.dat client Error Message</b>	<b>Action</b>	<b>Error Location</b>
0448	Intelligent Mail Range Record Count is a required field in the .hdr file must be populated with a numeric value	Populate the .hdr Intelligent Mail Range Record Count field.	.hdr
0449	Intelligent Mail Range File Status is a required field in the .hdr file.	Populate the .hdr Intelligent Mail Range File Status field	.hdr
0450	Original Container Identification Record Count is a required field in the .hdr file	Populate the .hdr Original Container Identification Record Count field.	.hdr
0451	Mail.dat Presentation Category is a required field in the .hdr file. Mail.dat Presentation Category is a required field in the .hdr file. The .hdr Mail.dat Presentation Category value provided was {} ; it must contain M = MLOCR P = Conventional Presort I = Manifest Individual S = Single Piece .	Populate the .hdr Mail.dat Presentation Category field.	.hdr
0452	Original Software Vendor Name is a required field in the .hdr file.	Populate the .hdr Original Software Vendor Name field.	.hdr
0453	Original Software Products Name is a required field in the .hdr file.	Populate the .hdr Original Software Products Name field.	.hdr
0454	Original Software Version is a required field in the .hdr file.	Populate the .hdr Original Software Version field.	.hdr
0455	Original Software Version is a required field in the .hdr file.	Populate the .hdr Original Software Vendor's Email field.	.hdr
0456	Mail.dat Software Vendor Name is a required field in the .hdr file.	Populate the .hdr Mail.dat Software Vendor Name field.	.hdr
0457	Mail.dat Software Product's Name is a required field in the .hdr file.	Populate the .hdr Mail.dat Software Product's Name field.	.hdr
0459	Licensed User's Email is a required field in the .hdr file.	Populate the .hdr Licensed User's Email field.	.hdr
0460	Closing Character is a required field in the .hdr file.	Populate the .hdr Closing Character field.	.hdr
0461	The .hdr Job ID field must be populated with an alphanumeric value.	Populate the .hdr Job ID field with an alphanumeric value.	.hdr
0462	The .hdr Historical Job ID field must be populated with an alphanumeric value.	Populate the .hdr Historical Job ID field with an alphanumeric value.	.hdr
0463	The .hdr Licensed User's Job Number field must be populated with an alphanumeric value.	Populate the .hdr Licensed User's Job Number field with an alphanumeric value	.hdr
0464	The .hdr Job Name/Title & Issue field must be populated with an alphanumeric value.	Populate the .hdr Job Name/Title field with an alphanumeric value.	.hdr

<b>Error Number</b>	<b>Mail.dat client Error Message</b>	<b>Action</b>	<b>Error Location</b>
0465	The .hdr File Source field must be populated with an alphanumeric value.	Populate the .hdr File Source field with an alphanumeric value.	.hdr
0468	The .hdr Segmenting Criteria field must be populated with an alphanumeric value.	Populate the .hdr Segmenting Criteria field with an alphanumeric value.	.hdr
0469	The .hdr Original Software Vendor Name field must be populated with an alphanumeric value.	Populate the .hdr Original Software Vendor Name field with an alphanumeric value.	.hdr
0470	The .hdr Original Software Product Name field must be populated with an alphanumeric value.	Populate the .hdr Original Software Products Name field with an alphanumeric value.	.hdr
0472	The .hdr Original Software Vendor's Email field must be populated with an alphanumeric value formatted as xxxxx@xxxx.xxx.	Populate the .hdr Original Software Vendor's Email field with an alphanumeric value formatted as xxxxx@xxxx.xxx.	.hdr
0473	The .hdr Mail.dat Software Vendor Name field must be populated with an alphanumeric value.	Populate the .hdr Mail.dat Software Vendor Name field with an alphanumeric value.	.hdr
0474	The .hdr Mail.dat Software Product's Name field must be populated with an alphanumeric value.	Populate the .hdr Mail.dat Software Product's Name field with an alphanumeric value.	.hdr
0475	The .hdr Mail.dat Software Version field must be populated with an alphanumeric value.	Populate the .hdr Mail.dat Software Version field with an alphanumeric value.	.hdr
0476	The .hdr Mail.dat Software Vendor's Email field must be populated with an alphanumeric value formatted as xxxxx@xxxx.xxx.	Populate the .hdr Mail.dat Software Vendor's Email field with an alphanumeric value formatted as xxxxx@xxxx.xxx.	.hdr
0477	The .hdr Licensed User's Email field must be populated with an alphanumeric value formatted as xxxxx@xxxx.xxx.	Populate the .hdr Licensed User's Email field with an alphanumeric value formatted as xxxxx@xxxx.xxx.	.hdr
0478	The .hdr Event Manager Audit Code field must be populated with an alphanumeric value.	Populate the .hdr Event Manager Audit Code field with an alphanumeric value	.hdr
0479	The .hdr User Option Field must be populated with an alphanumeric value.	Populate the .hdr User Option Field with an alphanumeric value.	.hdr
0480	Alphanumeric Data Type Error: Reserve must be an alphanumeric value in the .hdr file.		.hdr
0482	The .hdr Header History Sequence Number field must be populated with a numeric value.	Populate the .hdr Header History Sequence Number field with a numeric value.	.hdr

<b>Error Number</b>	<b>Mail.dat client Error Message</b>	<b>Action</b>	<b>Error Location</b>
0483	The .hdr Historical Job ID field must be zero-padded when populated with a numeric value.	Populate the .hdr Historical Job ID field with a value that is zero-padded when populated with a numeric value.	.hdr
0484	The .hdr Segment Record Count field must be populated with a numeric value.	Populate the .hdr Segment Record Count field with a numeric value.	.hdr
0485	The .hdr Mail Piece Unit Record Count field must be populated with a numeric value.	Populate the .hdr Mail Piece Unit Record Count field with a numeric value.	.hdr
0486	The .hdr MPU Mail Piece Unit / C Component ID Relationship Count field must be populated with a numeric value	Populate the .hdr MPU / C Relationship Count field with a numeric value.	.hdr
0487	The .hdr Mailer Postage Account Record Count field must be populated with a numeric value.	Populate the .hdr Mailer Postage Record Count field with a numeric value.	.hdr
0488	The .hdr Component Record Count field must be populated with a numeric value.	Populate the .hdr Component Record Count field with a numeric value.	.hdr
0489	The .hdr Container Summary Record Count field must be populated with a numeric value.	Populate the .hdr Container Summary Record Count field with a numeric value.	.hdr
0490	The .hdr Container Quantity Record Count field must be populated with a numeric value.	Populate the .hdr Container Quantity Record Count field with a numeric value.	.hdr
0491	The .hdr Package Quantity Record Count field must be populated with a numeric value.	Populate the .hdr Package Quantity Record Count field with a numeric value.	.hdr
0492	The .hdr Walk Sequence Record Count field must be populated with a numeric value.	Populate the .hdr Walk Sequence Record Count field with a numeric value.	.hdr
0494	The .hdr Piece Detail Record Count field must be populated with a numeric value.	Populate the .hdr Piece Detail Record Count field with a numeric value.	.hdr
0495	The .hdr Special Fee/Charge Record Count field must be populated with a numeric value.	Populate the .hdr Special Fee/Charge Record Count field with a numeric value.	.hdr
0496	Numeric Data Type Error: Manifest Individual Record Count must be a numeric value in the .hdr file.		.hdr
0497	Numeric Data Type Error: Manifest Summary Record Count must be a numeric value in the .hdr file.		.hdr
0498	The .hdr Postage Adjustment Record Count field must be populated with a numeric value.	Populate the .hdr Postage Adjustment Record Count field with a numeric value.	.hdr

<b>Error Number</b>	<b>Mail.dat client Error Message</b>	<b>Action</b>	<b>Error Location</b>
0499	The .hdr Postage Statement Record Count field must be populated with a numeric value.	Populate the .hdr Postage Statement Record Count field with a numeric value.	.hdr
0500	The .hdr Intelligent Mail Range Record Count field must be populated with a numeric value.	Populate the .hdr Intelligent Mail Range Record Count field with a numeric value.	.hdr
0501	The .hdr Original Container Identification Record Count field must be populated with a numeric value.	Populate the .hdr Original Container Identification Record Count field with a numeric value.	.hdr
0502	The .hdr Software Vendor's ZAP field must be populated with a numeric value.	Populate the .hdr Software Vendor's ZAP field with a numeric value.	.hdr
0503	Date Prepared is a required field in the .hdr file. The .hdr Date Prepared field must be populated with a valid date value formatted as YYYYMMDD.	Populate the .hdr Date Prepared field with a valid date formatted as YYYYMMDD.	.hdr
0505	The .hdr Time Prepared field must be populated with an alphanumeric value formatted as HH:MM.	Populate the .hdr Time Prepared field with an alphanumeric value formatted as HH:MM.	.hdr
0509	Header History Status is a required field in the .hdr file. The .hdr Header History Status value provided was {}; one record must contain C Current.	Populate the .hdr Header History Status field with C = Current for one record in the file.	.hdr
0510	The .hdr User License Code contains an invalid value, it must begin with an alphabetic character.	Populate the .hdr User License Code field with a value that begins with an alphabetic character.	.hdr
0511	The .hdr User License Code cannot contain any spaces or special characters and it cannot be case sensitive.	Populate the .hdr User License Code field with a value that does not include spaces or special characters.	.hdr
0516	The .hdr Segment File Status field value provided was {};it must contain O = original , N = Non Transmitted, D = Delete Entire File, C = Change Individual Records, or U = Update Individual Records	Populate the .hdr Segment File Status field with O = Original, N = None, D = Delete, C = Change, U = Update.	.hdr
0517	Mail Piece Unit File Status is a required field in the .hdr file. The .hdr Mail Piece Unit File Status field value provided was {}; it must contain O = original , N = Non Transmitted, D = Delete Entire File, C = Change Individual Records, or U = Update Individual Records	Populate the .hdr Mail Piece Unit File Status field with O = Original, N = None, D = Delete, C = Change, U = Update.	.hdr
0518	The .hdr MPU / C Relationship File Status field value provide was {}; it must contain O = original , N = Non Transmitted, D = Delete Entire File, C = Change Individual Records, or U = Update Individual Records	Populate the .hdr MPU / C Relationship File Status field with O = Original, N = None, D = Delete, C = Change, U = Update.	.hdr

<b>Error Number</b>	<b>Mail.dat client Error Message</b>	<b>Action</b>	<b>Error Location</b>
0519	The .hdr Mailer Postage Account File Status field value provided was {}; it must contain O = original , N = Non Transmitted, D = Delete Entire File, C = Change Individual Records, or U = Update Individual Records.	Populate the .hdr Mailer Postage Account File Status field with O = Original, N = None, D = Delete, C = Change, U = Update.	.hdr
0520	Component File Status is a required field in the .hdr file. The .hdr Component File Status field value provided was {}; it must contain O = original , N = Non Transmitted, D = Delete Entire File, C = Change Individual Records, or U = Update Individual Records.	Populate the .hdr Component File Status field with O = Original, N = None, D = Delete, C = Change, U = Update.	.hdr
0521	Container Summary File Status is a required field in the .hdr file. The .hdr Container Summary File Status field value provided was {}; it must contain O = original , N = Non Transmitted, D = Delete Entire File, C = Change Individual Records, or U = Update Individual Records.	Populate the .hdr Container Summary File Status field with O = Original, N = None, D = Delete, C = Change, U = Update.	.hdr
0522	Container Quantity File Status is a required field in the .hdr file. The .hdr Container Quantity File Status field value provided was {}; it must contain O = original , N = Non Transmitted, D = Delete Entire File, C = Change Individual Records, or U = Update Individual Records.	Populate the .hdr Container Quantity File Status field with O = Original, N = None, D = Delete, C = Change, U = Update.	.hdr
0523	The .hdr Package Quantity File Status field value provided was {}; it must contain O = original , N = Non Transmitted, D = Delete Entire File, C = Change Individual Records, or U = Update Individual Records.	Populate the .hdr Package Quantity File Status field with O = Original, N = None, D = Delete, C = Change, U = Update.	.hdr
0524	The .hdr Walk Sequence File Status field value provided was {}; it must contain O = original , N = Non Transmitted, D = Delete Entire File, C = Change Individual Records, or U = Update Individual Records.	Populate the .hdr Walk Sequence File Status field with O = Original, N = None, D = Delete, C = Change, U = Update.	.hdr
0526	The .hdr Piece Detail File Status field value provided was O = original , N = Non Transmitted, D = Delete Entire File, C = Change Individual Records, or U = Update Individual Records	Populate .hdr Piece Detail File Status field with O = Original, N = None, D = Delete, C = Change, U = Update.	.hdr
0527	The .hdr Special Fee/Charge File Status field value provided was {}; it must contain O = original , N = Non Transmitted, D = Delete Entire File, C = Change Individual Records, or U = Update Individual Records.	Populate the .hdr Special Fee/Charge File Status field with O = Original, N = None, D = Delete, C = Change, U = Update.	.hdr
0528	For .hdr File Processing, the .hdr Manifest Individual File Status contains an invalid value; it must contain O, N, D, C, or U.		.hdr
0529	For .hdr File Processing, the .hdr Manifest Summary File Status contains an invalid value; it must contain O, N, D, C, or U.		.hdr



<b>Error Number</b>	<b>Mail.dat client Error Message</b>	<b>Action</b>	<b>Error Location</b>
0530	The .hdr Postage Adjustment File Status field value provided was {}; it must contain O = original , N = Non Transmitted, D = Delete Entire File, C = Change Individual Records, or U = Update Individual Records.	Populate the .hdr Postage Adjustment File Status field with O = Original, N = None, D = Delete, C = Change, U = Update.	.hdr
0531	The .hdr Postage Statement File Status field value provided was {};it must contain O = original , N = Non Transmitted, D = Delete Entire File, C = Change Individual Records, or U = Update Individual Records.	Populate the .hdr Postage Statement File Status field with O = Original, N = None, D = Delete, C = Change, U = Update.	.hdr
0532	Intelligent Mail Range File Status is a required field in the .hdr file. The .hdr Intelligent Mail Range File Status field value provided was {}; it must contain O = original , N = Non Transmitted, D = Delete Entire File, C = Change Individual Records, or U = Update Individual Records.	Populate the .hdr Intelligent Mail Range File Status field with O = Original, N = None, D = Delete, C = Change, U = Update.	.hdr
0533	The .hdr Original Container Identification File Status field value provided was {}; it must contain O = original , N = Non Transmitted, D = Delete Entire File, C = Change Individual Records, or U = Update Individual Records.	Populate the .hdr Original Container Identification File Status field with O = Original, N = None, D = Delete, C = Change, U = Update.	.hdr
0534	Mail.dat Presentation Category is a required field in the .hdr file. The .hdr Mail.dat Presentation Category value provided was {} ; it must contain M = MLOCR, P = Conventional Presort, I = Manifest Individual, S = Single Piece or C = Consolidated Internal Copal job with linked logical and presort mailings.	Populate the .hdr Mail.dat Presentation Category value with contain M = MLOCR, P = Conventional Presort, I = Manifest Individual, S = Single Piece or Consolidated Internal Copal job with linked logical and presort mailings .	.hdr
0535	The .hdr Closing Character Provided value was {}; it must contain #.	Populate the .hdr Closing Character field with #.	.hdr
0536	The .hdr Segment Record Count field must match the Record Count of the Segment Record.	Populate the .hdr Segment Record Count field with a value that is equal to the Record Count of the Segment Record.	.hdr
0537	The .hdr Mail Piece Unit Record Count field must match the Record Count of the Mail Piece Unit Record.	Populate the .hdr Mail Piece Unit Record Count field with a value that is equal to the Record Count of the Mail Piece Unit Record.	.hdr
0538	The .hdr Component Record Count field must match the Record Count of the Component Record.	Populate the .hdr Component Record Count field with a value that is equal to the Record Count of the Component Record.	.hdr



<b>Error Number</b>	<b>Mail.dat client Error Message</b>	<b>Action</b>	<b>Error Location</b>
0539	The .hdr Container Quantity Record Count field must match the Record Count of the Container Quantity Record.	Populate the .hdr Container Quantity Record Count field with a value that is equal to the Record Count of the Container Quantity Record.	.hdr
0540	The .hdr Package Quantity Record Count field must match the Record Count of the Package Quantity Record.	Populate the .hdr Package Quantity Record Count field with a value that is equal to the Record Count of the Package Quantity Record.	.hdr
0541	The .hdr Walk Sequence Record Count field must match the Record Count of the Walk Sequence Record.	Populate the .hdr Walk Sequence Record Count field with a value that is equal to the Record Count of the Walk Sequence Record.	.hdr
0542	The .hdr Piece Detail Record Count field must match the Record Count of the Piece Detail Record.	Populate the .hdr Piece Detail Record Count field with a value that is equal to the Record Count of the Piece Detail Record.	.hdr
0546	The .hdr Postage Adjustment Record Count field must match the Record Count of the Postage Adjustment Record.	Populate the .hdr Postage Adjustment Record Count field with a value that is equal to the Record Count of the Postage Adjustment Record.	.hdr
0547	The .hdr Postage Statement Record Count field must match the Record Count of the Postage Statement Record.	Populate the .hdr Postage Statement Record Count field with a value that is equal to the Record Count of the Postage Statement Record.	.hdr
0548	The .hdr Intelligent Mail Range Record Count field must match the Record Count of the Intelligent Mail Range Record.	Populate the .hdr Intelligent Mail Range Record Count field with a value that is equal to the Record Count of the Intelligent Mail Range Record.	.hdr
0549	The .hdr Original Container Identification Record Count field must match the Record Count of the Original Container Identification Record.	Populate the .hdr Original Container Identification Record Count field with a value that is equal to the Record Count of the Original Container Identification Record.	.hdr
0550	Reserve		.hdr
0552	There can be no characters after the .hdr Closing Character.	Remove all characters after the .hdr Closing Character field.	.hdr

<b>Error Number</b>	<b>Mail.dat client Error Message</b>	<b>Action</b>	<b>Error Location</b>
0553	The value provide for The .cqt Service Level Indicator field was {}; it must contain F = Full Service; when the .seg Full-Service Participation Indicator is populated with F = Full Service	Populate the .cqt Service Level Indicator field with F when the .seg Full-Service Participation Indicator field is populated with F.	.cqt
0555	At least one record in the .cqt file must contain a Service Level Indicator of F when the .seg Full Service Participation Indicator is populated with M = Mixed (Basic and Full Mixed) The value provided was {}	Populate the .cqt Service Level Indicator field with F or at least one record when the .seg Full-Service Participation Indicator field is populated with M.	.cqt
0556	For Full-Service Processing, the .seg Class Defining Preparation field value provided was {}; it must contain 1=First class, 2=Periodicals, 3=Std mail, 4=Pkg Services, or 6= Std/Periodicals Co-Mailings.	Populated the .seg Class Defining Preparation field with 1 = First Class, 2 = Periodicals, 3 = Std Mail, 4 = Pkg Services, or 6 = Std/Periodicals Co-Mailings	.seg
0557	For Full-Service Processing, the Mail.dat Job is missing a required file for Full-Service Processing; it must contain either an .imr or .pdr file.		Multiple files
0557	For Full-Service Processing, the Mail.dat Job is missing a required file; it must contain either an .imr, .pdr, or .pbc file.	Include either a .imr, .pdr, or .pbc file in the mailing.	Multiple files (11-2 only)
0558	For Full-Service Processing, the .imr IM/TM/ Barcode Lower Serialization field and .imr IM/TM/ Barcode Upper Serialization field contains invalid values; the first 6 characters in each field must match.	Populate the first 6 characters of the .imr IM/TM/ Barcode Lower Serialization and the .imr IM/TM/ Barcode Upper Serialization fields with the same value.	.imr Multiple fields
0559	For Full-Service Processing, the .imr IM/TM/ Barcode Lower Serialization field is populated with an incorrect length; it must be no more than 15 characters in length.	Populate the .imr IM/TM/ Barcode Lower Serialization field with less than or equal to 15 characters.	.imr
0560	For Full-Service Processing, the .imr IM/TM/ Barcode Upper Serialization field is populated with an incorrect length; it must be no more than 15 characters in length.	Populate the .imr IM/TM/ Barcode Upper Serialization field with less than or equal to 15 characters.	.imr
0561	For Full-Service Processing, the .pdr IM/TM/ Barcode field must be populated with 31 characters when the associated .cqt record Service Level Indicator field is populated with F=Full service option.	Populate the .pdr IM/TM/ Barcode field with 31 characters when the associated .cqt record Service Level Indicator field is populated with F.	.pdr

<b>Error Number</b>	<b>Mail.dat client Error Message</b>	<b>Action</b>	<b>Error Location</b>
0562	For Full-Service Processing, the .seg Principal Processing Category field value provided was {}; it must contain LT = Letter, FL = Flat, or CD = Card when the .seg Class Defining Preparation field is populated with 1 =First class.	Populate the .seg Principal Processing Category field with LT = Letters, FL = Flats, or CD = Cards when the .seg Class Defining Preparation field is populated with 1 = First Class.	.seg
0563	For Full-Service Processing, the .seg Principal Processing Category field value provided was {}; it must contain LT = Letter or FL = Flat when the .seg Class Defining Preparation field is populated with 2=Periodicals.	Populate the .seg Principal Processing Category field with LT = Letters or FL = Flats when the .seg Class Defining Preparation field is populated with 2 = Periodicals.	.seg
0564	For Full-Service Processing, the .seg Principal Processing Category field value provided was {}; it must contain LT = Letter or FL = Flat when the .seg Class Defining Preparation field is populated with 3=Std mail.	Populate the .seg Principal Processing Category field with LT = Letters or FL = Flats when the .seg Class Defining Preparation field is populated with 3 = Std Mail.	.seg
0565	For Full-Service Processing, the .seg Principal Processing Category field value provided was {}; it must contain FL= Flat when the .seg Class Defining Preparation field is populated with 4=Pkg Services and .mpu Mail Piece Unit - Rate Type field is populated with B = Bound Printed Matter.	Populate the .seg Principal Processing Category field with FL = Flats when the .seg Class Defining Preparation field is populated with 4 = Pkg Services and the .mpu Mail Piece Unit - Rate Type field is populated with B = Bound Printed Matter.	.seg
0567	For Full-Service Processing, the .csm Number of Pieces field is required when the .seg Logical/Physical Container Indicator field is populated with P = Physical Container. The value provided was {}	Populate the .csm Number of Piece field when the .seg Logical/Physical Container Indicator field is populated with P.	.csm

<b>Error Number</b>	<b>Mail.dat client Error Message</b>	<b>Action</b>	<b>Error Location</b>
0569	The value provided For Full-Service Processing, the .csm Container Type field was {}; it must contain 1 = #1 Sack, 2 = #2 Sack, 3 = #3 Sack, 4 = 01V Sack, 5 = 03V Sack, S = Sack (general), V = Sack (Virtual), F = Flat Tub, O = 1' Tray, T = 2' Tray, or E = EMM Tray, or CT = Carton for a Physical Handling Unit or B = Bedload, U = Unit Load Device, W = Walled Unit, Z = User Pallet, H = EIRS 61 – Hamper, Large Canvas, A = EIRS 61P – Hamper, Large Plastic, G = EIRS 66 – General Purpose Mail Container w/Gate, D = EIRS 68 – Eastern Region Mail Container w/Web Door, R = EIRS 84 – Wire Container Rigid, C = EIRS 84C – Collapsible Wire Container, or P for a Physical Container when the .seg Logical/Physical Container Indicator field is populated with P = Physical Container.	Populate the .csm Container Type field with 1, 2, 3, 4, 5, S, V, F, O, T, or E for a Physical Handling Unit or B, U, W, Z, H, A, G, D, R, C, or P for a Physical Container when the .seg Logical/Physical Container Indicator field is populated with P.	Multiple Files
0572	The value provided for .csm Container Type field was {}; at least one .csm Container Type field must contain M = Logical Pallet (MLOCR), L = Logical Tray (MLOCR), or V = Sack (Virtual) when the .seg Logical/Physical Container Indicator field is populated with L = Logical Container.	Populate the .csm Container Type field with M, L, or V for at least one record when the .seg Logical/Physical Container Indicator field is populated with L.	.csm
0575	For Full-Service Processing, the .csm Scheduled Ship Date field is required when the .csm USPS Pick Up field is populated with Y = Yes and the .csm Container Status field is populated with R = Ready to pay or T = Transportation Information Update. The value provided was {}	Populate the .csm Scheduled Ship Date field when the .csm USPS Pick Up field is Y and the .csm Container Status field is populated with R or T.	.csm
0576	For Full-Service Processing, the .csm Scheduled Ship Time field is required when the .csm USPS Pick Up field is populated with Y = Yes and the .csm Container Status field is populated with R = Ready to pay or T = Transportation Information Update. The value provided was {}	Populate the .csm Scheduled Ship Time field when the .csm USPS Pick Up field is Y and the .csm Container Status field is populated with R or T.	.csm
0577	For Full-Service Processing, the .csm Scheduled Induction Date field is required when the .csm Reservation Number and the .csm FAST Content ID fields are populated. The value provided was {}.	Populate the .csm Scheduled Induction Date field when the .csm Reservation Number and .csm FAST Content ID fields are populated.	.csm
0578	For Full-Service Processing, the .csm Scheduled Induction Time field is required when the .csm Reservation Number and the .csm FAST Content ID fields are populated.	Populate the .csm Scheduled Induction Time field when the .csm Reservation Number and .csm FAST Content ID fields are populated.	.csm

<b>Error Number</b>	<b>Mail.dat client Error Message</b>	<b>Action</b>	<b>Error Location</b>
0579	For Full-Service Processing, the .csm Scheduled Induction Date field is required when the .csm CSA Agreement ID is populated, .csm USPS Pick Up field is populated with N = No, .csm Entry Point for Entry Discount - Facility Type field is populated with O = Origin or T = Orig(T-Hub Sq), and .csm Container Status field is populated with R = Ready to pay or T = Transportation Information Update.The value provided was {}.	Populate the .csm Scheduled Induction Date field when the .csm CSA Agreement ID is populated, .csm USPS Pick Up field is populated with N, .csm Entry Point for Entry Discount - Facility Type field is populated with O or T, and .csm Container Status field is populated with R or T.	.csm
0580	For Full-Service Processing, the .csm Scheduled Induction Time field is required when the .csm CSA Agreement ID is populated, .csm USPS Pick Up field is populated with N = No, .csm Entry Point for Entry Discount - Facility Type field is populated with O = Origin or T = Orig(T-Hub Sq), and .csm Container Status field is populated with R = Ready to pay or T = Transportation Information Update.The value provided was {}	Populate the .csm Scheduled Induction Time field when the .csm CSA Agreement ID is populated, .csm USPS Pick Up field is populated with N, .csm Entry Point for Entry Discount - Facility Type field is populated with O or T, and .csm Container Status field is populated with R or T.	.csm
0581	The value provided For Full-Service Processing, the .csm Sibling Container Indicator field was {}; it must contain Y = Yeswhen the .csm Container Type field is populated with M = Logical Pallet (MLOCR).	Populate the .csm Sibling Container Indicator field with Y when the .csm Container Type field is populated with M.	.csm
0582	The value provided For Full-Service Processing, the .csm Label: IM/TM/ Container Or IM/TM/ Tray Barcode field was {}; it must contain a 21 character IMcb.	Populate the .csm Label: IM/TM/ Container or IM/TM/ Tray Barcode field with a 21 character IMcb.	.csm
0583	The value provided For Full-Service Processing, the .csm Label: IM/TM/ Container Or IM/TM/ Tray Barcode field was {}; it must contain a 24 character IMtb.	Populate the .csm Label: IM/TM/ Container or IM/TM/ Tray Barcode field with a 24 character IMtb.	.csm
0584	For Full-Service Processing, the .pdr Line-Of-Travel Sequence Number field is required when the .pdr Line-Of-Travel Direction Code field is populated.	Populate the .pdr Line-Of-Travel Sequence Number field when the .pdr Line-Of-Travel Direction Code field is populated.	.pdr
0585	For Full-Service Processing, the .pdr Line-Of-Travel Seq. Direction Code field is required when the .pdr Line-Of-Travel Sequence Number field is populated.	Populate the .pdr Line-Of-Travel Seq. Direction Code field when the .pdr Line-Of-Travel Sequence Number field is populated.	.pdr

<b>Error Number</b>	<b>Mail.dat client Error Message</b>	<b>Action</b>	<b>Error Location</b>
0586	For Full-Service Processing, the .csm USPS Pick Up field is required when the .seg Full-Service Participation field is populated with F = Full Service Option or M = Mixed (Basic and Full Mixed), the .csm Container Status field is populated with R = Ready to pay or T = Transportation Information Update, and the container is not a sibling.	Populate the .csm USPS Pick Up field when the .seg Full-Service Participation field is populated with F or M, the .csm Container Status field is populated with R or T, and the container is not a sibling.	.csm
0587	For Full-Service Processing, at least one of the following fields must be populated when the .pdr file is submitted: .mpa Mail Owner's Lcl Permit Ref Num/Int'l Bill Num, .mpa CRID of Mail Owner, .mpa Mailer ID of Mail Owner, .cpt Mailer ID of Mail Owner, .cpt CRID of Mail Owner, or .mpa USPS Publication Number. The value provided was {}	Populate one of the following fields when the .pdr file is submitted for Full-Service mailings: .mpa Mail Owner's Lcl Permit Ref Num/Int'l Bill Num, .mpa CRID of Mail Owner, .mpa Mailer ID of Mail Owner, .cpt Mailer ID of Mail Owner, .cpt CRID of Mail Owner, or .mpa USPS Publication Number.	Multiple files
0588	For Full-Service Processing, at least one of the following fields must be populated when the .pdr file is submitted: .mpa CRID of Preparer field or the .mpa Mailer ID of Preparer field.	Populate either the .mpa CRID of Preparer field or the .mpa Mailer ID of Preparer field when the .pdr file is submitted for Full-Service mailings.	Multiple files
0589	For Full-Service Processing, at least one of the following fields must be populated when the .imr file is submitted: .imr CRID of Mail Owner or .imr Mailer ID of Mail Owner.	Populate either the .imr CRID of Mail Owner field or the .imr Mailer ID of Mail Owner field for Full-Service mailings.	Multiple fields
0590	For Full-Service Processing, at least one of the following fields must be populated when the .imr file is submitted: .imr CRID of Mail Preparer or .imr Mailer ID of Mail Preparer.	Populate either the .imr CRID of Mail Preparer field or the .imr Mailer ID of Mail Preparer for Full-Service mailings.	.imr Multiple fields
0592	For File Updates Processing, the .hdr and .seg files are required files and must be submitted with every Mail.dat Update.	Include the .hdr and .seg files for every update submission.	Multiple files
0595	For File Updates Processing, .seg Mail Facility ID must match the original .seg Mail Facility ID for a Delete Job.		.seg

Error Number	Mail.dat client Error Message	Action	Error Location
0597	The .mpa USPS Publication Number field is a required field when the .seg Class Defining Preparation field is populated with 2 = Periodicals, .cqt Container Charge Method field is populated with 2= Charge all to one of the publications, and the .mpu Mail Piece Unit - Class field is populated with 5 = Per Pending.	Populate the .mpa USPS Publication Number field with the .seg Class Defining Preparation field is populated with 2, .cqt Container Charge Method field is populated with 2, and the .mpu Mail Piece Unit - Class field is populated with 5.	.mpa
0604	For File Updates Processing, the .csm Container Status field value provided was {}based on the previous Container Status of C= Cancel; it must contain = Delete (A Deleted Container Cannot be reused like the C Flag, where a C can be changed to 'O' and then to 'R' or 'X' or 'T'). Deleted Containers' IM Barcode (s), Container, Tray, and Piece cannot be re-used for 45 days, per USPS, after a Deleted status is sent to USPS. P = Preliminary postage statement, R = Ready to pay or X = Paid.	Populate the .csm Container Status field with D, P, R, or X when the .csm Container Status field was populated with C in the original job submission.	.csm
0605	For File Updates Processing, the .csm Container Status field cannot be updated to a different value if the previous .csm Container Status field was populated with D= Delete (A Deleted Container Cannot be reused like the C Flag, where a C can be changed to 'O' and then to 'R' or 'X' or 'T'). Deleted Containers' IM Barcode (s), Container, Tray, and Piece cannot be re-used for 45 days, per USPS, after a Deleted status is sent to USPS..	Do not attempt to update the .csm Container Status field if the .csm Container Status field was populated with D in a previous submission.	.csm
0606	For File Updates Processing, the .csm Container Status field value provided was {}; based on the previous .csm Container Status of O; it must contain D= Delete (A Deleted Container Cannot be reused like the C Flag, where a C can be changed to 'O' and then to 'R' or 'X' or 'T'). Deleted Containers' IM Barcode (s), Container, Tray, and Piece cannot be re-used for 45 days, per USPS, after a Deleted status is sent to USPS, P= Preliminary postage statement, R= Ready to pay, X= Paid, or C= Cancel. The value provided was {}	Populate the .csm Container Status field with D, P, R, X, or C when the .csm Container Status field was populated with O in the original job submission.	.csm



<b>Error Number</b>	<b>Mail.dat client Error Message</b>	<b>Action</b>	<b>Error Location</b>
0607	<p>For File Updates Processing, the .csm Container Status field contains an invalid value based on the previous .csm Container Status of P= Preliminary postage statement; it must contain D= Delete (A Deleted Container Cannot be reused like the C Flag, where a C can be changed to 'O' and then to 'R' or 'X' or 'T'). Deleted Containers' IM Barcode (s), Container, Tray, and Piece cannot be re-used for 45 days, per USPS, after a Deleted status is sent to USPS., P= Preliminary postage statement, R= Ready to pay, or C= Cancel. The value provided was {}.</p>	Populate the .csm Container Status field with D, P, R, or C when the .csm Container Status field was populated with P in the original job submission.	.csm
0608	<p>For File Updates Processing, the .csm Container Status field value provided was {}; based on the previous .csm Container Status of R= Ready to pay; it must contain D= Delete (A Deleted Container Cannot be reused like the C Flag, where a C can be changed to 'O' and then to 'R' or 'X' or 'T'). Deleted Containers' IM Barcode (s), Container, Tray, and Piece cannot be re-used for 45 days, per USPS, after a Deleted status is sent to USPS., X= Paid, T= Transportation Information Update, if after 'R' (Ready To Pay) or 'X' (Previously Closed or Paid), or C= Cancel. The value provided was {}</p>	Populate the .csm Container Status field with R, X, T, or C when the .csm Container Status field was populated with R in the original job submission.	.csm
0609	<p>For File Updates Processing, the .csm Container Status field contains an invalid value based on the previous .csm Container Status of T= Transportation Information Update, if after 'R' (Ready To Pay) or 'X' (Previously Closed or Paid); it must contain D = Delete (A Deleted Container Cannot be reused like the C Flag, where a C can be changed to 'O' and then to 'R' or 'X' or 'T'). Deleted Containers' IM Barcode (s), Container, Tray, and Piece cannot be re-used for 45 days, per USPS, after a Deleted status is sent to USPS., X = Paid, T= Transportation Information Update, if after 'R' (Ready To Pay) or 'X' (Previously Closed or Paid), or C = Cancel. The value provided was {};</p>	Populate the .csm Container Status field with D, X, T, or C when the .csm Container Status field was populated with T in the original job submission.	.csm
0610	<p>For File Updates Processing, the .csm Container Status field contains an invalid value based on the previous .csm Container Status of X= Paid; it must contain T= Transportation Information Update, if after 'R' (Ready To Pay) or 'X' (Previously Closed or Paid).</p>	Populate the .csm Container Status field with X when the .csm Container Status field was populated with T in the original job submission.	.csm
0647	Job ID is a required field in the .csm file.	Populate the .csm Job ID field.	.csm



<b>Error Number</b>	<b>Mail.dat client Error Message</b>	<b>Action</b>	<b>Error Location</b>
0648	Segment ID is a required field in the .csm file.	Populate the .csm Segment ID field.	.csm
0649	Container Type is a required field in the .csm file.	Populate the .csm Container Type field.	.csm
0650	Container ID is a required field in the .csm file.	Populate the .csm Container ID field.	.csm
0651	Display Container ID is a required field in the .csm file.	Populate the .csm Display Container ID field.	.csm
0652	Container Destination Zip is a required field in the .csm file.	Populate the .csm Container Destination Zip field.	.csm
0653	Container Level is a required field in the .csm file.	Populate the .csm Container Level field.	.csm
0656	Entry Point for Entry Discount - Postal Code is a required field in the .csm file.	Populate the .csm Entry Point for Entry Discount - Postal Code field.	.csm
0657	Entry Point for Entry Discount - Facility Type is a required field in the .csm file.	Populate the .csm Entry Point for Entry Discount - Facility Type field.	.csm
0658	Number of Copies is a required field in the .csm file.	Populate the .csm Number of Copies field.	.csm
0659	Machinable Mail Piece is a required field in the .csm file.	Populate the .csm Machinable Mail Piece field.	.csm
0660	Tray Preparation Type is a required field in the .csm file.	Populate the .csm Tray Preparation Type field.	.csm
0661	Required Field Missing: Protected Container Status is a required field in the .csm file.		.csm
0662	Number of Pieces is a required field in the .csm file	Populate the .csm Number of Pieces field.	.csm
0664	CSM Record Status is a required field in the .csm file.	Populate the .csm CSM Record Status field.	.csm
0665	Closing Character is a required field in the .csm file.	Populate the .csm Closing Character field.	.csm
0666	The .csm Job ID field must be populated with an alphanumeric value.	Populate the .csm Job ID field with an alphanumeric value.	.csm
0667	The .csm Segment ID field must be populated with an alphanumeric value.	Populate the .csm Segment ID field with an alphanumeric value.	.csm
0668	The .csm Display Container ID field must be populated with an alphanumeric value.	Populate the .csm Display Container ID field with an alphanumeric value.	.csm
0669	The .csm Container Grouping Description field must be populated with an alphanumeric value (when populated).	Populate the .csm Container Grouping Description field with an alphanumeric value when populated.	.csm

<b>Error Number</b>	<b>Mail.dat client Error Message</b>	<b>Action</b>	<b>Error Location</b>
0672	The .csm Entry Point for Entry Discount - Postal Code field must be populated with an alphanumeric value.	Populate the .csm Entry Point for Entry Discount - Postal Code field with an alphanumeric value.	.csm
0673	The .csm Entry Point - Actual/Delivery Locale Key field must be populated with an alphanumeric value, must contain 'ORIGIN' when the .csm Entry Point for Entry Discount - Facility Type field is populated with O = Origin or H = Tran Hub, and must precede with 'LOC' plus 6 alphanumeric characters when the .csm Entry Point for Entry Discount - Facility Type field is populated with B = DNDC, R = DADC, S = DSCF, D = DDU, A = ASF, C = Origin SCF, K = Origin NDC, J = Origin ADC, E = Origin DU, L = Origin ASF, T = Orig(T-Hub Sq), or Q = Origin AMF.The value provided was {}	Populate the .csm Entry Point - Actual/Delivery Locale Key field with 'ORIGIN' when the .csm Entry Point for Entry Discount - Facility Type field is populated with O or H.	.csm
0674	The .csm Truck or Dispatch Number field must be populated with an alphanumeric value (when populated).	Populate the .csm Truck or Dispatch Number field with an alphanumeric value when populated.	.csm
0675	The .csm Stop Designator field must be populated with an alphanumeric value (when populated).	Populate the .csm Stop Designator field with an alphanumeric value when populated.	.csm
0676	The .csm Reservation Number field must be populated with an alphanumeric value (when populated).	Populate the .csm Reservation Number field with an alphanumeric value when populated.	.csm
0678	The .csm Actual Pick Up Time field must be populated with an alphanumeric value formatted as HH:MM (when populated).	Populate the .csm Actual Pick Up Time field with an alphanumeric value formatted as HH:MM when populated.	.csm
0679	The .csm Actual Induction Time field must be populated with an alphanumeric value formatted as HH:MM (when populated).	Populate the .csm Actual Induction Time field with an alphanumeric value formatted as HH:MM when populated.	.csm
0680	The .csm Postage Statement Mailing Time field must be populated with an alphanumeric value formatted as HH:MM (when populated).	Populate the .csm Postage Statement Mailing Time field with an alphanumeric value formatted as HH:MM when populated.	.csm
0681	The .csm Unique Container ID field must be populated with an alphanumeric value (when populated).	Populate the .csm Unique Container ID field with an alphanumeric value when populated.	.csm

<b>Error Number</b>	<b>Mail.dat client Error Message</b>	<b>Action</b>	<b>Error Location</b>
0682	Alphanumeric Data Type Error: Production Machine ID must be an alphanumeric value in the .csm file (when populated).		.csm
0683	The .csm Trans-Ship Bill of Lading Number field must be populated with an alphanumeric value (when populated).	Populate the .csm Trans-Ship Bill of Lading Number field with an alphanumeric value when populated.	.csm
0684	The .csm Postage Grouping ID field must be populated with an alphanumeric value (when populated).	Populate the .csm Postage Grouping ID field with an alphanumeric value when populated.	.csm
0685	The .csm EMD - 8125 ANS Barcode field must be populated with an alphanumeric value (when populated).	Populate the .csm TEMD - 8125 ANS Barcode field with an alphanumeric value when populated.	.csm
0688	The .csm FAST Content ID field must be populated with an alphanumeric value (when populated).	Populate the .csm FAST Content ID field with an alphanumeric value when populated.	.csm
0689	The .csm Scheduled Ship Time field must be populated with an alphanumeric value formatted as HH:MM (when populated).	Populate the .csm Scheduled Ship Time field with an alphanumeric value formatted as HH:MM when populated.	.csm
0690	The .csm DMM Section Defining Container Preparation field must be populated with an alphanumeric value (when populated).	Populate the .csm TDMM Section Defining Container Preparation field with an alphanumeric value when populated.	.csm
0691	The .csm Alternate Method Defining Preparation field must be populated with an alphanumeric value (when populated)	Populate the .csm Alternate Method Defining Preparation field with an alphanumeric value when populated.	.csm
0692	The .csm Label: IM/TM/ Container or IM/TM/ Tray Barcode field must be populated with an alphanumeric value (when populated).	Populate the .csm Label: IM Container or IM Tray Barcode field with an alphanumeric value when populated.	.csm
0693	The .csm Label: 10-Character Container Barcode field must be populated with an alphanumeric value (when populated).	Populate the .csm Label: 10-Character Container Barcode field with an alphanumeric value when populated.	.csm
0700	The .csm Label: Entry (Origin) Point Line field must be populated with an alphanumeric value (when populated).	Populate the .csm Label: Entry (Origin) Point Line field with an alphanumeric value when populated.	.csm

<b>Error Number</b>	<b>Mail.dat client Error Message</b>	<b>Action</b>	<b>Error Location</b>
0701	The .csm Label: Container Label CIN Code field must be populated with an alphanumeric value (when populated).	Populate the .csm Label: Container Label CIN Code field with an alphanumeric value when populated.	.csm
0702	The .csm User Option Field must be populated with an alphanumeric value (when populated).	Populate the .csm User Option Field with an alphanumeric value when populated.	.csm
0704	The .csm Container ID field must be populated with a numeric value.	Populate the .csm Container ID field with a numeric value.	.csm
0707	The .csm Additional In-Home Range field must be populated with a numeric value (when populated).	Populate the .csm Additional In-Home Range field with a numeric value when populated.	.csm
0708	The .csm Actual Induction Date field must be populated with a valid numeric value formatted as YYYYMMDD (when populated).	Populate the .csm Actual Induction Date field with a valid numeric value formatted as YYYYMMDD when populated.	.csm
0709	The .csm Postage Statement Mailing Date must be populated with a valid numeric value formatted as YYYYMMDD (when populated).	Populate the .csm Postage Statement Mailing Date field with a valid numeric value formatted as YYYYMMDD when populated.	.csm
0710	The .csm Number of Copies field must be populated with a numeric value.	Populate the .csm Number of Copies field with a numeric value.	.csm
0711	The .csm Number of Pieces field must be populated with a numeric value.	Populate the .csm Number of Pieces field with a numeric value.	.csm
0712	The .csm Total Weight field must be populated with a numeric value.	Populate the .csm Total Weight field with a numeric value.	.csm
0713	The .csm Container Ready to Pay Transaction ID field must be populated with a numeric value (when populated).	Populate the .csm Container Ready to Pay Transaction ID field with a numeric value when populated.	.csm
0714	The .csm Container Gross Weight field must be populated with a numeric value (when populated).	Populate the .csm Container Gross Weight field with a numeric value when populated.	.csm
0715	The .csm Container Height field must be populated with a numeric value (when populated).	Populate the .csm Container Height field with a numeric value when populated.	.csm

<b>Error Number</b>	<b>Mail.dat client Error Message</b>	<b>Action</b>	<b>Error Location</b>
0717	The .csm FAST Scheduler ID field must be populated with a numeric value (when populated).	Populate the .csm FAST Scheduler ID Weight field with a numeric value when populated.	.csm
0718	The .csm Scheduled Ship Date field must be populated with a valid numeric value formatted as YYYYMMDD (when populated).	The .csm Scheduled Ship Date field must be populated with a valid numeric value formatted as YYYYMMDD (when populated).	.csm
0723	The .csm Actual Container Ship Date field must be populated with a valid numeric value formatted as YYYYMMDD.	The .csm Actual Container Ship Date field must be populated with a valid numeric value formatted as YYYYMMDD.	.csm
0724	The .csm Actual Pick Up Date field must be populated with a valid numeric value formatted as YYYYMMDD.	The .csm Actual Pick Up Date field must be populated with a valid numeric value formatted as YYYYMMDD.	.csm
0726	The .csm Scheduled Pick Up Date field must be populated with a valid numeric value formatted as YYYYMMDD.	The .csm Scheduled Pick Up Date field must be populated with a valid numeric value formatted as YYYYMMDD.	.csm
0727	The .csm Container Acceptance Date field must be populated with a valid numeric value formatted as YYYYMMDD.	The .csm Container Acceptance Date field must be populated with a valid numeric value formatted as YYYYMMDD.	.csm
0728	The .csm Scheduled In-Home Date field must be populated with a valid numeric value formatted as YYYYMMDD.	The .csm Scheduled In-Home Date field must be populated with a valid numeric value formatted as YYYYMMDD.	.csm
0729	The .csm Scheduled Induction Date field must be populated with a valid numeric value formatted as YYYYMMDD.	The .csm Scheduled Induction Date field must be populated with a valid numeric value formatted as YYYYMMDD.	.csm
0730	The .csm Internal Date field must be populated with a valid numeric value formatted as YYYYMMDD	Populate the .csm Internal Date field with a valid numeric value formatted as YYYYMMDD.	.csm
0732	The .csm Actual Container Ship Time field must be populated with an alphanumeric value formatted as HH:MM	Populate the .csm Actual Container Ship Time field with an alphanumeric value formatted as HH:MM.	.csm

<b>Error Number</b>	<b>Mail.dat client Error Message</b>	<b>Action</b>	<b>Error Location</b>
0733	The .csm Scheduled Pick Up Time field must be populated with an alphanumeric value formatted as HH:MM.	Populate the .csm Scheduled Pick Up Time field with an alphanumeric value formatted as HH:MM.	.csm
0734	The value provided For The .csm Container Type field was {}; it must contain P = Pallet, S = Sack (general), O = 1' Tray, T = 2' Tray, E = EMM Tray, F = Flat Tub, B = Bedload, W = Walled Unit, Z = User Pallet, U = Unit Load Device, L = Logical Tray (MLOCR), M = Logical Pallet (MLOCR), H = EIRS 61 – Hamper, Large Canvas, A = EIRS 61P – Hamper, Large Plastic, G = EIRS 66 – General Purpose Mail Container w/Gate, D = EIRS 68 – Eastern Region Mail Container w/Web Door, R = EIRS 84 – Wire Container Rigid, C = EIRS 84C – Collapsible Wire Container, V = Sack (Virtual), 1 = #1 Sack, 2 = #2 Sack, 3 = #3 Sack, 4 = 01V Sack, or 5 = 03V Sack, or CT = Carton.	Populate the .csm Container Type field with P, S, O, T, E, F, B, W, Z, U, L, M, H, A, G, D, R, C, V, 1, 2, 3, 4, or 5.	.csm
0739	The value provided For The .csm Included in Other Documentation field was {}; it must contain O = Original Container or L = Linked or new container.	Populate the .csm Included In Other Documentation field with O or L.	.csm
0740	The value provided For The .csm Machinable Mail Piece field was {}; it must contain Y = Letters - Machinable, no surcharge, Container Label gets 'MACH', N = Letters -Manual, Non-Mach Surcharge and Cont Label gets MAN', U = Unaffected Container, or A = Letters - No Surcharge; Tray Label says 'MAN' (Simplified Mail)	Populate the .csm Machinable Mail Piece field with Y, N, U, or A.	.csm
0741	The value provided For The .csm Tray Preparation field was {}; it must contain P = Package, L = Loose, N = Not Applicable or S = Separator.	Populate the .csm Tray Preparation Type field with P, L, N, or S.	.csm
0742	The Protected Container Status field contains an invalid value; it must contain P or N.		.csm
0743	The Container Presort Content field contains an invalid value; it must contain A, B, C, D, E, F, or G.		.csm
0744	The Geographic Scheme Level field contains an invalid value; it must contain A, B, or C.		.csm
0746	The value provided For The .csm Container Gross Weight - Source field was {}; it must contain A = Actual or E = Estimated (when populated). The value provided was {}.	Populate the .csm Container Gross Weight - Source field with A or E when populated.	.csm
0747	The value provided For The .csm Container Height - Source field was {}; it must contain A = Actual or E = Estimated (when populated).	Populate the .csm Container Height - Source field with A or E when populated.	.csm

<b>Error Number</b>	<b>Mail.dat client Error Message</b>	<b>Action</b>	<b>Error Location</b>
0748	The value provided For The .csm USPS Pick Up field was {}; it must contain Y = Yes or N = No.	Populate the .csm USPS Pick Up field with Y or N.	.csm
0749	The value provided For The .csm Special Condition On Limit field was {}; it must contain OV = overflow (multi containers to same level & destination), UF = under-filled (multi containers to same level & destination), SM = below minimum established by rule, SN = below normal minimum, as with an origin container, or OM = over maximum (when populated).	Populate the .csm Special Condition On Limit field with OV, UF, SM, SN, or OM when populated.	.csm
0751	The value provided For The .csm Label: Container Label Type field was {}; it must contain 1 = Tray, 2 = Sack, 3 = Pallet, or 4 = Other (when populated).	Populate the .csm Label: Container Label Type field with 1, 2, 3, or 4 when populated.	.csm
0752	The value provided For The .csm Container Contains Overflow Indicator field was {}; it must contain Y = Yes or N = No (when populated).	Populate the .csm Container Overflow Indicator field with Y or N when populated.	.csm
0753	The value provided For The .csm CSM Record Status field was {}; it must contain O = Original, D = Delete, I = Insert, or U = Update.	Populate the .csm CSM Record Status field with O = Original, D = Delete, I = Insert, or U = Update.	.csm
0754	The value provided For The .csm Closing Character field was {}; it must contain #.	Populate the .csm Closing Character field with #.	.csm
0755	The value provided For The .csm Container Level was {} when the .mpu Mail Piece Unit - Class field is populated with 2 = Periodicals and the .cqt Periodical: Not County/In County field is populated with N = Not County; it must contain A =CR-Direct, B = Mixed CR in 5 Digit, C = Mixed CR in 3 Digit, D =CR - 5D Scheme, E =FSS Sort Plan, F = FSS Facility, G = 5 Digit (Auto/Presort), H = 5 Digit (Merged), I = 5 Digit (Presort Only), J = 5 Digit (Barcode only), K = Metro Scheme, M = 5D Scheme (Presort), N = 5D Scheme (Auto, Presort), P = 5D Scheme (Barcode), 5D Scheme (Merged), 3 Digit (Auto, Presort), S = 3 Digit (Barcode), T = 3 Digit (Presort), U = 3 Digit (CR, Auto, Presort), V = 3 Digit Scheme, X = SCF, Y = Protected SCF, Z =ADC, AA = AADC, AB = Mixed ADC, AC = Mixed AADC, AJ = Single Piece, AD = ASF, AE = NDC, AF = Protected NDC, AG = Mixed NDC, AH = Origin MxADC, AI = Protected ADC, or AJ = Single Piece .	Populate the .csm Container Level field with A, B, C, D, E, F, G, H, I, J, K, M, N, P, Q, R, S, T, U, V, X, Y, Z, AA, AB, AC, AJ, AD, AE, AF, AG, AH, AI, or AJ when the Mail Piece Unit - Class field is populated with 2 and the .cqt Periodical: Not County/In County field is populated with N.	.csm



<b>Error Number</b>	<b>Mail.dat client Error Message</b>	<b>Action</b>	<b>Error Location</b>
0757	The .csm Job ID, Segment ID, Container ID, Sibling Container Indicator, Sibling Container Reference ID, Container Type, and CSM Record Status fields must be populated when the .seg Sibling Container Mailing field is populated with Y = Yes. The value provided was {}..	Populate the .csm Job ID, Segment ID, Container ID, Sibling Container Indicator, Sibling Container Reference ID, Container Type, CSM Record Status when the .seg Sibling Container Mailing field is populated with Y.	.csm
0758	The following .csm fields must be populated when the .csm Sibling Container Indicator field is populated with Y=Yes: .Job ID, Segment ID, Container ID, Sibling Container Indicator, Sibling Container Reference ID, and for full-service option Label: IM Container or IM Tray Barcode. The value provided was {}	Populate the .csm Job ID, Segment ID, Container ID, Sibling Container Indicator, Sibling Container Reference ID, Label: IM Container or IM Tray Barcode when the .csm Sibling Container Indicator field is populated with Y.	.csm Multiple fields
0764	There can be no characters after the .csm Closing Character field.	Remove all characters after the .csm Closing Character field.	.csm
0775	Job ID is a required field in the .mcr file.	Populate the .mcr Job ID field.	.mcr
0776	Segment ID is a required field in the .mcr file.	Populate the .mcr Segment ID field	.mcr
0777	Mail Piece Unit ID is a required field in the .mcr file.	Populate the .mcr Mail Piece Unit ID field.	.mcr
0778	Component ID is a required field in the .mcr file.	Populate the .mcr Component ID field.	.mcr
0779	Primary MPA ID is a required field in the .mcr file.	Populate the .mcr Primary MPA ID field.	.mcr
0780	MAR Record Status is a required field in the .mcr file.	Populate the .mcr Record Status field.	.mcr
0781	Closing Character is a required field in the .mcr file.	Populate the .mcr Closing Character field.	.mcr
0782	The .mcr Job ID field must be populated with an alphanumeric value..	Populate the .mcr Job ID field with an alphanumeric value.	.mcr
0783	The .mcr Segment ID field must be populated with an alphanumeric value..	Populate the .mcr Segment ID field with an alphanumeric value.	.mcr
0784	The .mcr Mail Piece Unit ID field must be populated with an alphanumeric value. (when populated).	Populate the .mcr Mail Piece Unit ID field with an alphanumeric value when populated.	.mcr
0785	The .mcr Component ID field must be populated with an alphanumeric value. (when populated).	Populate the .mcr Component ID field with an alphanumeric value when populated.	.mcr



<b>Error Number</b>	<b>Mail.dat client Error Message</b>	<b>Action</b>	<b>Error Location</b>
0786	The .mcr Primary MPA ID field must be populated with an alphanumeric value. (when populated).	Populate the .mcr Primary MPA ID field with an alphanumeric value when populated.	.mcr
0787	The .mcr Additional Postage MPA ID field must be populated with an alphanumeric value. (when populated).	Populate the .mcr Additional Postage MPA ID field with an alphanumeric value when populated.	.mcr
0788	The .mcr Host Statement Component ID field must be populated with an alphanumeric value. (when populated).	Populate the .mcr Host Statement Component ID field with an alphanumeric value when populated.	.mcr
0789	The .mcr Postage Adjustment MPA ID field must be populated with an alphanumeric value. (when populated).	Populate the .mcr Postage Adjustment MPA ID field with an alphanumeric value when populated.	.mcr
0790	The .mcr Reserve field must be populated with an alphanumeric value. (when populated).	Populate the .mcr Reserve field with an alphanumeric value when populated.	.mcr
0791	The .mcr Host Indicator of Ad Computation field value provided was {}; it must contain Y = Yes or N = No.	Populate the .mcr Host Indicator of Ad Computation field with Y or N.	.mcr
0792	The .mcr MCR Record Status field value provided was {}; it must contain O = Original, D = Delete or U = Update.	Populate the .mcr Record Status field with O, D, or U.	.mcr
0793	The .mcr Closing Character field provided was {}; it must contain a #.	Populate the .mcr Closing Character field with #.	.mcr
0807	Job ID is a required field in the .mpu file.	Populate the .mpu Job ID field.	.mpu
0808	Segment ID is a required field in the .mpu file.	Populate the .mpu Segment ID field.	.mpu
0809	Mail Piece Unit ID is a required field in the .mpu file.	Populate the .mpu Mail Piece Unit ID field.	.mpu
0810	Mail Piece Unit Name is a required field in the .mpu file.	Populate the .mpu Mail Piece Unit Name field.	.mpu
0811	Required Field Missing: Mail Piece Unit – Weight is a required field in the .mpu file.		.mpu
0812	MPU - Weight: Source is a required field in the .mpu file.	Populate the .mpu MPU - Weight: Source field.	.mpu
0813	MPU - Weight: Status is a required field in the .mpu file.	Populate the .mpu MPU - Weight: Status field.	.mpu
0814	Country is a required field in the .mpu file.	Populate the .mpu Country field.	.mpu
0817	MPU Surcharge is a required field in the .mpu file.	Populate the .mpu Surcharge field.	.mpu
0818	Co-Palletization Code is a required field in the .mpu file.	Populate the .mpu Co-Palletization Code field.	.mpu

<b>Error Number</b>	<b>Mail.dat client Error Message</b>	<b>Action</b>	<b>Error Location</b>
0819	MPU Record Status is a required field in the .mpu file.	Populate the .mpu MPU Record Status field.	.mpu
0820	Closing Character is a required field in the .mpu file.	Populate the .mpu Closing Character field.	.mpu
0821	The .mpu Job ID field must be populated with an alphanumeric value.	Populate the .mpu Job ID field with an alphanumeric value.	.mpu
0822	The .mpu Segment ID field must be populated with an alphanumeric value.	Populate the .mpu Segment ID field with an alphanumeric value.	.mpu
0823	The .mpu Mail Piece Unit ID field must be populated with an alphanumeric value.	Populate the .mpu Mail Piece Unit ID field with an alphanumeric value.	.mpu
0824	The .mpu Mail Piece Unit Name field must be populated with an alphanumeric value.	Populate the .mpu Mail Piece Unit Name field with an alphanumeric value.	.mpu
0825	The .mpu Mail Piece Unit Description field must be populated with an alphanumeric value.	Populate the .mpu Mail Piece Unit Description field with an alphanumeric value.	.mpu
0826	The .mpu Co-Palletization Code field must be populated with an alphanumeric value.	Populate the .mpu Co-Palletization Code field with an alphanumeric value.	.mpu
0828	Alphanumeric Data Type Error: Prose XML Edition Code must be an alphanumeric value in the .mpu file.		.mpu
0829	The .mpu Reserve field must be populated with an alphanumeric value.	Populate the .mpu Reserve field with an alphanumeric value.	.mpu
0830	The .mpu Mail Piece Unit - Weight field must be populated with a numeric value.	Populate the .mpu Mail Piece Unit - Weight field with a numeric value.	.mpu
0831	The .mpu Mail Piece Unit - Length field must be populated with a numeric value.	Populate the .mpu Mail Piece Unit - Length field with a numeric value.	.mpu
0832	The .mpu Mail Piece Unit - Width field must be populated with a numeric value.	Populate the .mpu Mail Piece Unit - Width field with a numeric value.	.mpu
0833	The .mpu Mail Piece Unit - Thickness field must be populated with a numeric value.	Populate the .mpu Mail Piece Unit - Thickness field with a numeric value.	.mpu
0834	Numeric Data Type Error: Mail Piece Unit – Periodical Ad % must be a numeric value in the .mpu file.		.mpu
0835	The .mpu Confirm Subscriber ID field must be populated with a numeric value.	Populate the .mpu Confirm Subscriber ID field with a numeric value.	.mpu

<b>Error Number</b>	<b>Mail.dat client Error Message</b>	<b>Action</b>	<b>Error Location</b>
0836	The .mpu Pre-Denominated Amount field must be populated with a numeric value	Populate the .mpu Pre-Denominated Amount field with a numeric value.	.mpu
0839	The .mpu MPU - Weight Source field value provided was {}; it must contain A = Agent (real-time), C = Calculated (formula) P = Postal (clerk), L = Logical (implied from rate)	Populate the .mpu MPU - Weight Source field with A, C, P, or L.	.mpu
0840	The .mpu MPU - Weight Status field value provided was {}; it must contain N, P, F, or M. N = None Given, P = Pending, F = Final, M = Man Wt (function of Rate, not actual)	Populate the .mpu MPU - Weight Status field with N, P, F, or M.	.mpu
0841	For .mpu File Processing, the .mpu MPU Periodical Ad % Status field contains an invalid value; it must contain N, P, or F.		.mpu
0842	The .mpu Mail Piece Unit - Class field value provided was {}; it must contain 1, 2, 3, 4, or 5. 1 = First Class 2 = Periodicals 3 = Std Mail 4 = Pkg Services 5 = Per Pending.	Populate the .mpu Mail Piece Unit - Class field with 1, 2, 3, 4, or 5.	.mpu
0843	The .mpu Mail Piece Unit - Rate Type field value provided was {}; it must contain R, N, S, C, B, L, F, W, V, or Y. R = Regular (US/MEX/CAN) N = Nonprofit S = Science of Agriculture C = Classroom B = Bound Printed Matter L = Library W = Science of Agriculture Limited Circulation V = FCM Election Mail Y = Regular Limited Circulation	Populate the .mpu Mail Piece Unit Rate field with R, N, S, C, B, L, F, W, V, or Y.	.mpu
0843	Updated error message for Mail.dat version 12-1 files: The .mpu Mail Piece Unit - Rate Type field value provided was {}; it must contain R, N, S, C, B, L, F, W, V, or Y. R = Regular (US/MEX/CAN) N = Nonprofit S = Science of Agriculture C = Classroom B = Bound Printed Matter L = Library W = Science of Agriculture Limited Circulation V = FCM Election Mail Y = Regular Limited Circulation		.mpu
0844	The .mpu Rate Schedule field value provided was {}; it must contain P = Commercial Plus or R = Retail when population.	Populate the .mpu Rate Schedule field with P = Commercial Plus or R = Retail when populated.	.mpu

<b>Error Number</b>	<b>Mail.dat client Error Message</b>	<b>Action</b>	<b>Error Location</b>
0846	The .mpu MPU Surcharge field value provided was {}; it must contain N, O, P, Q, R, S, D, 1, or 2. N = Not Oversized O = Single PC Non-Std Surcharge P = Balloon Surcharge Q = Residual Shape Surcharge R = Non-Mach Surcharge S = Presort Non-Std Surcharge D = Dim Weight 1 = Parcel > 84' < 108' 2 = Parcel > 108' < 130'	Populate the .mpu MPU Surcharge field with N, O, P, Q, R, S, D, 1, or 2.	.mpu
0847	The .mpu Sibling Container Mailing field value provided was {}; it must contain Y or Blank. Y = Yes, Blank = Other	The .mpu Sibling Container Mailing field value provided was {}; it must contain Y or Blank. Y = Yes, Blank = Other	.mpu
0848	The .mpu Postage Affixed Type field value provided was {}; it must contain S or M. S = Stamp M = Meter	Populate the .mpu Postage Affixed Type field with S or M.	.mpu
0849	The .mpu Bulk Insurance field value provided was {}; it must contain Y, N, or O. Y = Yes, N = No, O = Other	Populate the .mpu Bulk Insurance field with Y, N, or O.	.mpu
0850	The .mpu MPU Record Status field value provided was {}; it must contain O = Original, D = Delete, I = Insert, U = Update.	Populate the .mpu MPU Record Status field with O = Original, D = Delete, I = Insert, or U = Update.	.mpu
0851	The .mpu Closing Character field value provided was {}; it must contain #.	Populate the .mpu Closing Character field with #.	.mpu
0853	For .mpu File Processing, the .mpu MPU Periodical Ad% Status is P or F so .mpu MPU Periodical Ad % must be <= 100.		.mpu
0855	The .mpu Flat Machinability value provided was {}; it must contain Y, U, or N when .mpu Mail Piece Unit - Class field is populated with 2 or 5 and .mpu Mail Piece Unit - Processing Category is populated with FL = Flats. Y = Machinable on ASFM 100 U = Machinable on USFM 1000 N = Not Machinable 2 = Periodicals 5 = Per Pending	Populate the .mpu Flat Machinability field with Y, U, or N, when the .mpu Mail Piece Unit - Class field is populated with 2 or 5 and the .mpu Mail Piece Unit - Processing Category field is populated with FL = Flats.	.mpu Multiple fields
0856	The .mpu Mail Piece Unit - Processing Category field value provided was {}; it must contain LT = Letter, CD = Cards, FL = Flats, PF, Parcel, First Class, MP = Machinable Parcel, IR = Irregular Parcel, or NP = Non Machinable Parcels when .mpu Mail Piece Unit - Class field is populated with 1. 1 = First Class	Populate the .mpu Mail Piece Unit - Processing Category field with LT = Letter, CD = Cards, FL = Flats, PF, Parcel, First Class, MP = Machinable Parcel, IR = Irregular Parcel, or NP = Non Machinable Parcels when .mpu Mail Piece Unit - Class field is populated with 1.	.mpu Multiple fields

<b>Error Number</b>	<b>Mail.dat client Error Message</b>	<b>Action</b>	<b>Error Location</b>
0857	The .mpu Mail Piece Unit - Rate Type field value provided was {}; it must contain R or V when the .mpu Mail Piece Unit - Class field is populated 1. R = Regular (US/MEX/CAN) V = FCM Election Mail 1 = First Class	Populate the .mpu Mail Piece Unit - Rate Type field with R or V when the .mpu Mail Piece Unit - Class field is populated 1.	.mpu Multiple fields
0857	Updated error message for Mail.dat version 12-1 files The .mpu Mail Piece Unit - Rate Type field value provided was {}; it must contain R or V when the .mpu Mail Piece Unit - Class field is populated 1. R = Regular (US/MEX/CAN) V = FCM Election Mail 1 = First Class	Populate the .mpu Mail Piece Unit - Rate Type field with R or V when the .mpu Mail Piece Unit - Class field is populated 1.	.mpu Multiple fields
0858	The .mpu Mail Piece Unit - Processing Category field value provided was {}; it must contain LT = Letter, FL = Flats, IR = Irregular Parcel, MP = Machinable Parcel, or NP = Non Machinable Parcels when the .mpu Mail Piece Unit - Class field is populated with 2. 2 = Periodicals	Populate the .mpu Mail Piece Unit - Processing Category field with LT = Letter, FL = Flats, IR = Irregular Parcel, MP = Machinable Parcel, or NP = Non Machinable Parcels when the .mpu Mail Piece Unit - Class field is populated with 2.	.mpu Multiple fields
0859	The .mpu Mail Piece Unit - Rate Type field value provided was {}; it must contain R, N, S, C, W, or Y when the .mpu Mail Piece Unit - Class field is populated with 2. R = Regular (US/MEX/CAN) N = Nonprofit S = Science of Agriculture C = Classroom W = Science of Agriculture Limited Circulation Y = Regular Limited Circulation 2 = Periodicals	Populate the .mpu Mail Piece Unit - Rate Type field with R, N, S, C, W, or Y when the .mpu Mail Piece Unit - Class field is populated with 2	.mpu Multiple fields
0860	The .mpu Mail Piece Unit - Processing Category field value provided was {}; it must contain LT = Letter, FL = Flats, MP = Machinable Parcel, IR = Irregular Parcel, NP = Non Machinable Parcels, or CM = Custom Mail when the .mpu Mail Piece Unit - Class field is populated with 3. 3 = Std Mail	Populate the .mpu Mail Piece Unit - Processing Category field with LT = Letter, FL = Flats, MP = Machinable Parcel, IR = Irregular Parcel, NP = Non Machinable Parcels, or CM = Custom Mail when the .mpu Mail Piece Unit - Class field is populated with 3.	.mpu Multiple fields
0861	The .mpu Mail Piece Unit - Rate Type field contains an invalid value; it must contain R or N when the .mpu Mail Piece Unit - Class field is populated with 3. R = Regular (US/MEX/CAN) N = Nonprofit 3 = Std Mail	Populate the .mpu Mail Piece Unit Rate Type field with R or N when the .mpu Mail Piece Unit - Class field is populated with 3.	.mpu Multiple fields

<b>Error Number</b>	<b>Mail.dat client Error Message</b>	<b>Action</b>	<b>Error Location</b>
0862	The .mpu Mail Piece Unit - Processing Category field value provided was {}; it must contain FL, MP, IR, or NP when the .mpu Mail Piece Unit - Class field is populated with 4. FL = Flats, MP = Machinable Parcel, IR = Irregular Parcel, NP = Non Machinable Parcels 4 = Pkg Services	Populate the .mpu Mail Piece Unit - Processing Category field with FL = Flats, MP, IR, or NP when the .mpu Mail Piece Unit - Class field is populated with 4.	.mpu Multiple fields
0863	The .mpu Mail Piece Unit - Rate Type field value provided was {}; it must contain B, L, or F when the .mpu Mail Piece Unit - Class field is populated with 4. B = Bound Printed Matter L = Library F = Media 4 = Pkg Services	Populate the .mpu Mail Piece Unit Rate Type field with B, L, or F when the .mpu Mail Piece Unit - Class field is populated with 4.	.mpu
0864	The .mpu Mail Piece Unit - Processing Category field value provided was {}; it must contain LT = Letter, FL = Flats, IR = Irregular Parcel, MP = Machinable Parcel, or NP = Non Machinable Parcels when the .mpu Mail Piece Unit - Class field is populated with 5. 5 = Per Pending	Populate the .mpu Mail Piece Unit - Processing Category field LT = Letter, FL = Flats, IR = Irregular Parcel, MP = Machinable Parcel, or NP = Non Machinable Parcels when the .mpu Mail Piece Unit - Class field is populated with 5.	.mpu Multiple fields
0865	The .mpu Mail Piece Unit - Rate Type field value provided was {}; it must contain R, N, S, C, W, or Y when the .mpu Mail Piece Unit - Class field is populated with 5. R = Regular (US/MEX/CAN) N = Nonprofit S = Science of Agriculture C = Classroom W = Science of Agriculture Limited Circulation Y = Regular Limited Circulation 5 = Per Pending	Populate the .mpu Mail Piece Unit Rate Type field with R, N, S, C, W, or Y when the .mpu Mail Piece Unit - Class field is populated with 5.	.mpu Multiple fields
0870	The there can be no characters after the .mpu Closing Character field.	Remove all characters after the .mpu Closing Character field.	.mpu
0871	There is a missing .mpu record for the .seg file when the .hdr Presentation Category field is populated with P or M. P = Conventional Presort; M = MLOCR. The value provided was {}	Populate an .mpu record for the .seg file when the .hdr Presentation Category field is populated with P or M.	Multiple files
0873	There is a missing .mpu record matching .cqt Mail Piece Unit ID field.	Populate an .mpu record matching the .cwt Mail Piece Unit ID field.	Multiple files
0879	The .oci Original Job ID field must be populated with an alphanumeric value.	Populate the .oci Original Job ID field with an alphanumeric value.	.oci
0880	The .oci Original Segment ID field must be populated with an alphanumeric value.	Populate the .oci Original Segment ID field with an alphanumeric value	.oci
0881	The .oci Original Display Container ID field must be populated with an alphanumeric value.	Populate the .oci Original Display Container ID field with an alphanumeric value.	.oci

<b>Error Number</b>	<b>Mail.dat client Error Message</b>	<b>Action</b>	<b>Error Location</b>
0882	The .oci Original Label: IM Container or IM Tray Barcode field must be populated with an alphanumeric value.	Populate the .oci Original Label: IM Container or IM Tray Barcode field with an alphanumeric value.	.oci
0883	The .oci Original Mail.XML Mailing Group ID field must be populated with an alphanumeric value.	Populate the .oci Original Mail.XML Mailing Group ID field with an alphanumeric value	.oci
0884	The .oci Original Mail.XML Customer Group ID field must be populated with an alphanumeric value.	Populate the .oci Original Mail.XML Customer Group ID field with an alphanumeric value.	.oci
0885	The .oci Reserve field must be populated with an alphanumeric value.	Populate the .oci Reserve field with an alphanumeric value.	.oci
0886	The .oci Job ID field must be populated with an alphanumeric value.	Populate the .oci Job ID field with an alphanumeric value.	.oci
0887	The .oci Container ID field must be populated with a numeric value.	Populate the .oci Container ID field with a numeric value.	.oci
0888	The .oci Original Container ID field must be populated with a numeric value.	Populate the .oci Original Container ID field with a numeric value.	.oci
0889	The .oci Original Mail.XML Container ID field must be populated with a numeric value.	Populate the .oci Original Mail.XML Container ID field with a numeric value.	.oci
0890	The value provided for The .oci OCI Record Status field was {}; it must contain O = Original, D = Delete, I = Insert, or U = Update.	Populate the .oci Record Status field with O = Original, D = Delete, I = Insert, or U = Update.	.oci
0891	The value provided for The .oci Closing Character field was {}; it must contain #.	Populate the .oci Closing Character field with #.	.oci
0895	Each .oci record must have a unique combination of Original Job ID, Original User License Code, and Original Container ID.	Populate each record in the .oci file with a unique combination of Original Job ID, Original User License Code, and Original Container ID.	.oci
0898	The value provided for the .cpt Periodical Ad % Treatment field was {}; it must contain B, N, S B = Ad % not counted, CPT weight added to base piece, N = Not applicable , S = Carries own Ad Percentage or blank.	Populate the .cpt Periodical Ad% Treatment field with B, N, S or leave blank.	.cpt
0900	The value provide for The .cqt Periodicals: Not County/In County field was {}; it must contain I = In-County or N = Not County	Populate the .cqt Periodicals: Not County/In County field with I or N.	.cqt



<b>Error Number</b>	<b>Mail.dat client Error Message</b>	<b>Action</b>	<b>Error Location</b>
0901	The value provided for The .cqt Periodicals: Sub / Non-Sub / Requestor Indicator field was {}; it must contain S = Sub N = Non R = Requester or O = Other	Populate the .cqt Periodicals: Sub / Non-Sub / Requestor Indicator field with S, N, R, or O.	.cqt
0902	The .cqt Periodicals Co-Palletization Discount Indicator field was {}; it must contain. 'Y' = Yes; 'N' = No	Populate the .cwt Periodicals Co-Palletization Discount Indicator field with Y or N.	.cqt
0911	The .pqt Package Level field value provided was {}; it must be populated with A = Firm when the .cqt Rate Category field is populated FB = Firm Bundle.	Populate the .pqt Package Level field with A when the .cqt Rate Category field is populated with FB.	.pqt, .cqt
0918	The Job ID is a required field in the .pqt file.	Populate the .pqt Job ID field.	.pqt
0919	The CQT Database ID is a required field in the .pqt file	Populate the .pqt CQT Database ID field.	.pqt
0920	The Package ID is a required field in the .pqt file.	Populate the .pqt Package ID field.	.pqt
0921	The Package Zip Code is a required field in the .pqt file.	Populate the .pqt Package Zip Code field.	.pqt
0922	The Number of Copies is a required field in the .pqt file	Populate the .pqt Number of Copies field.	.pqt
0923	The Number of Pieces is a required field in the .pqt file.	Populate the .pqt Number of Pieces field.	.pqt
0924	The PQT Record Status is a required field in the .pqt file.	Populate the .pqt PQT Record Status field.	.pqt
0925	The Package Level is a required field in the .pqt file.	Populate the .pqt Package Level field.	.pqt
0926	The Closing Character is a required field in the .pqt file.	Populate the .pqt Closing Character field.	.pqt
0927	The .pqt Job ID field must be populated with an alphanumeric value.	Populate the .pqt Job ID field with an alphanumeric value.	.pqt
0928	The .pqt Package ID field must be populated with an alphanumeric value.	Populate the .pqt Package ID field with an alphanumeric value.	.pqt
0929	The .pqt Package Zip Code field must be populated with an alphanumeric value.	Populate the .pqt Package Zip Code field with an alphanumeric value.	.pqt
0930	The .pqt Package Barcode field must be populated with an alphanumeric value (when populated).	Populate the .pqt Package Barcode field with an alphanumeric value when populated.	.pqt
0931	The .pqt Reserve field must be populated with an alphanumeric value (when populated).	Populate the .pqt Reserve field with an alphanumeric value when populated.	.pqt



<b>Error Number</b>	<b>Mail.dat client Error Message</b>	<b>Action</b>	<b>Error Location</b>
0932	The .pqt Package Carrier Route field must be populated with an alphanumeric value (when populated).	Populate the .pqt Package Carrier Route field with an alphanumeric value when populated.	.pqt
0933	The .pqt CQT Database ID field must be populated with a numeric value.	Populate the .pqt CQT Database ID field with a numeric value.	.pqt
0934	The .pqt Number of Copies field must be populated with a numeric value.	Populate the .pqt Number of Copies field with a numeric value.	.pqt
0935	The .pqt Number of Pieces field must be populated with a numeric value.	Populate the .pqt Number of Pieces field with a numeric value.	.pqt
0936	The .pqt Bundle Charge Allocation field must be populated with a numeric value (when populated).	Populate the .pqt Bundle Charge Allocation field with a numeric value when populated.	.pqt
0937	The .pqt Package Status field value provided was {}; it must contain C = Canceled or Blank = Not Cancelled.	Populate the .pqt Package Status field with C or leave blank.	.pqt
0938	The .pqt PQT Record Status field value provided was {}; it must contain O = Original, D = Delete, I = Insert or U = Update	Populate the .pqt PQT Record Status field with O = Original, D = Delete, I = Insert, or U = Update.	.pqt
0939	The .pqt Package Carrier Route field value provided was {}; it must begin with C, R, H, B, or G (Valid Carrier Route Prefix) followed by 3 numbers with no illegal meta characters.	Populate the .pqt Package Carrier Route field with a value that begins with C, R, H, B, or G followed by a 3 numbers with no illegal meta characters.	.pqt
0940	The .pqt Closing Character field value provided was {}; it must contain # sign.	Populate the .pqt Closing Character field with #.	.pqt
0944	Each .pqt record must have a unique combination of Job ID, CQT Database ID, and Package ID.	Populate each .pqt record with a unique combination of the following fields: Job ID, CQT Database ID, and Package ID	.pqt Multiple fields
0945	There must be no characters after the Closing Character.	Remove all characters after the .pqt Closing Character field.	.pqt
0952	Job ID is a required field in the .seg file.	Populate .seg Job ID field.	.seg
0953	Segment ID is a required field in the .seg file.	Populate .seg Segment ID field.	.seg
0954	Segment Description is a required field in the .seg file.	Populate .seg Segment Description field.	.seg
0955	Logical/Physical Container Indicator is a required field in the .seg file	Populate .seg Logical/Physical Container Indicator field.	.seg

<b>Error Number</b>	<b>Mail.dat client Error Message</b>	<b>Action</b>	<b>Error Location</b>
0956	Log/Phy Package Indicator is a required field in the .seg file.	Populate .seg Log/Phy Package Indicator field.	.seg
0957	LOT Database Date is a required field in the .seg file.	Populate .seg LOT Database Date field.	.seg
0958	Verification Facility Name is a required field in the .seg file.	Populated .seg Verification Facility Name field.	.seg
0959	Verification Facility ZIP+4 is a required field in the .seg file.	Populate .seg Verification Facility ZIP+4 field.	.seg
0960	Automation Coding Date is a required field in the .seg file.	Populate .seg Automation Coding Date field.	.seg
0961	Carrier Route Coding Date is a required field in the .seg file.	Carrier Route Coding Date is a required field in the .seg file.	.seg
0962	Carrier Route Sequencing Date is a required field in the .seg file.	Carrier Route Sequencing Date is a required field in the .seg file.	.seg
0963	Required Field Missing: Mailing Facility ID is a required field in the .seg file.		.seg
0964	SEG Record Status is a required field in the .seg file.	Populate .seg SEG Record Status field.	.seg
0965	Closing Character is a required field in the .seg file	Populate .seg Closing Character field.	.seg
0966	The .seg Segment ID field must be populated with an alphanumeric value.	Populate .seg Segment ID field with alphanumeric value.	.seg
0967	The .seg Segment Description field must be populated with an alphanumeric value.	Populate .seg Segment Description field with alphanumeric value	.seg
0968	The .seg Production Set-up Code field must be populated with an alphanumeric value.	Populate .seg Production Set-up Code field with alphanumeric value.	.seg
0969	The .seg Verification Facility Name field must be populated with an alphanumeric value.	Populate .seg Verification Facility Name field with alphanumeric value.	.seg
0970	The .seg Static Planet Code field must be populated with an alphanumeric value.	Populate .seg Static Planet Code field with alphanumeric value.	.seg
0971	The .seg EMD Mailing - Generic Package Barcode field must be populated with an alphanumeric value.	Populate .seg EMD Mailing - Generic Package Barcode field with alphanumeric value.	.seg
0972	Alphanumeric Data Type Error: Mailing Facility ID must be an alphanumeric value in the .seg file.		.seg
0973	The .seg MPA ID for Container and Bundle Charge Method field must be populated with an alphanumeric value.	Populate .seg MPA ID for Container and Bundle Charge Method field with alphanumeric value.	.seg

<b>Error Number</b>	<b>Mail.dat client Error Message</b>	<b>Action</b>	<b>Error Location</b>
0974	Alphanumeric Data Type Error: CSA Agreement ID must be an alphanumeric value in the .seg file.		.seg
0975	The .seg User Option Field must be populated with an alphanumeric value.	Populate .seg User Option field with alphanumeric value.	.seg
0976	The .seg Reserve field must be populated with an alphanumeric value.	Populate .seg Reserve field with alphanumeric value.	.seg
0977	The .seg Verification Facility ZIP+4 field must be populated with a numeric value	Populate .seg Verification Facility ZIP+4 with a numeric value	.seg
0978	The .seg LOT Database Date field must be populated with a valid numeric value formatted as YYYYMMDD.	Populate .seg LOT Database Date field with a valid numeric value formatted as YYYYMMDD.	.seg
0979	The .seg Automation Coding Date field must be populated with a valid numeric value formatted as YYYYMMDD since automation mail exists.	Populate .seg Automation Coding Date field with a valid numeric value formatted as YYYYMMDD.	.seg
0980	The .seg Carrier Route Coding Date field must be populated with a valid numeric value formatted as YYYYMMDD since carrier route mail exists.	Populate .seg Carrier Route Sequence Date field with a valid numeric value formatted as YYYYMMDD.	.seg
0981	The .seg Carrier Route Sequencing Date field must be populated with a valid numeric value formatted as YYYYMMDD since carrier route walk sequence mail exists.	Populate .seg Carrier Route Sequencing Date field with a valid numeric value formatted as YYYYMMDD.	.seg
0982	The .seg Move Update Date field must be populated with a valid numeric value formatted as YYYYMMDD.	Populate .seg Move Update Date field with a valid numeric value formatted as YYYYMMDD.	.seg
0983	The .seg Requested Presort Verification Completion Date field must be populated with a valid numeric value formatted as YYYYMMDD.	Populate .seg Requested Presort Verification Completion Date field with a valid numeric value formatted as YYYYMMDD.	.seg
0984	The .seg Requested Piece Weight Verification Completion Date field must be populated with a valid numeric value formatted as YYYYMMDD.	Populate .seg Requested Piece Weight Verification Completion Date field with a valid numeric value formatted as YYYYMMDD.	.seg
0985	Date Data Type Error: Zone Matrix Date must be a valid numeric value formatted as YYYYMMDD in the .seg file.		.seg

<b>Error Number</b>	<b>Mail.dat client Error Message</b>	<b>Action</b>	<b>Error Location</b>
0986	The .seg Principal Processing Category field value provided was {}; it must contain LT = Letter FL = Flat CD = Card CM = Custom Mail NP= Non Machinable Parcels MP = Machinable Parcel IR = Irregular Parcel PF = Parcel.	Populate .seg Principal Processing Category field with LT = Letter, FL = Flat, CD = Card, CM = Custom Mail, NP = Non Machinable Parcels, MP = Machinable Parcel, IR = Irregular Parcel, or PF = Parcel, First Class.	.seg
0987	The .seg Substituted Container Prep field value provided was {}; it must contain S = Sacks or T = Trays .	Populate .seg Substituted Container Prep field with S = Sacks for Trays or T = Trays for Sacks.	.seg
0988	The .seg Periodicals Newspaper Treatment field value provided was {}; it must contain Y =Yes or N=No.	Populate .seg Periodicals Newspaper Treatment field with Y = Yes or N = No.	.seg
0989	The .seg Logical/Physical Container Indicator field value provided was {}; it must contain L =Logical container or P=Physical container.	Populate .seg Logical/Physical Container Indicator field with L = Logical Container or P = Physical Container.	.seg
0990	The .seg Log/Phy Package Indicator field value provided was {}; it must contain L=Logical Package or P= Physical package.	Populate .seg Log/Phy Package Indicator field with L = Logical Package or P = Physical Package.	.seg
0991	The .seg Sibling Container Mailing field value provided was {}; it must contain Y = Yes or Blank = Other.	Populate .seg Sibling Container Mailing field with Y = Yes or leave blank = other.	.seg
0992	The .seg Confirm Indicator field value provided was {}; it must contain S = Static, N = Variable in SNR, P = Variable in PDR R=? or blank	Populate .seg Confirm Indicator field with S, P, N, R, or leave blank.	.seg
0993	The .seg LOT Direction Indicator field value provided was {}; it must contain F = Forward R = Reverse.	Populate .seg LOT Direction Indicator field with F = Forward or R = Reverse.	.seg
0994	The .seg Barcode Verifier Indicator field value provided was {}; it must contain Y=Yes or N=No.	Populate .seg Barcode Verifier Indicator field with Y = Yes or N = No.	.seg
0995	The .seg EMD Barcode Indicator field value provided was {}; it must contain M = Mailing, S = Shipment or P = Package.	Populate .seg EMD Barcode Indicator field with M = Mailing, S = Shipment, or P = Package.	.seg
0996	The .seg PDR Population Status field value provided was {}; it must contain P = Partial or F = Full.	Populate .seg PDR Population Status field with P = Partial or F = Full.	.seg

<b>Error Number</b>	<b>Mail.dat client Error Message</b>	<b>Action</b>	<b>Error Location</b>
0997	The .seg Detached Address Label Indicator field value provided was {}; it must contain Y=Yes or blank=No, Not applicable	Populate .seg Detached Mailing Label Indicator field with Y = Yes or blank = No, Not Applicable.	.seg
0998	The .seg Mailing Agreement Type field value provided was {}; it must contain A = Alternate Mailing System B = Optional Procedure C = Manifest Mailing D = Value Added E = Combined Mail or F = Combined and Value Added	Populate .seg Mailing Agreement Type field with A = Alternate Mailing System, B = Optional Procedure, C = Manifest Mailing, D = Value Added, E = Combined Mail, or F = Combined or Value Added.	.seg
0999	The .seg Container and Bundle Charge Method field value provided was {}; it must contain 0 – no publications in the mailing 1 – Charge all to a 3rd party 2 – Charge all to one of the publications or 3 – proportion by copies to each of the publications	Populate .seg Container and Bundle Charge Method field with 0 = no publications in the mailing, 1 = Charge all to a 3rd party, 2 = Charge all to one of the publications, or 3 = proportion by copies to each of the publications.	.seg
1001	The Seamless Acceptance Indicator field contains an invalid value; it must contain 1, 2 or blank.		.seg
1003	The .seg Full-Service Participation Indicator field value provided was {}; it must contain F = Full Service Option, M = Mixed (Basic and Full Mixed) or blank= None.	Populate .seg Full-Service Participation Indicator field with F = Full Service Option, M = Mixed (Basic and Full Mixed) or blank = none.	.seg
1004	The .seg Standard Mail Sacking Criteria - Basic ECR field value provided was {}; it must contain CO = Count CF = Weight or CB = Both.	Populate .seg Standard Mail Sacking Criteria - Basic ECR field with CO = Count, CF = Weight, or CB = Both.	.seg
1005	The .seg Standard Mail Sacking Criteria - Basic field value provided was {}; it must contain CO = Count CF = Weight or CB = Both	Populate .seg Standard Mail Sacking Criteria - Basic field with CO = Count, CF = Weight, or CB = Both.	.seg
1006	The .seg Standard Mail Sacking Criteria - 3-Digit or 5-Digit field value provided was {}; it must contain CO = Count CF = Weight or CB = Both.	Populate .seg Standard Mail Sacking Criteria - 3-Digit or 5-Digit field with CO = Count, CF = Weight, or CB = Both.	.seg
1007	The .seg Package Service Sacking Criteria - CR field value provided was {}; it must contain PC = Piece Count, TP = Weight or PT = Piece Count & 20 Pounds.	Populate .seg Package Service Sacking Criteria - CR field with PC = Piece Count, TP = Weight, or PT = PC & TP.	.seg

<b>Error Number</b>	<b>Mail.dat client Error Message</b>	<b>Action</b>	<b>Error Location</b>
1008	The .seg Package Service Sacking Criteria - 3-Digit or 5-Digit field value provided was {}; it must contain PC = Piece Count, TP = Weight or PT = Piece Count & 20 Pounds.	Populate .seg Package Service Sacking Criteria - 3-Digit or 5-Digit field with PC = Piece Count, TP = Weight, or PT = PC & TP.	.seg
1009	The .seg Package Service Sacking Criteria - Basic field value provided was {}; it must contain PC = Piece Count, TP = Weight or PT = Piece Count & 20 Pounds.	Populate .seg Package Service Sacking Criteria - Basic field with PC = Piece Count, TP = Weight, or PT = PC & TP.	.seg
1010	The .pdr Move Update Method field value provided was {}; it must contain 0 = None 1 = ACS 2 = NCOALink 3 = FAST Forward 4 = Mailer Move Update Process Certification/Alternative method( 99% rule, legal restraint, 100% newly acquired from addressee) 5 = Ancillary Service Endorsements 6 = Multiple 7 = Simplified/Occupant/Exceptional/Alternative Address Format - No move update method needed for this code or 8 = OneCode ACS™ (when populated).	Populate the .pdr Move Update Method field with 0, 1, 2, 3, 4, 5, 6, 7, or 8 when populated	.pdr
1011	The .seg Presentation Category field value provided was {}; it must contain P=Planned, A=Actual, or blank=?.	Populated .seg Presentation Category field with P, A, or leave blank.	.seg
1012	The .seg Move Update Method field value provided was {}; it must contain 0 = None 1 = ACS 2 = NCOALink 4 = Mailer Move Update Process Certification/Alternative method( 99% rule, legal restraint, 100% newly acquired from addressee) 5 = Ancillary Service Endorsements 6 = Multiple 7 = Simplified/Occupant/Exceptional/Alternative Address Format - No move update method needed for this code 8 = OneCode ACS™(when populated).	Populate .seg Move Update Method field with 0, 1, 2, 4, 5, 6, 7, or 8 when populated.	.seg
1013	The .seg SEG Record Status field contains an invalid value; it must contain . O = Original, D = Delete record, I = Insert record, if not match previous Keys, U = Update with this record, if match to Keys	Populate .seg SEG Record Status field with O = Original, D = Delete, I = Insert, or U = Update.	.seg

<b>Error Number</b>	<b>Mail.dat client Error Message</b>	<b>Action</b>	<b>Error Location</b>
1014	Static Planet Code is a required field in the .seg file when the .seg Confirm Indicator field is populated with S = Static. The value provided was {}	Populate .seg Static Planet Code field.	.seg Multiple fields
1015	The .seg Move Update Date field value provided was {} is required when the .seg Move Update Method field is populated with 1 = ACS 2 = NCOALink 3 = FAST Forward or 5 = Ancillary Service Endorsements or .	Populate .seg Move Update Date field.	.seg Multiple fields
1016	Class Defining Preparation is a required field in the .seg file when Principal Processing Category field is populated.	Populate .seg Class Defining Preparation field.	.seg Multiple fields
1017	Principal Processing Category is a required field in the .seg file when the Class Defining Preparation field is populated.	Populate .seg Principal Processing Category field.	.seg Multiple fields
1019	MPA ID for Container and Bundle Charge Method is a required field in the .seg file when the Container and Bundle Charge Method field is populated with 1 =Charge all to a 3rd party or 2=Charge all to one of the publications. The value provided was {}	Populated .seg MPA ID for Container and Bundle Charge Method field.	.seg Multiple fields
1020	The .seg Closing Character field value provided was {}; it must contain #.	Populated .seg Closing Character field with #.	.seg
1021	The .seg Principal Processing Category field contains an invalid value; it must container LT = Letter, FL = Flat, CD = Card, PF = Parcel, MP = Machinable Parcel, IR = Irregular Parcel or NP = Non Machinable Parcels when the .seg Class Defining Preparation field is populated with 1= First Class.	Populate .seg Principal Processing Category field with LT = Letter FL, CD, PF, MP, IR, or NP when Class Defining Preparation field is 1.	.seg Multiple fields
1022	The .seg Principal Processing Category field value provided was {}; it must contain LT = Letter, FL = Flat, IR = Irregular Parcel, MP = Machinable Parcel, NP = Non Machinable Parcels when the .seg Class Defining Preparation field value provided was {} is populated with 2 = Periodicals.	Populate .seg Principal Processing Category field with LT = Letter, FL = Flats, IR = Irregular Parcel, MP = Machinable Parcel, or NP = Non Machinable Parcels when Class Defining Preparation field is 2.	.seg Multiple fields



<b>Error Number</b>	<b>Mail.dat client Error Message</b>	<b>Action</b>	<b>Error Location</b>
1023	The .seg Principal Processing Category field value provided was {}; it must contain LT = Letter, FL = Flat, MP = Machinable Parcel, IR = Irregular Parcel, NP = Non Machinable Parcels or CM = Custom Mail when the .seg Class Defining Preparation field is populated with 3 = Std Mail. The value provided was {}	Populate .seg Principal Processing Category field with LT = Letter, FL = Flats, MP = Machinable Parcel, IR = Irregular Parcel, NP = Non Machinable Parcels, or CM = Custom Mail when Class Defining Preparation field is 3.	.seg Multiple fields
1024	The .seg Principal Processing Category field value provided was {}; it must container FL = Flat, MP = Machinable Parcel, IR = Irregular Parcel or NP = Non Machinable Parcels when the .seg Class Defining Preparation field is populated with 4 = Pkg Services. The value provided was {}	Populated .seg Principal Processing Category field with FL = Flats, MP, IR, or NP when Class Defining Preparation field 4.	.seg Multiple fields
1030	There can be no characters after the .seg Closing Character.	Remove all characters after the .seg Closing Character field.	.seg
1035	The record with a .csm Container Status of R= Ready to pay, a .mpu Mail Piece Unit - Class of 2= Periodicals, and a .cpt Component - Rate Type of H =Per ride along will be rejected since the .cpt Component - Weight of the ride-along is greater than the maximum allowed single ride-along piece weight. The value provided was {}	Populate the .cpt Component - Weight field with a value that is within the maximum weight allowed for a single ride-along.	.seg Multiple fields
1036	The record with a .csm Container Status of R= Ready to pay, a .mpu Mail Piece Unit - Class of 2= Periodicals, and a .cpt Component - Rate Type of H=Per ride along will be rejected since the .mcr Host Component ID is not specified and a host record is found. The value provided was {}	Populate the .mcr Component ID field when the csm Container Status is R, .mpu Mail Piece Unit - Class is 2, and .cpt Component - Rate Type is H.	.seg Multiple fields
1037	The record with a .csm Container Status of R= Ready to pay, a .mpu Mail Piece Unit - Class of 2= Periodicals, and a .cpt Component - Rate Type of H=Per ride along will be rejected since the ride-along component record's .cpt Component - Weight is greater than the host component record's Component - Weight. The value provided was {}	Populate the .cpt Component - Weight field with a value that is within the maximum weight allowed for a single ride-along.	.seg Multiple fields
1038	The record with a .csm Container Status of R= Ready to pay, a .mpu Mail Piece Unit - Class of 2= Periodicals, and a .cpt Component - Rate Type of H=Per ride along will be rejected since the .mcr Component ID is not specified and multiple .mcr Host Statement Component IDs exist for the .mpu file. The value provided was {}	Populate the .mcr Component ID field when the csm Container Status is R, .mpu Mail Piece Unit - Class is 2, and .cpt Component - Rate Type is H.	.seg Multiple fields



<b>Error Number</b>	<b>Mail.dat client Error Message</b>	<b>Action</b>	<b>Error Location</b>
1039	The record with a .csm Container Status of R= Ready to pay, a .mpu Mail Piece Unit - Class of 2 = Periodicals or 5 = Per Pending, a .cpt Component - Rate Type of N=non profit, and a Component - Class of 3= Std Mail will be rejected since the Nonprofit permit number associated with the .mcr record does not have a valid application number or authorization number. The value provided was {}	Populate the .mpa Permit Number that is associated to the .mcr record with a value that has a valid application number or authorization number.	.seg Multiple fields
1040	The record with a .csm Container Status of R= Ready to pay, a .mpu Mail Piece Unit - Class of 2=Periodicals or 5 = Per Pending, a .cpt Component - Class/Component - Rate Type of 1=First Class/R= Regular (US/MEX/CAN), 3= Std Mail/R= Regular (US/MEX/CAN), or 3= Std Mail/N= Nonprofit will be rejected since there is no matching finance number. The value provided was {}	Populate the .mpa Permit Number with a value that maps back to a valid Finance Number.	.seg Multiple fields
1041	The record with a .csm - Container Status of R= Ready to pay, a .seg - Class Defining Preparation of 2= Periodicals, a .cpt - Component Class/Component Rate Type of 1=First Class/R= Regular (US/MEX/CAN), 3= Std Mail/R= Regular (US/MEX/CAN), or 3= Std Mail/N= Nonprofit will be rejected since there is no .mpa Postage Payment Method. The value provided was {}	Populate the .mpa Postage Payment Method field.	.seg Multiple fields
1042	The record with a .csm Container Status of R= Ready to pay, a .mpu Mail Piece Unit - Class of 2= Periodicals or 5= Per Pending, a .cpt Component - Class/Component - Rate Type of 1=First Class/R= Regular (US/MEX/CAN), 3= Std Mail/R= Regular (US/MEX/CAN), or 3= Std Mail/N= Nonprofit will be rejected since there is no matching .mpa Permit Number. The value provided was {}	Populate the .mpa Permit Number field.	.seg Multiple fields
1043	The record with a Container Status of R= Ready to pay, a Class of 2= Periodicals or 5= Per Pending, a Component Class/Component Rate Type of 1=First Class/R= Regular (US/MEX/CAN), 3= Std Mail/R= Regular (US/MEX/CAN), or 3= Std Mail/N= Nonprofit will be rejected since there is no matching .mcr record number .The value provided was {}	Populate the fields in the .mcr file.	.seg Multiple fields

<b>Error Number</b>	<b>Mail.dat client Error Message</b>	<b>Action</b>	<b>Error Location</b>
1044	The record with a .csm Container Status of R=Ready to pay, a .mpu Mail Piece Unit - Class of 2= Periodicals or 5= Per Pending, a .cpt Component - Class/Component - Rate Type of 1=First Class/R= Regular (US/MEX/CAN), 3= Std Mail/R= Regular (US/MEX/CAN), or 3= Std Mail/N= Nonprofit will be rejected since the .mpa USPS Publication Number and .mpa Permit Number are both populated. The value provided was {}	Populate either the .mpa USPS Publication Number field or the .mpa Permit Number field but not both.	.seg Multiple fields
1045	The record with a Container Status of R=Ready to pay, a Class of 2= Periodicals or 5= Per Pending, a Component Class/Component Rate Type of 1=First Class/R= Regular (US/MEX/CAN), 3= Std Mail/R= Regular (US/MEX/CAN), or 3= Std Mail/N= Nonprofit will be rejected since the .mpa USPS Publication Number and .mpa Permit Number are both blank. The value provided was {}	Populate either the .mpa USPS Publication Number field or the .mpa Permit Number field.	.seg Multiple fields
1048	The seg. Class Defining Preparation field value provided was {}; it must contain 1 = First Class, 2 = Periodicals, 3 = Std Mail, or 4 = Pkg Services.	Populated the .seg Class Defining Preparation field with 1, 2, 3, or 4.	.seg
1049	The .seg Segment ID must be zero-padded when populated with a numeric value.	Populated the .seg Segment ID field with a value that is zero-padded.	Multiple files
1053	Required Field Missing: Job ID is a required field in the .par file.		.par
1054	Segment ID is a required field in the .par file	Populate the .par Segment ID field.	.par
1055	Mail Piece Unit ID is a required field in the .par file.	Populate the .par Mail Piece Unit ID field.	.par
1056	Component ID is a required field in the .par file.	Populate the .par Component ID field.	.par
1057	Sequence Number is a required field in the .par file.	Populate the .par Sequence Number field.	.par
1058	Date is a required field in the .par file.	Populate the .par Data field.	.par
1059	Adjustment Type is a required field in the .par file.	Populate the .par Adjustment Type field.	.par
1060	Adjustment Amount is a required field in the .par file.	Populate the .par Adjustment Amount field.	.par
1061	Credit/Debit Indicator is a required field in the .par file.	Populate the .par Credit/Debit Indicator field.	.par
1063	MPA - Unique Sequence / Grouping ID is a required field in the .par file.	Populate the .par MPA - Unique Sequence / Grouping ID field.	.par
1064	PAR Record Status is a required field in the .par file.	Populate the .par PAR Record Status field.	.par

<b>Error Number</b>	<b>Mail.dat client Error Message</b>	<b>Action</b>	<b>Error Location</b>
1065	Closing Character is a required field in the .par file.	Populate the .par Closing Character field.	.par
1066	Job ID must be populated with an alphanumeric value in the .par file.	Populate the .par Job ID field with an alphanumeric value.	.par
1067	Segment ID must be populated with an alphanumeric value in the .par file.	Populate the .par Segment ID field with an alphanumeric value.	.par
1069	Component ID must be populated with an alphanumeric value in the .par file.	Populate the .par Component ID field with an alphanumeric value.	.par
1070	User Comments must be populated with an alphanumeric value in the .par file (when populated).	Populate the .par User Comments field with an alphanumeric value when populated.	.par
1071	MPA - Unique Sequence / Grouping ID must be populated with an alphanumeric value in the .par file.	Populate the .par MPA - Unique Sequence / Grouping ID field with an alphanumeric value.	.par
1072	Reserve must be populated with an alphanumeric value in the .par file (when populated).	Populate the .par Reserve field with an alphanumeric value when populated.	.par
1073	Rate Type must be populated with an alphanumeric value in the .par file (when populated).	Populate the .par Rate Type field with an alphanumeric value when populated.	.par
1075	User Option Field must be populated with an alphanumeric value in the .par file (when populated).	Populate the .par User Option Field with an alphanumeric value when populated.	.par
1076	Segment ID must be zero-padded if populated with a numeric value.	Populate the .par Segment ID field with a value that is zero-padded.	.par
1077	Mail Piece Unit ID must be zero-padded if populated with a numeric value.	Populate the .par Mail Piece Unit ID field with a value that is zero-padded.	.par
1078	Component ID must be zero-padded if populated with a numeric value..	Populate the .par Component ID field with a value that is zero-padded.	.par
1079	Sequence Number must be populated with a numeric value in the .par file.	Populate the .par Sequence Number field with a numeric value.	.par
1080	Adjustment Amount must be populated with a numeric value in the .par file (when populated).	Populate the .par Adjustment Amount field with a numeric value.	.par
1081	Total Pieces Affected must be populated with a numeric value in the .par file (when populated).	Populate the .par Total Pieces Affected field with a numeric value.	.par

<b>Error Number</b>	<b>Mail.dat client Error Message</b>	<b>Action</b>	<b>Error Location</b>
1082	MPA - Unique Sequence / Grouping ID must be zero-padded if populated with a numeric value..	Populate the .par MPA - Unique Sequence / Grouping ID field with a numeric value.	.par
1083	PSR Unique Record Identifier must be populated with a numeric value in the .par file (when populated)	Populate the .par PSR Unique Record Identifier field with a numeric value when populated.	.par
1084	Date must be populated with a valid numeric value formatted as YYYYMMDD in the .par file.	Populate the .par Date field with a numeric value formatted as YYYYMMDD.	.par
1085	The Adjustment Type field value provided was {}; it must contain 03 = Spoilage or 04= Shortage.	Populate the .par Adjustment Type field with 03 or 04.	.par
1087	The Credit/Debit Indicator field provided value was {}; it must contain C = Credit or D = Debit.	Populate the .par Credit/Debit Indicator field with C or D.	.par
1088	The Adjustment Status field provided value was {}; it must contain R= Ready To Pay.	Populate the .par Adjustment Status field with R.	.par
1089	The PAR Record Status field value provided was {}; it must contain O = Original, D = Delete, I = Insert, or U = Update.	Populate the .par PAR Record Status field with O = Original, D = Delete, I = Insert, or U = Update.	.par
1090	The Closing Character field value provided was {}; it must contain #.	Populate the .par Closing Character field with #.	.par
1099	There can be no characters after the Closing Character.	Remove all characters after the .par Closing Character.	.par
1103	Each .par file must have an associated .mpa Postage Payment Method field set to P=Permit or G=Gov't - Fed (use Permit).	Include an .mpa record with a Postage Payment Method field with a value of P or G for each .par file.	Multiple files
1107	The .par Adjustment Amount cannot be a zero dollar amount.	Populate the .par Adjustment Amount field with a value that is greater than zero dollars.	.par
1111	Job ID is a required field in the .cqt file.	Populate the .cqt Job ID field.	.cqt
1112	CQT Database ID is a required field in the .cqt file.	Populate the .cqt CQT Database ID field.	.cqt
1113	Container ID is a required field in the .cqt file.	Populate the .cqt Container ID field.	.cqt
1114	Zone is a required field in the .cqt file.	Populate the .cqt Zone field.	.cqt
1115	Destination Entry is a required field in the .cqt file.	Populate the .cqt Destination Entry field.	.cqt
1116	Rate Category is a required field in the .cqt file.	Populate the .cqt Rate Category field.	.cqt

<b>Error Number</b>	<b>Mail.dat client Error Message</b>	<b>Action</b>	<b>Error Location</b>
1117	The .cqt Barcode Discount or Surcharge filed must be populated with either B = Pays base rate (no surcharge or discount), D = Barcode discount (deducted from the base rate), S = Non-Barcode Surcharge (added to the base rate), I = Non-Barcoded DNDC-entered parcel or O = Other, if not a parcel. The value provided was {}	Populate the .cqt Barcode Discount or Surcharge field.	.cqt
1118	The .cqt Periodical: Sub / Non-Sub / Requestor Indicator field must be populated with either S= Sub, N= Non, R= Requestor or O= Other. The value provided was {}	Populate the .cqt Periodicals: Sub/Non-Sub/Requestor Indicator field.	.cqt
1119	The .cqt Periodicals Co-Palletization Discount Indicator field must be populated with either Y= Yes, or N= No. The value provided was {}.	Populate the .cqt Periodicals Co-Palletization Discount Indicator field.	.cqt
1120	Number of Copies is a required field in the .cqt file.	Populate the .cqt Number of Copies field.	.cqt
1121	Number of Pieces is a required field in the .cqt file.	Populate the .cqt Number of Pieces field.	.cqt
1123	The .cqt Record Status field must be populated with either O=Original, D=Delete, I=Insert or U= Update. The value provided was {}.	Populate the .cqt Record Status field.	.cqt
1124	Closing Character is a required field in the .cqt file.	Populate the .cqt Closing Character field.	.cqt
1125	The .cqt Job ID field must be populated with an alphanumeric value.	Populate the .cqt Job ID field with an alphanumeric value.	.cqt
1126	The .cqt 3 Digit/5 Digit Container Division field must be populated with an alphanumeric value.	Populate the .cqt 3 Digit/5 Digit Container Division field with an alphanumeric value.	.cqt
1127	The .cqt Mail Piece Unit ID field must be populated with an alphanumeric value.	Populate the .cqt Mail Piece Unit ID field with an alphanumeric value.	.cqt
1128	The .cqt Reserve field must be populated with an alphanumeric value.	Populate the .cqt Reserve field with an alphanumeric value.	.cqt
1129	The .cqt CQT Database ID field must be populated with a numeric value.	Populate the .cqt CQT Database ID field with a numeric value.	.cqt
1130	The .cqt Container ID field must be populated with a numeric value.	Populate the .cqt Container ID field with a numeric value.	.cqt
1131	The .cqt Number of Copies field must be populated with a numeric value.	Populate the .cqt Number of Copies field with a numeric value.	.cqt
1132	The .cqt Number of Pieces field must be populated with a numeric value.	Populate the .cqt Number of Pieces field with a numeric value.	.cqt

<b>Error Number</b>	<b>Mail.dat client Error Message</b>	<b>Action</b>	<b>Error Location</b>
1133	The .cqt Exp Per HE, HW, SC Pub-Origin Delivery Zone field must be populated with a numeric value.	Populate the .cqt Exp Per HE, HW, SC Pub-Origin Delivery Zone field with a numeric value.	.cqt
1134	The .cqt Exp HE, HW, SC Pub-Origin 3 Digit ZIP field must be populated with a numeric value.	Populate the .cqt Exp HE, HW, SC Pub-Origin 3 Digit ZIP field with a numeric value.	.cqt
1135	The .cqt Container Charge Allocation field must be populated with a numeric value.	Populate the .cqt Container Charge Allocation field with a numeric value.	.cqt
1136	The .cqt ZAP Agent Code must be populated with a numeric value.	Populate the .cqt ZAP Agent Code field with a numeric value.	.cqt
1142	The .cqt Barcode Discount or Surcharge Indicator field value provided was; it must contain O = Other, if not a parcel B = Pays base rate (no surcharge or discount) D = Barcode discount (deducted from the base rate) S = Non-Barcode Surcharge (added to the base rate) or I = Non-Barcoded DNDC-entered parcel	Populate the .cqt Barcode Discount or Surcharge Indicator field with O, B, D, S, or I.	.cqt
1146	The .cqt CQT Record Status field value provided was {}; it must contain O = Original, D = Delete or U = Update.	Populate the .cqt CQT Record Status field with O, D, or U.	.cqt
1147	The .cqt Closing Character value provided was {}; it must contain #.	Populate the .cqt Closing Character field with #.	.cqt
1148	The .cqt Zone field value provided was {}; it must contain D = DDU S = SCF V = ADC 1 = Zone 1 & 2, 3=Zone 3, 4=Zone 4, 5=Zone 5, 6=Zone 6, 7=Zone 7 or 8=Zone 8 when the .cqt Periodicals Not County/In County Periodicals is populated with N = Not County.	Populate the .cqt Zone field with D, S, V, 1, 2, 3, 4, 5, 6, 7 or 8 when the .cqt Periodicals Not County/In County Periodicals is populated with N.	.cqt Multiple fields
1149	The .cqt Zone field value provided was {}; it must contain D = DDU, S = SCF, N=Not Zoned, V = ADC, 1 = Zone 1 & 2, 3=Zone 3, 4=Zone 4, 5=Zone 5, 6=Zone 6, 7=Zone 7 or 8=Zone 8 when the .cqt Periodicals Not County/In County Periodicals is populated with I = In County.	Populate the .cqt Zone field with D, S, N, V, 1, 3, 4, 5, 6, 7 or 8 when the .cqt Periodicals Not County/In County Periodicals is populated with I.	.cqt Multiple fields
1150	The .cqt Zone field value provided was {}; it must contain D = DDU, S = SCF, N=Not Zoned, 1 = Zone 1 & 2, 3=Zone 3, 4=Zone 4, 5=Zone 5, 6=Zone 6, 7=Zone 7 or 8=Zone 8 when the .mpu Mail Piece Unit - Rate Type field is populated with B.	Populate the .cqt Zone field with 1, 3, 4, 5, 6, 7, 8, S, N or D when the .mpu Mail Piece Unit - Rate Type field is populated with B.	.cqt Multiple fields
1151	Populate the .cqt Zone field with N=Presort (1c, 4c) when .mpu Mail Piece Unit - Class field is populated with 1= Single Piece.	Populate the .cqt Zone field with N when .mpu Mail Piece Unit - Class field is populated with 1.	.cqt Multiple fields

<b>Error Number</b>	<b>Mail.dat client Error Message</b>	<b>Action</b>	<b>Error Location</b>
1152	Populate the .cqt Zone field with N=Presort (1c, 4c) when .mpu Mail Piece Unit - Class field is populated with F= Media or L= Library.	Populate the .cqt Zone field with N when .mpu Mail Piece Unit - Rate field is populated with F or L.	.cqt Multiple fields
1153	Populate the .cqt Zone field with N=Presort (1c, 4c) when .mpu Mail Piece Unit - Class field is populated with 3= Std Mail.	Populate the .cqt Zone field with N when the .mpu Mail Piece Unit - Rate Type field is populated with 3.	.cqt Multiple fields
1158	Populate the .cqt Rate Category field with S= Single Piece, N= Presort (1c, 4c), or D= Carrier Route when .mpu Mail Piece Unit - Rate Type field is populated with B= Bound Printed Matter. The value provided was {}	Populate the .cqt Rate Category field with S, N, or D when .mpu Mail Piece Unit - Rate Type field is populated with B.	.cqt Multiple fields
1159	Populate the .cqt Rate Category field with E= 5 Digit Barcode, H= 3 Digit Barcode, L1= AADC BC, L2=MxAADC BC, L3=ADC BC, L4= MxADC BC, L5= ADC Non BC, L6= MxADC Non BC, N= Presort (1c, 4c), S= Single Piece, G= 5D Non Barcode, K= 3D Non Barcode, PR = Mixed NDC Machinable or SD= Single Piece/ Does Not Meet Content Standards when .mpu Mail Piece Unit - Class field is populated with 1= First-Class. The value provided was {}	Populate the .cqt Rate Category field with E, H, L1, L2, L3, L4, L5, L6, N, S, PR, G, K, or SD when .mpu Mail Piece Unit - Class field is populated with 1.	.cqt Multiple fields
1159	Populate the .cqt Rate Category field with E= 5 Digit Barcode, H= 3 Digit Barcode, L1= AADC BC, L2=MxAADC BC, L3=ADC BC, L4= MxADC BC, L5= ADC Non BC, L6= MxADC Non BC, N= Presort (1c, 4c), S= Single Piece, G= 5D Non Barcode, K= 3D Non Barcode, PR = Mixed NDC Machinable or SD= Single Piece/ Does Not Meet Content Standards when .mpu Mail Piece Unit - Class field is populated with 1= First-Class. The value provided was {}		.cqt Multiple fields
1160	Populate the .cqt Rate Category field with S= Single Piece, N= Presort (1c, 4c), or G= 5D Non Barcode when .mpu Mail Piece Unit - Rate Type field is populated with F= Media or L= Library. The value populated was {}	Populate the .cqt Rate Category field with S, N, or G when .mpu Mail Piece Unit - Rate Type field is populated with F or L.	.cqt Multiple fields
1163	Populate the .cqt Rate Category field with N= Presort (1c, 4c) when .mpu Mail Piece Unit - Class field is populated with 3= Std Mail and the .mpu Mail Piece Unit - Processing Category field is populated with CM= Custom Mail.	Populate the .cqt Rate Category field with N when .mpu Mail Piece Unit - Class field is populated with 3 and the .mpu Mail Piece Unit - Processing Category field is populated with CM.	.cqt Multiple fields



<b>Error Number</b>	<b>Mail.dat client Error Message</b>	<b>Action</b>	<b>Error Location</b>
1164	Populate the .cqt Rate Category field with A= Saturation-ECR, B= High Density-ECR, D= Carrier Route, E= 5 Digit Barcode, G= 5D Non Barcode, H= 3 Digit Barcode, K= 3D Non Barcode, L3=ADC BC, L4= MxADC BC, L5= ADC Non BC, L6= MxADC Non BC or S= Single Piece when .mpu Mail Piece Unit - Class field is populated with 3= Std Mail and the .mpu Mail Piece Unit Processing Category field is populated with F= Media or L= Library.	Populate the .cqt Rate Category field with A, B, D, E, G, H, K, O, L3, L4, L5, L6, or S when the .mpu Mail Piece Unit - Class field is populated with 3 and the .mpu Mail Piece Unit - Processing Category field is populated with FL = Flats.	.cqt Multiple fields
1165	Populate the .cqt Rate Category field with A= Saturation-ECR, B= High Density-ECR, D= Carrier Route, E= 5 Digit Barcode, G= 5D Non Barcode, H= 3 Digit Barcode, K= 3D Non Barcode, L= Basic Barcode, N= Presort (1c, 4c), L1= AADC BC, L2= MxAADC BC, L3=ADC BC, L4= MxADC BC, L5= ADC Non BC, L6= MxADC Non BC or FB= Firm Bundle (Not In-County) when the .seg Full-Service Participation Indicator field is blank and the .mpu Mail Piece Unit - Class field is populated with 2= Periodicals.	Populate the .cqt Rate Category field with A, B, D, E, G, H, K, L, N, O, L1, L2, L3, L4, L5, L6, or FB for when the .seg Full-Service Participation Indicator field is blank and the .mpu Mail Piece Unit - Class field is populated with 2.	.cqt
1169	There can be no characters after the .cqt Closing Character.	Remove all characters after the .cqt Closing Character field.	.cqt
1170	Cannot delete consolidator copal jobs for Tray based submissions once the consolidator is accepted.Delete a Tray Based consolidator submission after it has completed server side validations.	Delete a Tray Based consolidator submission after it has completed server side validations.	.oci
2201	The .cqt Job ID field must be zero-padded when populated with a numeric value.	Populate the .cqt Job ID field with a value that is zero-padded when numeric.	.cqt
2202	The .cqt CQT Database ID field must be zero-padded when populated with a numeric value.	Populate the .cqt CQT Database ID field with a value that is zero-padded when numeric.	.cqt
2203	The .cqt Container ID field must be zero-padded when populated with a numeric value.	Populate the .cqt Container ID field with a value that is zero-padded when numeric.	.cqt
2204	3 Digit/5 Digit Container Division is a required field in the .cqt file.	Populate the .cqt 3 Digit/5 Digit Container Division field.	.cqt
2205	Mail Piece Unit ID is a required field in the .cqt file.	Populate the .cqt Mail Piece Unit ID field.	.cqt
2206	The .cqt Mail Piece Unit ID field must be zero-padded when populated with a numeric value.	Populate the .cqt Mail Piece Unit ID field with a value that is zero-padded when numeric.	.cqt



<b>Error Number</b>	<b>Mail.dat client Error Message</b>	<b>Action</b>	<b>Error Location</b>
2207	The .cqt Zone field value provided was {}; it must contain S = SCF, D = DDU , L = Local, 1, 3, 4, 5, 6, 7, 8 = Zones, N = Not Zoned, or V = ADC.	Populate the .cqt Zone field with S, D, L, 1, 3, 4, 5, 6, 7, 8, N, or V.	.cqt
2208	The .cqt Destination Entry field value provided was {}; it must contain B = DNDC, S = DSCF, D = DDU, N = None, A = DADC, P = Reserved, Q = Reserved, or O = OptNDC.	Populate the .cqt Destination Entry field with B, S, D, N, A, P, Q, or O.	.cqt
2209	The .cqt Rate Category field value provided was {1}; it must contain A = Saturation - ECR, A1 = Non Automation Saturation - ECR, B = High Density - ECR, B1 = Non Automation High Density - ECR, C = High Density Plus – ECR, C1 = Nonautomation High Density Plus, D = Carrier Route, D1 = Non Automation Basic - Carrier Route, E = 5 Digit Barcode, G = 5D Non Barcode, H = 3 Digit Barcode, K = 3D Non Barcode, L = Basic Barcode, N = Presort, O = InCounty Basic , Z1 = NDC Par Post , Z2 = ONDC Par Post, FB = Firm Bundle, PE = 5-digit - Machinable, PG = 5-digit - Non Machinable, PI = 5 Digit, PK = SCF - Non Machinable, PM = SCF, PQ = NDC - Machinable, PR = Mixed NDC - Machinable, P5 = NDC - Non Machinable, P6 = Mixed NDC - Non Machinable, P7 = NDC, P8 = Mixed NDC, L1 = AADC BC, L2 = MxAADC BC, L3 = ADC BC, L4 = MxADC BC L5 = ADC Non-BC, L6 = MxADC Non-BC Standard Letters, L7 = AADC Non-BC, L8 = MxAADC Non-BC, R1 = Regional Ground OSCF, R2 = Regional Ground ONDC, S = Single Piece or SD = Single-Piece (Does not meet content standards).	Populate the .cqt Rate Category field with A, A1, B, B1, D, D1, E, G, H, K, L, N, O, S, Z1, Z2, FB, PE, PG, PI, PK, PM, PQ, PR, P5, P6, P7, P8, L1, L2, L3, L4, L5, L6, L7, L8, or SD.	.cqt
2211	The .cqt Service Level Indicator field contains an invalid value; it must contain F = Full Service, B = Basic, P = PostNet, or O = Other.	Populate the .cqt Service Level Indicator field with F, B, P, or O.	.cqt
2301	Numeric Data Type Error: Job ID must be zero-padded if numeric.		
2302	The .hdr Contact Name field must be populated with an alphanumeric value.	Populate the .hdr Contact Name field with an alphanumeric value.	.hdr
2303	Container Summary Record Count field is a required field in the .hdr file.	Populate the .hdr Container Summary Record Count field.	.hdr
2304	Container Summary File Status is a required field in the .hdr file.	Populate the .hdr Container Summary File Status field.	.hdr
2305	Mail.dat Software Version is a required field in the .hdr file.	Populate the .hdr Mail.dat Software Version field.	.hdr
2306	Mail.dat Software Vendor's Email is a required field in the .hdr file.	Populate the .hdr Mail.dat Software Vendor's Email field.	.hdr
2307	Original Container Identification File Status is a required field in the .hdr file.	Populate the .hdr Original Container Identification field.	.hdr

<b>Error Number</b>	<b>Mail.dat client Error Message</b>	<b>Action</b>	<b>Error Location</b>
2308	The .hdr Original Software Version field must be populated with an alphanumeric value.	Populate the .hdr Original Software Version field with an alphanumeric value.	.hdr
2401	The .seg Job ID must be populated with an alphanumeric value.	Populate the .seg Job ID field with an alphanumeric value.	.seg
2402	The .seg Job ID must be zero-padded when populated with a numeric value.	Populate the .seg Job ID field with a value that is zero-padded.	.seg
2403	Class Defining Preparation is a required field in the .seg file.	Populate the .seg Class Defining Preparation field.	.seg
2404	The .seg Class Defining Preparation field must be populated with an alphanumeric value.	Populate the .seg Class Defining Preparation field with an alphanumeric value.	.seg
2405	Principal Processing Category is a required field in the .seg file.	Populate the .seg Principal Processing Category field	.seg
2406	The .seg Package Services Packaging Criteria field value provided was {}; it must contain PC = Piece PD = Pound or CB = Both .	Populate the .seg Package Services Packaging Criteria field with PC, PD, or CB.	.seg
2407	Container and Bundle Charge Method is a required field in the .seg file.	Populate the .seg Container and Bundle Charge Method field.	.seg
2410	The .seg Presentation Category value provided was {}; it must contain P =planned or A= Actual.	Populate the .seg Presentation Category field with P or A.	.seg
2411	The Less Than a Presort Segment Presentation field contains an invalid value; it must contain Y or N.		.seg
2415	The .seg MPA ID for Container and Bundle Charge Method must be zero-padded when populated with a numeric value.	Populate the .seg MPA ID for Container and Bundle Charge Method field with a value that is zero-padded.	.seg
2501	The .pqt Job ID field must be zero-padded if populated with a numeric value.	Populate the .pqt Job ID field with a value that is zero-padded when populated with a numeric value.	.pqt
2502	The .pqt CQT Database ID field must be zero-padded if populated with a numeric value.	Populate the .pqt CQT Database ID field with a value that is zero-padded when populated with a numeric value.	.pqt
2503	The .pqt Package ID field must be zero-padded if populated with a numeric value.	Populate the .pqt Package ID field with a value that is zero-padded when populated with a numeric value.	.pqt

<b>Error Number</b>	<b>Mail.dat client Error Message</b>	<b>Action</b>	<b>Error Location</b>
2601	The .csm Job ID field must be zero-padded if populated with a numeric value.	Populate the .csm Job ID field with a value that is zero-padded if populated with a numeric value.	.csm
2602	The .csm Segment ID field must be zero-padded if populated with a numeric value.	Populate the .csm Segment ID field with a value that is zero-padded if populated with a numeric value.	.csm
2603	The .csm Container ID field must be zero-padded if populated with a numeric value.	Populate the .csm Container ID field with a value that is zero-padded if populated with a numeric value.	.csm
2604	The .csm Display Container ID field must be zero-padded if populated with a numeric value.	Populate the .csm Display Container ID field with a value that is zero-padded if populated with a numeric value.	.csm
2605	The .csm Container Destination Zip field must be populated with an alphanumeric value.	Populate the .csm Container Destination Zip field with an alphanumeric value.	.csm
2606	The value provided For The .csm Container Level field was {}; it must contain A = CR-Direct, B = Mixed CR in 5 Digit, C = Mixed CR in 3 Digit, D = CR - 5D Scheme, E = FSS Sort Plan, F=FSS Facility, G = 5 Digit (Auto/Presort), H = 5 Digit (Merged), I = 5 Digit (Presort Only), J = 5 Digit (Barcode only), K = Metro Scheme, M = 5D Scheme (Presort), N = 5D Scheme (Auto, Presort), P = 5D Scheme (Barcode), Q = 5D Scheme (Merged), R = 3 Digit (Auto, Presort), S = 3 Digit (Barcode), T =3 Digit (Presort), U = 3 Digit (CR, Auto, Presort), V = 3 Digit Scheme, X = SCF, Y =Protected SCF, Z = ADC, AA = AADC, AB = Mixed ADC, AC = Mixed AADC, AD = ASF, AE = NDC, AF = Protected NDC, AG = Mixed NDC, AH = Origin MxADC, AI =Protected ADC, AJ = Single Piece, AK = MXDS – Mixed Surface CSA FCM Only, AL=MXDA – Mixed Air CSA FCM Only, AM=Working CSA FCM Only, AN = Single Piece CSA FCM Only, AO=Surface CSA FCM Only, AP=Air CSA FCM Only, AQ=Local CSA FCM Only.	Populate the .csm Container Level field with A,B,C,D,E,F,G,H,I,J,K,M,N, P,Q,R,S,T,U,V,X,Y,Z,AA,AB ,AC,AD,AE,AF,AG, AH,AI,AJ,AK,AL,AM,AN,AO, AP,AQ.	.csm
2608	The .csm Entry Point - Actual / Delivery - Locale Key must be populated with an alphanumeric value.	Populate the .csm Entry Point - Actual / Delivery - Locale Key field with an alphanumeric value.	.csm

<b>Error Number</b>	<b>Mail.dat client Error Message</b>	<b>Action</b>	<b>Error Location</b>
2609	Entry Point - Actual / Delivery - Postal Code is a required field in the .csm file.	Populate the .csm Entry Point - Actual / Delivery - Postal Code field.	.csm
2610	The .csm Entry Point - Actual / Delivery - Postal Code must be populated with an alphanumeric value.	Populate the .csm Entry Point - Actual / Delivery - Postal Code field with an alphanumeric value.	.csm
2611	The .csm Parent Container Reference ID field must be populated with a numeric value.	Populate the .csm Parent Container Reference ID field with a numeric value.	.csm
2612	The .csm Parent Container Reference ID field must be zero-padded if populated with a numeric value.	Populate the .csm Parent Container Reference ID field with a value that is zero-padded.	.csm
2613	Alphanumeric Data Type Error: Reservation Number must be an alphanumeric value in the .csm file.		.csm
2614	The .csm Scheduled Induction Time must be populated with an alphanumeric value formatted as HH:MM (when populated).	Populate the .csm Scheduled Induction Time field with an alphanumeric value formatted as HH:MM	.csm
2615	Total Weight is a required field in the .csm file.	Populate the .csm Total Weight field.	.csm
2616	The .csm Unique Container ID field must be zero-padded if populated with a numeric value.	Populate the .csm Unique Container ID field with a value that is zero-padded	.csm
2617	The value provided For The .csm Container Status field was {}; it must contain P = Preliminary postage statement , R = Ready to pay, X = Paid, C = Cancel, D = Delete, or T = Transportation Information Update (when populated).	Populate the .csm Container Status field with P, R, X, C, D, or T when populated.	.csm
2618	The value provided For The .csm Sibling Container Indicator field was {}; it must contain Y = Yes or Blank = None.	Populate the .csm Sibling Container Indicator field with Y or leave blank.	.csm
2619	The .csm Sibling Container Reference ID field must be populated with a numeric value.	Populate the .csm Sibling Container Reference ID field with a numeric value.	.csm
2620	The .csm Sibling Container Reference ID field must be zero-padded if populated with a numeric value.	Populate the .csm Sibling Container Reference ID field with a value that is zero-padded.	.csm
2621	The .csm Postage Grouping ID field must be zero-padded if populated with a numeric value.	Populate the .csm Postage Grouping ID field with a value that is zero-padded.	.csm
2622	The .csm Transportation Carrier ID field must be populated with an alphanumeric value.	Populate the .csm Transportation Carrier ID field with an alphanumeric value.	.csm

<b>Error Number</b>	<b>Mail.dat client Error Message</b>	<b>Action</b>	<b>Error Location</b>
2623	The .csm Label: Destination Line 1 field must be populated with an alphanumeric value.	Populate the .csm Label: Destination Line 1 field with an alphanumeric value.	.csm
2624	The .csm Label: Destination Line 2 field must be populated with an alphanumeric value.	Populate the .csm Label: Destination Line 2 field with an alphanumeric value.	.csm
2625	The .csm Label: Contents - Line 1 field must be populated with an alphanumeric value.	Populate the .csm Label: Contents - Line 1 field with an alphanumeric value.	.csm
2626	The .csm Label: Contents - Line 2 field must be populated with an alphanumeric value.	Populate the .csm Label: Contents - Line 2 field with an alphanumeric value.	.csm
2627	The .csm Label: User Information Line 1 field must be populated with an alphanumeric value.	Populate the .csm Label: User Information Line 1 field with an alphanumeric value.	.csm
2628	The .csm Label: User Information Line 2 field must be populated with an alphanumeric value.	Populate the .csm Label: User Information Line 2 field with an alphanumeric value.	.csm
2629	Alphanumeric Data Type Error: IM™ Barcode Upper Serialization must be an alphanumeric value in the .csm file.		.csm
2631	Alphanumeric Data Type Error: Container Level Attempted must be an alphanumeric value in the .csm file.		.csm
2632	The .csm CSA Trip ID field must be populated with an alphanumeric value.	Populate the .csm CSA Trip ID field with an alphanumeric value.	.csm
2801	The .imr Job ID field must be zero-padded if populated with a numeric value.	Populate the .imr Job ID field with a value that is zero-padded when populated with a numeric value.	.imr
2802	The .imr Container ID field must be zero-padded if populated with a numeric value.	Populate the .imr Container ID field with a value that is zero-padded when populated with a numeric value.	.imr
2803	The .imr IMR Unique ID field must be zero-padded if populated with a numeric value.	Populate the .imr IMR Unique ID field with a value that is zero-padded when populated with a numeric value.	.imr
2804	Closing Character is a required field in the .imr file.	Populate the .imr Closing Character field.	.imr
2901	The .mpu Job ID must be zero-padded when populated with a numeric value.	Populated the .mpu Job ID field with a value that is zero-padded.	.mpa

<b>Error Number</b>	<b>Mail.dat client Error Message</b>	<b>Action</b>	<b>Error Location</b>
2902	The .mpa MPA - Unique Sequence/Grouping ID field must be zero-padded if populated with a numeric value.	Populate the .mpa MPA - Unique Sequence/Grouping ID field with a value that is zero-padded if populated with a numeric value	.mpa
2903	The .mpa Customer Reference ID field must be populated with an alphanumeric value.	Populate the .mpa Customer Reference ID field with an alphanumeric value.	.mpa
2904	Postage Payment Method is a required field in the .mpa file.	Populate the .mpa Postage Payment Method field.	.mpa
2997	Mail Piece Unit - Weight is a required field in the .mpu file.	Populate the .mpu Mail Piece Unit - Weight field .	.mpu
2998	The .mpu Flat Machinability must be populated with an alphanumeric value when the .mpu Mail Piece Unit - Class field is populated with 2 or 5 and the .mpu Mail Piece Unit - Processing Category field is populated with FL = Flats. 2 = Periodicals 5 = Per Pending. The value provide was {}	Populate the .mpu Flat Machinability field with an alphanumeric value when the .mpu Mail Piece Unit - Class field is populated with 2 or 5 and the .mpu Mail Piece Unit - Processing Category field is populated with FL = Flats.	.mpu
2999	The .mpu Flat Machinability field is required when the .mpu Mail Piece Unit - Class field is populated with 2 or 5 and the .mpu Mail Piece Unit - Processing Category field is populated with FL = Flats. 2 = Periodicals 5 = Per Pending. The value provide was {}.	Populate the .mpu Flat Machinability field when the .mpu Mail Piece Unit - Class field is populated with 2 or 5 and the .mpu Mail Piece Unit - Processing Category field is populated with FL = Flats.	.mpu
3001	The .cpt Job ID field must be zero-padded when populated with a numeric value.	Populate the .cpt Job ID field with a value that is zero-padded when populated with a numeric value.	.cpt
3002	The .cpt Component ID field must be populated with an alphanumeric value.	Populate the .cpt Component ID field with an alphanumeric value.	.cpt
3003	The .cpt Component ID field must be zero-padded if populated with a numeric value.	Populate the .cpt Component ID field with a value that is zero-padded if populated with a numeric value.	.cpt
3004	Component - Weight is a required field in the .cpt file.	Populate the .cpt Component - Weight field.	.cpt
3005	Component - Weight: Status is a required field in the .cpt file.	Populate the .cpt Component - Weight: Status field.	.cpt

<b>Error Number</b>	<b>Mail.dat client Error Message</b>	<b>Action</b>	<b>Error Location</b>
3006	Component - Periodical Ad Percentage: Status is a required field in the .cpt file.	Populate the .cpt Component - Periodical Ad Percentage: Status field.	.cpt
3007	The value provided for the Component - Periodical Ad Percentage: Status field was {}; it must contain N = None Given, P = Pending, or F = Final,	Populate the .cpt Component - Periodical Ad Percentage: Status field with N, P, or F.	.cpt
3101	The .mpu Job ID field must be populated with a numeric value, if the field is filled with leading zeros.	Populate the .mpu Job ID field with a numeric value if filled with leading zeros.	.mpu
3102	The .mpu Segment ID field must be populated with a numeric value, if the field is filled with leading zeros.	Populate the .mpu Segment ID field with a numeric value if filled with leading zeros.	.mpu
3103	The .mpu Mail Piece Unit ID field must be populated with a numeric value, if the field is filled with leading zeros.	Populate the .mpu Mail Piece Unit ID field with a numeric value if filled with leading zeros.	.mpu
3104	Mail Piece Unit - Class is a required field in the .mpu file.	Populate the .mpu Mail Piece Unit - Class field.	.mpu
3105	Mail Piece Unit - Rate Type is a required field in the .mpu file.	Populate the .mpu Mail Piece Unit - Rate Type field.	.mpu
3106	Mail Piece Unit - Processing Category is a required field in the .mpu file.	Populate the .mpu Mail Piece Unit - Processing Category field.	.mpu
3108	The .mpu Five Digit Scheme Database Date field must be populated with a valid date formatted as YYYYMMDD (when populated)	Populate the .mpu Five Digit Scheme Database Date field with a valid date formatted as YYYYMMDD when populated.	.mpu
3201	The .par Job ID field must be zero-padded if populated with a numeric value.	Populate the .par Jo ID field with a value that is zero-padded if populated with a numeric value.	.par
3202	The .par User Postage Statement ID field must be populated with an alphanumeric value when populated.	The .par User Postage Statement ID field must be populated with alphanumeric value when populated.	.par
3301	The .pdr Job ID field must be zero-padded if populated with a numeric value.	Populate the .pdr Job ID field with a value that is zero-padded if populated with a numeric value.	.pdr
3302	The .pdr CQT Database ID field must be zero-padded if populated with a numeric value.	Populate the .pdr CQT Database ID field with a value that is zero-padded if populated with a numeric value.	.pdr



<b>Error Number</b>	<b>Mail.dat client Error Message</b>	<b>Action</b>	<b>Error Location</b>
3303	The .pdr Package ID field must be zero-padded if populated with a numeric value.	Populate the .pdr Package ID field with a value that is zero-padded if populated with a numeric value.	.pdr
3304	Piece ID is a required field and must be a unique value in the .pdr file.	Populate the .pdr Piece ID field.	.pdr
3305	The .pdr Piece ID field must be populated with an alphanumeric value.	Populate the .pdr Piece ID field with an alphanumeric value.	.pdr
3306	The .pdr Piece ID field must be zero-padded if populated with a numeric value.	Populate the .pdr Piece ID field with a value that is zero-padded if populated with a numeric value.	.pdr
3307	The .pdr Line-Of-Travel Seq. Direction Code field value provided was {}; it must contain A = Ascending or D = Descending.	Populate the .pdr Line-Of-Travel Seq. Direction Code field with A or D.	.pdr
3401	The .mcr Job ID field must be zero-padded if populated with a numeric value.	Populate the .mcr Job ID field with a value that is zero-padded if populated with a numeric value.	.mcr
3402	The .mcr Segment ID field must be zero-padded if populated with a numeric value.	Populate the .mcr Segment ID field with a value that is zero-padded if populated with a numeric value.	.mcr
3403	The .mcr Mail Piece Unit ID field must be zero-padded if populated with a numeric value.	Populate the .mcr Mail Piece Unit ID field with a value that is zero-padded if populated with a numeric value.	.mcr
3404	The .mcr Component ID field must be zero-padded if populated with a numeric value.	Populate the .mcr Component ID field with a value that is zero-padded if populated with a numeric value.	.mcr
3405	The .mcr Host Statement Component ID must field be zero-padded if populated with a numeric value.	Populate the .mcr Host Statement Component ID field with a value that is zero-padded if populated with a numeric value.	.mcr
3406	The .mcr Postage Adjustment MPA ID field must be zero-padded if populated with a numeric value.	Populate the .mcr Postage Adjustment MPA ID field with a value that is zero-padded if populated with a numeric value.	.mcr
3506	The .mpa Mail Owner's Lcl Permit Ref Num / Int'l Bill Num - Type field value provided was {}; it must contain S = Stamp M = Meter P = Permit G = Gov't - Fed (using Permit) V = Virtual Reference Number or H = Government Meter.	Populate the mpa Mail Owner's Lcl Permit Ref Num / Int'l Bill Num - Type field with S, M, P, G, V, or H.	.mcr



<b>Error Number</b>	<b>Mail.dat client Error Message</b>	<b>Action</b>	<b>Error Location</b>
3510	The .seg Package Services Packaging Criteria field value provided was {}; it must contain PC = Piece PD = Pound or CB = Both .	Populate the .seg Package Services Packaging Criteria field with PC, PD, or CB.	.seg
3515	When the Sibling Container Field is set to Y = Yes, only the following fields can only be populated: (Required) Job ID, Segment ID, Container ID of the Sibling Container, Container Type, Sibling Container Indicator field, Sibling Container Reference ID and (Optional) Label 10: Character Container Barcode, Label: Destination Line 1, Label: Destination Line 2, Label: Content Line 1, Label: Content Line 2, Label: Entry (Origin) Point Line, Label: User Information Line 1, Label: User Information Line 2, Label: Container Label CIN Code, and Label: Container Label. The value provided was {}.	Populate the listed fields.	.csm
3516	The .csm Entry Point - Actual/Delivery Locale Key field must be populated with an alphanu	Populate the .csm Entry Point - Actual/Delivery - Locale Key field with an alphanumeric value and ORIGIN when the Entry Point for Entry Discount - Facility Type field is populated with O or H.	.csm
3520	The value provided for the Component - Rate Type field was {}; it must contain R, R = Regular (US/MEX/CAN) M = Repositionable Component Z - Included, part of host postage V = FCM Election Mail I = First Class Permit Reply Mail when the .cpt Component - Class field is populated with 1 = First Class .	Populate the .cpt Component - Rate Type field with R, M, Z, V, or I when the .cpt Component - Class field is populated with 1.	.cpt
3520	Updated error message for Mail.dat version 12-1 files: The value provided for the Component - Rate Type field was {}; it must contain R, R = Regular (US/MEX/CAN) M = Repositionable Component Z - Included, part of host postage V = FCM Election Mail I = First Class Permit Reply Mail when the .cpt Component - Class field is populated with 1 = First Class .		.cpt
3522	The value provided for the Component - Rate Type field was {}; it must contain R = Regular (US/MEX/CAN) N = Nonprofit S = Science of Agriculture C = Classroom W = Science of Agriculture Limited Circulation Y = Regular Limited Circulation H = Per Ride-Along Z - Included, part of host postage M = Repositionable Component when the .cpt Component - Class is populated with 2 = Periodicals	Populate the .cpt Component - Rate Type field with R, N, S, C, W, Y, H, Z, or M when the .cpt Component - Class is populated with 2.	.cpt

<b>Error Number</b>	<b>Mail.dat client Error Message</b>	<b>Action</b>	<b>Error Location</b>
3523	The value provided for the Component - Rate Type field contains was {}; it must contain R = Regular (US/MEX/CAN) N = Nonprofit or M = Repositionable Component when the .cpt Component - Class field is populated with 3 = Std Mail	Populate the .cpt Component - Rate Type field with R, N, or M when the .cpt Component - Class field is populated with 3.	.cpt
3524	The value provided for the Component - Rate Type field was {}; it must contain B = Bound Printed Matter L = Library F = Media Mail when the .cpt Component - Class field is populated with 4 = Pkg Services	Populate the .cpt Component - Rate Type field with B, L, or F when the .cpt Component - Class field is populated with 4.	.cpt
3525	The .hdr MPU / C Record Count field must match the Record Count of the MPU / C Relationship file.	Populate the .hdr MPU / C Record Count field with a value that is equal to the Record Count of the MPU / C Relationship file.	.mpu
3526	The .hdr Mail Postage Account Record Count field must match the Record Count of the Mailer Postage Account file.	Populate the .hdr Postage Account Record Count field with a value that is equal to the Record Count of the Mailer Postage Account file.	.mpa
3527	The .hdr Container Summary Record Count field must match the Record Count of the Container Summary file.	Populate the .hdr Container Summary Record Count field with a value that is equal to the Record Count of the Container Summary file.	.csm
3530	The .par USPS Postage Statement ID field must be populated with a numeric value when populated.	Populate the .par USPS Postage Statement ID field with a numeric value when populated.	.par
3542	For MLOCR mailings, the .seg Class Defining Preparation field value provided was {}; it cannot contain 6 = Std/Periodicals Co-Mailings.	Populate the .seg Class Defining Preparation field with a value other than 6 for MLOCR mailings.	.mpu
3543	For MLOCR mailings, the .mpu Mail Piece Unit - Processing Category field value provided was {}; it must be CD = Cards, LT = Letters, or FL = Flats when the .mpu Mail Piece Unit - Class field is populated with 1 = First Class .	Populate the .mpu Mail Piece Unit - Processing Category field with CD = Cards, LT = Letters, or FL = Flats when the .mpu Mail Piece Unit - Class field is populated with 1.	.mpu
3544	For MLOCR mailings, the .cqt Rate Category field value provided was {}; it cannot contain E= 5 Digit Barcode, H= 3 Digit Barcode, L3= ADC BC, L4= MxADC BC, N= Presort (1C, 4C, or S= Single Piece when the .mpu Mail Piece Unit - Class field is populated with 1=First-class.	Populate the .cqt Rate Category field with a value other than E, H, L3, L4, N, or S when the .mpu Mail Piece Unit - Class field is populated with 1.	.cqt

<b>Error Number</b>	<b>Mail.dat client Error Message</b>	<b>Action</b>	<b>Error Location</b>
3545	For MLOCR mailings, the .mpu Mail Piece Unit - Processing Category field must be populated with LT = Letters when the .mpu Mail Piece Unit - Class field is populated with 3 = Std Mail. The value provided was {}	Populate the .mpu Mail Piece Unit - Processing Category field with LT when the .mpu Mail Piece Unit - Class field is populated with 3.	.mpu
3546	For MLOCR Mailings, the .mpu Mail Piece Unit - Weight field with a value that is less than or equal to 3.3 ounces when the .mpu Mail Piece Unit - Processing Category field is populated with LT = Letters or CD = Cards, the .mpa Postage Payment Method field is populated with L = Metered: Lowest C = Metered: Correct P = Permit G = Gov't - Fed (use Permit) M = Metered: Neither the .mpu Mail Piece Unit - Class field is populated with 1, and the .cqt Rate Category field is populated with 1 = First Class, E = 5 Digit Barcode, H = 3 Digit Barcode, L1 = AADC BC ,L2 = MxAADC BC ,L3 = ADC BC ,L4 = MxADC BC, N = Presort (1C, 4C) or S = Single Piece. The value provided was {}	Populate the .mpu Mail Piece Unit - Weight field with a values that is less than or equal to 3.3 ounces when the .mpu Mail Piece Unit - Processing Category field is populated with LT = Letters or CD = Cards, the .mpa Postage Payment Method field is populated with L, C, P, G or M, the .mpu Mail Piece Unit - Class field is populated with 1, and the .cqt Rate Category field is populated with E, H, L1, L2, L3, L4, N, or S.	.mpu
3547	The value provided for The .csm Container Type field was {}; It must contain O = 1' Tray, T = 2' Tray, E = EMM Tray, F = Flat Tub, L =Logical Tray (MLOCR), M = Logical Pallet (MLOCR), P = Pallet, G = EIRS 66 – General Purpose Mail Container w/Gate, D = EIRS 68 – Eastern Region Mail Container w/Web Door, R = EIRS 84 – Wire Container Rigid, C = EIRS 84C – Collapsible Wire Container, H = EIRS 61 – Hamper, Large Canvas, or A = EIRS 61P – Hamper, Large Plastic for an MLOCR processing.	Populate the .csm Container Type field with O, T, E, F, L, M, P, G, D, R C H, or A for an MLOCR processing.	.csm
3548	For MLOCR Mailings, the .mpa Postage Payment Method field contains an invalid value; it must contain L, C, P, M, G or S when the .mpu Mail Piece Unit - Class field is populated with 3 and the .mpu Mail Piece Unit - Processing Category field is populated with LT = Letters. L = Metered: Lowest C = Metered: Correct P = Permit M = Metered: Neither G = Gov't - Fed (use Permit) S = Stamp 3= Std Mail	Populate the .mpa Postage Payment Method field with L, C, P, M, G or S when the .mpu Mail Piece Unit - Class field is populated with 3 and the .mpu Mail Piece Unit - Processing Category field is populated with LT for MLOCR mailings.	.mpa
3555	The .cqt Container ID field does not have a corresponding parent .csm Container ID.	Populate the .cqt Container ID field with a value that exists in the .csm Container ID field.	Referential Integrity
3556	The .cqt Mail Piece Unit ID field does not have a corresponding parent .mpu Mail Piece Unit ID.	Populate the .cqt Mail Piece Unit ID field with a value that exists in the .mpu Mail Piece Unit ID field.	Referential Integrity

<b>Error Number</b>	<b>Mail.dat client Error Message</b>	<b>Action</b>	<b>Error Location</b>
3557	There cannot be duplicate primary keys in the .cqt file (CQT Database ID).	Populate the .cqt CQT Database ID field with a unique value for each .cqt record.	Referential Integrity
3558	The .mpu Job ID field does not match the .hdr Job ID field.	Populate the .mpu Job ID field with the same value that is populated in the .hdr Job ID field.	Referential Integrity
3559	The .mpu Segment ID field does not have a corresponding parent .seg Segment ID.	Populate the .mpu Segment ID field with a value that exists in the .seg Segment ID field.	Referential Integrity
3560	There cannot be duplicate primary keys in the .mpu file (Segment ID, MPU ID).	Populate the .mpu Segment ID and .mpu Mail Piece Unit ID field with unique values for each .mpu record.	Referential Integrity
3561	The .pqt Job ID field does not match the .hdr Job ID field.	Populate the .pqt Job ID field with the same value that is populated in the .hdr Job ID field.	Referential Integrity
3562	The .pqt CQT Database ID does not have a corresponding parent .cqt CQT Database ID.	Populate the .pqt CQT Database ID field with a value that exists in the .cqt CQT Database ID field.	Referential Integrity
3564	The .pdr Job ID field does not match the .hdr Job ID field.	Populate the .pdr Job ID field with the same value that is populated in the .hdr Job ID field.	Referential Integrity
3567	There cannot be duplicate primary keys in the .pdr file (Piece ID).	Populate the .pdr Piece ID field with a unique value for each .pdr record.	Referential Integrity
3568	The .cpt Job ID field does not match the .hdr Job ID field.	Populate the .cpt Job ID field with the same value that is populated in the .hdr Job ID field.	Referential Integrity
3569	There cannot be duplicate primary keys in the .cpt file (Component ID).	Populate the .cpt Component ID field with a unique value for each record.	Referential Integrity
3570	The .mcr Job ID field does not match the .hdr Job ID field.	Populate the .mcr Job ID field with the same value that is populated in the .hdr Job ID field.	Referential Integrity
3571	The .mcr Segment ID and .mar Mail Piece Unit ID fields do not have a corresponding parent .mpu Segment ID and .mpu Mail Piece Unit ID.	Populate the .mcr Segment ID and .mcr Mail Piece Unit ID field with a value that exists in the .mpu file.	Referential Integrity

<b>Error Number</b>	<b>Mail.dat client Error Message</b>	<b>Action</b>	<b>Error Location</b>
3573	The .mcr Component ID does not have a corresponding parent .cpt Component ID.	Populate the .mcr Component ID field with a value that exists in the .cpt file.	Referential Integrity
3574	The .mcr Additional Postage MPA ID does not have a corresponding parent .mpa MPA ID.	Populate the .mcr Primary MPA ID field with a value that exists in the .mpa MPA ID file.	Referential Integrity
3575	The .mcr Primary MPA ID does not have a corresponding parent .mpa MPA ID.	Populate the .mcr Additional Postage MPA ID field with a value that exists in the .mpa MPA ID file.	Referential Integrity
3576	There cannot be duplicate primary keys in the .mar file (Segment ID, MPU ID, Component ID).	Populate the .mcr Segment ID, Mail Piece Unit ID, and Component ID fields with unique values for each .mcr record.	Referential Integrity
3577	The .par Job ID field does not match the .hdr Job ID field.	Populate the .par Job ID field with the same value that is populated in the .hdr Job ID field.	Multiple Files
3581	There cannot be duplicate primary keys in the .par file (Segment ID, MPU ID, Component ID, Sequence Number).	Populate the .par Segment ID, Mail Piece Unit ID, Component ID, and Sequence Number fields with unique values for each .par record.	Referential Integrity
3582	The .mpa Job ID field does not match the .hdr Job ID field.	Populate the .mpa Job ID field with the same value that is populated in the .hdr Job ID field.	Referential Integrity
3583	There cannot be duplicate primary keys in the .mpa file (MPA - Unique Sequence/Grouping ID).	Populate the .mpa MPA - Unique Sequence/Grouping ID field with a unique value for each .mpa record.	Referential Integrity
3587	The .imr Job ID field does not match the .hdr Job ID field.	Populate the .imr Job ID field with the .hdr Job ID field.	Referential Integrity
3588	The .imr Container ID field does not have a corresponding parent .csm Container ID.	Populate the .imr Container ID field with a value that exists in the .csm Container ID.	Referential Integrity
3589	There cannot be duplicate primary keys in the .imr file (Container ID, IMR Unique ID).	Populate the .IMR Unique ID and Container ID fields with a unique value for each .imr record.	Referential Integrity

<b>Error Number</b>	<b>Mail.dat client Error Message</b>	<b>Action</b>	<b>Error Location</b>
3594	The value provided for The .csm Sibling Container Indicator field was {}; it must be blank when the .csm Container Status field is populated with R = Ready to pay and the .mpu Mail Piece Unit - Class field is populated with 2 = Periodicals.	Verify that the .csm Sibling Container Indicator field is not populated when the .csm Container Status field is populated with R and the .mpu Mail Piece Unit - Class field is populated with 2.	.csm
3595	For MLOCR Mailings, there must be at least one .csm Container Type field value of M = Logical Pallet (MLOCR) or L = Logical Tray (MLOCR) when the .seg Logical/Physical Container field is populated with L = Logical Container. The value provided was {}.	Populate the .csm Container Type field with M or L when the .seg Logical/Physical Container field is populated with L for MLOCR mailings.	.csm
3596	At least one .cqt or .imr Service Level Indicator field must be populated with F= Full Service when the .seg Full-Service Participation Indicator field is populated with M= Mixed (Basic and Full Mixed). The value provided was {}	Populate at least one .cqt or .imr Service Level Indicator field with F when the .seg Full-Service Participation Indicator field is populated with M.	Multiple Files
3597	The first 9 digits of the .imr IM/TM/ Barcode Upper Serialization field and the .imr IM/TM/ Barcode Lower Serialization field must be populated with the same value if the first digit of the .imr IM/TM/ Barcode Lower Serialization field is equal to 9.	Populate the .imr IM/TM/ Barcode Upper Serialization field and the .imr IM/TM/ Barcode Lower Serialization field with the same value when the first digit of the .imr IM/TM/ Barcode Lower Serialization field is equal to 9.	.imr
3598	The .csm Segment ID field does not have a corresponding parent .seg Segment ID.	Populate the .csm Segment ID field with a value that matches the .seg Segment ID field.	Referential Integrity
3599	There cannot be duplicate primary keys in the .csm file (Segment ID, Container ID).	Populate the .csm Container ID and .csm Segment ID fields with a unique value for each .csm record.	Referential Integrity
3600	The .cqt Job ID field does not match the .hdr Job ID field.	Populate the .cqt Job ID field with a value that matches the .hdr Job ID field.	Referential Integrity
3601	The .seg Job ID field does not match the .hdr Job ID field.	Populate the .seg Job ID field with the same value that is populated in the .hdr Job ID field.	Referential Integrity
3602	There cannot be duplicate primary keys in the .seg file (Segment ID).	Populate the .seg Segment ID field with a unique value for each record.	Referential Integrity

<b>Error Number</b>	<b>Mail.dat client Error Message</b>	<b>Action</b>	<b>Error Location</b>
3603	The .csm Job ID field does not match the .hdr Job ID field.	Populate the .csm Job ID field with the same value that is populated in the .hdr Job ID field.	Referential Integrity
3604	The Total Number of Copies from all .csm child handling unit records must equal the .csm Number of Copies for the parent record.	Populate the .csm Number of Copies for the parent container with a value that is equal to the total Number of Copies from all child handling units.	Referential Integrity
3605	The Total Number of Pieces from all .csm child handling unit records must equal the .csm Number of Pieces for the parent record.	Populate the .csm Number of Pieces for the parent container with a value that is equal to the total Number of Pieces from all child handling units.	Referential Integrity
3606	The .csm Container ID field of the parent container must match .csm Parent Container Reference ID of the child container.	Populate the .csm Container ID of the parent container with a value that matches the .csm Parent Container Reference ID field of the child container.	Referential Integrity
3607	The .csm Container ID field of the parent container must match the .cqt Container ID field of the child container in the .cqt file.	Populate the .csm parent Container ID field with a value that matches the child container's .cqt Container ID.	Referential Integrity
3608	The Total Number of Copies from all .cqt child handling unit records must equal the .csm parent record's Number of Copies.	Populate the .csm Number of Copies for the parent record with a value that is equal to the total Number of Copies for all .cqt handling unit records.	Referential Integrity
3609	Referential Integrity Error: The Total Number of Pieces from all .cqt child handling unit records must equal the .csm parent record's Number of Pieces.	Populate the .csm Number of Pieces for the parent record with a value that is equal to the total Number of Pieces for all .cqt handling unit records.	Referential Integrity
3610	The .seg SEG Record Status field does not match the .hdr Segment File Status field.	Populate the .seg SEG Record Status field with the same value that is populated in the .hdr Segment File Status field.	Referential Integrity
3611	The .mpu MPU Record Status field does not match the .hdr Mail Piece Unit File Status field.	Populate the .mpu MUP Record Status field with the same value that is populated in the .hdr Mail Piece Unit File Status field.	Referential Integrity



<b>Error Number</b>	<b>Mail.dat client Error Message</b>	<b>Action</b>	<b>Error Location</b>
3612	The .mcr MCR Record Status field does not match the .hdr MPU / C Relationship File Status field.	Populate the .mcr MCR Record Status field with the same value that is populated in the .hdr MPU / C Relationship File Status field.	Referential Integrity
3613	The .mpa MPA Record Status field does not match the .hdr Mailer Postage Account File Status field.	Populate the .mpa MPA Record Status field with the same value that is populated in the .hdr Mailer Postage Account File Status field.	Referential Integrity
3614	The .cpt CPT Record Status field does not match the .hdr Component File Status field.	Populate the .cpt CPT Record Status field with the same value that is populated in the .hdr Component File Status field.	Referential Integrity
3615	The .csm CSM Record Status field does not match the .hdr Container Summary File Status field.	Populate the .csm CSM Record Status field with the same value that is populated in the .hdr Container Summary File Status field.	Referential Integrity
3616	The .cqt CQT Record Status field does not match the .hdr Container Quantity File Status field.	Populate the .cqt CQT Record Status field with the same value that is populated in the .hdr Container Quantity Status field.	Referential Integrity
3617	The .pqt PQT Record Status field does not match the .hdr Package Quantity File Status field.	Populate the .pqt PQT Record Status field with the same value that is populated in the .hdr Package Quantity Status field.	Referential Integrity
3619	The .pdr PDR Record Status field does not match the .hdr Piece Detail File Status field.	Populate the .pdr PDR Record Status field with the same value that is populated in the .hdr Piece Detail File Status field.	Referential Integrity
3620	The .par PAR Record Status field does not match the .hdr Postage Adjustment File Status field.	Populate the .par PAR Record Status field with the same value that is populated in the .hdr Postage Adjustment File Status field.	Referential Integrity



<b>Error Number</b>	<b>Mail.dat client Error Message</b>	<b>Action</b>	<b>Error Location</b>
3621	The .imr IMR Record Status field does not match the .hdr Intelligent Mail Range File Status field.	Populate the .imr IMR Record Status field with the same value that is populated in the .hdr Intelligent Mail Range Status field.	Referential Integrity
3623	[File Name] File status of [Record number] does not match the header file status.		Referential Integrity
3630	The Total Number of Copies from all .pqt child handling unit records must equal the .cqt parent record's Number of Copies.	Verify that the Total Number of Copies from all .pqt Child Handling Units equals the .cqt Parent Record's Number of Copies.	Referential Integrity
3631	The Total Number of Pieces from all .pqt child handling unit records must equal the .cqt parent record's Number of Pieces.	Verify that the Total Number of Pieces from all .pqt Child Handling Units equals the .cqt Parent Record's Number of Pieces.	Referential Integrity
3634	The .csm Sibling Container Reference ID does not have a matching .csm Container ID.	Populate the .csm Sibling Container Reference ID with a value that matches a .csm Container ID.	Referential Integrity
3635	A physical container cannot be referenced as a sibling container by another container.	Do not reference a physical container as a sibling container.	Referential Integrity
3636	A container with the .csm Sibling Container Indicator field populated with Y=Yes, must be referenced by other containers. The value provided was {}.	When the .csm Sibling Container Indicator field is populated with Y, other containers must be referenced.	Referential Integrity
3638	The .seg Container and Bundle Charge Method field value provided was {}; it must contain 0 – no publications in the mailing when the .seg Class Defining Preparation field is not populated with 2 = Periodicals.	Populate the .seg Container and Bundle Charge Method field with 0 when the .seg Class Defining Preparation field is not populated with 2.	.seg
3639	The value provided for the .cpt Component - Rate Type field was {}; it must contain R = Regular (US/MEX/CAN), S = Science of Agriculture, C = Classroom, W = Science of Agriculture Limited Circulation, Y = Regular Limited Circulation, M = Repositionable Component, Z - Included, part of host postage, or H = Per Ride-Along when Component - Class is populated with 5 = Per Pending.	Populate the .cpt Component - Rate Type field with R, N, S, C, W, Y, M, Z, or H when Component - Class is populated with 5	.cpt
3640	The .mpu Mail Piece Unit - Rate Type and .mpu Mail Piece Unit - Processing Category fields are required when populating the .mpu Mail Piece Unit - Class field.	Populate the .mpu Mail Piece Unit - Rate Type and .mpu Mail Piece Unit - Processing Category fields when populating the .mpu Mail Piece Unit - Class field.	.mpu

<b>Error Number</b>	<b>Mail.dat client Error Message</b>	<b>Action</b>	<b>Error Location</b>
3644	The .cpt Component - Processing Category field does not match the .mpu Mail Piece Unit - Processing Category field.	Populate the .cpt Component - Processing Category field with a value that matches the .mpu Mail Piece Unit - Processing Category field value.	Referential Integrity
3647	For Full Service Processing, the .pdr IM/TM/Barcode field ; it must contain 31 alphanumeric characters followed by spaces when the .seg Principal Processing Category field is populated with LT = Letters, FL = Flats, or CD = Cards.	Populate the .pdr IM/TM/Barcode field with 31 alphanumeric characters followed by spaces when the .seg Principal Processing Category field is populated with LT = Letters, FL = Flats, or CD = Cards.	.pdr
3648	When the .mcr - Primary MPA ID field is populated with a .mpa MPA - Unique Sequence/Grouping ID that has a .mpa Postage Payment method of M = Metered: Neither L = Metered: Lowest C = Metered: Correct or S = Stamp, then the .mar -Additional Postage MPA ID field must be populated with a .mpa MPA - Unique Sequence/Grouping ID that has a .mpa Postage Payment Method of P = Permit or G = Gov't - Fed (use Permit). The value provided was {}.	Populate the .mcr Additional Postage MPA ID field with a .mpa MPA - Unique Sequence/Grouping ID that has a .mpa Postage Payment Method of P or G.	Multiple Files
3650	The .pqt Package Level field value provided was {}; it must contain A = Firm, B = Carrier Route, C = 5 Digit, D = Unique 3-F = 3 Digit, H = ADC, I = AADC, K = Origin MxADC, L = MxADC, M = MxAADC, T = 3-D Scheme, U = 5-D Scheme + L007, V = NDC or X = FSS Sort plan when the .mpu Mail Piece Unit - Class field is populated with 2 (Periodicals). The value provided was {}	Populate the .pqt Package Level field with A, B, C, D, F, H, I, K, L, M, T, U, V, or X when the .mpu Mail Piece Unit - Class field is populated with 2.	.pqt
3651	The .pqt Package Level field value provided was {}; it must contain A = Firm, B = Carrier Route, C = 5 Digit, D = Unique 3-F = 3 Digit, H = ADC, I = AADC, K = Origin MxADC, L = MxADC, M = MxAADC, O = Working, R = Parcel, S = Multi-pc Parcel, T = 3-D Scheme, U = 5-D Scheme + L007, V = NDC, X = FSS Sort plan or Y = Alt Del - Bas when the .mpu Mail Piece Unit - Class is not populated with 1 (First class), 3 (Std Mail), or 4 (Pkg Services) .	Populate the .pqt Package Level field with A, B, C, D, F, H, I, K, L, M, O, R, S, T, U, V, X or Y when the .mpu Mail Piece Unit - Class is not populated with 1, 3, or 4	.pqt

Error Number	Mail.dat client Error Message	Action	Error Location
3653	The .seg Automation Coding Date field cannot be populated with a date that is earlier than 90 calendar days before the .csm Postage Statement Mailing Date when the .cqt Rate Category field is populated with A= Saturation – ECR, B= High Density – ECR, D= Carrier Route, O, or X= Alt Delivery - CR. The value provided was {}	Populate the .seg Automation Coding Date field with a value that is less than 90 calendar days before the .csm Postage Statement Mailing Date when the .cqt Rate Category field is populated with A, B, D, O, or X.	Multiple Files
3657	The .pdr IM/TM/ Barcode field provided value was {}; it must contain 34 alphanumeric characters when the .seg Principal Processing Category field is populated with IR= Irregular Parcel, MP= Machinable Parcel, or PF= Parcel, First Class.	Populate the .pdr IM/TM/ Barcode field with 3r alphanumeric characters followed by spaces when the .seg Principal Processing Category field is populated with IR, MP, or PF.	.pdr
3658	The .cqt Rate Category field value provided was {}; it must contain A = Saturation – ECR, A1 = Non Automation Saturation – ECR, B = High Density – ECR, B1 = Non Automation High Density – ECR, D = Carrier Route, D1 = Non Automation Basic – Carrier Route, O = InCounty Basic, E = 5 Digit Barcode, G = 5D Non Barcode, H = 3 Digit Barcode, K = 3D Non Barcode, N = Presort, S = Single-Piece, L1 = AADC BC, L2 = MxAADC BC, L3 = ADC BC, L4 = MxAADC BC, L5 = ADC Non-BC, L6 = MxAADC Non-BC Standard Letters, L7 = AADC Non-BC or L8 = MxAADC Non-BC for when the .mpu Mail Piece Unit - Class field is populated with 3 (Std Mail) and the .mpu Mail Piece Unit - Processing Category field is populated with LT (Letter).	Populate the .cqt Rate Category with A, A1, B, B1, D, D1, O, E, G, H, K, N, S, L1, L2, L3, L4, L5, L6, L7, or L8 for when the .mpu Mail Piece Unit - Class field is populated with 3 and the .mpu Mail Piece Unit - Processing Category field is populated with LT = Letters.	.cqt
3659	The .cqt Rate Category field contains an invalid value; it must contain A = Saturation – ECR, B = High Density – ECR, D= Carrier Route, O = InCounty Basic, PE = 5-digit - Machinable, PQ = NDC - Machinable, PR= Mixed NDC - Machinable, PI = 5-Digit, P7 = NDC, P8 = Mixed NDC, PM = SCF, or S = Single-Piece when the .mpu Mail Piece Unit - Class field is populated with 3 (Std Mail) and the .mpu Mail Piece Unit - Processing Category field is populated with MP (Machinable Parcel).	Populate the .cqt Rate Category with A, B, D, O, PE, PQ, PR, PI, P7, P8, PM, or S when the .mpu Mail Piece Unit - Class field is populated with 3 and the .mpu Mail Piece Unit - Processing Category field is populated with MP.	.cqt

<b>Error Number</b>	<b>Mail.dat client Error Message</b>	<b>Action</b>	<b>Error Location</b>
3660	The .cqt Rate Category field value provided was {}; it must contain A = Saturation – ECR, B = High Density – ECR, D = Carrier Route, O = InCounty Basic, P5 = NDC – Non Machinable, P6 = Mixed NDC – Non Machinable, P7 = NDC, P8 = Mixed NDC, PG= 5-digit – Non Machinable, PI = 5-Digit, PK = SCF – Non Machinable, PM = SCF, or S = Single-Piece when the .mpu Mail Piece Unit - Class field is populated with 3 (Std Mail) and the .mpu Mail Piece Unit - Processing Category field is populated with IR (Irregular Parcel).	Populate the .cqt Rate Category with A, B, D, O, P5, P6, P7, P8, PG, PI, PK, PM, or S when the .mpu Mail Piece Unit - Class field is populated with 3 and the .mpu Mail Piece Unit - Processing Category field is populated with IR.	.cqt
3661	For .cqt File Processing, the .cqt Rate Category contains an invalid value; it must contain NG, NK, N5, and N6 for Standard Mail - NFM.		
3662	The .par Segment ID, Mail Piece Unit ID, and Component ID fields must have a corresponding parent .mcr Segment ID, Mail Piece Unit ID and Component ID.	Populate the .par Segment ID, Mail Piece Unit ID, and Component ID fields with a value that corresponds to a parent .mcr Segment ID, Mail Piece Unit ID, and Component ID.	.seg
3664	The .mpa USPS Publication Number field must be populated with a numeric value to validate against the <i>PostalOne!</i> permit data.	Populate the .mpa USPS Publication Number field with a numeric value.	.mpa
3665	The .mpa Permit Number field must be populated with a numeric value to validate against the <i>PostalOne!</i> permit data.	Populate the .mpa Permit Number field with a numeric value.	.mpa
3669	The .mcr Primary MPA ID field must match the .mpa MPA Unique Sequence/Grouping ID field of the first job submission. The value provided was[.].	Populate the .mcr Primary MPA ID field with the same value as the .mpa MPA Unique Sequence/Grouping ID field of the first job submission.	.mpa
3670	The .mpu Mail Piece Unit - Class value provided was {}; it must contain the same value as the .seg Class Defining Preparation for all mail except for Pending Periodicals or when the .seg Class Defining Preparation field is populated with 6 = Std/Periodicals Co-Mailings .	Populate the .mpu Mail Piece Unit - Class field with the same value as the .seg Class Defining Preparation field.	Multiple Files
3672	For MLOCR Mailings, the .cpt Component - Weight, .cpt Component - Weight: Source, and .cpt Component - Weight: Status fields must be populated.	Populate the .cpt Component - Weight, .cpt Component - Weight: Source, and .cpt Component - Weight: Status fields.	MLOCR Mailings
3673	The job submitted is currently being processed.	Allow original job to complete processing before submitting an update job.	Updates

<b>Error Number</b>	<b>Mail.dat client Error Message</b>	<b>Action</b>	<b>Error Location</b>
3674	One field between the .mpa USPS Publication Number and the .mpa Permit Number must be populated.	Populate either the .mpa USPS Publication Number field or the .mpa Permit Number field.	.mpa
3675	The .cpt Component - Rate Type field must be populated with R = Regular (US/MEX/CAN) or Z - Included, part of host postage when the .cpt Component - Class field is populated with 1 = First Class and mpu. Mail Piece Unit - Class field is populated with 2 = Periodicals, 4 = Pkg Services, or 5 = Per Pending. The value provided was {}	Populate the .cpt Component - Rate Type field with R or Z when the .cpt Component - Class field is populated with 1 and mpu. Mail Piece Unit - Class field is populated with 2, 4, or 5.	Multiple Files
3676	The .cpt Component - Rate Type field must be populated with R = Regular (US/MEX/CAN) or Z - Included, part of host postage when the .cpt Component - Class field is populated with 3 = Std Mail and .mpu Mail Piece Unit - Class field is populated with 2 = Periodicals, 4 = Pkg Services, or 5 = Per Pending. The value provided was {}	Populate the .cpt Component - Rate Type field with R or Z when the .cpt Component - Class field is populated with 3 and mpu. Mail Piece Unit - Class field is populated with 2, 4, or 5.	Multiple Files
3677	The .csm Postage Statement Mailing Date field is required when the .csm Sibling Container Indicator field is not populated and the .csm Container Status field is populated with R=Ready to pay. The value provided was {}.	Populate the .csm Postage Statement Mailing Date field when the .csm Sibling Container Indicator field is not populated and the .csm Container Status field is populated with R.	.csm
3678	For an update job, the .csm Container Status field must be populated.	Populate the .csm Container Status field for update jobs.	Updates
3679	For MLOCR mailings, .csm Container Status field cannot be changed to P=Preliminary postage statement.	Do not attempt to update the .csm Container Status field to P for MLOCR mailings.	MLOCR Mailings
3681	The .cpt Component - Rate Type field contains an invalid value; it must contain R = Regular (US/MEX/CAN), N = Nonprofit, S = Science of Agriculture, C = Classroom, B = Bound Printed Matter, H = Per Ride-Along, M = Repositionable Component, P = Parcel Post, L = Library, F = Media Mail, B = Bound Printed Matter, I = First Class Permit Reply Mail, D = Parcel Select, W = Science of Agriculture Limited Circulation, Y = Regular Limited Circulation, or Z - Included, part of host postage. The value provided was {}	Populate the .cpt Component - Rate Type field with R, N, S, C, B, H, M, P, L, F, B, I, D, W, Y, or Z.	.cpt

<b>Error Number</b>	<b>Mail.dat client Error Message</b>	<b>Action</b>	<b>Error Location</b>
3682	The .cpt Component - Rate Type field contains an invalid value; it must contain R = Regular (US/MEX/CAN), N = Nonprofit, S = Science of Agriculture, C = Classroom, B = Bound Printed Matter, H = Per Ride-Along, M = Repositionable Component, L = Library, F = Media Mail, I = First Class Permit Reply Mail, V = FCM Election Mail, W = Science of Agriculture Limited Circulation, Y = Regular Limited Circulation, or Z - Included, part of host postage.The value provided was {}	Populate the .cpt Component - Rate Type field with R, N, S, C, B, H, M, L, F, I, V, W, Y, or Z.	.cpt
3682	The .cpt Component - Rate Type field contains an invalid value; it must contain R = Regular (US/MEX/CAN), N = Nonprofit, S = Science of Agriculture, C = Classroom, B = Bound Printed Matter, H = Per Ride-Along, M = Repositionable Component, L = Library, F = Media Mail, I = First Class Permit Reply Mail, V = FCM Election Mail, W = Science of Agriculture Limited Circulation, Y = Regular Limited Circulation, or Z - Included, part of host postage.The value provided was {}	Populate the .cpt Component - Rate Type field with R, N, S, C, B, H, M, L, F, I, V, W, Y, or Z.	.cpt
3683	There can be no characters after the Closing Character.		Multiple Files
3684	The .mpa Postage Payment Method field can only be populated with T = Per Pend (using Permit)when the Mail Piece Unit - Class field is populated with 5 = Per Pending.The value provided was {}.	Populate the .mpa Postage Payment Method field with T when the .mpu Mail Piece Unit - Class field is populated with 5.	.mpa
3686	The value provided for The .csm Container Status field was {}; it must contain P=Preliminary postage statement, R=Ready to pay or O=Original (when populated) for original submissions.	Populate the .csm Container Status field with P, R, or O for original job submissions.	.csm
3689	.par records cannot be submitted when the .mpu Mail Piece Unit - Class field is populated with 2== Periodicals.	Do not attempt to submit a .par file when the .mpu Mail Piece Unit - Class field is populated with 2.	.par
3690	The .csm parent Container ID must match the .imr sibling container's Container ID (.imr).	Populate the .csm Container ID with the same value as .imr Container ID for the sibling container.	Referential Integrity
3691	The .imr Piece Count must equal a count between the .csm parent record's Number of Pieces and Number of Copies.	Verify that .imr Piece Count is equal to a count between the .csm parent record's Number of Copies and Number of Pieces.	Referential Integrity
3692	Service Level Indicator is a required field in the .cqt file.	Populate the .cqt Service Level Indicator field.	.cqt
3694	The .par File cannot be submitted if any PAR records have previously been submitted	Do not attempt to submit a second .par file to the same job.	.par



<b>Error Number</b>	<b>Mail.dat client Error Message</b>	<b>Action</b>	<b>Error Location</b>
3696	The .csm Scheduled Pick Up Date field required when .csm Scheduled Pick Up Time field is populated.	Populate the .csm Scheduled Pick Up Date field when the .csm Scheduled Pick Up Time field is populated.	.csm
3697	SASP Preparation Options field contains an invalid value; it must contain F, B or blank.		.seg
3698	Actual Pick Up Date is a required field in the .csm file.	Populate the .csm Actual Pick Up Date field.	.csm
3699	Scheduled Induction Date is a required field in the .csm file.	Populate the .csm Scheduled Induction Date field.	.csm
3700	The .csm Actual Induction Date field is required when the .csm Actual Induction Time field is populated	Populate the .csm Actual Induction Date field when the .csm Actual Induction Time field is populated.	
3701	The .csm Postage Statement Mailing Date field is required when the .csm Postage Statement Mailing Time field is populated	Populate the .csm Postage Statement Mailing Date field when the .csm Postage Statement Mailing Time field is populated.	.csm
3702	The .csm Scheduled Ship Date field is required when Scheduled Ship Time field is populated	Populate the .csm Scheduled Ship Date field when the .csm Scheduled Ship Time field is populated.	.csm
3703	At least one .par record must be associated to a .csm record with a .csm Container Status of R= Ready to pay.	Associate a .par record with a .csm record that has a .csm Container Status for R.	.par
3705	The .mpa Permit Number {3} associated with Finance Number {2} and Permit Type {4} does not have a non-profit status.	Populate the .mpa Permit Number with a value that has a non-profit status.	.mpa
3706	Invalid permit information was entered for the .mpu Mail Piece Unit - Rate Type field populated with S = Science of Agriculture. The value provided was {}	Populate .mpa Permit Number field with a value that maps to .mpu Mail Piece Unit - Rate Type S.	.mpa
3707	An invalid .cpt Component - Class was entered to claim special rates.	Populate the .cpt Component - Class field with a value that will map to special rates.	.cpt
3708	Unable to find valid rate code for the permit.	Populate the .mpa Permit Number field with a valid value.	.mpa
3709	Invalid permit information was entered for the .mpu Mail Piece Unit - Rate Type field populated with N = Nonprofit.The value provided was {}	Populate .mpa Permit Number field with a value that maps to .mpu Mail Piece Unit - Rate Type N.	.mpa
3710	Permit information entered for the .mpu Mail Piece Unit - Rate Type field is populated with C = Classroom. The value provided was {}.	Populate .mpa Permit Number field with a value that maps to .mpu Mail Piece Unit - Rate Type C.	.mpa

<b>Error Number</b>	<b>Mail.dat client Error Message</b>	<b>Action</b>	<b>Error Location</b>
3711	An invalid .cpt Component - Class was entered to claim special rates.	Populate the .cpt Equivalent Component ID field with a value that exists.	.cpt
3712	The .hdr Contact Telephone Number field must be populated with a numeric value.	Populate the .hdr Contact Telephone Number field with a numeric value.	.hdr
3713	The .par file has already been used to adjust the postage statement.	Do not attempt to submit a .par file to adjust a postage statement that was previously adjusted by a .par file.	.par
3714	The .pdr file has already been used to adjust the postage statement. The .par file cannot be submitted to adjust the postage statement.	Do not attempt to submit a .par file if a .pdr file was previously submitted to adjust the postage statement.	Multiple Files
3715	For MLOCR Mailings, there must be at least one .csm record with the .csm Container Type field populated with L=Logical Tray. The value provided was {}.	Populate the .csm Container Type field with L for at least one record for MLOCR mailings.	MLOCR Mailings
3716	For Full or Mixed Service mailings, there must be at least one sibling physical handling unit / container for each logical handling unit / container within the .csm file when the .csm Container Status field is populated with R=Ready to pay. The value provided was {}.	Include at least one sibling physical handling unit or container for each logical handling unit or container when the .csm Container Status field is populated with R.	MLOCR Mailings
3717	The .cpt Component - Periodical Ad Percentage field must be populated with a value that is less than or equal to 100%.	Populate the .cpt Component - Periodical Ad Percentage field with a value that is less than or equal to 100%	.cpt
3737	The .cqt Container Charge Allocation field must be populated with 7 digits.	Populate the .cqt Container Charge Allocation field with a 7 digit value.	.cqt
3738	The .par Adjustment Amount field must be populated with 9 digits.	Populate the .par Adjustment Amount field with a 9 digit value.	.par
3739	The .mpu Mail Piece Unit - Weight field must be populated with 6 digits.	Populate the .mpu Mail Piece Unit - Weight field with a 6 digit value.	.mpu
3740	The .mpu Mail Piece Unit - Length field must be populated with 7 digits.	Populate the .mpu Mail Piece Unit - Length field with a 7 digit value.	.mpu
3741	The .mpu Mail Piece Unit - Width field must be populated with 6 digits.	Populate the .mpu Mail Piece Unit - Width field with a 6 digit value.	.mpu
3742	The .mpu Mail Piece Unit - Thickness field must be populated with 6 digits.	Populate the .mpu Mail Piece Unit - Thickness field with a 6 digit value.	.mpu



<b>Error Number</b>	<b>Mail.dat client Error Message</b>	<b>Action</b>	<b>Error Location</b>
3743	The .mpu Pre-Denominated Amount field must be populated with 5 digits.	Populate the .mpu Mail Piece Unit - Thickness field with a 5 digit value.	.mpu
3744	The .cpt Component - Weight field must be populated with 6 digits in the .cpt file.	Populate the .cpt Component - Weight field with a 6 digit value.	.cpt
3745	The .cpt Component - Length field must be populated with 7 digits in the .cpt file.	Populate the .cpt Component - Length field with a 7 digit value.	.cpt
3746	The .cpt Component - Width field must be populated with 6 digits in the .cpt file.	Populate the .cpt Component - Width field with a 6 digit value.	.cpt
3747	The .cpt Component - Thickness field must be populated with 6 digits in the .cpt file.	Populate the .cpt Component - Thickness field with a 6 digit value.	.cpt
3748	The .cpt Component - Periodical Ad Percentage field must be populated with 5 digits in the .cpt file.	Populate the .cpt Component - Periodical Ad Percentage field with a 5 digit value.	.cpt
3749	The .cpt Ad % Basis field must be populated with 6 digits in the .cpt file.	Populate the .cpt Ad% Basis field with a 6 digit value.	.cpt
3750	The .csm Total Weight field must be populated with 12 digits (zero fill prior to numeric).	Populate the .csm Total Weight field with a 12 digit value.	.csm
3751	The .csm Container Gross Weight field must be populated with 12 digits (zero fill prior to numeric).	Populate the .csm Container Gross Weight field with a 12 digit value.	.csm
3752	The .pqt Bundle Charge Allocation field must be populated with 7 digits.	Populate the .pqt Bundle Charge Allocation field with 7 digits.	.pqt
3753	For Full-Service mailings, the .csm Scheduled Induction Date field must be populated when the .csm Entry Point for Entry Discount - Facility Type field is populated with D=DDU. The value provided was {}.	Populate the .csm Scheduled Induction Date field when the .csm Entry Point for Entry Discount - Facility Type field is populated with D.	.csm
3754	For non-incidentals enclosures, the .mar Host Statement Component ID field must be populated with its own .mar Component ID or the host periodicals' .mar Component ID within the same .mar Mail Piece Unit ID. The value provided was[}.	Populate the .mcr Host Statement Component ID field with its own .mcr Component ID or the host periodicals' .mcr Component ID within the same .mcr Mail Piece Unit ID.	Multiple Files

<b>Error Number</b>	<b>Mail.dat client Error Message</b>	<b>Action</b>	<b>Error Location</b>
3755	If the .mpu Mail Piece Unit - Class field is equal to the .cpt Component - Class field and the .cpt Component - Rate Type field is populated with M = Repositionable Component H = Per Ride-Along , then the .mar Host Statement Component ID field must point to a different Component. The value provided was {}	Populate the .mcr Host Statement Component ID field with a different Component ID when the .mpu Mail Piece Unit - Class field is equal to the .cpt Component - Class field and the .cpt Component - Rate Type field is populated with M or H.	.mpu
3756	If the .mpu Mail Piece Unit - Class field does not equal the .cpt Component - Class field and the .cpt Component - Rate Type field is populated with M, H, or Z, and there are multiple potential hosts then the .mar Host Statement Component ID must be populated. M = Repositionable Component H = Per Ride-Along Z = Included, part of host postage. The value provided was {}	Populate the .mcr Host Statement Component ID field when the .mpu Mail Piece Unit - Class field is not equal to the .cpt Component - Class field and the .cpt Component - Rate Type field is populated with M, H, or Z.	Multiple Files
3783	The .mpa USPS Publication Number field must be populated when the .cpt Component - Class is populated with 2 = Periodicals. The value provided was {}.	Populate the .mpa USPS Publication Number field when the .cpt Component - Class field is populated with 2.	Multiple files
3784	The .mpa Permit Number field must be populated when the Component - Class field is populated with 1 = First Class 3 = Std Mail 4 = Pkg Services 5 = Per Pending. The value provided was {}.	Populate the .mpa Permit Number field when the .cpt Component - Class field is populated with 1, 3, 4, or 5.	Multiple Files
3785	Each logical container must be referenced by at least one physical container when the .hdr Mail.dat Presentation Category field is populated with M = MLOCR and the .seg Full Service Participation Category field is populated F=Full Service or M=Mixed (Basic and Full Mixed). The value provided was {}.	Include at least one physical container for each logical container for Full-Service MLOCR mailings.	Multiple Files
3786	The .mpa Non-Profit Authorization Number field is required when the .mpu Mail Piece Unit - Class is populated with 3 = Std Mail and the .mpu Mail Piece Unit - Rate Type field is populated with N = Nonprofit or the .cpt Component - Class field is populated with 3 and the .cpt Component - Rate Type field is populated with N = Nonprofit. The value provided was {}.	Populate the .mpa Non-Profit Authorization Number field when the .mpu Mail Piece Unit - Class is populated with 3 and the .mpu Mail Piece Unit - Rate Type field is populated with N or the .cpt Component - Class field is populated with 3 and the .cpt Component - Rate Type field is populated with N.	Multiple Files
3787	The .pdr record does not have an associated container record.	Include a container record that is associated to the .pdr record.	Multiple Files

<b>Error Number</b>	<b>Mail.dat client Error Message</b>	<b>Action</b>	<b>Error Location</b>
3788	The number of child .pdr records must equal a count between the .csm Number of Pieces and the .csm Number of Copies fields.	Verify that the number of child .pdr records is equal to a count between the .csm Number of Copies and .csm Number of Pieces fields.	Referential Integrity
3790	The .cqt Rate Category field value provided was {}; it cannot contain L = Basic Barcode or N = Presort when the .mpu Mail Piece Unit - Class field is populated with 2 (Periodicals) and the .cqt Periodicals: Not County/In County field is populated with N.	Populate the .cqt Rate Category with a value other than L or N when the .mpu Mail Piece Unit - Class field is populated with 2 and the .cqt Periodicals: Not County/In County field is populated with N.	.cqt
3791	The .cqt Rate Category field value provided was {}; it cannot contain FB = Firm Bundle when the .mpu Mail Piece Unit - Class field is populated with 2 (Periodicals) and the .cqt Periodicals: Not County/In County field is populated with I. The value provided was {}	Populate the .cqt Rate Category with a value other than FB when the .mpu Mail Piece Unit - Class field is populated with 2 and the .cqt Periodicals: Not County/In County field is populated with I.	.cqt
3792	The value provided For change jobs, the .csm CSM Record Status field was {}; it must contain I=Insert record, O=Original, or U=Update.	Populate the .csm CSR Record Status field with I, O, or U for change jobs.	.csm
3793	The .cpt Ad % Basis field must be populated when multiple component records with .cpt Periodical Ad Percentage Treatment field populated with S = Carries own Ad Percentage are associated to a single .mpu record.The value provided was {}	Populate the .cpt Ad % Basis field.	.cpt
3794	The job cannot be updated because an associated postage statement has been finalized.	Do not attempt to submit an update to a job that is associated to a postage statement that has been finalized.	Updates
3795	The container cannot be updated because an associated postage statement has been finalized.	Do not attempt to update a container that is associated to a postage statement that has been finalized.	Updates
3797	For MLOCR Mailings, a planned file cannot be submitted with a container status of R (Ready To Pay).	Populate the .csm Container Status field with a value other than R for a planned file for MLOCR mailings.	MLOCR Mailings

<b>Error Number</b>	<b>Mail.dat client Error Message</b>	<b>Action</b>	<b>Error Location</b>
3798	If the .mpu Mail Piece Unit - Class field does not equal the .cpt Component - Class field and the .cpt Component - Rate Type field is populated with Z = Included, part of host postage, then the .mar Host Statement Component ID field must point to a different Component.	Populate the .mcr Host Statement Component ID field with a different Component ID when the .mpu Mail Piece Unit - Class field is not equal to the .cpt Component - Class field and the .cpt Component - Rate Type field is populated with Z.	Multiple Files
3799	The .mpu Postage Affixed Type field must be populated with M if populated when the .mpa Postage Payment Method field is populated with L, C, or M. M = Meter L = Metered: Lowest C = Metered: Correct M = Metered: Neither	Populate the .mpu Postage Affixed Type field with M if populated when the .mpa Postage Payment Method field is populated with L, C, or M.	Multiple Files
3800	The .mpu Pre-Denominated Amount field must be populated with a value that is greater than zero when the .mpa Postage Payment Method field is populated with M and the associated .mpa Postage Payment Method is also populated with M = Metered: Neither. The value provided was {}	Populate the .mpu Pre-Denominated Amount field with a value that is greater than zero when the .mpa Postage Payment Method field is populated with M and the associated .mpa Postage Payment Method is also populated with M.	.mpa
3801	The .mpu Postage Affixed Type field value provided was {} ; it must contain S = Stamp when the .mpa Postage Payment Method is populated with S = Stamp .	Populate the .mpu Postage Affixed Type field with S when the .mpa Postage Payment Method field is populated with S.	.mpa
3802	The .mpu Pre-Denominated field must be populated with a value that is greater than 0 when the .mpa Postage Payment Method field is populated with S=Stamp and the associated .mpa Postage Payment Method field is also populated with S = Stamp. The value provided was {}	Populate the .mpu Pre-Denominated Amount field with a value that is greater than zero when the .mpa Postage Payment Method field is populated with S and the associated .mpa Postage Payment Method is also populated with S.	.mpa
3803	The .seg Automation Coding Date field cannot be populated with a date that is earlier than 180 calendar days before the .csm Postage Statement Mailing Date when the .cqt Rate Category field is populated with E= 5 Digit Barcode, H= 3 Digit Barcode, L1= AADC BC, L2= MxAADC BC, L3= ADC BC, or L4= MxADC Scythe value provided was {}	Populate the .seg Automation Coding Date field with a value that is less than 1800 calendar days before the .csm Postage Statement Mailing Date when the .cqt Rate Category field is populated with E, H, L1, L2, L3, or L4.	.seg

Error Number	Mail.dat client Error Message	Action	Error Location
3804	For Full-Service Processing, the .cqt Rate Category field value provided was {}; it must contain E = 5 Digit Barcode, H = 3 Digit Barcode, L1 = AADC BC, L2 = MxAADC BC, L3 = ADC BC, or L4 = MxADC BC when the .mpu Mail Piece Unit - Class is populated with 1 (First Class) and the .mpu Mail Piece Unit - Processing Category field is populated with LT (Letter), FL (Flat), or CD (Card). The value provided was {}	Populate the .cqt Rate Category field with E, H, L1, L2, L3, or L4 when the .mpu Mail Piece Unit - Class is populated with 1 and the .mpu Mail Piece Unit - Processing Category field is populated with LT = Letters, FL = Flats, or CD = Cards.	.cqt
3805	For Full-Service Processing, the .cqt Rate Category field value provided was {}; it must contain A = Saturation – ECR, B = High Density – ECR, D = Carrier Route, O = In County Basic, E = 5 Digit Barcode, H = 3 Digit Barcode, L1 = AADC BC, or L2 = MxAADC BC when the .mpu Mail Piece Unit - Class field is populated with 3 (Std Mail) and the .mpu Mail Piece Unit - Processing Category field is populated with LT (Letter). The value provided was {}	Populate the .cqt Rate Category field with A, B, D, O, E, H, L1, or L2 when the .mpu Mail Piece Unit - Class field is populated with 3 and the .mpu Mail Piece Unit - Processing Category field is populated with LT = Letters.	.cqt
3806	For Full-Service Processing, the .cqt Rate Category value provided was {}; it must contain A = Saturation – ECR, B = High Density – ECR, D = Carrier Route, O = InCounty Basic, E = 5 Digit Barcode, H = 3 Digit Barcode, L3, or L4 when the .mpu Mail Piece Unit - Class field is populated with 3 (Std Mail) and the .mpu Mail Piece Unit - Processing Category field is populated with FL (Flat). The value provided was {}	Populate the .cqt Rate Category field with A, B, D, O, E, H, L3, or L4 when the .mpu Mail Piece Unit - Class field is populated with 3 and the .mpu Mail Piece Unit - Processing Category field is populated with FL = Flats.	.cqt
3807	For Full-Service Processing, the .cqt Rate Category field contains an invalid value; it must contain A = Saturation – ECR, B = High Density – ECR, D = Carrier Route, E = 5 Digit Barcode, H = 3 Digit Barcode, O = InCounty Basic, L = Basic Barcode, L1 = AADC BC, L2 = MxAADC BC, L3 = ADC BC, or L4 = MxADC BC, when the .mpu Mail Piece Unit - Class field is populated with 2 (Periodicals), the .mpu Mail Piece Unit - Processing Category field is populated with LT, and the .cqt Periodicals: Not County/In County field is populated with I.	Populate the .cqt Rate Category field with A, B, D, E, H, O, L, L1, L2, L3, or L4 when the .mpu Mail Piece Unit - Class field is populated with 2, the .mpu Mail Piece Unit - Processing Category field is populated with LT, and the .cqt Periodicals: Not County/In County field is populated with I.	.cqt

<b>Error Number</b>	<b>Mail.dat client Error Message</b>	<b>Action</b>	<b>Error Location</b>
3808	For Full-Service Processing, the .cqt Rate Category field contains an invalid value; it must contain A = Saturation – ECR, B = High Density – ECR, D = Carrier Route, E = 5 Digit Barcode, H = 3 Digit Barcode, O = InCounty Basic, L = Basic Barcode, L1 = AADC BC, L2 = MxAADC BC, L3 = ADC BC, or L4 = MxADC BC when the .mpu Mail Piece Unit - Class field is populated with 2 (Periodicals), the .mpu Mail Piece Unit - Processing Category field is populated with FL, and the .cqt Periodicals: Not County/In County field is populated with I.	Populate the .cqt Rate Category field with A, B, D, E, H, O, L, L1, L2, L3, or L4 when the .mpu Mail Piece Unit - Class field is populated with 2, the .mpu Mail Piece Unit - Processing Category field is populated with FL = Flats, and the .cqt Periodicals: Not County/In County field is populated with I.	.cqt
3809	For Full-Service Processing, the .cqt Rate Category field contains an invalid value; it must contain A = Saturation – ECR, B = High Density – ECR, D = Carrier Route, E = 5 Digit Barcode, H = 3 Digit Barcode, O = InCounty Basic, , L1 = AADC BC, L2 = MxAADC BC, L3 = ADC BC, or L4 = MxADC BC, or FB = Firm Bundle when the .mpu Mail Piece Unit - Class field is populated with 2 (Periodicals) and the .mpu Mail Piece Unit - Processing Category field is populated with LT (Letter), and the .cqt Periodicals: Not County/In County field is populated with N .	Populate the .cqt Rate Category field with A, B, D, E, H, O, L1, L2, L3, L4, or FB when the .mpu Mail Piece Unit - Class field is populated with 2 and the .mpu Mail Piece Unit - Processing Category field is populated with LT, and the .cqt Periodicals: Not County/In County field is populated with N .	.cqt
3810	For Full-Service Processing, the .cqt Rate Category field value provided was {}; it must contain E = 5 Digit Barcode, H = 3 Digit Barcode, L3 = ADC BC, L4 = MxADC BC, A = Saturation – ECR, B = High Density – ECR, D = Carrier Route, N = Presort, or O = In County Basic when the .mpu Mail Piece Unit - Class field is populated with 4 (Pkg Services) and the .mpu Mail Piece Unit - Processing Category field is populated with FL (Flat). The field value provided was {}	Populate the .cqt Rate Category field with E, H, L3, L4, A, B, D, N, or O when the .mpu Mail Piece Unit - Class field is populated with 4 and the .mpu Mail Piece Unit - Processing Category field is populated with FL = Flats.	.cqt
3815	The <Field Name> field in the <FileName> file cannot be updated for a MLOCR job.	Do not attempt to update the <Field Name> in the <File Name> for an MLOCR job.	MLOCR Job
3816	The update job is referencing a container that does not exist in the original submission.	Verify that all containers in the update job was included in the original job submission.	Updates
3817	The <Field Name> field in the <File Name> file cannot be updated for a One-Pass MLOCR job.	Do not attempt to update the <Field Name> in the <File Name> for a One-Pass MLOCR job.	Updates



<b>Error Number</b>	<b>Mail.dat client Error Message</b>	<b>Action</b>	<b>Error Location</b>
3818	{2} field in the {1} file cannot be updated for a MLOCR job.	Do not attempt to update the <Field Name> in the <File Name> for a MLOCR job.	Updates
3820	The .csm Entry Point - Actual / Delivery - Locale Key specified must begin with 'LOC' followed by six alphanumeric characters or contain 'ORIGIN' when the .csm Entry Point for Entry Discount - Facility Type field is populated with O=Origin or H=Trans Hub. The value provided was {}.	Populate the .csm Entry Point - Actual/Delivery Locale Key field with 'LOC' followed by 6 alphanumeric characters or 'ORIGIN' when the .csm Entry Point for Entry Discount - Facility Type field is populated with O or H.	.csm
3821	The .csm Entry Point - Actual / Delivery - Locale Key specified must begin with 'LOC' followed by six alphanumeric characters when the .csm Entry Point for Entry Discount - Facility Type field is not populated with O=Origin or H=Trans Hub. The value provided was {}.	Populate the .csm Entry Point - Actual / Delivery Local Key field with 'LOC' followed by 6 alphanumeric characters when the .csm Entry Point for Entry Discount - Facility Type field is not populated with O or H.	.csm
3822	The value provided for .mpa Mail Owner's Lcl Permit Ref Num / Int'l Bill Num and .mpa Mail Owner's Lcl Permit Ref Num / Int'l Bill Num - Type combination was {}; the permit must reference an active permit for the associated .mpa Postage Payment Method at the .mpa Permit ZIP+4 code.	Populate the .mpa Mail Owner's Lcl Permit Ref Num / Int'l Bill Num and .mpa Mail Owner's Lcl Permit Ref Num / Int'l Bill Num - Type field with a value that references an active permit.	.mpa
3823	The .csm Label: IM Container or IM Tray Barcode field must be populated when the .seg Full-Service Participation Indicator field is populated with F=Full Service or M=Mixed (Basic and Full Mixed) and the .csm Sibling Container Indicator field is populated with Y=Yes. The value provided was {}.	Populate the .csm Label: IM Container or IM Tray Barcode field when the .seg Full-Service Participation Indicator field is populated with F or M and the .csm Sibling Container Indicator field is populated with Y.	.csm
3824	Permit information pertaining to the .mpa Mail Owner's Lcl Permit Ref Num field was entered for the .mpu Mail Piece Unit - Rate Type field populated with S. S = Science of Agriculture. The value provided was {}.	Populate .mpa Mail Owner's Lcl Permit Ref Num field with a value that maps to .mpu Mail Piece Unit - Rate Type S.	.mpa
3825	A valid rate code for the .mpa Mail Owner's Lcl Permit Ref Num field cannot be found. The value provided was {}.	Populate the .mpa Mail Owner's Lcl Permit Ref Num field with a value that is associated to a valid rate code.	.mpa

Error Number	Mail.dat client Error Message	Action	Error Location
3826	The CRID {1} associated to the .mpa Mail Owner's Lcl Permit Ref Num /Int'l Bill Num {2} does not map to the .mpu Mail Piece Unit - Rate Type N = Nonprofit. The value provided was {1}.	Populate the the .mpa Mail Owner's Lcl Permit Ref Num /Int'l Bill Num field with a value that is associated with a CRID that maps to .mpu Mail Piece Unit - Rate Type N.	.mpa
3827	Permit information pertaining to the .mpa Mail Owner's Lcl Permit Ref Num field was entered for the .mpu Mail Piece Unit - Rate Type field populated with C=Classroom. The value provided was {}.	Populate .mpa Mail Owner's Lcl Permit Ref Num field with a value that maps to .mpu Mail Piece Unit - Rate Type C	.mpa
3828	The CRID (1) associated to the .mpa Mail Owner's Lcl Permit Ref Num /Int'l Bill Num (2) does not have a non-profit status.	Populate the .mpa Mail Owner's Lcl Permit Ref Num /Int'l Bill Num to one that is associated to a CRID with a non-profit status.	.mpa
3829	The value provided for .mpa USPS Publication Number and .mpa Postage Payment Method combination was {}; the .mpa USPS Publication Number must reference an active permit for the associated .mpa Postage Payment Method at the .mpa Permit ZIP+4 Code.	Populate the .mpa USPS Publication Number field with a value that references an active permit for the associated .mpa Postage Payment Method.	.mpa
3830	Permit information was entered for the .mpu Mail Piece Unit - Rate Type field populated with W = Science of Agriculture Limited Circulation. The value provided was {}.	Populate .mpa Permit Number field with a value that maps to .mpu Mail Piece Unit - Rate Type W.	.mpa
3831	Permit information was entered for the .mpu Mail Piece Unit - Rate Type field populated with Y = Regular Limited Circulation. The value provided was {}	Populate .mpa Permit Number field with a value that maps to .mpu Mail Piece Unit - Rate Type Y.	.mpa
3832	Permit information pertaining to the .mpa Mail Owner's Lcl Permit Ref Num field was entered for the .mpu Mail Piece Unit - Rate Type field populated with W = Science of Agriculture Limited Circulation . The value provided was {}	Populate .mpa Mail Owner's Lcl Permit Ref Num field with a value that maps to .mpu Mail Piece Unit - Rate Type W.	.mpa
3833	Permit information pertaining to the .mpa Mail Owner's Lcl Permit Ref Num field was entered for the .mpu Mail Piece Unit - Rate Type field populated with Y = Regular Limited Circulation. The value provided was {}	Populate .mpa Mail Owner's Lcl Permit Ref Num field with a value that maps to .mpu Mail Piece Unit - Rate Type Y.	.mpa
3834	The .seg Full-Service Participation Indicator field is required when the .cqt Service Level Indicator field is populated with F=Full service. (CQT Database ID of {2})	Populate the .seg Full-Service Participation Indicator when the .cqt Service Level Indicator field is populated.	Multiple Files



<b>Error Number</b>	<b>Mail.dat client Error Message</b>	<b>Action</b>	<b>Error Location</b>
3835	A postage statement with a status of PAV, AVW, FAI, PAS, PEN, COM, FIN, FPP, or UPD cannot be deleted. The value provided was {}	Do not attempt to delete a job with a postage statement that has a status of PAV, AVW, FAI, PAS, PEN, COM, FIN, FPP, or UPD.	Multiple Files
3837	The .pdr IM/TM/ Barcode field must be populated with a numeric value (when populated).	Populate the .pdr IM/TM/ Barcode field with a numeric value when populated.	.pdr
3838	This postage statement is 'in progress' by the USPS and cannot be canceled or deleted.	Do not attempt to delete a job when the associated postage statement is 'in progress'.	Updates
3900	The .seg Verification Facility ZIP+4 field must be populated with exactly nine numeric characters.	Populate the .seg Verification Facility ZIP+4 field with 9 numeric characters.	.seg
3901	All updates made to a job submitted with a .pdr file must be made with a .pdr file and not with an .imr or .pbc file.	Verify that a .pdr file is included in an update job if the .pdr file was included in the original job submission.	Updates
3901	All updates made to a job submitted with a .pdr file must be made with a .pdr file and not with an .imr or .pbc file.	Verify that a .pdr file is included in an update job if the .pdr file was included in the original job submission.	Updates (11-2 only)
3902	All updates made to a job submitted with an .imr file must be made with an .imr file and not with a .pbc or .pdr file.	Verify that an .imr file is included in an update job if the .imr file was included in the original job submission.	Updates
3903	All incidental enclosures included within this mailing must refer back to a host within the .mpu file.	Reference a host in the .mpu for incidental enclosures.	.mpu
3904	The incidental enclosures included within this mailing must refer back to a .mar Host Statement Component ID within the same .mpu. The value provided was[}.	Reference a .mcr Host Statement Component ID within the same .mpu for the incidental enclosures.	Multiple Files
3905	The .oci Job ID of the current line does not equal the .hdr Job ID.	Populate the .oci Job ID field with the same value that is populated in the .hdr Job ID.	.oci
3906	There can be no characters after the .oci Closing Character field.	Remove all characters after the .oci Closing Character field.	.oci
3907	Job ID is a required field in the .oci file.	Populate the .oci Job ID field.	.oci
3908	Closing Character is a required field in the .oci file.	Populate the .oci Closing Character field.	.oci
3909	Container ID is a required field in the .oci file.	Populate the .oci Container ID field.	.oci

<b>Error Number</b>	<b>Mail.dat client Error Message</b>	<b>Action</b>	<b>Error Location</b>
3910	Original Job ID is a required field in the .oci file.	Populate the .oci Original Job ID field.	.oci
3911	Original User License Code is a required field in the .oci file.	Populate the .oci Original User License Code field.	.oci
3912	Original Segment ID is a required field in the .oci file.	Populate the .oci Original Segment ID field.	.oci
3913	Original Container ID is a required field in the .oci file.	Populate the .oci Original Container ID field.	.oci
3914	Original Display Container ID is a required field in the .oci file.	Populate the .oci Original Display Container ID field.	.oci
3915	The .oci Record Status field must be populated with either O=Original, D=Delete, I=Insert or U= Update. The value provided was {}.	Populate the .oci OCI Record Status field	.oci
3916	The .oci Job ID field must be zero-padded if populated with a numeric value.	Populate the .oci Job ID field with a value that is zero-padded.	.csm
3917	The .oci Container ID field must be zero-padded if populated with a numeric value.	Populate the .oci Container ID field with a value that is zero-padded.	.csm
3918	The .oci Original Job ID field must be zero-padded if populated with a numeric value.	Populate the .oci Original Job ID field with a value that is zero-padded.	.csm
3919	The .oci Original Segment ID field must be zero-padded if populated with a numeric value.	Populate the .oci Original Segment ID field with a value that is zero-padded.	.csm
3920	The .oci Original Container ID field must be zero-padded if populated with a numeric value.	Populate the .oci Original Container ID field with a value that is zero-padded.	.csm
3921	The .oci Original Display Container ID field must be zero-padded if populated with a numeric value.	Populate the .oci Original Display Container ID field with a value that is zero-padded.	.csm
3922	The .oci Original User License Code field must be populated with an alphanumeric value.	Populate the .oci Original User License Code field with an alphanumeric value.	.oci
3923	The .csm Included In Other Documentation field cannot be populated with both O=Original container and L=Linked or new container in a co-palletization Job. The value provided was {}.	Do not attempt to populate the .csm Included In Other Documentation field with O and L in a single co-palletization job.	.oci
3924	The .seg Class Defining Preparation field value provided was {}; it must contain 1 = First Class, 2 = Periodicals, 3 = Std Mail, or 6 = Std/Periodicals Co-Mailings when the .csm Included in Other Documentation field is populated with O = Original Container; or L = Linked or new container.	Populate the .seg Class Defining Preparation field with 1, 2, 3, or 6 when the .csm Included in Other Documentation field is populated with O or L.	.csm, .seg

<b>Error Number</b>	<b>Mail.dat client Error Message</b>	<b>Action</b>	<b>Error Location</b>
3925	The .seg Principal Processing Category field value provided was {}; it must contain CD=Card, FL=Flat, or LT= Letter when the .csm Included in Other Documentation field is populated with O = Original Container; or L = Linked and the .seg Class Defining Preparation is populated with 1 = First Class.	Populate the .seg Principal Processing Category field with CD, FL, or LT when the .csm Included in Other Documentation field is populated with O or L and the .seg Class Defining Preparation is populated with 1.	.csm, .seg
3926	The value provided for The .csm Container Type field was {}; it must be contain O=1' Tray, T=2' Tray, E=EMM tray, L=Logical Tray, or F=Flat Tub when the .csm Included in Other Documentation field is populated with O=Original container and L=Linked or new container, and the .seg Class Defining Preparation is populated with 1=First-Class.	Populate the .csm Container Type field with O, T, E, L, or F when the .csm Included in Other Documentation field is populated with O or L, and the .seg Class Defining Preparation is populated with 1.	.csm, .seg
3927	The .seg Principal Processing Category field value provided was {}; it must contain FL=Flat when the .csm Included in Other Documentation field is populated with O = Original Container; or L = Linked and the .seg Class Defining Preparation field is populated with 2 = Periodicals.	Populate the .seg Principal Processing Category field with FL = Flats when the .csm Included in Other Documentation field is populated with O or L and the .seg Class Defining Preparation field is populated with 2.	.csm, .seg
3928	The value provided for The .csm Container Type field was {}; it must contain V=Sack (virtual), S=Sack, 1=#1 Sack, 2=#2 Sack, 3=#3 Sack, 4=01V Sack, or 5=03V Sack when the .csm Included in Other Documentation field is populated with L=Linked or new container, and the .seg Class Defining Preparation is populated with 2=Periodicals.	Populate the .csm Container Type field with V, S, 1, 2, 3, 4, or 5 when the .csm Included in Other Documentation field is populated with L, and the .seg Class Defining Preparation is populated with 2.	.oci
3929	The .seg Principal Processing Category value provided was {}; it must contain FL=Flat or LT= Letter when the .csm Included in Other Documentation field is populated with O = Original Container; or L = Linked and the .seg Class Defining Preparation is field is populated with 3 = Std Mail.	Populate the .seg Principal Processing Category field with FL = Flats or LT when the .csm Included in Other Documentation field is populated with O or L and the .seg Class Defining Preparation is field is populated with 3.	.csm, .seg

<b>Error Number</b>	<b>Mail.dat client Error Message</b>	<b>Action</b>	<b>Error Location</b>
3930	The value provided for The .csm Container Type field was {}; it must contain O=1' Tray, T=2' Tray, E=EMM Tray, L=Logical Tray, or F=Flat Tub when the .csm Included in Other Documentation field is populated with O=Original container or L=Linked or new container, and the .seg Class Defining Preparation is populated with 3=Std Mail, and the .mpu Mail Piece Unit - Processing Category field is populated with LT=Letter.	Populate the .csm Container Type field with O, T, E, L, or F when the .csm Included in Other Documentation field is populated with O or L, and the .seg Class Defining Preparation is populated with 3, and the .mpu Mail Piece Unit - Processing Category field is populated with LT = Letters.	.csm, .seg
3931	The value provided for The .csm Container Type field was {}; it must contain V=Sack (virtual), S=Sack, 1=#1 Sack, 2=#2 Sack, 3=#3 Sack, 4=01V Sack, or 5=03V Sack when the .csm Included in Other Documentation field is populated with O = Original Container or L = Linked or new container, and the .seg Class Defining Preparation is populated with 3 = Std Mail, and the .mpu Mail Piece Unit - Processing Category is populated with.	Populate the .csm Container Type field with V, S, 1, 2, 3, 4, or 5 when the .csm Included in Other Documentation field is populated with O or L, and the .seg Class Defining Preparation is populated with 3, and the .mpu Mail Piece Unit - Processing Category is populated with.	.oci
3932	No such container with Container ID {1} found in original job {2} with provider code {3}.	Populate the .oci Original Container ID field in the consolidator job with the same value that is populated in the .csm Container ID field of the origin job.	.oci
3933	Display Container ID of container {2} in original job {3} with provider code {4} does not match {1}.	Populate the .oci Display Container ID field in the consolidator job with the same value that is populated in the origin job.	.oci
3934	Original Label: IM/TM/ Container or IM/TM/ Tray Barcode {2} in original job {3} with provider code {4} does not match {1}.	Populate the .oci Original Label: IM/TM/ Container or IM/TM/ Tray Barcode field in the consolidator job with the same value that is populated in the origin job.	.oci
3935	Segment ID of container {2} in original job {3} with provider code {4} does not match {1}.	Populate the .csm Segment ID field in the consolidator job with the same value that is populated in the .csm Segment ID field in the origin job.	.oci
3936	An .oci file must be included in the job when the .csm Included In Other Documentation field is populated with L = Linked or new container. The value provided was {}.	Include the .oci field in the job when the .csm Included In Other Documentation field is populated with L.	.oci

<b>Error Number</b>	<b>Mail.dat client Error Message</b>	<b>Action</b>	<b>Error Location</b>
3937	The .csm Container Type field contains an invalid value; it can only contain V=Sack (virtual) when the .csm Included in Other Documentation field is populated with O=Original container or L=Linked or new container.	Populate the .csm Container Type field with a value other than V when the .csm Included In Other Documentation field is populated with O or L.	.csm
3938	Container with ID {1} in original job {2} with provider code {3} does not have a finalized postage statement.	Finalize the all postage statement associated to the Container ID before submitting the consolidator job for tray based copal mailings.	.oci
3939	For Full-Service Processing, the .cqt Rate Category field value provided was {}; must contain A= Saturation – ECR, B= High Density – ECR, D= Carrier Route, E= 5 Digit Barcode, H= 3 Digit Barcode, O, L1= AADC BC, L2= MxAADC BC, L3= ADC BC, L4= MxADC BC, or FB= Firm Bundle (Not In-County when the .mpu Mail Piece Unit - Class field is populated with 2= Periodicals, the .mpu Mail Piece Unit - Processing Category field is populated with FL = Flats, and the .cqt Periodicals: Not County/In County field is populated with N. The value provided was {}	Populate the .cqt Rate Category field with A, B, D, E, H, O, L1, L2, L3, L4, or FB when the .mpu Mail Piece Unit - Class field is populated with 2, the .mpu Mail Piece Unit - Processing Category field is populated with FL = Flats, and the .cqt Periodicals: Not County/In County field is populated with N.	Multiple Files
3941	Container with ID <Container ID> in original job <Job ID> with provider code <Provider Code> is already referenced by another consolidator job.		.oci
3943	The .seg Principal Processing Category {1} of container {2} in original job {3} with provider code {4} does not match the .seg Principal Processing Category {5} in the consolidator job. The value provided was {}	Populate the .seg Principal Processing Category field in the consolidator job with the same value that was populated in the original job.	.oci
3944	The .seg Class Defining Preparation {1} of container {2} in original job {3} with provider code {4} does not match the .seg Class Defining Preparation {5} in the consolidator job. The value provided was {}	Populate the .seg Class Defining Preparation field in the consolidator job with the same value that was populated in the original job.	.oci
3945	The .mpu Periodical Ad % Status field contains an invalid value; it must contain N, P or F.		.oci
3946	The .csm Container Type {1} of container {2} in original job {3} with provider code {4} does not match the .csm Container Type {5} of container {6} in the consolidator job. 'V=Sack (virtual)', 'S=Sack', '1=#1 Sack', '2=#2 Sack', '3=#3 Sack', '4=01V Sack', '5=03V Sack' The value provided was {}.	Populate the .csm Container Type field with same value that is populated in the .csm Container Type field ins the original job.	.oci

<b>Error Number</b>	<b>Mail.dat client Error Message</b>	<b>Action</b>	<b>Error Location</b>
3947	The .csm Container ID {1} in original job {2} with provider code {3} does not have the .csm Included In Other Documentation field populated with O = Original Container. The value provided was {}.	Populate the .csm Container ID field with a value that is associated to a container with the .csm Included In Other Documentation field populated with O.	.oci
3948	The value provided for The .csm Container Status field was {}; it must container R when the parent .csm Container Status field is populated with R = Ready to pay.	Populate the .csm Container Status field with R when the parent .csm Container Status field is populated with R.	.csm
3949	The value provided for The .csm Container Status field was {}; it must container R when the parent .csm Container Status field is populated with R=Ready to pay.	Populate the .csm Container Status field with R when the parent .csm Container Status field is populated with R.	.csm
3950	When the .csm Container Type field is populated with V = Sack (Virtual) and the .csm Included In Other Documentation field is populated with O= Original Container, the job may not contain wasted or shorted piece data in the .pdr file.	Do not attempt to submit a .pdr file with the Wasted or Shortage Piece Indicator field populated when the .csm Container Type field is populated with V and the .csm Included In Other Documentation field is populated with O.	.csm, ,pdr
3951	For Full-Service or Mixed Service mailings, piece data information must be included in the .pdr, .imr, or .pbc file for those containers where the .csm Container Status field is populated with R=Ready to pay.	Include either a .pdr, .imr, or .pbc file for containers with a .csm Container Status field populated with R for Full or Mixed Service mailings.	Multiple files
3952	The .csm Actual Container Ship Date must be populated with a valid numeric value formatted as YYYYMMDD (when populated).	Populate the .csm Actual Container Ship Date field with a valid numeric value formatted as YYYYMMDD.	.csm
3953	The .csm Parent Container Reference ID field is required when the .csm Included in Other Documentation field is populated with L = Linked or new container and the .csm Container Status is field not populated with T=Transportation Info Update, C=Cancel, D=Delete or X=Paid, and the .csm Sibling Container Reference ID field is not populated. The value provided was {}.	Populate the .csm Parent Container Reference ID field when the .csm Included in Other Documentation field is populated with L and the .csm Container Status is field not populated with T, C, D or X, and the .csm Sibling Container Reference ID field is not populated.	.csm



<b>Error Number</b>	<b>Mail.dat client Error Message</b>	<b>Action</b>	<b>Error Location</b>
3955	The .csm Container Status field value provided was {}; it cannot contain T= Transportation Information Update, if after 'R' (Ready To Pay) or 'X' (Previously Closed or Paid) after the co-palletization consolidator job has been submitted. The value provided was {}	Do not attempt to submit a job with a .csm Container Status field populated with T after the co-palletization consolidator job has been submitted.	Multiple Files
3956	For Full-Service Processing, the .imr IM/TM/Barcode Lower Serialization field is an incorrect length; it must be 15 characters in length.	Populate the .imr IM/TM/Barcode Lower Serialization field with a value that is 15 characters in length.	.imr
3957	For Full-Service Processing, the .imr IM/TM/Barcode Upper Serialization field is an incorrect length; it must be 15 characters in length.	Populate the .imr IM/TM/Barcode Upper Serialization field with a value that is 15 characters in length.	.imr
3958	For Full-Service Processing, the .imr IM/TM/Barcode Lower Serialization field cannot be populated with all zeroes.	Populate the .imr IM/TM/Barcode Lower Serialization field with a value that does not include all zeros.	.imr
3959	For Full-Service Processing, the .imr IM/TM/Barcode Upper Serialization field cannot be populated with all zeroes.	Populate the .imr IM/TM/Barcode Upper Serialization field with a value that does not include all zeros.	.imr
3960	For Full-Service Processing, the .imr IM/TM/Barcode Lower Serialization field may contain only numeric values and may not contain leading or trailing spaces.	Populate the .imr IM/TM/Barcode Lower Serialization field with a numeric value that does not container leading or trailing spaces.	.imr
3961	For Full-Service Processing, the .imr IM/TM/Barcode Upper Serialization field may contain only numeric values and may not contain leading or trailing spaces.	Populate the .imr IM/TM/Barcode Upper Serialization field with a numeric value that does not container leading or trailing spaces.	.imr
3962	The .csm Label: Destination Line 1 field must be left justified with no leading spaces.	Populate the .csm Label: Destination Line 1 field with a value that is left justified and does not included any leading spaces.	.csm
3963	The .cqt Number of Pieces must be equal to the .cqt Number of Copies.	Populate the .cqt Number of Pieces field with the same value that is populated in the .cqt Number of Copies field.	.cqt

<b>Error Number</b>	<b>Mail.dat client Error Message</b>	<b>Action</b>	<b>Error Location</b>
3964	The .cqt Number of Pieces field must be populated with a value that is less than or equal to the .cqt Number of Copies field when the .cqt Rate Category field is populated with FB=Firm bundle (Not Incounty)	Populate the .cqt Number of Pieces field with a value that is less than or equal to the .cqt Number of Copies field when the .cqt Rate Category field is populated with FB.	.cqt
3965	The .cqt Number of Pieces field must be populated with a value that is greater than or equal to the .cqt Number of Copies field when the .cpt Component - Class field is populated with 2 or 5 and the .cpt Component - Rate Type field is populated with Z =Included, part of the host postage and the .cpt Periodical Ad% Treatment field is populated with S= Carries own Ad Percentage. The value provided was {}	Populate the .cqt Number of Pieces field with a value that is greater than or equal to the .cqt Number of Copies field when the .cpt Component - Class field is populated with 2 or 5 and the .cpt Component - Rate Type field is populated with Z and the .cpt Periodical Ad% Treatment field is populated with S.	.cqt
3966	For Full-Service Processing, the .csm Scheduled Induction Date field must be within 30 days of the past or present of the .csm Postage Statement Mailing Date.	Populate the .csm Scheduled Induction Date field with a date that is within 30 days of the past or present of the .csm Postage Statement Mailing Date field.	.csm
3967	For Full-Service Processing, the .csm Scheduled Ship Date field must be within 30 days of the past or present of the .csm Postage Statement Mailing Date field.	Populate the .csm Scheduled Ship Date field with a date that is within 30 days of the past or present of the .csm Postage Statement Mailing Date field.	.csm
3968	The .csm Postage Statement Mailing Date cannot be more than {1} days in the future of the submission date and cannot be backdated prior to {2}.	Populate the .csm Postage Statement Mailing Date field with a value that is within the number of days allowed in the future of the submission date.	.csm
3983	The .mcr Primary MPA ID field must have an associated .mpa Postage Payment Method of P = Permit when the .cpt Component - Rate Type field is populated with I = First Class Permit Reply Mail. The value provided was {}	Populate the .mcr Primary MPA ID field with a value with an associated .mpa Postage Payment Method of P.	.mcr



<b>Error Number</b>	<b>Mail.dat client Error Message</b>	<b>Action</b>	<b>Error Location</b>
3984	The value provided for .mpa Postage Payment Method field was {}; it must contain P = Permit when the .seg Class Defining Preparation field is populated with 4 = Pkg Services and .mpu Mail Piece Unit - Rate Type field is populated with B = Bound Printed Matter.	Populate the .mpa Postage Payment Method field with P when the .seg Class Defining Preparation field is populated with 4 and .mpu Mail Piece Unit - Rate Type field is populated with B.	.mpa
3985	The .csm Scheduled Induction Date field is required when the .csm Scheduled Induction Time field is populated.	Populate the .csm Scheduled Induction Date field when the .csm Scheduled Induction Time field is populated.	.csm
3986	Required Field Missing: Container Ship Date is a required field in the .csm file when Container Ship Time is present.		.csm
3987	Required Field Missing: Container Pick Up Date is a required field in the .csm file when Container Pick Up Time is present.		.csm
3988	The .csm Actual Pick Up Date field is required the .csm when Actual Pick Up Time field is populated	Populate the .csm Actual Pickup Date field when the .csm Actual Pick Up Time field is populated.	.csm
3989	The .csm Actual Container Ship Date field is required when .csm Actual Container Ship Time field is populated.	Populate the .csm Actual Container Ship Date field when the .csm Actual Container Ship Time field is populated.	.csm
3992	The .mpu Flat Machinability field value provided was {}; it must contain U = Machinable on USFM 1000 ,N = Not Machinable or Y = Machinable on ASFM 100 when the .mpu Mail Piece Unit - Class field is populated with 5= Per Pending and the .mpu Mail Piece Unit - Weight field is more than 16 ounces and less than or equal to 22 ounces.	Populate the .mpu Flat Machinability field with U, N, or Y when the .mpu Mail Piece Unit - Class field is populated with 5 and the .mpu Mail Piece Unit - Weight field is more than 16 ounces and less than or equal to 22 ounces.	.mpu
3993	The .mpu Mail Piece Unit - Class and .mpu Mail Piece Unit - Processing Category field combinations specified are not valid for Full-Service mailings.	Populate the .mpu Mail Piece Unit - Class and .mpu Mail Piece Unit - Processing Category field with values that are valid for Full-Service mailings	Multiple Files
3994	The .csm Entry Point - Actual / Delivery - Locale Key specified must begin with 'LOC' followed by six alphanumeric characters or contain 'ORIGIN' when the .cqt Destination Entry field is populated with N=None. The value provided was {}.	Populate the .csm Entry Point - Actual / Delivery Locale Key field with 'LOC' followed by 6 alphanumeric characters or 'ORIGIN' when the .cqt Destination Entry field is populated with N.	.csm

<b>Error Number</b>	<b>Mail.dat client Error Message</b>	<b>Action</b>	<b>Error Location</b>
3995	The .csm Entry Point - Actual / Delivery - Locale Key specified must begin with 'LOC' followed by six alphanumeric characters when the .cqt Destination Entry field is not populated with N=None. The value provided was {}.	Populate the .csm Entry Point - Actual / Delivery Locale Key field with 'LOC' followed by 6 alphanumeric characters when the .cqt Destination Entry field is not populated with N.	.csm
3996	The value provided for .mpa Postage Payment Method field was {}; it must contain P = Permit when the .seg Detached Address Label Indicator field is populated with Y = Regular Limited Circulation.	Populate the .mpa Postage Payment Method field with P when the .seg Detached Address Label Indicator field is populated with Y.	Multiple Files
3997	The .hdr User License Code field is required for all job submissions.	Populate the .hdr User License Code field.	.hdr
4002	There can be no more than 999 unique .mpa Customer Reference IDs for a single .mpa file submission.	Verify that the .mpa file does not include more than 999 unique .mpa Customer Reference IDs.	.mpa
4003	The .cqt records in a job cannot be updated or inserted after .csm Container Status field has been submitted with a value of R (Ready). Value provided was {}	Do not attempt to update or insert .cqt records after the .csm Container Status field was previously submitted with a value of R.	Multiple Files
4004	.pqt records in a job cannot be updated or inserted after .csm Container Status field has been submitted with a value of R (Ready).	Do not attempt to update or insert .pqt records after the .csm Container Status field was previously submitted with a value of R.	Multiple Files
4005	The .mpa Postage Payment Method must be populated with T when the .cpt Component Class is set to 5.		.mpa
4006	The .mpa Postage Payment Method must be set to P, S, M, L, or C when the .cqt Rate Category is S and .hdr Presentation Category is set to M.		Multiple Files
4007	The value provided for The .csm Container Level field contains was {}; it must contain AN=Single Piece CSA FCM only or AJ=Single Piece when the .cqt Rate Category field is populated with S=Single Piece and .hdr Mail.dat Presentation Category field is populated with M=MLOCR.	Populate the .csm Container Level field with AN or AJ when the .cqt Rate Category field is populated with S and the .hdr Presentation Category field is populated with M.	Multiple Files
4008	The value provided for The .csm Container Level field was {}; it must contain AJ=Single Piece when the .cqt Rate Category field is populated with S=Single Piece and the .hdr Mail.dat Presentation Category field is populated with M=MLOCR.	Populate the .csm Container Level field with AJ when the .cqt Rate Category field is populated with S and the .hdr Presentation Category field is populated with M.	Multiple Files

Error Number	Mail.dat client Error Message	Action	Error Location
4009	The value provided for The Container Type field was {}; it must contain V=Sack (virtual), S=Sack, 1=#1 Sack, 2=#2 Sack, 3=#3 Sack, 4=01V Sack, or 5=03V Sack when the .csm Included in Other Documentation field is populated with O, the .seg Class Defining Preparation field is populated with 2=Periodicals, and the .seg Principal Processing Category field is populated with FL=Flat.	Populate the .csm Container Type field with V, S, 1, 2, 3, 4, or 5 when the .csm Included in Other Documentation field is populated with O, the .seg Class Defining Preparation field is populated with 2, and the .seg Principal Processing Category field is populated with FL = Flats.	Multiple Files
4011	For MLOCR Mailings, the discounts cannot be changed to a greater discount by changing the .cqt Rate Category in an update submission. When .hdr Presentation Category is set to M = MLOCR, .mpu Mail Piece Unit - Class is set to 1= First Class, .mpu Mail Piece Unit - Processing Category is set to LT = Letters, and the .cqt Rate Category is currently set to E= 5 Digit Barcode, the .cqt Rate Category can only be changed to H= 3 Digit Barcode, L1= AADC BC, or L2= MxAADC BC. The value provided was {}	In an update submission, populate the .cqt Rate Category field with H, L1, or L2 when the .hdr Presentation Category is set to M, .mpu Mail Piece Unit - Class is set to 1, .mpu Mail Piece Unit - Processing Category is set to LT = Letters, and the .cqt Rate Category is currently set to E.	Multiple Files
4012	For MLOCR Mailings, the discounts cannot be changed to a greater discount by changing the .cqt Rate Category in an update submission. When .hdr Presentation Category is set to M = MLOCR, .mpu Mail Piece Unit - Class is set to 1= First Class, .mpu Mail Piece Unit - Processing Category is set to LT = Letters, and the .cqt Rate Category is currently set to H= 3 Digit Barcode, the .cqt Rate Category can only be changed to L1= AADC BC or L2=MxAADC BC. The value provided was {}	In an update submission, populate the .cqt Rate Category field with L1 or L2 when the .hdr Presentation Category is set to M, .mpu Mail Piece Unit - Class is set to 1, .mpu Mail Piece Unit - Processing Category is set to LT = Letters, and the .cqt Rate Category is currently set to H.	Multiple Files
4013	For MLOCR Mailings, the discounts cannot be changed to a greater discount by changing the .cqt Rate Category in an update submission. When .hdr Presentation Category is set to M=MLOCR, .mpu Mail Piece Unit - Class is set to 1= First Class, .mpu Mail Piece Unit - Processing Category is set to LT = Letters, and the .cqt Rate Category is currently set to L1= AADC BC, the .cqt Rate Category can only be changed to L2=MxAADC BC	In an update submission, populate the .cqt Rate Category field with L2 when the .hdr Presentation Category is set to M, .mpu Mail Piece Unit - Class is set to 1, .mpu Mail Piece Unit - Processing Category is set to LT = Letters, and the .cqt Rate Category is currently set to L1.	Multiple Files

Error Number	Mail.dat client Error Message	Action	Error Location
4014	<p>For MLOCR Mailings, the discounts cannot be changed to a greater discount by changing the .cqt Rate Category in an update submission. When .hdr Presentation Category is set to M=MLOCR, .mpu Mail Piece Unit - Class is set to 1= First Class, .mpu Mail Piece Unit - Processing Category is set to LT = Letters, and the .cqt Rate Category is currently set to L2=MxAADC BC, the .cqt Rate Category cannot be changed.</p> <p>The value provided was {}</p>	<p>In an update submission, populate the .cqt Rate Category field with L2 when the .hdr Presentation Category is set to M, .mpu Mail Piece Unit - Class is set to 1, .mpu Mail Piece Unit - Processing Category is set to LT = Letters, and the .cqt Rate Category is currently set to L2, the .cqt Rate Category cannot be changed.</p>	Multiple Files
4015	<p>For MLOCR Mailings, the discounts cannot be changed to a greater discount by changing the .cqt Rate Category in an update submission. When .hdr Presentation Category is set to M=MLOCR, .mpu Mail Piece Unit - Class is set to 1= First Class, .mpu Mail Piece Unit - Processing Category is set to FL=Flat, and the .cqt Rate Category is currently set to E= 5 Digit Barcode, the .cqt Rate Category can only be changed to H= 3 Digit Barcode, L3= ADC BC, or L4= MxADC BC.</p> <p>The value provided was {}</p>	<p>In an update submission, populate the .cqt Rate Category field with H, L3 or L4 when the .hdr Presentation Category is set to M, .mpu Mail Piece Unit - Class is set to 1, .mpu Mail Piece Unit - Processing Category is set to FL, and the .cqt Rate Category is currently set to E</p>	Multiple Files
4016	<p>For MLOCR Mailings, the discounts cannot be changed to a greater discount by changing the .cqt Rate Category in an update submission. When .hdr Presentation Category is set to M, .mpu Mail Piece Unit - Class is set to 1, .mpu Mail Piece Unit - Processing Category is set to FL, and the .cqt Rate Category is currently set to H, the .cqt Rate Category can only be changed to L3, or L4.</p>	<p>In an update submission, populate the .cqt Rate Category field with Le or L4 when the .hdr Presentation Category is set to M, .mpu Mail Piece Unit - Class is set to 1, .mpu Mail Piece Unit - Processing Category is set to FL, and the .cqt Rate Category is currently set to H.</p>	Multiple Files
4017	<p>For MLOCR Mailings, the discounts cannot be changed to a greater discount by changing the .cqt Rate Category in an update submission. When .hdr Presentation Category is set to M, .mpu Mail Piece Unit - Class is set to 1, .mpu Mail Piece Unit - Processing Category is set to FL, and the .cqt Rate Category is currently set to L3, the .cqt Rate Category can only be changed to L4.</p>	<p>In an update submission, populate the .cqt Rate Category field with L4 when the .hdr Presentation Category is set to M, .mpu Mail Piece Unit - Class is set to 1, .mpu Mail Piece Unit - Processing Category is set to FL, and the .cqt Rate Category is currently set to L3.</p>	Multiple Files

Error Number	Mail.dat client Error Message	Action	Error Location
4018	For MLOCR Mailings, the discounts cannot be changed to a greater discount by changing the .cqt Rate Category in an update submission. When .hdr Presentation Category is set to M=MLOCR, .mpu Mail Piece Unit - Class is set to 1, .mpu Mail Piece Unit - Processing Category is set to FL=Flats, and the .cqt Rate Category is currently set to L4= MxADC BC, the .cqt Rate Category cannot be changed. The value provided was {}	Do not attempt to update the .cqt Rate Category field when the .hdr Presentation Category is set to M, .mpu Mail Piece Unit - Class is set to 1, .mpu Mail Piece Unit - Processing Category is set to FL, and the .cqt Rate Category is currently set to L4.	Multiple Files
4019	For MLOCR Mailings, the discounts cannot be changed to a greater discount by changing the .cqt Rate Category in an update submission. When .hdr Presentation Category is set to M=MLOCR, .mpu Mail Piece Unit - Class is set to 3=std mail, .mpu Mail Piece Unit - Processing Category is set to LT = Letters, and the .cqt Rate Category is currently set to E= 5 Digit Barcode, the .cqt Rate Category can only be changed to H= 3 Digit Barcode, L1= AADC BC, L7= AADC Non-BC, L2= MxAADC BC, L8= MxAADC Non-BC, G= 5D Non Barcode, K= 3D Non Barcode, L5= ADC Non-BC, or L6= MxADC Non-BC. The value provided was {}	In an update submission, populate the .cqt Rate Category field with H, L1, L7, L2, L8, G, K, L5, or L6 when the .hdr Presentation Category is set to M, .mpu Mail Piece Unit - Class is set to 3, .mpu Mail Piece Unit - Processing Category is set to LT = Letters, and the .cqt Rate Category is currently set to E.	Multiple Files
4020	For MLOCR Mailings, the discounts cannot be changed to a greater discount by changing the .cqt Rate Category in an update submission. When .hdr Presentation Category is set to M=MLOCR, .mpu Mail Piece Unit - Class is set to 3=std mail, .mpu Mail Piece Unit - Processing Category is set to LT = Letters, and the .cqt Rate Category is currently set to H= 3 Digit Barcode, the .cqt Rate Category can only be changed to L1, L7, L2, L8, G, K, L5, or L6.	In an update submission, populate the .cqt Rate Category field with L1, L7, L2, L8, G, K, L5, or L6 when the .hdr Presentation Category is set to M, .mpu Mail Piece Unit - Class is set to 3, .mpu Mail Piece Unit - Processing Category is set to LT = Letters, and the .cqt Rate Category is currently set to H.	Multiple Files
4021	For MLOCR Mailings, the discounts cannot be changed to a greater discount by changing the .cqt Rate Category in an update submission. When .hdr Presentation Category is set to M=MLOCR, .mpu Mail Piece Unit - Class is set to 3=std mail, .mpu Mail Piece Unit - Processing Category is set to LT = Letters, and the .cqt Rate Category is currently set to L1= AADC BC, the .cqt Rate Category can only be changed to L7= AADC Non-BC, L2= MxAADC BC, L8= MxAADC Non-BC, G= 5D Non Barcode, K= 3D Non Barcode, L5= ADC Non-BC, or L6= MxADC Non-BC.	In an update submission, populate the .cqt Rate Category field with L7, L2, L8, G, K, L5, or L6 when the .hdr Presentation Category is set to M, .mpu Mail Piece Unit - Class is set to 3, .mpu Mail Piece Unit - Processing Category is set to LT = Letters, and the .cqt Rate Category is currently set to L1	Multiple Files

Error Number	Mail.dat client Error Message	Action	Error Location
4022	In an update submission, populate the .cqt Rate Category field with 2= NDG Sort, L8= MxAADC Non-BC, G= 5D Non Barcode, K= 3D Non Barcode, L5= ADC Non-BC, or L6 = MxADC Non-BC when the .hdr Presentation Category is set to M= MLOCR, .mpu Mail Piece Unit - Class is set to 3=std mail, .mpu Mail Piece Unit - Processing Category is set to LT = Letters, and the .cqt Rate Category is currently set to L7= AADC Non-BC.	In an update submission, populate the .cqt Rate Category field with 2, L8, G, K, L5, or L6 when the .hdr Presentation Category is set to M, .mpu Mail Piece Unit - Class is set to 3, .mpu Mail Piece Unit - Processing Category is set to LT = Letters, and the .cqt Rate Category is currently set to L7.	Multiple Files
4023	For MLOCR Mailings, the discounts cannot be changed to a greater discount by changing the .cqt Rate Category in an update submission. When .hdr Presentation Category is set to M= MLOCR, .mpu Mail Piece Unit - Class is set to 3=std mail, .mpu Mail Piece Unit - Processing Category is set to LT = Letters, and the .cqt Rate Category is currently set to L2= MxAADC BC, the .cqt Rate Category can only be changed to L8= MxAADC Non-BC, G= 5D Non Barcode, K= 3D Non Barcode, L5= ADC Non-BC, or L6= MxADC Non-BC.	In an update submission, populate the .cqt Rate Category field with L8, G, K, L5, or L6 when the .hdr Presentation Category is set to M, .mpu Mail Piece Unit - Class is set to 3, .mpu Mail Piece Unit - Processing Category is set to LT = Letters, and the .cqt Rate Category is currently set to L2.	Multiple Files
4024	For MLOCR Mailings, the discounts cannot be changed to a greater discount by changing the .cqt Rate Category in an update submission. When .hdr Presentation Category is set to M= MLOCR, .mpu Mail Piece Unit - Class is set to 3=std mail, .mpu Mail Piece Unit - Processing Category is set to LT = Letters, and the .cqt Rate Category is currently set to L8= MxAADC Non-BC, the .cqt Rate Category can only be changed to G= 5D Non Barcode, K= 3D Non Barcode, L5= ADC Non-BC, or L6= MxADC Non-BC.	In an update submission, populate the .cqt Rate Category field with G, K, L5, or L6 when the .hdr Presentation Category is set to M, .mpu Mail Piece Unit - Class is set to 3, .mpu Mail Piece Unit - Processing Category is set to LT = Letters, and the .cqt Rate Category is currently set to L8.	Multiple Files
4025	For MLOCR Mailings, the discounts cannot be changed to a greater discount by changing the .cqt Rate Category in an update submission. When .hdr Presentation Category is set to M= MLOCR, .mpu Mail Piece Unit - Class is set to 3= Std Mail, .mpu Mail Piece Unit - Processing Category is set to LT = Letters, and the .cqt Rate Category is currently set to G= 5D Non Barcode, the .cqt Rate Category can only be changed to K= 3D Non Barcode, L5= ADC Non-BC, or L6= MxADC Non-BC Standard Letters.	In an update submission, populate the .cqt Rate Category field with K, L5, or L6 when the .hdr Presentation Category is set to M, .mpu Mail Piece Unit - Class is set to 3, .mpu Mail Piece Unit - Processing Category is set to LT = Letters, and the .cqt Rate Category is currently set to G.	Multiple Files



Error Number	Mail.dat client Error Message	Action	Error Location
4026	For MLOCR Mailings, the discounts cannot be changed to a greater discount by changing the .cqt Rate Category in an update submission. When .hdr Presentation Category is set to M= MLOCR, .mpu Mail Piece Unit - Class is set to 3= Std Mail, .mpu Mail Piece Unit - Processing Category is set to LT = Letters, and the .cqt Rate Category is currently set to K= 3D Non Barcode, the .cqt Rate Category can only be changed to L5= ADC Non-BC, the .cqt Rate Category can only be changed to L6= MxADC Non-BC Standard Letters..	In an update submission, populate the .cqt Rate Category field with the same as the original or it can be changed only to L5 and L6.	Multiple Files
4027	For MLOCR Mailings, the discounts cannot be changed to a greater discount by changing the .cqt Rate Category in an update submission. When .hdr Presentation Category is set to M= MLOCR, .mpu Mail Piece Unit - Class is set to 3= Std Mail, .mpu Mail Piece Unit - Processing Category is set to LT = Letters, and the .cqt Rate Category is currently set to L5= ADC Non-BC, the .cqt Rate Category can only be changed to L6= MxADC Non-BC Standard Letters. The value provided was {}	In an update submission, populate the .cqt Rate Category field with L6 when the .hdr Presentation Category is set to M, .mpu Mail Piece Unit - Class is set to 3, .mpu Mail Piece Unit - Processing Category is set to LT = Letters, and the .cqt Rate Category is currently set to L5.	Multiple Files
4028	For MLOCR Mailings, the discounts cannot be changed to a greater discount by changing the .cqt Rate Category in an update submission. When .hdr Presentation Category is set to M= MLOCR, .mpu Mail Piece Unit - Class is set to 3= Std Mail, .mpu Mail Piece Unit - Processing Category is set to LT = Letters, and the .cqt Rate Category is currently set to L6= MxADC Non-BC Standard Letters, the .cqt Rate Category cannot be changed. The value provided was {}	Do not attempt to update the .cqt Rate Category field when the .hdr Presentation Category is set to M, .mpu Mail Piece Unit - Class is set to 3, .mpu Mail Piece Unit - Processing Category is set to LT = Letters, and the .cqt Rate Category is currently set to L6.	Multiple Files
4029	For MLOCR Mailings, the discounts cannot be changed to a greater discount by changing the .cqt Rate Category in an update submission. When .hdr Presentation Category is set to M= MLOCR, .mpu Mail Piece Unit - Class is set to 3= Std Mail, .mpu Mail Piece Unit - Processing Category is set to LT = Letters, and the .cqt Rate Category is currently set to A= Saturation – ECR, the .cqt Rate Category can only be changed to B= High Density – ECR or D= Carrier Route. The value provided was {}	In an update submission, populate the .cqt Rate Category field with B or D when the .hdr Presentation Category is set to M, .mpu Mail Piece Unit - Class is set to 3, .mpu Mail Piece Unit - Processing Category is set to LT = Letters, and the .cqt Rate Category is currently set to A.	Multiple Files

<b>Error Number</b>	<b>Mail.dat client Error Message</b>	<b>Action</b>	<b>Error Location</b>
4030	For MLOCR Mailings, the discounts cannot be changed to a greater discount by changing the .cqt Rate Category in an update submission. When .hdr Presentation Category is set to M=Metered, .mpu Mail Piece Unit - Class is set to 3= Std Mail, .mpu Mail Piece Unit - Processing Category is set to LT = Letters, and the .cqt Rate Category is currently set to B= High Density – ECR, the .cqt Rate Category can only be changed to D= Carrier Route.	In an update submission, populate the .cqt Rate Category field with D when the .hdr Presentation Category is set to M, .mpu Mail Piece Unit - Class is set to 3, .mpu Mail Piece Unit - Processing Category is set to LT = Letters, and the .cqt Rate Category is currently set to B.	Multiple Files
4031	For MLOCR Mailings, the discounts cannot be changed to a greater discount by changing the .cqt Rate Category in an update submission. When .hdr Presentation Category is set to M = Metered: Neither, .mpu Mail Piece Unit - Class is set to 3= Std Mail, .mpu Mail Piece Unit - Processing Category is set to LT = Letters, and the .cqt Rate Category is currently set to D= Carrier Route, the .cqt Rate Category cannot be changed. The value provided was {}	Do not attempt to update the .cqt Rate Category field when the .hdr Presentation Category is set to M, .mpu Mail Piece Unit - Class is set to 3, .mpu Mail Piece Unit - Processing Category is set to LT = Letters, and the .cqt Rate Category is currently set to D.	Multiple Files
4034	An .imr file and .pdr file cannot be submitted in the same Mail.dat job.		Multiple Files
4034	For Full-Service or Mixed Service mailings, only one of the .pdr, .imr, or .pbc files can be submitted in the same Mail.dat job.	Include only one the .pdr, .imr, or .pbc files for Full-Service or Mixed Service mailings.	Multiple Files (11-2 only)
4035	The .csm Container Type {1} of container {2} in original job {3} with provider code {4} must be populated with V = Sack (Virtual), S = Sack (general), 1 = #1 Sack, 2 = #2 Sack, 3 = #3 Sack, 4 = 01V Sack, or 5 = 03V Sack for Bundle-Based Consolidator Jobs. The value provided was {}.	Populate the .csm Container Type field with V, S, 1, 2, 3, 4, or 5 for Bundle-Based Consolidator jobs.	Multiple Files
4036	For Full-Service Processing on Update jobs, if the .csm Container Status is R; it must contain either an .imr or .pdr file.		Multiple Files
4036	For Full-Service Processing, when the .csm Container Status field is populated with R = Ready to pay; it must contain a .pdr, .imr, or .pbc file for an update job.	Included the .pdr, .imr, or .pbc file when the .csm Container Status field is populated with R for Full-Service mailings.	Multiple Files (11-2 only)
4037	The postage statement for this job has been frozen. Once a postage statement is frozen, containers or submissions within that postage statement cannot be canceled, deleted, or updated.	Do not attempt to cancel, delete, or update a container or submission that is associated to a postage statement that has been frozen.	Updates



<b>Error Number</b>	<b>Mail.dat client Error Message</b>	<b>Action</b>	<b>Error Location</b>
4038	.seg records cannot be inserted or updated in a job after the .csm Container Status field was populated with R= Ready to pay in the original job submission. The value provided was {}	Do not attempt to update or insert .seg records to a job that was previously submitted with a .csm Container Status field value of R.	Multiple Files
4039	The .mpa file is required for tray based copal consolidator jobs.	Include the .mpa file for tray based copal consolidator mailings.	Multiple Files
4041	The .csm Included In Other Documentation field must be blank for all Physical Sibling Containers when the .csm Sibling Container Indicator field is populated with Y = Yes.	Do not populate the .csm Included In Other Documentation field when the .csm Sibling Container Indicator field is populated with Y.	Multiple Files
4042	All permit zip codes and preparer CRIDs must be populated with the same value for tray based copal consolidator jobs.	Populate the Permit ZIP Codes and Preparer CRIDs with the same value for tray based copal consolidator jobs.	Multiple Files
4044	The .csm Postage Statement Mailing Date field values cannot span the price change date; within a job these dates must either be all before or all after {1}.	Populate the .csm Postage Statement Mailing Date field with value that do not span the current price change date.	.csm
4045	The .cpt Postal Price Incentive Type field must be populated with an alphanumeric value when populated.	Populate the .cpt Postal Price Incentive Type field with an alphanumeric value when populated.	.cpt
4046	The .cpt Content of Mail field must be populated with an alphanumeric value when populated.	Populate the .cpt Content of Mail field with an alphanumeric value when populated.	.cpt
4047	The .mpu Mail Piece Unit - Weight field must be populated with a value that is less than or equal to 3.5 oz when the .mpu Mail Piece Unit - Class field is populated with 11= First Class and the .mpu Mail Piece Unit - Processing Category field is populated with LT = Letters or CD = Cards when the .cqt Rate Category field is populated with L = Basic Barcode N = Presort (1C, 4C) S = Single Piece. The value provided was {}	Populate the .mpu Mail Piece Unit - Weight field with a value that is less than or equal to 3.5 oz when the .mpu Mail Piece Unit - Class field is populated with 1 and the .mpu Mail Piece Unit - Processing Category field is populated with LT = Letters or CD = Cards when the .cqt Rate Category field is populated with L, N, or S.	Multiple Files

<b>Error Number</b>	<b>Mail.dat client Error Message</b>	<b>Action</b>	<b>Error Location</b>
4048	The .mpu Mail Piece Unit - Weight field must be populated with a value that is less than or equal to 13 oz when the .mpu Mail Piece Unit - Class field is populated with 1=First Class and the .mpu Mail Piece Unit - Processing Category field is populated with LT = Letters. The value provided was {}	Populate the .mpu Mail Piece Unit - Weight field with a value that is less than or equal to 13 oz when the .mpu Mail Piece Unit - Class field is populated with 1 and the .mpu Mail Piece Unit - Processing Category field is populated with LT = Letters.	Multiple Files
4049	The .mpu Mail Piece Unit - Weight field must be populated with a value that is less than or equal to 13 oz when the .mpu Mail Piece Unit - Class field is populated with 1=First Class and the .mpu Mail Piece Unit - Processing Category field is populated with FL = Flats. The value provided was {}	Populate the .mpu Mail Piece Unit - Weight field with a value that is less than or equal to 13 oz when the .mpu Mail Piece Unit - Class field is populated with 1 and the .mpu Mail Piece Unit - Processing Category field is populated with FL = Flats.	Multiple Files
4051	The .mpu Standard Flat Type field must be populated with C = Catalog or N = Not a Catalog when the .mpu Mail Piece Unit - Class field is populated with 3 = Std Mail and the .mpu Mail Piece Unit - Processing Category field is populated with FL = Flats. The value provided was {}	Populate the .mpu Standard Flat Type field with N or C when the .mpu Mail Piece Unit - Class field is populated with 3 and the .mpu Mail Piece Unit - Processing Category field is populated with FL = Flats.	.mpu
4052	The .cpt Standard Flat Type field must be populated with N = Not a Catalog or C = Catalog when the .cpt Component - Class field is populated with 3 = Std Mail and the .cpt Component - Processing Category field is populated with FL = Flats. The value provided was {}	Populate the .cpt Standard Flat Type field with N or C when the .cpt Component - Class field is populated with 3 and the .cpt Component - Processing Category field is populated with FL = Flats.	.cpt
4053	The .mpu Standard Flat Type field must be populated with an alphanumeric value when populated.	Populate the .mpu Standard Flat Type field with an alphanumeric value when populated.	.mpu
4054	The .cpt Standard Flat Type field must be populated with an alphanumeric value when populated.	Populate the .cpt Standard Flat Type field with an alphanumeric value when populated.	.cpt
4055	The .cpt Standard Flat Type field must match the associated .mpu Standard Flat Type field.	Populate the .cpt Standard Flat Type field with the same value that is populated in the .mpu Standard Flat Type field.	Multiple Files

<b>Error Number</b>	<b>Mail.dat client Error Message</b>	<b>Action</b>	<b>Error Location</b>
4057	The .mpu Mail Piece Unit - Weight field must be populated with a value that is less than or equal to 16 oz when the .mpu Mail Piece Unit - Class field is populated with 3 = Std Mail and the .mpu Mail Piece Unit - Processing Category field is populated with LT = Letters. The value provided was {}	Populate the .mpu Mail Piece Unit - Weight field with a value that is less than or equal to 16 oz when the .mpu Mail Piece Unit - Class field is populated with 3 and the .mpu Mail Piece Unit - Processing Category field is populated with LT = Letters.	Multiple Files
4058	The .mpu Mail Piece Unit - Weight field must be populated with a value that is less than or equal to 16 oz when the .mpu Mail Piece Unit - Class field is populated with 3 = Std Mail and the .mpu Mail Piece Unit - Processing Category field is populated with FL = Flats. The value provided was {}	Populate the .mpu Mail Piece Unit - Weight field with a value that is less than or equal to 16 oz when the .mpu Mail Piece Unit - Class field is populated with 3 and the .mpu Mail Piece Unit - Processing Category field is populated with FL = Flats.	Multiple Files
4062	The .mpu Mail Piece Unit - Weight field must be populated with a value that is less than or equal to 20 oz when the .mpu Mail Piece Unit - Class field is populated with 4 = Pkg Services and the .mpu Mail Piece Unit - Rate Type field is populated with B= Bound Printed Matter, and the job contains a barcode. The value provided was {}	Populate the .mpu Mail Piece Unit - Weight field with a value that is less than or equal to 20 oz when the .mpu Mail Piece Unit - Class field is populated with 4 and the .mpu Mail Piece Unit - Rate Type field is populated with B, and the job contains a barcode.	Multiple Files
4063	The .cpt Component - Weight field must be populated with a value that is less than or equal to 16 oz when the .mpu Mail Piece Unit - Class field is populated with 2 = Periodicals or 5 = Per Pending. The value provided was {}	Populate the .cpt Component - Weight field with a value that is less than or equal to 16 oz when the .mpu Mail Piece Unit - Class field is populated with 2 or 5.	Multiple Files
4064	Populate the .cpt Component - Weight field with a value that is less than or equal to 22 oz when the .mpu Mail Piece Unit - Class field is populated with 2 = Periodicals or 5 = Per Pending, the .mpu Mail Piece Unit - Processing Category field is populated with FL = Flats and the .mpu Flat Machinability field is populated with Y = Machinable on ASFM 100. The value provided was {}	Populate the .cpt Component - Weight field with a value that is less than or equal to 22 oz when the .mpu Mail Piece Unit - Class field is populated with 2 or 5, the .mpu Mail Piece Unit - Processing Category field is populated with FL = Flats and the .mpu Flat Machinability field is populated with Y.	Multiple Files

<b>Error Number</b>	<b>Mail.dat client Error Message</b>	<b>Action</b>	<b>Error Location</b>
4069	The .mpu Mail Piece Unit - Processing Category field contains an invalid value; it must contain FL = Flat when the .csm Container Level field is populated with E = FSS Sort Plan or F = FSS Facility. The value provided was {}	Populate the .mpu Mail Piece Unit - Processing Category field with FL = Flats when the .csm Container Level field is populated with E or F.	Multiple Files
4070	The .mpu Mail Piece Unit - Processing Category field value provided was {} ; it must contain FL = Flat when the .pqt Package Level field is populated with X= FSS Sort plan.	Populate the .mpu Mail Piece Unit - Processing Category field with FL = Flats when the .pqt Package Level field is populated with X.	Multiple Files
4071	The value provided for The .csm Container Type was {}; .csm Container Type AB = Air Box is not supported.	Populate the .csm Container Type field with a value other than AB.	.csm
4074	The .cpt Periodical Issue Date field must be populated when the .mpu Mail Piece Unit - Class field is populated with 2 = Periodicals. The value provided was {}	Populate the .cpt Periodical Issue Date field when the .mpu Mail Piece Unit - Class field is populated with 2.	.cpt
4080	The .oci Original Job ID - {1} and .oci Original User License Code - {2} combination does not exist	Verify that the .oci Original Job ID and Original User License Code fields are populated with values that were submitted in the original mailings.	.oci
4083	The .mcr Host Statement Component ID field is required when a Mail Piece Unit ID is associated to multiple Component IDs within the .mar file.	Populate the .mcr Host Statement Component ID field when a Mail Piece Unit ID is associated to multiple Component IDs within the .mcr file.	Multiple Files
4084	The .mpu Mail Piece Unit - Weight field must be populated with a value that is less than or equal to 3.5 oz when the .mpu Mail Piece Unit - Class field is populated with 3 = Std Mail, the .mpu Mail Piece Unit - Processing Category field is populated with LT = Letter when the .cqt Rate Category field is populated with A = Saturation – ECR ,B = High Density – ECR, S = Single Piece or 0=?.	Populate the .mpu Mail Piece Unit - Weight field with a value that is less than or equal to 3.5 oz when the .mpu Mail Piece Unit - Class field is populated with 3, the .mpu Mail Piece Unit - Processing Category field is populated with LT when the .cqt Rate Category field is populated with A, B, S, or O.	Multiple Files
4085	A .par file may not be submitted when the .pdr Wasted or Shortage Piece Indicator field is populated with W or S.	Verify that the .par file is not included in a mailing when the .pdr Wasted or Shortage Piece Indicator field is populated with W or S.	Multiple Files
4086	The .seg Delivery Statistics File Date field must be populated with a valid date value formatted as YYYYMMDD.	Populate the .seg Delivery Statistics File Date field with a valid date value formatted as YYYYMMDD.	.seg

<b>Error Number</b>	<b>Mail.dat client Error Message</b>	<b>Action</b>	<b>Error Location</b>
4087	Required Field Missing: The .seg Delivery Statistics File Date field is required for all Mail.dat 11-1 and 11-2 jobs.		.seg
4093	The .mpu Mail Piece Unit - Class field value provided was {}; it must be populated with 1 = First Class or 3 = Std Mail for a co-palletized mailing when the .mpu Mail Piece Unit - Processing Category field is populated with FL = Flats and .csm Container Type field is populated with F = Flat Tub.	Populate the .mpu Mail Piece Unit - Class field with 1 or 3 for a co-palletized mailing when the .mpu Mail Piece Unit - Processing Category field is populated with FL = Flats and .csm Container Type field is populated with F.	Multiple Files
4094	The .mpu Mail Piece Unit - Class contains an invalid value; it must be set to 1 or 3 for a co-palletized mailing when the .mpu Mail Piece Unit - Processing Category field is set to Flats and .csm Container Type set to 'F'.		Multiple Files
4097	The .seg Full-service Participation Indicator field must be populated with 'F' or 'M' when a .pbc file is submitted.		.pbc
4098	The .pbc Job ID field must be populated with an alphanumeric value.	Populate the .pbc Job ID field with an alphanumeric value.	.pbc
4099	The .pbc Job ID field does not match the .hdr Job ID field.	Populate the .pbc Job ID field with a value that matches the .hdr Job ID field.	.pbc
4100	The .pbc PBC Unique ID field must be populated with a numeric value.	Populate the .pbc PBC Unique ID field with a numeric value.	.pbc
4101	The .pbc CQT Database ID field must be populated with a numeric value.	Populate the .pbc CQT Database ID field with a numeric value.	.pbc
4102	The .pbc CQT Database ID does not have a corresponding .cqt CQT Database ID.	Populate the .pbc CQT Database ID field with a value that matches the .cqt CQT Database ID field.	.pbc
4105	The .pbc Package ID field must be populated with an alphanumeric value.	Populate the .pbc Package ID field with an alphanumeric value.	.pbc
4106	The Package ID field in the .pbc file must match a Package ID field in the .pqt file.		.pbc
4107	The number of .pbc records associated to each .pbc Package ID must equal the Number of Pieces, Number of Copies, or a value between the Number of Pieces and Number of Copies for the corresponding .pqt Package ID when the .pqt Record Status is 'O', 'I', or 'U', .csm Container Status is 'R' and .cqt Service Participation Indicator is 'F'.		.pbc

<b>Error Number</b>	<b>Mail.dat client Error Message</b>	<b>Action</b>	<b>Error Location</b>
4108	The .pbc Barcode field must be populated with an alphanumeric value when populated.	Populate the .pbc Barcode field with an alphanumeric value.	.pbc
4109	The .pbc Barcode field value provided was {}; it must contain X when the associated .cqt Service Level Indicator field is not populated with F (Full Service)	Populate the .pbc Barcode field with X when the associated .cqt Service Level Indicator field is not populated with F.	.pbc
4110	The .pbc Barcode field must be populated with 31 characters when the associated .cqt Service Level Indicator field is populated with F (Full Service) .	Populate the .pbc Barcode field with 31 characters when the associated .cqt Service Level Indicator field is populated with F.	.pbc
4111	The .pbc Wasted or Shortage Piece Indicator field value provided was {}; it must contain W = Wasted piece produced but was spoiled, S = Shortage – piece NOT produced, X = Wasted piece and postage adjustment should NOT be triggered, or T = Shortage pieces not produced and postage adjustment should NOT be triggered when populated.	Populate the .pbc Wasted or Shortage Piece Indicator field with W, S, X, or T when populated.	.pbc
4112	The .pbc PBC Record Status field value provided was {}; it must contain O = Original, D = Delete, I = Insert, U = Update.	Populate the .pbc PBC Record Status field with O, I, or U.	.pbc
4113	The .pbc Closing Character value provided was {}; it must contain # sign.	Populate the .pbc Closing Character field with #.	.pbc
4114	There can be no characters after the .pbc Closing Character field.	Remove all characters after the .pbc Closing Character field.	.pbc
4115	There cannot be duplicate primary keys in the .pbc file (Job ID, Record Serial Number).	Verify that the .pbc Job ID and .pbc PBC Unique ID fields are populated with unique values for each .pbc record.	.pbc
4116	The number of child .pbc records must equal a count between the parent .csm Number of Pieces field and the .csm Number of Copies field when the .seg Full-Service Participation Indicator field is populated with F = Full Service Option or M= Mixed (Basic and Full Mixed), and the .csm Container Status field is populated with R= Ready to pay.	Verify that the number of child .pbc records is equal a count between the parent .csm Number of Pieces field and the .csm Number of Copies field when the .seg Full-Service Participation Indicator field is populated with F or M, and the .csm Container Status field is populated with R.	.pbc
4117	The .cqt CQT Record Status field value provided was {}; it must contain U to update or insert records in the .pbc file.	Populate the .cqt CQT Record Status field with U when updating or inserting records into the .pbc file.	.pbc

<b>Error Number</b>	<b>Mail.dat client Error Message</b>	<b>Action</b>	<b>Error Location</b>
4118	The .pqt Record Status field must be set to 'U' to update or insert records in the .pbc file.		.pbc
4119	A .pdr or .imr file cannot be included once a Mail.dat job is submitted with a .pbc file.	Do not attempt in submit a .pdr or .imr file in a mailing that was previously submitted with a .pbc file.	.pbc
4120	The value provided for The .csm Container Status field was {}; it must container R = Ready to pay for the insertion of .pbc records.	Populate the .csm Container Status field with R when inserting .pbc records into a job.	.pbc
4122	The value provided for The .csm Entry Point for Entry Discount - Facility Type field was {}; it cannot contain N = Not-determined when the .csm Container Status field is populated with R = Ready to pay and .seg Full-Service Participation Indicator field is populated with F = Full Service Option or M = Mixed (Basic and Full Mixed).	Populate the .csm Entry Point for Entry Discount - Facility Type field with a value other than N when the .csm Container Status field is populated with R and .seg Full-Service Participation Indicator field is populated with F or M.	Multiple Files
4123	If populated, the .seg CSA Agreement ID must be populated with a 10 digit numeric value between 1000000000 and 9999999999 when the .csm Container Status is R and .seg Full-Service Participation Indicator is F or M.		Multiple Files
4124	If populated, the .csm CSA Agreement ID field must be populated with a 10 digit numeric value between 1000000000 and 9999999999 when .csm Container Status field is populated with R = Ready to pay and the .seg Full-Service Participation Indicator field is populated with F = Full Service Option or M = Mixed (Basic and Full Mixed).	Populate the .csm CSA Agreement ID field with a 10 digit numeric value between 1000000000 and 9999999999 when .csm Container Status field is populated with R and the .seg Full-Service Participation Indicator field is populated with F or M when populated.	.pbc



Error Number	Mail.dat client Error Message	Action	Error Location
4127	If populated, the .csm Reservation Number field must be populated with (1) a 10 digit value with the format nnnnn + R + mmdd (where n = numeric and mmdd = date of recurring appointment); (2) a 6 character value with the format nnnnn + R; or (3) a 9 digit numeric value between 10000000 and 99999999, when the .csm Container Status field is populated with R = Ready to pay and the .seg Full-Service Participation Indicator field is populated with F = Full Service Option or M = Mixed (Basic and Full Mixed).	Populate the .csm Reservation Number field with (1) a 10 digit value with the format nnnnn + R + mmdd (where n = numeric and mmdd = date of recurring appointment); (2) a 6 character value with the format nnnnn + R; or (3) a 9 digit numeric value between 10000000 and 99999999, when the .csm Container Status field is populated with R and the .seg Full-Service Participation Indicator field is populated with F or M when populated.	Multiple Files
4130	If populated, the .csm Reservation Number field must be populated with (1) a 10 digit value with the format nnnnn + R + mmdd (where n = numeric and mmdd = date of recurring appointment); (2) a 6 character value with the format nnnnn + R; or (3) a 9 digit numeric value between 10000000 and 99999999, when the .csm Container Status field is populated with T = Transportation Information Update and the .seg Full-Service Participation Indicator field is populated with F = Full Service Option or M = Mixed (Basic and Full Mixed).	Populate the .csm Reservation Number field with (1) a 10 digit value with the format nnnnn + R + mmdd (where n = numeric and mmdd = date of recurring appointment); (2) a 6 character value with the format nnnnn + R; or (3) a 9 digit numeric value between 10000000 and 99999999, when the .csm Container Status field is populated with T and the .seg Full-Service Participation Indicator field is populated with F or M when populated.	Multiple Files
4131	The .mpu Mail Piece Unit - Processing Category field value provided was {}; it must contain FL = Flat when the .seg Class Defining Preparation field is populated with 6 = Std/Periodicals Co-Mailings.	Populate the .mpu Mail Piece Unit - Processing Category field with FL = Flats when the .seg Class Defining Preparation field is populated with 6.	Multiple Files
4132	The .mpu MPU Surcharge field value provided was {}; it must contain N = Not Oversized when the .seg Class Defining Preparation field is populated with 6 = Std/Periodicals Co-Mailings.	Populate the .mpu MPU Surcharge field with N when the .seg Class Defining Preparation field is populated with 6.	Multiple Files



<b>Error Number</b>	<b>Mail.dat client Error Message</b>	<b>Action</b>	<b>Error Location</b>
4133	The .mpu Flat Machinability field contains an invalid value; it must contain Y = Machinable on ASFM 100 when the .mpu Mail Piece Unit - Class field is populated with 2 = Periodicals or 5 = Per Pending and the .seg Class Defining Preparation field is populated with 6 = Std/Periodicals Co-Mailings.	Populate the .mpu Flat Machinability field with Y when the .mpu Mail Piece Unit - Class field is populated with 2 or 5 and the .seg Class Defining Preparation field is populated with 6.	Multiple Files
4134	The .mpu Postage Affixed Type field must be blank when the .seg Class Defining Preparation field is populated with 6 = Std/Periodicals Co-Mailings. The value provided was {}	Verify that the .mpu Postage Affixed Type field is not populated when the .seg Class Defining Preparation field is populated with 6.	Multiple Files
4135	The .mpa USPS Publication Number field must be populated when the .mpu Mail Piece Unit - Class field is populated with 2 = Periodicals and the .seg Class Defining Preparation field is populated with 6 = Std/Periodicals Co-Mailings. The value provided was {}	Populate the .mpa USPS Publication Number field when the .mpu Mail Piece Unit - Class field is populated with 2 and the .seg Class Defining Preparation field is populated with 6.	Multiple Files
4136	The .mpa Permit Number field must be populated when the .mpu Mail Piece Unit - Class field is populated with 3 = Std Mail or 5 = Per Pending and the .seg Class Defining Preparation field is populated with 6 = Std/Periodicals Co-Mailings . The value provided was {}	Populate the .mpa Permit Number field when the .mpu Mail Piece Unit - Class field is populated with 3 or 5 and the .seg Class Defining Preparation field is populated with 6.	Multiple Files
4137	The value provided for the .mpa Postage Payment Option field was {}; it must contain C = CPP T = CAPS or D = Debit when the .mpu Mail Piece Unit - Class field is populated with 2 = Periodicals and the .seg Class Defining Preparation field is populated with 6 = Std/Periodicals Co-Mailings	Populate the .mpa Postage Payment Option field with C, T, or D when the .mpu Mail Piece Unit - Class field is populated with 2 and the .seg Class Defining Preparation field is populated with 6.	Multiple Files
4138	The value provided for the .mpa Postage Payment Option field was {}; it must contain T = CAPS or D = Debit for when the .mpu Mail Piece Unit - Class field is populated with 3 = Std Mail and the .seg Class Defining Preparation field is populated with 6 = Std/Periodicals Co-Mailings .	Populate the .mpa Postage Payment Option field with T or D when the .mpu Mail Piece Unit - Class field is populated with 3 and the .seg Class Defining Preparation field is populated with 6.	Multiple Files

<b>Error Number</b>	<b>Mail.dat client Error Message</b>	<b>Action</b>	<b>Error Location</b>
4139	The value provided for the .mpa Postage Payment Option field was {}; it must contain D = Debit when the .mpu Mail Piece Unit - Class field is populated with 5 = Per Pending and the .seg Class Defining Preparation field is populated with 6 = Std/Periodicals Co-Mailings .	Populate the .mpa Postage Payment Option field with D when the .mpu Mail Piece Unit - Class field is populated with 5 and the .seg Class Defining Preparation field is populated with 6.	Multiple Files
4140	The value provided for the .mpa Postage Payment Method field was {}; it must contain P = Permit T = Per Pend (using Permit) or G = Gov't - Fed (use Permit) when the .seg Class Defining Preparation field is populated with 6 = Std/Periodicals Co-Mailings .	Populate the .mpa Postage Payment Method field with P,T, or G when the .seg Class Defining Preparation field is populated with 6.	Multiple Files
4141	The .cpt Component - Periodical Ad Percentage field must be populated with a valid value or 0 for the host component when the .mpu Mail Piece Unit - Class field is populated with 2 = Periodicals or 5 = Per Pending and the .seg Class Defining Preparation field is populated with 6 = Std/Periodicals Co-Mailings. The value provided was {}	Populate the .cpt Component - Periodical Ad Percentage field with a valid value or 0 for the host component when the .mpu Mail Piece Unit - Class field is populated with 2 or 5 and the .seg Class Defining Preparation field is populated with 6.	Multiple Files
4142	The value provided for the .cpt Component - Class field was {}; it must contain 1 = First Class, 2 = Periodicals, 3 = Std Mail, or 5 = Per Pending when the .seg Class Defining Preparation field is populated with 6 = Std/Periodicals Co-Mailings.	Populate the .cpt Component - Class field with 1, 2, 3, or 4 when the .seg Class Defining Preparation field is populated with 6.	Multiple Files
4143	The value provided for the .cpt Component - Rate Type field was {}; it must contain R = Regular (US/MEX/CAN), N = Nonprofit, M = Repositionable Component, or Z - Included, part of host postage when the .mpu Mail Piece Unit - Class field is populated with 3 = Std Mail and the .seg Class Defining Preparation field is populated with 6 = Std/Periodicals Co-Mailings.	Populate the .cpt Component - Rate Type field with R, N, M, or Z when the .mpu Mail Piece Unit - Class field is populated with 3 and the .seg Class Defining Preparation field is populated with 6.	Multiple Files
4144	The value provided for the .cpt Component - Rate Type field was {}; it must contain R = Regular (US/MEX/CAN), N = Nonprofit, S = Science of Agriculture, C = Classroom, W = Science of Agriculture Limited Circulation, Y = Regular Limited Circulation, H = Per Ride-Along, Z - Included, part of host postage or M = Repositionable Component when the .mpu Mail Piece Unit - Class field is populated with 2 = Periodicals and the .seg Class Defining Preparation field is populated with 6 = Std/Periodicals Co-Mailings.	Populate the .cpt Component - Rate Type field with R, N, S, C, W, Y, H, Z or M when the .mpu Mail Piece Unit - Class field is populated with 2 and the .seg Class Defining Preparation field is populated with 6.	Multiple Files

<b>Error Number</b>	<b>Mail.dat client Error Message</b>	<b>Action</b>	<b>Error Location</b>
4145	The .cpt Periodical Ad% Treatment field must be populated for components that are part of a Periodicals mailpiece when the .seg Class Defining Preparation field is populated with 6 = Std/Periodicals Co-Mailings. The value provided was {}	Populate the .cpt Periodical Ad% Treatment field for components that are part of a Periodicals mailpiece when the .seg Class Defining Preparation field is populated with 6.	Multiple Files
4146	The .cpt Periodical Issue Date field must be populated for the host component in the Periodicals mailpiece when the .seg Class Defining Preparation field is populated with 6 = Std/Periodicals Co-Mailings. The value provided was {}.	Populate the .cpt Periodical Issue Date field for the host component in the Periodicals mailpiece when the .seg Class Defining Preparation field is populated with 6.	Multiple Files
4147	The .csm Container Type field contains an invalid value; it must contain 'P' or 'V' for Periodicals mailpieces when the .seg Class Defining Preparation field is populated with '6'.		Multiple Files
4148	The .csm Container Level field contains an invalid value; it must contain 'A', 'B', 'C', 'D', 'E', 'F', 'G', 'H', 'I', 'J', 'M', 'Q', 'R', 'S', 'T', 'U', 'V', 'W', 'X', 'Y', 'AD', 'AE', 'AF', 'AG', or 'AH' for Periodicals mailpieces when the .seg Class Defining Preparation field is populated with '6'.		.csm
4149	The value provided for The .csm Entry Point for Entry Discount - Facility Type field was {}; it must contain A=ASF, B=DNDC, M=Dest AMF, K=Origin NDC, C=Origin SCF, E=Origin DU or O=Origin when the .csm Container Level field is populated with AE=NDC and the .seg Class Defining Preparation field is populated with 6=Std/Periodicals Co-Mailings.	Populate the .csm Entry Point for Entry Discount - Facility Type field with A, B, M, K, C, E or O when the .csm Container Level field is populated with AE and the .seg Class Defining Preparation field is populated with 6.	Multiple Files
4150	The value provided for The .csm Entry Point for Entry Discount - Facility Type field was {}; it must contain K=Origin NDC, L=Origin ASF, Q=Origin AMF, I=INDC, A=ASF, B=DNDC, S=DSCF, M=Dest AMF, N=Not-determined, or C=Origin SCF when the .csm Container Level field is populated with C=Mxd CR in 3-digit, R=3-Digit (auto/presort), S=3-Digit (barcode), T=3-Digit (presort), U=3-Digit (CR, auto, presort), V=3-Digit scheme, X=SCF, or Y=Protected SCF and the .seg Class Defining Preparation field is populated with 6=Std/Periodicals Co-Mailings.	Populate the .csm Entry Point for Entry Discount - Facility Type field with K, L, Q, I, A, B, S, M, N or C when the .csm Container Level field is populated with C, R, S, T, U, V, W, X, or Y and the .seg Class Defining Preparation field is populated with 6.	Multiple Files

<b>Error Number</b>	<b>Mail.dat client Error Message</b>	<b>Action</b>	<b>Error Location</b>
4151	The value provided for The .csm Entry Point for Entry Discount - Facility Type field was {}; it must contain K=Origin NDC, L=Origin ASF, Q=Origin AMF, I=INDC, A=ASF, B=DNDC, S=DSCF, M=Dest AMF, N=Not-determined, or C=Origin SCF when the .csm Container Level field is populated with A=CR-Direct, B=Mxd CR in 5-Digit, D=CR-5D Scheme, G=5-Digit (auto/presort), H=5-Digit (merged), I=5-Digit (presort only), J=5-Digit (barcode only), M=5D Scheme (presort), N=5D Scheme (auto/presort), P=5D Scheme (barcode), or Q=5D Scheme (merged) and the .seg Class Defining Preparation field is populated with 6=Std/Periodicals Co-Mailings.	Populate the .csm Entry Point for Entry Discount - Facility Type field with K, L, Q, I, A, B, S, M, N, or C when the .csm Container Level field is populated with A, B, D, G, H, I, J, M, N, P, or Q and the .seg Class Defining Preparation field is populated with 6.	Multiple Files
4152	The value provided for The .csm Container Level field was {}; it cannot contain Z=ADC, AA=AADC, AC=Mixed AADC, or AJ=Single Piece when the .seg Class Defining Preparation field is populated with 6=Std/Periodicals Co-Mailings.	Populate the .csm Container Level field with a value other than Z, AA, AC, or AJ when the .seg Class Defining Preparation field is populated with 6	Multiple Files
4153	The value provided for The .csm Entry Point for Entry Discount - Facility Type field in the .csm file was {}; it must contain K=Origin NDC, L=Origin ASF, Q=Origin AMF, I=INDC, O=Origin, E=Origin DU, or C=Origin SCF when the .csm Container Type field is populated with P=Pallet, the .csm Container Level field is populated with mixed NDC AG, and the .seg Class Defining Preparation field is populated with 6=Std/Periodicals Co-Mailings.	Populate the .csm Entry Point for Entry Discount - Facility Type field with	Multiple Files
4154	The value provided for The .csm Entry Point for Entry Discount - Facility Type was {}; it must contain A=ASF, S=DSCF, B=DNDC, C=Origin SCF, O=Origin, E=Origin DU, K=Origin NDC, L=Origin ASF, M=Dest AMF, Q=Origin AMF, or I=INDC when the .mpu Mail Piece Unit - Class field is populated with 2=Periodicals and the .seg Class Defining Preparation field is populated with 6=Std/Periodicals Co-Mailings.	Populate the .csm Entry Point for Entry Discount - Facility Type field with origin, NDC, or SCF: A, S, B, C, O, E, K, L, M, Q, or I when the .mpu Mail Piece Unit - Class field is populated with 2 and the .seg Class Defining Preparation field is populated with 6.	Multiple Files
4155	The value provided for The .csm Entry Point for Entry Discount - Facility Type field was {}; it cannot contain R=DADC or J=Origin ADC when the .seg Class Defining Preparation field is populated with 6=Std/Periodicals Co-Mailings.	Populate the .csm Entry Point for Entry Discount - Facility Type field with a value other than 'R' or 'J' when the .seg Class Defining Preparation field is populated with 6.	Multiple Files

<b>Error Number</b>	<b>Mail.dat client Error Message</b>	<b>Action</b>	<b>Error Location</b>
4156	The .cqt Zone field value provided was {}; it must contain N = Not Zoned when the .cqt Periodicals: Not County/In County field is populated with I (In County) and the .seg Class Defining Preparation field is populated with 6 (Std/Periodicals Co-Mailings).  The value provided was {}.	Populate the .cqt Zone field with N when the .cqt Periodicals: Not County/In County field is populated with I and the .seg Class Defining Preparation field is populated with 6.	Multiple Files
4157	The .cqt Zone field contains an invalid value; it must contain (Zone) 1, 3, 4, 5, 6, 7, 8, or S = SCF when the .cqt Periodicals: Not County/In County field is populated with N and the .seg Class Defining Preparation field is populated with 6 (Std/Periodicals Co-Mailings).	Populate the .cqt Zone field with 1, 3, 4, 5, 6, 7, 8, or S when the .cqt Periodicals: Not County/In County field is populated with N and the .seg Class Defining Preparation field is populated with 6.	Multiple Files
4159	The .cqt Destination Entry field value provided was {}; it cannot contain (reserved values) P or Q when the .seg Class Defining Preparation field is populated with 6 (Std/Periodicals Co-Mailings).	Populate the .cqt Destination Entry field with a value other than it cannot contain P or Q when the .seg Class Defining Preparation field is populated with 6.	Multiple Files
4160	The .cqt Destination Entry field value provided was {}; it must contain B = DNDC, S = DSCF, or N = None for mailpieces when the .seg Class Defining Preparation field is populated with 6 (Std/Periodicals Co-Mailings).	Populate the .cqt Destination Entry field with B, S, or N for mailpieces when the .seg Class Defining Preparation field is populated with 6.	Multiple Files
4161	The .cqt Rate Category field value provided was {}; it must contain A = Saturation – ECR, B = High Density – ECR, D = Carrier Route, E = 5 Digit Barcode, G = 5D Non Barcode, H = 3 Digit Barcode, K = 3D Non Barcode, FB = Firm Bundle, L = Basic Barcode, L3 = ADC BC, or L4 = MxADC BC when the .mpu Mail Piece Unit - Class field is populated with 2 (Periodicals) and the .seg Class Defining Preparation field is populated with 6 (Std/Periodicals Co-Mailings).	Populate the .cqt Rate Category field with A, B, D, E, G, H, K, FB, L, L3, L4 when the .mpu Mail Piece Unit - Class field is populated with 2 and the .seg Class Defining Preparation field is populated with 6.	Multiple Files
4162	The .cqt Rate Category field value provided was {}; it must contain A = Saturation – ECR, B = High Density – ECR, D = Carrier Route, E = 5 Digit Barcode, G = 5D Non Barcode, H = 3 Digit Barcode, K = 3D Non Barcode, L3 = ADC BC, or L4 = MxADC BC when the .mpu Mail Piece Unit - Class field is populated with 3 (Std Mail) and the .seg Class Defining Preparation field is populated with 6 (Std/Periodicals Co-Mailings).  The value provided was {}	Populate the .cqt Rate Category field with A, B, D, E, G, H, K, L3, L4 when the .mpu Mail Piece Unit - Class field is populated with 3 and the .seg Class Defining Preparation field is populated with 6.	Multiple Files

<b>Error Number</b>	<b>Mail.dat client Error Message</b>	<b>Action</b>	<b>Error Location</b>
4163	The .cqt Barcode Discount or Surcharge Indicator field value provided was {}; it must contain O (Other) when the .seg Class Defining Preparation field is populated with 6 (Std/Periodicals Co-Mailings).	Populate the .cqt Barcode Discount or Surcharge Indicator field with O when the .seg Class Defining Preparation field is populated with 6.	Multiple Files
4164	The .cqt Periodicals: Sub/Non-Sub/Requester Indicator field value provided was {}; it must contain S = Sub, N = None, or R = Requester when the .mpu Mail Piece Unit - Class field is populated with 2 (Std Mail) or 5 (Per Pending) and the .seg Class Defining Preparation field is populated with 6 (Std/Periodicals Co-Mailings).	Populate the .cqt Periodicals: Sub/Non-Sub/Requester Indicator field with S, N, or R when the .mpu Mail Piece Unit - Class field is populated with 2 or 5 and the .seg Class Defining Preparation field is populated with 6.	Multiple Files
4165	The .cqt Periodicals: Sub/Non-Sub/Requester Indicator field value provided was {}; it must contain O = Other when the .mpu Mail Piece Unit - Class field is populated with 3 (Std Mail) and the .seg Class Defining Preparation field is populated with 6 (Std/Periodicals Co-Mailings).	Populate the .cqt Periodicals: Sub/Non-Sub/Requester Indicator field with O when the .mpu Mail Piece Unit - Class field is populated with 3 and the .seg Class Defining Preparation field is populated with 6.	Multiple Files
4166	The .cqt Periodicals: Not County/In-County field value provided was {}; it must contain I = In-County or N = Not In-County when the .mpu Mail Piece Unit - Class field is populated with 2 (Periodicals) or 5 (Per Pending) and the .seg Class Defining Preparation field is populated with 6 (Std/Periodicals Co-Mailings).	Populate the .cqt Periodicals: Not County/In-County field with I or N when the .mpu Mail Piece Unit - Class field is populated with 2 or 5 and the .seg Class Defining Preparation field is populated with 6.	Multiple Files
4167	The .cqt Periodicals: Not County/In-County field value provided was {}; it must contain O = Other when the .mpu Mail Piece Unit - Class field is populated with 3 (Std Mail) and the .seg Class Defining Preparation field is populated with 6 (Std/Periodicals Co-Mailings).	Populate the .cqt Periodicals: Not County/In-County field with O when the .mpu Mail Piece Unit - Class field is populated with 3 and the .seg Class Defining Preparation field is populated with 6.	Multiple Files
4168	The .pqt Package Level field value provided was {}; it must contain A = Firm, B = Carrier Route, C = 5 Digit, D = Unique 3-F = 3 Digit, H = ADC, K = Origin MxADC, L = MxADC, T = 3-D Scheme, U = 5-D Scheme + L007, V = NDC, or X = FSS Sort plan when the .mpu Mail Piece Unit - Class field is populated with 2 (Std Mail) and the .seg Class Defining Preparation field is populated with 6 (Std/Periodicals Co-Mailings).	Populate the .pqt Package Level field with A, B, C, D, F, H, K, L, T, U, V, or X when the .mpu Mail Piece Unit - Class field is populated with 2 and the .seg Class Defining Preparation field is populated with 6.	Multiple Files



<b>Error Number</b>	<b>Mail.dat client Error Message</b>	<b>Action</b>	<b>Error Location</b>
4169	A bundle must only contain mailpieces with the .mpu Mail Piece Unit - Class field populated with 2 = Periodicals and the .mpu Mail Piece Unit - Processing Category field populated with FL = Flats when the .pqt Package Level field is populated with A = Firm and the .seg Class Defining Preparation field is populated with 6 = Std/Periodicals Co-Mailings. The value provided was {}	Verify that the .mpu Mail Piece Unit - Class field is populated with 2 and the .mpu Mail Piece Unit - Processing Category field is populated with FL = Flats when the .pqt Package Level field is populated with A and the .seg Class Defining Preparation field is populated with 6.	Multiple Files
4170	The .seg Class Defining Preparation field The value provided was {}; it must contain 6 in all .seg records when multiple .seg records are submitted within the same job. 6 = Std/Periodicals Co-Mailings	Populate the .seg Class Defining Preparation field with 6 for all records.	Multiple Files
4171	Job ID is a required field in the .pbc file.	Populate the .pbc Job ID field.	.pbc
4172	PBC Unique ID is a required field in the .pbc file.	Populate the .pbc PBC Unique ID field.	.pbc
4173	CQT Database ID is a required field in the .pbc file.	Populate the .pbc CQT Database ID field.	.pbc
4174	Package ID is a required field in the .pbc file.	Populate the .pbc Job ID field.	.pbc
4175	PBC Record Status is a required field in the .pbc file.	Populate the .pbc PBC Record Status field.	.pbc
4176	The .pbc PBC Record Status field must be populated with an alphanumeric value.	Populate the .pbc PBC Record Status field with an alphanumeric value.	.pbc
4177	PBC Closing Character is a required field in the .pbc file.	Populate the .pbc Closing Character field.	.pbc
4178	The .pbc PBC Wasted or Shortage Piece Indicator field must be populated with an alphanumeric value.	Populate the .pbc Wasted or Shortage Piece Indicator field with an alphanumeric value.	.pbc
4180	The .seg Container and Bundle Charge Method field value provided was {}; it cannot be populated with 2 – Charge all to one of the publications	Populate the .seg Container and Bundle Charge Method field with a value other than 2.	Multiple Files
4181	The .cpt Component - Class field must be populated with 1 = First Class when the .mpu Mail Piece Unit - Class field is populated with 1 = First Class. The value provided was {}.	Populate the .cpt Component - Class field with 1 when the .mpu Mail Piece Unit - Class field is populated with 1.	Multiple Files

<b>Error Number</b>	<b>Mail.dat client Error Message</b>	<b>Action</b>	<b>Error Location</b>
4182	The .cpt Component - Class field must be populated with 1 = First Class, 2 = Periodicals, or 3 = Std Mail when the .mpu Mail Piece Unit - Class is populated with 2 = Periodicals. The value provided was {}.	Populate the .cpt Component - Class field with 1, 2, or 3 when the .mpu Mail Piece Unit - Class field is populated with 2.	Multiple Files
4183	The .cpt Component - Class field must be populated with 1 = First Class, 3 = Std Mail, or 5 = Per Pending when the .mpu Mail Piece Unit - Class field is populated with 5 = Per Pending. The value provided was {}.	Populate the .cpt Component - Class field with 1, 3, or 5 when the .mpu Mail Piece Unit - Class field is populated with 5.	Multiple Files
4184	The .cpt Component - Class field must be populated with 1 = First Class or 3 = Std Mail when the .mpu Mail Piece Unit - Class is populated with 3 = Std Mail. The value provided was {}.	Populate the .cpt Component - Class field with 1 or 3 when the .mpu Mail Piece Unit - Class field is populated with 3.	Multiple Files
4185	The .cpt Component - Class field must be populated with 1 = First Class or 4 = Pkg Services when the .mpu Mail Piece Unit - Class field is populated with 4 = Pkg Services. The value provided was {}.	Populate the .cpt Component - Class field with 1 or 4 when the .mpu Mail Piece Unit - Class field is populated with 4.	Multiple Files
4186	Record status for the .pbc file does not match the Header File Status.		.pbc
4187	The .pbc PBC Record Status field does not match the .hdr Piece Barcode File Status field.	Populate the .pbc PBC Record Status field with the same value that is populated in the .hdr Piece Barcode File Status field.	.pbc
4188	A .par file may not be submitted when the .pbc Wasted or Shortage Piece Indicator field is populated with W or S.	Do not attempt to submit a .par file when the .pbc Wasted or Shortage Piece Indicator field is populated with W or S.	Multiple Files
4189	The .mpu Mail Piece Unit - Class field contains an invalid value; it must contain 2 = Periodicals 3 = Std Mail 4 = Pkg Services or 5 = Per Pending when the .csm Container Level field is populated with E = FSS Sort Plan or F = FSS Facility	Populate the .mpu Mail Piece Unit - Class field with 2, 3, 4, or 5 when the .csm Container Level field is populated with E or F.	Multiple Files
4190	The .cqt Rate Category field value provided was {}; it cannot contain A = Saturation – ECR when the .pqt Package Level is populated with X = FSS Sort plan.	Do not populate the .cqt Rate Category field with A when the .pqt Package Level field is populated with X.	Multiple Files
4191	The .cqt Rate Category field value provided was {}; it cannot contain A = Saturation – ECR when .csm Container Level is populated with E (FSS Sort Plan) or F (FSS Facility).	Do not populate the .cqt Rate Category field with A when the .csm Container Level field is populated with E or F.	Multiple Files



<b>Error Number</b>	<b>Mail.dat client Error Message</b>	<b>Action</b>	<b>Error Location</b>
4192	The .mpu Flat Machinability field value provided was {}; it must contain Y = Machinable on ASFM 100 or U = Machinable on USFM 1000 when the .mpu Mail Piece Unit - Processing Category field is populated with FL = Flats and the .mpu Mail Piece Unit - Processing Category field is populated with 3 or 4 for FSS Preparation.	Populate the .mpu Flat Machinability field with Y or U when the .mpu Mail Piece Unit - Processing Category field is populated with FL = Flats and the .mpu Mail Piece Unit - Processing Category field is populated with 3 or 4 for FSS Preparation.	Multiple Files
4193	The value provided for The .csm Entry Point for Entry Discount - Facility Type field was {}; it must contain B=DNDC, S=DSCF, A=ASF, D=DDU, R=DADC, O=Origin, E=Origin DU, J=Origin ADC, K=Origin NDC, L=Origin ASF, C=Origin ASF, or Q=Origin AMF when the .mpu Mail Piece Unit - Class field is populated with 2=Periodicals for FSS Preparation.	Populate the .csm Entry Point for Entry Discount - Facility Type field with B, S, A, D, R, O, E, J, K, L, C, or Q when the .mpu Mail Piece Unit - Class field is populated with 2 for FSS Preparation.	Multiple Files
4194	The value provided for The .csm Entry Point for Entry Discount - Facility Type field was {}; it must contain B=DNDC, S=DSCF, A=ASF, D=DDU, O=Origin, E=Origin DU, K=Origin NDC, L=Origin ASF, Q=Origin AMF, C=Origin SCF, or N=Not-determined when the .mpu Mail Piece Unit - Class field is populated with 3=Std Mail for FSS Preparation.	Populate the .csm Entry Point for Entry Discount - Facility Type field with B, S, A, D, O, E, K, L, Q, C, or N when the .mpu Mail Piece Unit - Class field is populated with 3 for FSS Preparation.	Multiple Files
4195	The value provided for The .csm Entry Point for Entry Discount - Facility Type field was {}; it must contain B=DNDC, S=SCF, A=ASF, D=DDU, O=Origin, E=Origin DU, J=Origin ADC, K=Origin NDC, L=Origin ASF, Q=Origin AMF, or C=Origin SCF when the .mpu Mail Piece Unit - Class field is populated with 4 and the .mpu Mail Piece Unit - Rate Type field is populated with B=BPM for FSS Preparation.	Populate the .csm Entry Point for Entry Discount - Facility Type field with B, S, A, D, O, E, J, K, L, Q, or C when the .mpu Mail Piece Unit - Class field is populated with 4 and the .mpu Mail Piece Unit - Rate Type field is populated with B for FSS Preparation.	Multiple Files
4196	The value provided for The .csm Container Type field was {}; it must contain P, F, or S for FSS Preparation.	Populate the .csm Container Type field with P, F, or S for FSS Preparation.	Multiple Files

Error Number	Mail.dat client Error Message	Action	Error Location
4197	The .csm Container Level field contains was {}; it must contain E=FSS Sort Plan, F=FSS Facility, G=5-digit (auto/presort), H=5-digit (merged), I=5-digit (presort only), J=5-digit (barcode only), M=5D scheme (presort), N=5D scheme (auto, presort), P=5D scheme (barcode), Q=5D scheme (merged), R=3-digit (auto, presort), S=3-digit (barcode), T=3-digit (presort), U=3-digit (CR, auto, presort), V=3-digit scheme, X=SCF, Y=Protected SCF, Z=ADC, AB=Mxd ADC, AD=ASF, AE=NDC, AF=Protected NDC, AG=Mxd NDC, AH=Origin MxADC, or AI=Protected ADC when the .pqt Package Level field is populated with X=FSS Sort Plan.	Populate the .csm Container Level field with E, F, G, H, I, J, M, N, P, Q, R, S, T, U, V, X, Y, Z, AB, AD, AE, AF, AG, AH, or AI when the .pqt Package Level field is populated with X.	Multiple Files
4198	The .mpu Mail Piece Unit - Weight must be greater than or equal to 3.5oz and less than 16oz when the .mpu Mail Piece Unit - Class field is populated with 1= First Class, the .mpu Rate Schedule field is populated with P = Commercial Plus , and the .mpu Mail Piece Unit - Processing Category field is populated with IR = Irregular Parcel or MP = Machinable Parcels. The value provided was {}.	Populate the .mpu Mail Piece Unit - Weight with a value that is greater than or equal to 3.5oz and less than 16oz when the .mpu Mail Piece Unit - Class field is populated with 1, the .mpu Rate Schedule field is populated with P, and the .mpu Mail Piece Unit - Processing Category field is populated with IR = Irregular Parcel or MP = Machinable Parcels.	Multiple Files
4199	The .mpu MPU Surcharge must be set to N to indicate machinable when the .mpu Mail Piece Unit - Class field is populated with 1= First Class, the .mpu Rate Schedule field is populated with P = Commercial Plus, and the .mpu Mail Piece Unit - Processing Category field is populated with IR = Irregular Parcel or MP = Machinable Parcels (Under 1lb). The value provided was {}.	Populate the .mpu MPU Surcharge field with N when the .mpu Mail Piece Unit - Class field is populated with 1, the .mpu Rate Schedule field is populated with P, and the .mpu Mail Piece Unit - Processing Category field is populated with IR = Irregular Parcel or MP = Machinable Parcels.	Multiple Files
4200	The .mpa Postage Payment Method must be populated with P = Permit or G = Gov't - Fed (use Permit) when the .mpu Mail Piece Unit - Class field is populated with 1 = First Class, the .mpu Rate Schedule field is populated with P = Commercial Plus, and the .mpu Mail Piece Unit - Processing Category field is populated with IR = Irregular Parcel or MP = Machinable Parcels (Under 1lb).	Populate the .mpa Postage Payment Method field with P or G when the .mpu Mail Piece Unit - Class field is populated with 1, the .mpu Rate Schedule field is populated with P, and the .mpu Mail Piece Unit - Processing Category field is populated with IR = Irregular Parcel or MP = Machinable Parcels (Under 1lb).	Multiple Files

<b>Error Number</b>	<b>Mail.dat client Error Message</b>	<b>Action</b>	<b>Error Location</b>
4201	The .cpt Component - Weight field must be populated with a value that is less than or greater than 4.4.lbs when the .mpu Mail Piece Unit - Class field is populated with 2 = Periodicals or 5 = Per Pending, the .mpu Mail Piece Unit - Processing Category field is populated with FL = Flats, and the .mpu Flat Machinability field is populated with U = Machinable on USFM 1000.The value provided was {}	Populate the .cpt Component - Weight field with a value that is less than or greater than 4.4.lbs when the .mpu Mail Piece Unit - Class field is populated with 2 or 5, the .mpu Mail Piece Unit - Processing Category field is populated with FL = Flats, and the .mpu Flat Machinability field is populated with U.	Multiple Files
4202	The .mpu Mail Piece Unit - Weight field must be populated with a value that is less than or equal to 15lbs when the .mpu Mail Piece Unit - Class field is populated with 4 = Pkg Services and the .mpu Mail Piece Unit - Rate Type field is populated with B = Bound Printed Matter and does not contain a barcode. The value provided was {}.	Populate the .mpu Mail Piece Unit - Weight field with a value that is less than or equal to 15lbs when the .mpu Mail Piece Unit - Class field is populated with 4 and the .mpu Mail Piece Unit - Rate Type field is populated with B and does not contain a barcode.	Multiple Files
4203	The .mpu Mail Piece Unit - Weight field must be populated with a value that is less than or equal to 70lbs when the .mpu Mail Piece Unit - Class field is populated with 4 = Pkg Services and the .mpu Mail Piece Unit - Rate Type field is populated with F = Media or L = Library, the .mpu Mail Piece Unit - Processing Category field is populated with FL = Flats and does not contain a barcode. The value provided was {}.	Populate the .mpu Mail Piece Unit - Weight field with a value that is less than or equal to 70lbs when the .mpu Mail Piece Unit - Class field is populated with 4 and the .mpu Mail Piece Unit - Rate Type field is populated with F or L, the .mpu Mail Piece Unit - Processing Category field is populated with FL = Flats and does not contain a barcode.	Multiple Files
4204	The value provided for The .csm Container Type field was {}; it must contain V = Sack (Virtual) when the .csm Included In Other Documentation field is populated with O = Origin and the .seg Class Defining Preparation field is populated with 6=Std/Periodicals Co-Mailings.	Populate the .csm Container Type field with V when the .csm Included In Other Documentation field is populated with O and the .seg Class Defining Preparation field is populated with 6.	.csm, .seg
4205	The .csm Parent Container Reference ID must be blank when the .csm Included In Other Documentation field is populated with O = Origin and the .seg Class Defining Preparation field is populated with 6=Std/Periodicals Co-Mailings.	Verify that the .csm Parent Container Reference ID field is not populated when the .csm Included In Other Documentation field is populated with O and the .seg Class Defining Preparation field is populated with 6.	.csm, .seg

<b>Error Number</b>	<b>Mail.dat client Error Message</b>	<b>Action</b>	<b>Error Location</b>
4206	The .hdr, .seg, .mpu, .mcr, .mpa, .cpt, .csm, .cqt, .pqt, and .oci files must be included in the consolidated job for a bundle based co-palletization mailing.	Include the .hdr, .seg, .mpu, .mcr, .mpa, .cpt, .csm, .cqt, .pqt, and .oci files in the consolidated job for a bundle based co-palletization mailing.	Multiple Files
4207	The .hdr Mail.dat Presentation Category field value provided was {}; it must contain P= Conventional Presort; when the .seg Class Defining Preparation field is populated with 6 = Std/Periodicals Co-Mailings.	Populate the .hdr Presentation Category field with P when the .seg Class Defining Preparation field is populated with 6.	Multiple Files
4208	The .seg Class Defining Preparation field The value provided was {}; it must contain 6 when the .mpu Mail Piece Unit - Class field is populated with 2 for some MPUs and the .mpu Mail Piece Unit - Class field is populated with 3 for some. 2 = Periodicals 3 = Std Mail	Populate the .seg Class Defining Preparation field with 6 when the .mpu Mail Piece Unit - Class field is populated with 2 for some MPUs and 3 for some MPUs.	Multiple Files
4209	The .seg Principal Processing Category field The value provided was {}; it must contain FL when the .seg Class Defining Preparation field is populated with 6. FL = Flat 6 = Std/Periodicals Co-Mailings	Populate the .seg Principal Processing Category field with FL = Flats when the .seg Class Defining Preparation field is populated with 6.	Multiple Files
4210	The .seg Logical/Physical CONTAINER Indicator field The value provided was {}; it must contain P when the .seg Class Defining Preparation field is populated with 6. P = Physical Container 6 = Std/Periodicals Co-Mailings	Populate the .seg Logical/Physical CONTAINER Indicator field with P when the .seg Class Defining Preparation field is populated with 6.	Multiple Files
4211	The .seg Log/Phy PACKAGE Indicator field The value provided was {}; it must contain P when the .seg Class Defining Preparation field is populated with 6. P = Physical Package 6 = Std/Periodicals Co-Mailings	Populate the .seg Log/Phy PACKAGE Indicator field with P when the .seg Class Defining Preparation field is populated with 6.	Multiple Files
4214	The .mpu Mail Piece Unit - Class field value provided was {}; it must contain 2 = Periodicals 3 = Std Mail or 5 = Per Pending when the .seg Class Defining Preparation field is populated with 6 = Std/Periodicals Co-Mailings.	Populate the .mpu Mail Piece Unit - Class field with 2, 3, or 5 when the .seg Class Defining Preparation field is populated with 6.	Multiple Files
4215	The .mpu Mail Piece Unit - Rate Type field value provided was {}; it must contain R = Regular (US/MEX/CAN) N = Nonprofit S = Science of Agriculture C = Classroom W = Science of Agriculture Limited Circulation or Y = Regular Limited Circulation when the .mpu Mail Piece Unit - Class field is populated with 2 = Periodicals and the .seg Class Defining Preparation field is populated with 6 = Std/Periodicals Co-Mailings.	Populate the .mpu Mail Piece Unit - Rate Type field with R, N, S, C, W or Y for when the .mpu Mail Piece Unit - Class field is populated with 2 and the .seg Class Defining Preparation field is populated with 6.	Multiple Files

<b>Error Number</b>	<b>Mail.dat client Error Message</b>	<b>Action</b>	<b>Error Location</b>
4216	The .mpu Mail Piece Unit - Rate Type field value provided was {}; it must contain R = Regular (US/MEX/CAN) or N = Nonprofit when the .mpu Mail Piece Unit - Class field is populated with 3 = Std Mail and the .seg Class Defining Preparation field is populated with 6=Std/Periodicals Co-Mailings.	Populate the .mpu Mail Piece Unit - Rate Type field with R or N when the .mpu Mail Piece Unit - Class field is populated with 3 and the .seg Class Defining Preparation field is populated with 6.	Multiple Files
4217	The value provided for The .csm Entry Point for Entry Discount - Facility Type field was {}; it must contain B=DNDC, A=ASF, S=DSCF, D=DDU, R=DADC, O=Origin, N=Not-determined, C=Origin SCF, E=Origin DU, J=Origin ADC, K=Origin NDC, L=Origin ASF, M=Dest AMF, or Q=Origin AMF.	Populate the .csm Entry Point for Entry Discount - Facility Type field with B, A, S, D, R, O, N, C, E, J, K, L, M, or Q.	.csm
4218	Piece Barcode Record Count is a required field in the .hdr file.	Populate the .hdr Piece Barcode Record Count field.	.pbc
4219	The .hdr Piece Barcode Record Count field must be populated with a numeric value.	Populate the .hdr Piece Barcode Record field with a numeric value.	.pbc
4220	Piece Barcode File Status is a required field in the .hdr file.	Populate the .hdr Piece Barcode File Status field.	.pbc
4221	The .hdr Piece Barcode File Status field value provided was {}; it must contain O = original , N = Non Transmitted, D = Delete Entire File, C = Change Individual Records, or U = Update Individual Records.	Populate the .hdr Piece Barcode File Status field with O = Original, N = None, D = Delete, C = Change, U = Update.	.pbc
4227	Wasted or Shorted piece data may not be included in the .pbc file when the .csm Container Type field is populated with V= Sack (Virtual) and the .csm Included In Other Documentation field is populated with O= Original Container.	Do not included wasted or shorted piece information in the .pbc file when the .csm Container Type field is populated with V and the .csm Included In Other Documentation field is populated with O.	.pbc
4228	The .pqt Package Level field value provided was {}; it must contain A = Firm, B = Carrier Route, C = 5 Digit, D = Unique 3-F = 3 Digit, H = ADC, I = AADC, K = Origin MxADC, L = MxADC, M = MxAADC, O = Working, R = Parcel, S = Multi-pc Parcel, T = 3-D Scheme, U = 5-D Scheme + L007, V = NDC, X = FSS Sort plan or Y = Alt Del - Bas when the .csm Container Level field is populated with E = FSS Sort Plan or F = FSS Facility and the .mpu Mail Piece Unit - Class field is populated with 3 (Std Mail) or 4 (Pkg Services) .	Populate the .pqt Package Level field with A, B, C, D, F, H, I, K, L, M, O, R, S, T, U, V, X, or Y when the .csm Container Level field is populated with E or F and the .mpu Mail Piece Unit - Class field is populated with 3 or 4.	Multiple Files

<b>Error Number</b>	<b>Mail.dat client Error Message</b>	<b>Action</b>	<b>Error Location</b>
4229	The .pqt Package Level field value provided was {}; it must contain A = Firm, B = Carrier Route, C = 5 Digit, D = Unique 3-F = 3 Digit, H = ADC, I = AADC, K = Origin MxADC, L = MxADC, M = MxAADC, T = 3-D Scheme, U = 5-D Scheme + L007, V = NDC, or X = FSS Sort plan when the .csm Container Level field is populated with E = FSS Sort Plan or F = FSS Facility and the .mpu Mail Piece Unit - Class field is populated with 2 (Periodicals) or 5 (Per Pending).	Populate the .pqt Package Level field with A, B, C, D, F, H, I, K, L, M, T, U, V, or X when the .csm Container Level field is populated with E or F and the .mpu Mail Piece Unit - Class field is populated with 2 or 5.	Multiple Files
4230	The .mpu Mail Piece Unit - Class field value provided was {}; it must contain 1 = First Class 2 = Periodicals or 3 = Std Mail when the .cpt Postal Price Incentive Type field is populated with MB = Mobile Barcode .	Populate the .mpu Mail Piece Unit - Class field with 1, 2, or 3 when the .cpt Postal Price Incentive Type field is populated with MB.	Multiple Files
4234	The .seg Class Defining Preparation field cannot be populated with '6'; Std/Periodicals Co-Mailings is not supported.		.seg
4235	The .csm CSA Agreement ID field must be populated with an alphanumeric value.	Populate the .csm CSA Agreement ID field with an alphanumeric value.	.csm
4236	The .csm Postage Statement Mailing Date field values cannot span the proposed price change date; within a job these dates must either be all before or all after {1}.	Populate the .csm Postage Statement Mailing Date field with a value that does not span the price change date.	.csm
4237	The .csm Scheduled Induction Date field is required when the .csm USPS Pick Up field is populated with N=No, the .csm Container Status field is populated with T=Transportation info update and the .seg Full Service Participation Indicator field is populated with F=Full Service or M=Mixed (Basic and Full Mixed). The value provided was {}.	Populate the .csm Scheduled Induction Date field when the .csm USPS Pick Up field is populated with N, the .csm Container Status field is populated with T and the .seg Full Service Participation Indicator field is populated with F or M.	.csm
4238	The .csm Scheduled Induction Time field is required when the .csm USPS Pick Up field is populated with N=No, the .csm Container Status field is populated with R=Ready to pay and the .seg Full Service Participation Indicator field is populated with F=Full Service or M=Mixed (Basic and Full Mixed). The value provided was {}.	Populate the .csm Scheduled Induction Time field when the .csm USPS Pick Up field is populated with N, the .csm Container Status field is populated with R and the .seg Full Service Participation Indicator field is populated with F or M.	.csm



<b>Error Number</b>	<b>Mail.dat client Error Message</b>	<b>Action</b>	<b>Error Location</b>
4239	The .csm Scheduled Induction Time field is required when the .csm USPS Pick Up field is populated with N=No, the .csm Container Status field is populated with T=Transportation info update and the .seg Full Service Participation Indicator field is populated with F=Full Service or M=Mixed (Basic and Full Mixed). The value provided was {}.	Populate the .csm Scheduled Induction Time field when the .csm USPS Pick Up field is populated with N, the .csm Container Status field is populated with T and the .seg Full Service Participation Indicator field is populated with F or M.	.csm
4240	The value provided for The .csm Entry Point for Entry Discount - Facility Type was {}; it cannot contain B=DNDC, R=DADC, S=DSCF or D=DDU when the .seg Class Defining Preparation field is populated with 1=First-Class.	Populate the .csm Entry Point for Entry Discount - Facility Type field with a value other than B, R, S, or D when the .seg Class Defining Preparation field is populated with 1.	.csm
4241	The .csm CSA Agreement ID field is required when the .seg Class Defining Preparation field is populated with 1=First-Class and the .csm Container Level field is populated with AK=Mxd Surface, AL=Mxd Air, AM=Working, AN=Single Piece, AO=Surface, AP=Air or AQ=Local for Mail.dat version 11-2 files.	Populate the .csm CSA Agreement ID field when the .seg Class Defining Preparation field is populated with 1 and the .csm Container Level field is populated with AK, AL, AM, AN, AO, AP or AQ for Mail.dat version 11-2 files.	.csm
4251	The STID portion of the .pdr IM/TM/ Barcode field must match the .mpu Mail Piece Unit - Class field.	Populate the STID portion of the .pdr IM/TM/ Barcode field with a value that matches the .mpu Mail Piece Unit - Class field.	Multiple Files
4254	The .csm Accept Misshipped field contains an invalid value, it must contain Y=Yes when populated. The value provided was {}.	Populate the .csm Accept Misshipped field with Y when populated.	.csm
4256	The .seg Class Defining Preparation must be populated with 1 when the .csm Container Level field is populated with AK, AL, AM, AN, AO, AP, or AQ. 1 = First Class AK = MXDS – Mixed Surface CSA FCM Only AL = MXDA – Mixed Air CSA FCM Only AM = Working CSA FCM Only AN = Single Piece CSA FCM Only AO= Surface CSA FCM Only AP = Air CSA FCM Only AQ =Local CSA FCM Only The value provided was {}	Populate the .seg Class Defining Preparation field with 1 when the .csm Container Level field is populated with AK, AL, AM, AN, AO, AP, or AQ.	.seg

<b>Error Number</b>	<b>Mail.dat client Error Message</b>	<b>Action</b>	<b>Error Location</b>
4257	The .seg Class Defining Preparation must be populated with 1 when the .cpt Content of Mail field is populated with F. 1 = First Class F = Round Trip ONLY: One DVD/CD or other disk (Can be LT or FL) The value provided was {}	Populate the .seg Class Defining Preparation field with 1 when the .cpt Content of Mail field is populated with F.	.seg
4258	The .cpt Content of Mail field must be populated with F = Round Trip ONLY: One DVD/CD or other disk (Can be LT or FL) for all .cpt records when at least one .cpt Content of Mail field is populated with F = Round Trip ONLY: One DVD/CD or other disk (Can be LT or FL). The value provided was {}	Populate the .cpt Content of Mail field with F for all records when at least one .cpt Content of Mail field is populated with F.	.cpt
4259	The .mpu Mail Piece Unit - Processing Category field must be populated with LT = Letters or FL = Flats when the .cpt Content of Mail field is populated with F = Round Trip ONLY: One DVD/CD or other disk (Can be LT or FL). The value provided was {}.	Populate the .mpu Mail Piece Unit - Processing Category field with LT = Letters or FL = Flats when the .cpt Content of Mail field is populated with F.	.mpu
4263	For eInduction processing, the .csm Label: IM/TM/ Container Or IM/TM/ Tray Barcode field must be populated when the .csm Container Type field is populated with P = Pallet, H = EIRS 61 – Hamper, Large Canvas, A = EIRS 61P – Hamper, Large Plastic, G = EIRS 66 – General Purpose Mail Container w/Gate, D = EIRS 68 – Eastern Region Mail Container w/Web Door, R = EIRS 84 – Wire Container Rigid, C = EIRS 84C – Collapsible Wire Container, or Z = User Pallet. The value provided was {}.	Populate the .csm Label: IM/TM/ Container Or IM/TM/ Tray Barcode field when the .csm Container Type field is populated with P, H, A, G, D, R, C, or Z.	.csm
4264	For eInduction processing, the .csm Entry Point - Actual / Delivery - Locale Key field must be populated when the .csm Container Type field is populated with P = Pallet ,H = EIRS 61 – Hamper, Large Canvas, A = EIRS 61P – Hamper, Large Plastic, G = EIRS 66 – General Purpose Mail Container w/Gate, D = EIRS 68 – Eastern Region Mail Container w/Web Door, R = EIRS 84 – Wire Container Rigid, C = EIRS 84C – Collapsible Wire Container, Z = User Pallet, M = Logical Pallet (MLOCR), T = 2' Tray, O = 1' Tray, E = EMM Tray, F = Flat Tub, S = Sack (general), 1 = #1 Sack, 2 = #2 Sack, 3 = #3 Sack, or L =Logical Tray (MLOCR) and the .csm Sibling Container Indicator field is not populated.	Populate the .csm Entry Point - Actual / Delivery - Locale Key field when the .csm Container Type field is populated with P, H, A, G, D, R, C, Z, M, T, O, E, F, S, 1, 2, 3, or L and the .csm Sibling Container Indicator field is not populated.	.csm



<b>Error Number</b>	<b>Mail.dat client Error Message</b>	<b>Action</b>	<b>Error Location</b>
4265	For eInduction processing, the .csm Label: IM/TM/ Container Or IM/TM/ Tray Barcode field must contain exactly 21 characters when the .csm Container Type field is populated with P = Pallet ,H = EIRS 61 – Hamper, Large Canvas, A = EIRS 61P – Hamper, Large Plastic, G = EIRS 66 – General Purpose Mail Container w/Gate, D = EIRS 68 – Eastern Region Mail Container w/Web Door, R = EIRS 84 – Wire Container Rigid or Z = User Pallet The value provided was {}.	Populate the .csm Label: IM/TM/ Container Or IM/TM/ Tray Barcode field with exactly 21 characters when the .csm Container Type field is populated with P, H, A, G, D, R, C, or Z.	.csm
4266	For eInduction processing, the .csm Label: IM/TM/ Container Or IM/TM/ Tray Barcode field must begin with '99M' when the .csm Container Type field is populated with P = Pallet ,H = EIRS 61 – Hamper, Large Canvas, A = EIRS 61P – Hamper, Large Plastic, G = EIRS 66 – General Purpose Mail Container w/Gate, D = EIRS 68 – Eastern Region Mail Container w/Web Door, R = EIRS 84 – Wire Container Rigid or Z = User Pallet. The value provided was {}.	Populate the .csm Label: IM/TM/ Container Or IM/TM/ Tray Barcode field with a value that begins with '99M' when the .csm Container Type field is populated with P, H, A, G, D, R, C, or Z.	.csm
4269	Mail.dat file submissions with .hdr IDEAlliance Version 09-1 and a .csm Postage Statement Mailing Date after {1} are not supported.	Do not attempt to submit a Mail.dat version 09-1 mailing.	Multiple Files
4270	The value provided for The .csm eInduction Indicator field was {}, it must contain Y = Yes when populated.	Populate the .csm eInduction Indicator field with Y when populated.	.csm
4271	The .par MPA - Unique Sequence / Grouping ID field must match the corresponding .mpa MPA - Unique Sequence / Grouping ID field.	Populate the .par MPA - Unique Sequence / Grouping ID field with the same value that is populated in the .mpa MPA - Unique Sequence / Grouping ID field.	.par
4272	The .csm Scheduled Induction Date field is required when the .csm USPS Pick Up field is populated with N = No, the .csm Container Status field is populated with R = Ready to pay and the .seg Full Service Participation Indicator field is populated with F=Full Service or M=Mixed (Basic and Full Mixed). The value provided was {}.	Populate the .csm Scheduled Induction Date field when the .csm USPS Pick Up field is populated with N, the .csm Container Status field is populated with R and the .seg Full Service Participation Indicator field is populated with F or M.	.csm
4273	The .mpa USPS Publication Number field cannot be populated with a value that contains leading zeroes.	Populate the .mpa USPS Publication Number field with a value that does not contain leading zeroes.	.mpa

<b>Error Number</b>	<b>Mail.dat client Error Message</b>	<b>Action</b>	<b>Error Location</b>
4274	The .mpa Permit Number field cannot be populated with a value that contains leading zeroes.	Populate the .mpa Permit Number field with a value that does not contain leading zeroes.	.mpa
4275	The .mpa Mail Owner's Lcl Permit Ref Num / Int'l Bill Num field cannot be populated with a value that contains leading zeroes.	Populate the .mpa Mail Owner's Lcl Permit Ref Num / Int'l Bill Num field with a value that does not contain leading zeroes	.mpa
4276	When updating the .csm Container Status of a parent container to R = Ready to pay, the .csm Container Status field of all child containers must also be updated to R = Ready to pay. The value provided was {}.	Populate the .csm Container Status field with R for all child containers when the parent container .csm Container Status field is populated with R.	.csm
4277	The .cqt Simplified Address Indicator field value provided was {}, it must contain Y =Yes when populated and the .mpu Mail Piece Unit - Class is field is populated with 3= Std Mail.	Populate the .cqt Simplified Address Indicator field with Y when populated and the .mpu Mail Piece Unit - Class is field is populated with 3.	.csm, .pbc
4278	The .csm Parent Container Reference ID must reference a container whose .csm Container Type is A = EIRS 61P – Hamper, Large Plastic, B = Bedload, C = EIRS 84C – Collapsible Wire Container, D = EIRS 68 – Eastern Region Mail Container w/Web Door, G = EIRS 66 – General Purpose Mail Container w/Gate, H = EIRS 61 – Hamper, Large Canvas, P = Pallet, R = EIRS 84 – Wire Container Rigid, U = Unit Load Device, W = Walled Unit, or Z = User Pallet when the .csm Container type is populated with S = Sack (general), 1 = #1 Sack, 2 = #2 Sack, 3 = #3 Sack, 4 = 01V Sack, or 5 = 03V Sack and the .csm Included in Other Documentation is populated with L = Linked or new. The value provided was {}.	Populate the .csm Parent Container Reference ID field with a value that references a container whose .csm Container Type is A, B, C, D, G, H, P, R, U, W, or Z when the .csm Container type is populated with S, 1, 2, 3, 4, or 5 and the .csm Included in Other Documentation is populated with L.	.csm
4279	When the .csm Container type is set to S, 1, 2, 3, 4, or 5 and the .csm Included in Other Documentation is set to L, the .csm Parent Container Reference ID must be populated.	Populate the .csm Parent Container Reference ID field when the .csm Container type is populated with S, 1, 2, 3, 4, or 5 and the .csm Included in Other Documentation is populated with L.	.csm
4280	The STID portion of the Intelligent Mail Barcode in the .pbc file must match the .mpu Mail Piece Unit - Class.	Populate the STID portion of the .pbc Barcode field with a value that matches the .mpu Mail Piece Unit - Class field.	Multiple Files

<b>Error Number</b>	<b>Mail.dat client Error Message</b>	<b>Action</b>	<b>Error Location</b>
4281	The .csm Postage Statement Mailing Date cannot be set to a date on or after the upcoming price change date - {1}.	Populate the .csm Postage Statement Mailing Date field with a value that is not on or after the upcoming price change date.	.csm
4282	Rate Category contains an invalid value; it must contain E, H, L1, L2, N, or S for MLOCR letters.	Populate the .cqt Rate Category field with E, H, L1, L2, N, or S for MLOCR mailings when the .mpu Mail Piece Unit - Class field is populated with 1 and the . Mpu Mail Piece Unit - Processing Category field is populated with LT = Letters.	Multiple Files
4284	The .csm Container Type field contains an invalid value; it must contain 'P' for FSS Mixed Class mailings.	Populate the .csm Container Type field with P when the .seg Class Defining Preparation field is populated with 6 for FSS mailings.	Multiple Files
4285	The .cqt Zone field contains an invalid value; it cannot be populated with 'D' or 'V' for Periodicals mailpieces for FSS Mixed Class mailings.	Populate the .cqt Zone field with a value other than D or V when the .mpu Mail Piece Unit - Class field is populated with 2 for FSS Mixed Class mailings.	Multiple Files
4286	The .cqt Destination Entry field contains an invalid value; it cannot be populated with 'D' for FSS Mixed Class mailings.	Populate the .cqt Destination Entry field with a value other than D when the .seg Class Defining Preparation field is populated with 6.	Multiple Files
4287	The .mpu Mail Piece Unit - Weight field value provided was {}; it contains a value that is less than or equal to 22oz when the .cqt Rate Category field is populated with L = Library or H = Per Ride-Along, the .mpu Mail Piece Unit - Class field is populated with 2 = Periodicals, and the .seg Class Defining Preparation field is populated with 6 = Std/Periodicals Co-Mailings for FSS mailings.	Populate the .mpu Mail Piece Unit - Weight field with a value that is less than or equal to 22oz when the .cqt Rate Category field is populated with L or H, the .mpu Mail Piece Unit - Class field is populated with 2, and the .seg Class Defining Preparation field is populated with 6 for FSS mailings.	Multiple Files

<b>Error Number</b>	<b>Mail.dat client Error Message</b>	<b>Action</b>	<b>Error Location</b>
4288	The .mpu Mail Piece Unit - Weight field value provided was {}; it must contain a value that is less than or equal to 16oz when the .mpu Mail Piece Unit - Class field is populated with 3= Std Mail and the .seg Class Defining Preparation field is populated with 6 = Std/Periodicals Co-Mailings for FSS mailings.	Populate the .mpu Mail Piece Unit - Weight field with a value that is less than or equal to 16oz when the .mpu Mail Piece Unit - Class field is populated with 3 and the .seg Class Defining Preparation field is populated with 6 for FSS mailings.	Multiple Files
4289	The .cqt Rate Category field value provided was {}; it cannot contain A= Saturation – ECR for FSS mailings when the .seg Class Defining Preparation field is populated with 6 =standard/periodicals Co-Mailings.	Populate the .cqt Rate Category field with a value other than A when the .seg Class Defining Preparation field is populated with 6 for FSS mailings.	Multiple Files
4290	The .pqt Package Level field value provided was {}; it must contain A, B, C, D, F, H, I, K, L, M, T, U, V, or X when the .csm Container Level field is populated with E or F and the .mpu Mail Piece Unit - Class field is populated with 2 or 5.	Populate the .pqt Package Level field with a value other than X when the .seg Class Defining Preparation field is populated with 6.	Multiple Files
4291	The value provided for The .csm Container Level field was {}; it cannot be populated with E = FSS Sort Plan or F = FSS Facility when the .seg Class Defining Preparation field is populated with 6 = Std/Periodicals Co-Mailings	Populate the .csm Container Level field with a value other than E or F when the .seg Class Defining Preparation field is populated with 6.	Multiple Files
4295	The value provided for The .csm Entry Point for Entry Discount - Facility Type field was {}; it cannot be populated with J = Origin ADC when the .seg Class Defining Preparation field is populated with 6 = Std/Periodicals Co-Mailings.	Populate the .csm Entry Point for Entry Discount - Facility Type field with a value other than J when the .seg Class Defining Preparation field is populated with 6.	Multiple Files
4296	The value provided for The .csm Postage Statement Mailing Date field was {}; it cannot contain a date that is prior to the price change date when the .csm Container Type field is populated with E = EMM Tray or F = Flat Tub and the .pqt Package Level field is populated with X= FSS Sort plan.	Populate the .csm Postage Statement Mailing Date field with a value that is not prior to the price change date when the .csm Container Type field is populated with E or F and the .pqt Package Level field is populated with X.	Multiple Files
4297	The .cqt Zone field value provided was {} L= Local, V= ADC (Priority/Periodicals/Package Services), S= SCF, D= DDU, or N= Not Zoned when the .csm Accept Misshipped field is populated with Y =Yes and the .csm eInduction Indicator is populated with Y=Yes.	Populate the .cqt Zone field with L, V, S, D, or N when the .csm Accept Misshipped field is populated with Y and the .csm eInduction Indicator is populated with Y.	Multiple Files

<b>Error Number</b>	<b>Mail.dat client Error Message</b>	<b>Action</b>	<b>Error Location</b>
4299	An .oci file cannot be included in a mailing when the .csm Included In Other Documentation field is populated with O = Original Container;	Include the .oci file in the mailing when the .csm Included In Other Documentation field is populated with O.	.oci
4303	The .mpa Account Number must be populated with a value that is an active account on the <i>PostalOne!</i> and CAPS systems when populated.	Populate the .mpa Account Number field with a value that is active in <i>PostalOne!</i> and the CAPS systems when populated.	.mpa
4304	Job ID is a required field in the .ccr file.	Populate the .ccr Job ID field.	.ccr
4305	The .ccr Job ID must field must be populated with an alphanumeric value.	Populate the .ccr Job ID field with an alphanumeric value.	.ccr
4306	The .ccr Job ID field does not match the .hdr Job ID field.	Populate the .ccr Job ID field with the same value that is populated in the .hdr Job ID field.	.ccr
4307	Component ID is a required field in the .ccr file.	Populate the .ccr Component ID field.	.ccr
4308	The .ccr Component ID field does not have a corresponding .cpt Component ID.	Populate the .ccr Component ID field with a value that exists in the .cpt Component ID field.	.ccr
4309	The .ccr Characteristic field contains an invalid value it must contain CT, RR, NF, DC, PS, RT, MI, NP, SS, MT, VV, VP, RE, PI, SB, OS, GS, or PP/		.ccr
4310	The value provided for the .ccr CCR Record status field was {}; it must contain O = Original, D = Delete, I = Insert, or U = Update.	Populate the .ccr CCR Record Status field with O, D, I or U.	.ccr
4311	The value provided for the Closing Character field was {}; it must contain #.	Populate the .ccr Closing Character field with #.	.ccr
4312	Characteristic is a required field in the .ccr file.	Populate the .ccr Characteristics field.	.ccr
4313	There cannot be duplicate primary keys in the .ccr file (Component ID, Characteristic).	Populate the .ccr Component ID and Characteristic field with unique values in the .ccr file.	.ccr
4314	The .ccr CCR Record Status field does not match the .hdr Component Characteristics File Status field.	Populate the .ccr CCR Record Status field with the same value that is populated in the .hdr Component Characteristics File Status field.	.ccr

<b>Error Number</b>	<b>Mail.dat client Error Message</b>	<b>Action</b>	<b>Error Location</b>
4315	The .hdr Component Characteristic Record Count field must match the Record Count of the Component Characteristic File.	Populate the .hdr Component Characteristic Record Count field with a value that is equal to the Record Count of the Component Characteristic file.	Multiple Files
4316	The .seg Class Defining Preparation value provided was {}; it must contain 1 when the .mpu Mail Piece Unit - Rate Type is populated with V and the .mpu Mail Piece Unit - Class field is populated with 1. 1 = First Class V = FCM Election Mail 1 = First Class	Populate the .seg Class Defining Preparation field with 1 when the .mpu Mail Piece Unit - Rate Type is populated with V and the .mpu Mail Piece Unit - Class field is populated with 1.	Multiple Files
4317	The .mpu Mail Piece Unit - Processing Category value provided was {}; it must be populated with LT = Letters or CD = Cards when the .mpu Mail Piece Unit - Rate Type is populated with V = FCM Election Mail and the .mpu Mail Piece Unit - Class field is populated with 1 = First Class.	Populate the .mpu Mail Piece Unit - Processing Category field with LT = Letters or CD = Cards when the .mpu Mail Piece Unit - Rate Type is populated with V and the .mpu Mail Piece Unit - Class field is populated with 1.	Multiple Files
4318	The .mpu Mail Piece Unit - Weight field value provided was {}; it must contain a value that is 3oz or less when the .mpu Mail Piece Unit - Class field is populated with 1 = First Class, the .mpu Mail Piece Unit - Rat Type field is populated with V = FCM Election Mail, and the .mpu Mail Piece Unit - Processing Category field is populated with LT = Letters.	Populate the .mpu Mail Piece Unit - Weight field with a value that is 3oz or less when the .mpu Mail Piece Unit - Class field is populated with 1, the .mpu Mail Piece Unit - Rat Type field is populated with V, and the .mpu Mail Piece Unit - Processing Category field is populated with LT = Letters.	.mpu
4319	The value provided for the .mpa Postage Payment Method was {}; it must contain P = Permit L = Metered: Lowest C = Metered: Correct M = Metered: Neither S = Stamp or G = Gov't - Fed (use Permit) when the .mpu Mail Piece Unit - Class field is populated with 1 and the .mpu Mail Piece Unit - Rate Type field is populated with V = FCM Election Mail	Populate the .mpa Postage Payment Method field with P, L, C, M, S, or G when the .mpu Mail Piece Unit - Class field is populated with 1 and the .mpu Mail Piece Unit - Rate Type field is populated with V.	.mpa
4320	The .mpu Mail Piece Unit - Rate Type field provided was {}; all .mpu Mail Piece Unit - Rate Type must be populated with V = FCM Election Mail. when at least one .mpu Mail Piece Unit - Rate Type is populated with V = FCM Election Mail.	Populate all .mpu Mail Piece Unit - Rate Type field with V when at least one .mpu Mail Piece Unit - Rate Type is populated with V.	.mpu



<b>Error Number</b>	<b>Mail.dat client Error Message</b>	<b>Action</b>	<b>Error Location</b>
4321	At least one .cpt Component - Rate Type must be populated with V when the .mpu Mail Piece Unit - Rate Type is populated with V = FCM Election Mail and the . Mpu Mail Piece Unit Class field is populated with 1 = First Class. The value provided was {}	Populate at least one .cpt Component - Rate Type field with V when the .mpu Mail Piece Unit - Rate Type is populated with V and the . Mpu Mail Piece Unit Class field is populated with 1.	Multiple Files
4322	The value provided for the .mpa Postage Payment Method field was {}; it must contain P = Permit when the .seg Detached Mailing Label Indicator field is populated with = A = Detached Address Label or B = Detached Marketing Label	Populate the .mpa Postage Payment Method field with P when the .seg Detached Mailing Label Indicator field is populated with A or B.	Multiple Files
4323	The value provided for the .mpa Postage Payment Method was {}; it must contain P = Permit L = Metered: Lowest C = Metered: Correct M = Metered: Neither or G = Gov't - Fed (use Permit) when the .mpu Rate Schedule field is blank and the.mpu Mail Piece Unit - Class is populated with 1 = First Class or 4 = Pkg Services	Populate the .mpa Postage Payment Method field with P, L, C, M or G when the .mpu Rate Schedule field is blank and the.mpu Mail Piece Unit - Class is populated with 1 or 4.	.mpa
4324	The .seg Detached Mailing Label Indicator value provided was {}; it must contain A or B or blank. A = Detached Address Label, B = Detached Marketing Label, Blank = Not Applicable	Populate the .seg Detached Mailing Label Indicator field with A, B or leave blank.	.seg
4325	The value provided for the .mpa Postage Payment Method was {}; it must contain P = Permit or G = Gov't - Fed (use Permit) for when the .ccr Characteristic field is populated with PP = Picture Permit Indicia	Populate the .mpa Postage Payment Method field with P or G when the .ccr Characteristic field is populated with PP.	.mpa
4326	The .mpu Mail Piece Unit - Class value provided was {}; it must contain 1 = First Class 3 = Std Mail or 4 = Pkg Services when the .ccr Characteristic field is populated with PP = Picture Permit Indicia.	Populate the .mpu Mail Piece Unit - Class field with 1, 3, or 4 when the .ccr Characteristic field is populated with PP.	.mpu
4327	The value provided for the .cpt Component - Rate Type field was {}; it cannot contain I = First Class Permit Reply Mail when the .mpu Mail Piece Unit - Class field is populated with 1 = First Class and the .ccr Characteristic field is populated with PP = Picture Permit Indicia.	Populate the .cpt Component - Rate Type field with a value other than I when the .mpu Mail Piece Unit - Class field is populated with 1 and the .ccr Characteristic field is populated with PP.	.cpt
4328	The .mpu Mail Piece Unit - Class contains an invalid value; it must contain 1 = First Class 2 = Periodicals 3 = Std Mail 5 = Per Pending when the .ccr Characteristic field is populated with MI = Mobile Interactive Technology.	Populate the .mpu Mail Piece Unit - Class field with 1, 2, 3, or 5 when the .ccr Characteristic field is populated with MI.	.mpu

<b>Error Number</b>	<b>Mail.dat client Error Message</b>	<b>Action</b>	<b>Error Location</b>
4329	Mail.dat 11-1 original and update files submissions on or after {1} are not supported.	Do not attempt to submit a Mail.dat version 11-1 job.	.hdr
4330	The .csm eInduction Indicator field must be blank when the .csm Parent Container Reference ID field is not populated and the .csm Container Type field is populated with S = Sack (general), V = Sack (Virtual), 1 = #1 Sack, 2 = #2 Sack, 3 = #3 Sack, 4 = 01V Sack, 5 = 03V Sack, O = 1' Tray, T = 2' Tray, E = EMM Tray, F = Flat Tub, or L = Logical Tray (MLOCR).	Verify that the .csm eInduction Indicator field is blank when the .csm Parent Container Reference ID field is not populated and the .csm Container Type field is populated with S, V, 1, 2, 3, 4, 5, O, T, E, F, or L.	.csm
4331	The .seg Verification Facility ZIP+4 field must be populated with a five or nine digit numeric value when the .mpa Account Number field is populated. The value provided was {}	Populate the .seg Verification Facility ZIP+4 field with a five or nine digit numeric value when the .mpa Account Number field is populated.	.seg
4332	There can be no characters after the .ccr Closing Character field.	Remove all characters after the .ccr Closing Character field.	.ccr
4335	The .seg Verification Facility ZIP+4 field must be populated with the same value in all .seg records when the .mpa Account Number field is populated. The value provided was {}	Populate the .seg Verification Facility ZIP+4 field with the same value for all .seg records when the .mpa Account Number field is populated.	Multiple Files
4349	For MLOCR Mailings, the .cqt Rate Category field value provided was {}; it must contain E= 5 Digit Barcode, H= 3 Digit Barcode, L1= AADC BC, L2= MxAADC BC, L7= AADC Non-BC, L8= MxAADC Non-BC, or S= Single Piece when the .mpu Mail Piece Unit - Class field is populated with 3=Standard Mail and the .mpu Mail Piece Unit - Processing Category field is populated with LT = Letters.	Populate the .cqt Rate Category field with E, H, L1, L2, L7, L8, or S when the .mpu Mail Piece Unit - Class field is populated with 3 and the .mpu Mail Piece Unit - Processing Category field is populated with LT for MLOCR mailings.	.cqt
4351	Mail.dat 11-1 file submissions with the .csm Postage Statement Mailing Date on or after {1} are not supported.	Do not attempt to submit a Mail.dat version 11-1 mailings.	.csm
4352	Mail.dat version 12-1 may not be submitted with a Postage Statement Mailing Date before {1}.	Do not attempt to submit a Mail.dat version 13-1 mailings with a .csm Postage Statement Mailing Date prior to January.	.csm
4353	The .mpa Mailer ID of Mail Owner or CRID of Mail Owner and the .mpa Mailer ID of Mail Preparer or CRID of Mail Preparer fields must be populated when the .mpa Account Number field is populated.	Populate the .mpa Mailer ID of Mail Owner or CRID of Mail Owner and the .mpa Mailer ID of Mail Preparer or CRID of Mail Preparer fields when the .mpa Account Number field is populated.	.mpa



<b>Error Number</b>	<b>Mail.dat client Error Message</b>	<b>Action</b>	<b>Error Location</b>
4354	The .mpu Mail Piece Unit - Rate Type field value provided was {}; V = Election Mail is not supported.	Populate the .mpu Mail Piece Unit - Rate Type field with a value other than V = Election Mail.	.mpu
4355	Mail.dat version 12-1 may not be submitted before {1}.	Do not attempt to submit Mail.dat version 12-1 jobs before January.	Multiple Files
4359	The .mpa Permit Number and Permit ZIP+4 fields of an Update submission must match the .mpa Permit Number and Permit ZIP+4 fields on the Original Job.	Populate the .mpa Permit Number and Permit ZIP+4 fields for the update submission with the same values that were populated in the fields for the Original job.	.mpa
4360	The .mcr Additional Postage MPA ID field must be populated when the .mar Primary MPA ID field is populated with a .mpa MPA - Unique Sequence/Grouping ID that has a .mpa Postage Payment method of M = Metered: Neither L = Metered: Lowest C = Metered: Correct or S = Stamp	Populate the .mcr Additional Postage MPA ID field when the .mcr Primary MPA ID field is populated with a .mpa MPA - Unique Sequence/Grouping ID that has a .mpa Postage Payment method of M, L, C or S.	Multiple Files
4361	The .hdr Zone Matrix Date field must be populated with a valid date formatted as YYYYMMDD when populated.	Populate the .hdr Zone Matrix Date field with a valid date formatted as YYYYMMDD when populated.	.hdr
4366	The .cqt Simplified Address Indicator field must be populated with an alphanumeric value (when populated).	Populate the .cqt Simplified Address Indicator field with an alphanumeric value when populated.	.cqt
4367	The secondary .mcr Additional Postage MPA ID field must be populated with a value for permit type OI and the .mpa Postage Payment Method field must be populated with G = Gov't - Fed (use Permit when the .mcr Primary MPA ID field is populated with a value for permit type OM and the .mpa Postage Payment Method field is populated with S = Stamp, L = Metered: Lowest, C = Metered: Correct or M = Metered: Neither. The value provided was {}	Populate the .secondary .mcr Additional Postage MPA ID field with a value for permit type OI and the .mpa Postage Payment Method field with G when the .mcr Primary MPA ID field is populated with a value for permit type OM and the .mpa Postage Payment Method field is populated with S, L, C or M.	.mpu
4368	Date Data Type Error: Presort Labeling List Effective Date must be a valid date formatted as YYYYMMDD in the .csm file.  Use Date of 00010101 when the date value is not applicable.		.csm

<b>Error Number</b>	<b>Mail.dat client Error Message</b>	<b>Action</b>	<b>Error Location</b>
4369	Required Field Missing: Presort Labeling List Effective Date is a required field in the .csm file. <b>Use Date of 00010101 when the date value is not applicable.</b>		.csm
4370	Date Data Type Error: Last Used Labeling List Effective Date must be a valid date formatted as YYYYMMDD in the .csm file.		.csm
4371	Required Field Missing: Last Used Labeling List Effective Date is a required field in the .csm file. <b>Use Date of 00010101 when the date value is not applicable.</b>		.csm
4372	Date Data Type Error: Presort City-State Publication Date must be a valid date formatted as YYYYMMDD in the .csm file.		.csm
4373	Required Field Missing: Presort City-State Publication Date is a required field in the .csm file. <b>Use Date of 00010101 when the date value is not applicable.</b>		.csm
4374	Date Data Type Error: Last Used City-State Publication Date must be a valid date formatted as YYYYMMDD in the .csm file.		.csm
4375	Required Field Missing: Last Used City-State Publication Date is a required field in the .csm file. <b>Use Date of 00010101 when the date value is not applicable.</b>		.csm
4376	Date Data Type Error: Presort Zone Chart Matrix Publication Date must be a valid date formatted as YYYYMMDD in the .csm file.		.csm
4377	Required Field Missing: Presort Zone Chart Matrix Publication Date is a required field in the .csm file. <b>Use Date of 00010101 when the date value is not applicable.</b>		.csm
4378	Date Data Type Error: Last Used Zone Chart Matrix Publication Date must be a valid date formatted as YYYYMMDD in the .csm file.		.csm
4379	Required Field Missing: Last Used Zone Chart Matrix Publication Date is a required field in the .csm file. <b>Use Date of 00010101 when the date value is not applicable.</b>		.csm
4380	Date Data Type Error: Last Used Mail Direction Publication Date must be a valid date formatted as YYYYMMDD in the .csm file.		.csm

<b>Error Number</b>	<b>Mail.dat client Error Message</b>	<b>Action</b>	<b>Error Location</b>
4381	Required Field Missing: Last Used Mail Direction Publication Date is a required field in the .csm file. <b>Use Date of 00010101 when the date value is not applicable.</b>		.csm
4382	The .seg Bypass Seamless Acceptance field is populated with an invalid value; it must contain Y when populated.		.csm
4383	The .csm Included in Other Documentation contains an invalid value; within an origin job, the .csm Included in Other Documentation field cannot contain both 'O' or 'I'.		.csm
4384	The .csm Included in Other Documentation contains an invalid value; in an origin job, the update cannot result in a mixture of 'O' and 'I'.		.csm
4385	Required Field Missing: Characteristic Type must be populated with 'C','I' or 'F' in the .ccr file.		.ccr
4386	The .ccr Characteristic Type field contains an invalid value; it must contain C, I, or F.		.ccr
4399	The .mpa Postage Payment Method contains an invalid value; it must contain S, P, L, C, M or G when the .ccr Characteristic claims Mobile Interactive Technology.		.mpa .ccr
4400	The .mpu Mail Piece Unit – Class contains an invalid value; it must contain 1 or 3 when the .ccr Characteristic claims Mobile Interactive Technology		.mpu .ccr
4401	The .mpu Mail Piece Unit – Processing Category contains an invalid value; it must contain CD, LT or FL when the .mpu Mail Piece Unit – Class is 1 and the .ccr Characteristic claims Mobile Interactive Technology		.mpu .ccr
4402	The .mpu Mail Piece Unit – Processing Category contains an invalid value; it must contain LT or FL when the .mpu Mail Piece Unit – Class is 3 and the .ccr Characteristic claims Mobile Interactive Technology		.mpu .ccr
4403	The .mpu Mail Piece Unit – RateType contains an invalid value; it must contain R or N when the .mpu Mail Piece Unit – Class is 3 and the .ccr Characteristic claims Mobile Interactive Technology.		.mpu .ccr
4398	The .mpa Account Number field cannot be populated when the .mpu Mail Piece Unit – Class is populated with 2 = Periodicals or 5 = Per Pending and .mpu Mail Piece Unit – Processing Category not FL = Flat or LT = Letter.	Remove the .mpa Account Number or change the .mpu Mail Piece Unit – Processing Category to FL for flat or LT for Letter.	.mpa .mpu

<b>Error Number</b>	<b>Mail.dat client Error Message</b>	<b>Action</b>	<b>Error Location</b>
4389	The .ccr Characteristic field contains an invalid value; it must contain CT, RR, NF, DC, PS, RT, MI, NP, SS, MT, VV, VP, RE, PI, SB, IV, OS, GS, PP, or ME.	Populate the .ccr Characteristic field with CT, RR, NF, DC, PS, RT, MI, NP, SS, MT, VV, VP, RE, PI, SB, IV, OS, GS, PP or ME.	.ccr
4394	Mail.dat original file submissions with .hdr IDEAlliance Version %%1 and submission date on or after %%2 are not supported. Note: Add VERSION_11-2_CUTOFF_DATE (for Original submissions ONLY) to the Code Value Maintenance Table. Cutoff date is a configurable value.		.hdr .seg .csm
4395	Mail.dat {1} file submissions with .csm Postage Statement Mailing Date on or after {2} are not supported	Do not attempt to submit a Mail.dat {1} file with .csm Postage Statement Mailing Date on or after {2}.	.csm
4406	The .mpa Mail Owner's Lcl Permit Ref Num/Int'l Bill Num field must be Numeric to validate against the <i>PostalOne!</i> permit data		.mpa
4411	The .seg eDoc Submitter CRID and Verification Zip+4 populated for the Consolidator Job does not match the .seg eDoc Submitter CRID and Verification Zip+4 populated for origin job %%1.	Populate the .seg eDoc Submitter CRID and Verification Zip+4 with the same values across the entire Copal Mailing.	.seg
4412	For .hdr File Processing, the Presentation Category field is populated with an invalid value; when the Included In Other Documentation value for all Origin jobs is populated with O – Original Container, the .hdr Presentation Category for the Consolidator job cannot be populated with C – Consolidated Internal Copal	Update the .hdr Presentation Category to P, M, S, or I so that it matches the Origin Mailings.	.hdr
4413	For .hdr File Processing, the .hdr Presentation Category contains an invalid value; the .hdr Presentation Category must be populated with M – MLOCR or C – Consolidated Internal Copal when the Included In Other Documentation value for Origin Mailings is populated with I – Internal Copal and the .hdr Presentation Category of the Origin Mailings is populated with P – Conventional Presort or M – MLOCR.	Update the .hdr Presentation Category to M – MLOCR or C – Consolidated Internal Copal.	.hdr

<b>Error Number</b>	<b>Mail.dat client Error Message</b>	<b>Action</b>	<b>Error Location</b>
4414	For .hdr File Processing, the .hdr Presentation Category contains an invalid value; the .hdr Presentation Category must be populated with C – Consolidated Internal Copal when the Included In Other Documentation value for Origin Mailings is populated with I – Internal Copal and the .hdr Presentation Categories of the Origin Mailings are populated with P – Conventional Presort and M – MLOCR.	Update the .hdr Presentation Category C – Consolidated Internal Copal	.hdr
4417	When at least one .mpa Payment Account Number is populated, the .mpa Permit ZIP+4 and .seg Verification Facility ZIP+4 must map to the same finance number for .mpa records which do not have the .mpa Account Number populated.	Update the .mpa Permit ZIP+4 to one that maps to the same finance number as the Verification Facility ZIP+4 for all records without a .mpa Payment Account Number.	.mpa .seg
4418	The .mpa Payment Account Number is not valid for the .mpa Permit Number and .mpa Permit ZIP+4 provided; when populated, the .mpa Payment Account Number must reference an active Account Number that is associated to the .mpa Permit Number and .mpa Permit ZIP+4.	Update the .mpa Payment Account Number to an active Account Number that is associated to the .mpa Permit Number, .mpa Permit ZIP+4 and .seg .eDoc Sender CRID..	.mpa .seg
4421	The .seg Bypass Seamless Acceptance field contains an invalid value; in a single job, all .seg records must have the Bypass Seamless Acceptance field populated with either Y – Yes or blank – No.	Update the .seg Bypass Seamless Acceptance field to either all Y – Yes or all blank – No.	.seg
4422	The .csm eInduction Indicator field contains an invalid value; in a single job, all .csm records must have the eInduction Indicator field populated with either Y – Yes or blank – No.	Update the .csm eInduction Indicator field to either all Y – Yes or all blank – No.	.csm
4423	Within a mailing, the .mpa Permit ZIP+4 and the .seg Verification ZIP+4 must all refer to test finance numbers or non-test finance numbers.	Update the .mpa ZIP+4 or the .seg Verification Facility ZIP+4 to use either all test finance numbers or all non-test finance numbers across the mailing.	.mpa, .seg

<b>Error Number</b>	<b>Mail.dat client Error Message</b>	<b>Action</b>	<b>Error Location</b>
4424	The value provided for the .csm Container Type was {1}; it must contain P = Pallet, CT = Carton, S = Sack (general), 1 = #1 Sack, 2 = #2 Sack, 3 = #3 Sack, 4 = 01V Sack, or 5 = 03V Sack when the corresponding .ccr Characteristic Type is populated with C = Content and .ccr Characteristic is populated with PS = Product Sample.	Populate the .csm Container Type with P = Pallet, CT = Carton, S = Sack (general), 1 = #1 Sack, 2 = #2 Sack, 3 = #3 Sack, 4 = 01V Sack, or 5 = 03V Sack.	.csm
4425	The value provided for the .mpu Standard Parcel Type was {1}; it must contain M = Marketing, F = Not a Marketing Parcel, S = Sample Small or L = Sample Large when populated.	Populate the .mpu Standard Parcel Type with M, F, S, L, or remove	.mpu
4426	The value provided for the .cpt Standard Parcel Type was {1}; it must contain M = Marketing, F = Not a Marketing Parcel, S = Sample Small or L = Sample Large when populated.	Populate the .cpt Standard Parcel Type with M, F, S, L or remove.	.cpt
4427	The value provided for the .cpt Standard Parcel Type was {1}; it must contain S = Sample Small or L = Sample Large when the .ccr Characteristic is populated with C = Content the .ccr Characteristic is populated with PS = Product Sample, the .mpu Processing Category is populated with MP = Machinable Parcels or IR = Irregular Parcels, and the .cqt Rate Category is populated with A = Saturation - ECR or D = Carrier Route.	Populate the .cpt Standard Parcel Type with S or L.	.cpt
4428	The .seg Detached Mailing Label Indicator field value provided was {1}; it cannot contain A or B when the .ccr Characteristic Type is populated with C = Content, .ccr Characteristic Type is populated with PS = Product Sample, the .mpu Processing Category is populated with MP = Machinable Parcels or IR = Irregular Parcels, and the .cqt Rate Category is populated with A = Saturation – ECR or D = Carrier Route	Do not populated the .seg Detached Mailing Label Indicator.	.seg
4429	The .cqt Simplified Address Indicator field provided was {1}; it must be blank when the .mpu Mail Piece Unit – Class is populated with 3 = Standard Mail, .cqt Rate Category is D = Carrier Route, .mpu Mail Piece Unit – Weight is populated with a value less than 3.5 oz and the .csm Postage Statement Mailing Date is populated with a value on or after January 27, 2013.	Remove the .cqt Simplified Address Indicator field populated with Y.	.cpt
4432	For .hdr File Processing, the .hdr Presentation Category contains an invalid value; the .hdr Presentation Category can not be populated with C - Consolidated Internal Copal when the Included In Other Documentation value is populated with I - Internal Copal or O - Original Container.	Update the .hdr Presentation Category to a value other than C for Origin Copal Mailings.	.hdr

<b>Error Number</b>	<b>Mail.dat client Error Message</b>	<b>Action</b>	<b>Error Location</b>
4433	When the Picture Permit Indicia is claimed as an incentive, there must be a corresponding .ccr Characteristic Type of F = Fee of Picture Permit Indicia for the same .ccr Component ID.	Update the .ccr file to include a corresponding record so that the .ccr Component ID has a .ccr Characteristic Type of F = Fee when claiming a .ccr Characteristic of PP = Picture Permit Indicia incentive.	.ccr
4436	A .pdr or .pbc file must be submitted for a Seamless Mailing.	Please include a .pdr or .pbc file with your Seamless eDoc submission.	Multiple Files
4438	The .mpa USPS Publication Number provided {1}; associated to CRID {2}, is not active. Please update the .mpa USPS Publication number to one that is active.	Update the .mpa USPS Publication Number to one that is active for the associated CRID.	.mpa
4439	For Seamless processing, the .pdr IM/TM/Barcode field must be populated with a 20, 25, 29, or 31 character value.	Populate the .pdr IM/TM/Barcode field a 20, 25, 29, or 31 character value.	.pdr
4441	For Seamless processing, the .pbc Barcode field must be populated with a 20, 25, 29, or 31 character value.	Populate the .pbc Barcode field a 20, 25, 29, or 31 character value.	.pbc
4443	For Seamless processing, the .csm Number of Pieces field is required when the .seg Logical/Physical Container Indicator field is populated with P = Physical Container. The value provided was {1}.	Populate the .csm Number of Piece field when the .seg Logical/Physical Container Indicator field is populated with P.	.csm
4445	For Seamless processing, the .csm Scheduled Ship Date field is required when the .csm USPS Pick Up field is populated with Y = Yes and the .csm Container Status field is populated with R = Ready to Pay or T = Transportation Information Update. The value provided was {1}.	Populate the .csm Scheduled Ship Date field when the .csm USPS Pick Up field is Y and the .csm Container Status field is populated with R or T.	.csm
4447	For Seamless processing, the .csm Scheduled Ship Time field is required when the .csm USPS Pick Up field is populated with Y = Yes and the .csm Container Status field is populated with R = Ready to Pay or T = Transportation Information Update. The value provided was {1}.	Populate the .csm Scheduled Ship Time field when the .csm USPS Pick Up field is Y and the .csm Container Status field is populated with R or T.	.csm
4449	For Seamless processing, the .csm Scheduled Induction Date field is required when the .csm Reservation Number and the .csm FAST Content ID fields are populated. The value provided was {1}.	Populate the .csm Scheduled Induction Date field when the .csm Reservation Number and .csm FAST Content ID fields are populated.	.csm



<b>Error Number</b>	<b>Mail.dat client Error Message</b>	<b>Action</b>	<b>Error Location</b>
4451	For Seamless processing, the .csm Scheduled Induction Time field is required when the .csm Reservation Number and the .csm FAST Content ID fields are populated. The value provided was {1}.	Populate the .csm Scheduled Induction Time field when the .csm Reservation Number and .csm FAST Content ID fields are populated.	.csm
4453	For Seamless processing, the .csm USPS Pick Up field should be populated with Y-Yes or N-No when the .csm Container Status field is populated with R = Ready to pay or T = Transportation Information Update, and the container is not a sibling.	Populate the .csm USPS Pick Up field with Y-Yes or N-No when the .csm Container Status field is populated with R or T, and the container is not a sibling.	.csm
4455	For Seamless processing, the .csm Scheduled Ship Date field must be within 30 days of the past or present of the .csm Postage Statement Mailing Date.	Populate the .csm Scheduled Ship Date field must be within 30 days of the past or present of the .csm Postage Statement Mailing Date.	.csm
4457	For Seamless processing, the value provided for the .csm Entry Point for Entry Discount – Facility Type field was {1}; it cannot contain N = Not Determined when the .csm Container Status is populated with R = Ready to Pay.	Populate the .csm Entry Point for Entry Discount – Facility Type field with a value other than N when the .csm Container Status field is populated with R.	.csm
4463	For Seamless processing, if populated, the .csm CSA Agreement ID field must be populated with a 10 digit numeric value between 1000000000 and 9999999999 when .csm Container Status field is populated with R = Ready to Pay.	Populate the .csm CSA Agreement ID field with a 10 digit numeric value between 1000000000 and 9999999999 when .csm Container Status field is populated with R.	.csm
4465	For Seamless processing, if populated, the .csm Reservation Number field must be populated with (1) a 10 digit value with the format nnnnn + R + mmdd (where n = numeric and mmdd = date of recurring appointment); (2) a 6 character value with the format nnnnn + R; or (3) a 9 digit numeric value between 100000000 and 999999999, when the .csm Container Status field is populated with R = Ready to Pay.	Populate the .csm Reservation Number field with (1) a 10 digit value with the format nnnnn + R + mmdd (where n = numeric and mmdd = date of recurring appointment); (2) a 6 character value with the format nnnnn + R; or (3) a 9 digit numeric value between 100000000 and 999999999, when the .csm Container Status field is populated with R.	.csm



<b>Error Number</b>	<b>Mail.dat client Error Message</b>	<b>Action</b>	<b>Error Location</b>
4467	Each job id can only identify one Mailing Agent.	Update the data to identify only one Mailing Agent.	

**Table D- 2. Mail.dat client Warning Messages**

This is a list of all the possible Mail.dat client file validation warning messages from the Mail.dat client. These will display in the Mail.dat client but will not reject the job.

<b>Error Number</b>	<b>Mail.dat client Warning Message</b>	<b>Action</b>	<b>Error Location</b>
0569	The value provided For Full-Service Processing, the .csm Container Type field was {}; it must contain 1 = #1 Sack, 2 = #2 Sack, 3 = #3 Sack, 4 = 01V Sack, 5 = 03V Sack, S = Sack (general), V = Sack (Virtual), F = Flat Tub, O = 1' Tray, T = 2' Tray, or E = EMM Tray for a Physical Handling Unit or B = Bedload, U = Unit Load Device, W = Walled Unit, Z = User Pallet, H = EIRS 61 – Hamper, Large Canvas, A = EIRS 61P – Hamper, Large Plastic, G = EIRS 66 – General Purpose Mail Container w/Gate, D = EIRS 68 – Eastern Region Mail Container w/Web Door, R = EIRS 84 – Wire Container Rigid, C = EIRS 84C – Collapsible Wire Container, or P for a Physical Container when the .seg Logical/Physical Container Indicator field is populated with P = Physical Container.	Populate the .csm Container Type field with 1, 2, 3, 4, 5, S, V, F, O, T, or E for a Physical Handling Unit or B, U, W, Z, H, A, G, D, R, C, or P for a Physical Container when the .seg Logical/Physical Container Indicator field is populated with P.	.csm

Error Number	Mail.dat client Warning Message	Action	Error Location
4010	When .csm Container Status is populated with T=Transportation Info Update, the only .csm fields that can be updated are the IM Container or Tray Barcode, 10-Character Container Barcode, Container ID, Reservation Number, FAST Scheduler ID, Scheduled Induction Date, Scheduled Induction Time, Scheduled Ship Date, Scheduled Ship Time, CSA Trip ID, USPS Pick Up, FAST Content ID, Entry Point - Actual/Delivery Locale Code, Entry Point - Actual/Delivery Postal Code, Stop Designator, and Truck Or Dispatch Number fields.	Verify that only the .csm IM Container or Tray Barcode, 10-Character Container Barcode, Container ID, Reservation Number, FAST Scheduler ID, Scheduled Induction Date, Scheduled Induction Time, Scheduled Ship Date, Scheduled Ship Time, CSA Trip ID, USPS Pick Up, FAST Content ID, Entry Point - Actual/Delivery Locale Code, Entry Point - Actual/Delivery Postal Code, Stop Designator, and Truck Or Dispatch Number fields are updated when the .csm Container Status field is populated with T.	.csm
4121	The value provided for The .csm Entry Point - Actual / Delivery - Locale Key was {}; it must contain 'LOC' followed by 6 alphanumeric characters when the .seg Full-Service Participation Indicator field is populated with F = Full Service Option or M = Mixed (Basic and Full Mixed), .csm Container Status field is populated with R = Ready to pay and the .csm Entry Point for Entry Discount - Facility Type field is populated with O = Origin, K = Origin NDC, L = Origin ASF, J = Origin ADC, C = Origin SCF, Q = Origin AMF, or E = Origin DU .	Populate the .csm Entry Point - Actual / Delivery - Locale Key field with 'LOC' followed by 6 alphanumeric characters when the .seg Full-Service Participation Indicator field is populated with F or M, .csm Container Status field is populated with R and the .csm Entry Point for Entry Discount - Facility Type field is populated with O, K, L, J, C, Q, or E.	Multiple Files

Error Number	Mail.dat client Warning Message	Action	Error Location
4127	If populated, the .csm Reservation Number field must be populated with (1) a 10 digit value with the format nnnnn + R + mmdd (where n = numeric and mmdd = date of recurring appointment); (2) a 6 character value with the format nnnnn + R; or (3) a 9 digit numeric value between 100000000 and 999999999, when the .csm Container Status field is populated with R = Ready to pay and the .seg Full-Service Participation Indicator field is populated with F = Full Service Option or M = Mixed (Basic and Full Mixed).	Populate the .csm Reservation Number field with (1) a 10 digit value with the format nnnnn + R + mmdd (where n = numeric and mmdd = date of recurring appointment); (2) a 6 character value with the format nnnnn + R; or (3) a 9 digit numeric value between 100000000 and 999999999, when the .csm Container Status field is populated with R and the .seg Full-Service Participation Indicator field is populated with F or M when populated.	.csm
4128	The value provided for The .csm Entry Point - Actual / Delivery - Locale Key field was {}; it must contain 'LOC' followed by 6 alphanumeric characters when the .csm Container Status field is populated with T = Transportation Information Update, the .csm Entry Point for Entry Discount - Facility Type field is populated with O = Origin, K = Origin NDC, L = Origin ASF, J = Origin ADC, C = Origin SCF, Q = Origin AMF, or E = Origin DU and the .seg Full-Service Participation Indicator field is populated with F = Full Service Option or M = Mixed (Basic and Full Mixed).	Populate the .csm Entry Point - Actual / Delivery - Locale Key field with 'LOC' followed by 6 alphanumeric characters when the .csm Container Status field is populated with T, the .csm Entry Point for Entry Discount - Facility Type field is populated with O, K, L, J, C, Q, or E and the .seg Full-Service Participation Indicator field is populated with F or M.	Multiple Files
4405	The .mpa Permit Number provided is not set up for SPPS. The Mobile Interactive Technology incentive will not be applied		.mpa .ccr

<b>Error Number</b>	<b>Mail.dat client Warning Message</b>	<b>Action</b>	<b>Error Location</b>
4390	The .mpa CRID of Preparer must be populated when an Incentive is claimed. The Incentive claimed in the eDoc will not be applied to the Postage Statement because the .mpa CRID of Preparer was not populated		.mpa .ccr
4391	The .mpa CRID of Mail Owner, .mpa Mailer ID of Mail Owner or .cpt Mailer ID of Mail Owner must be populated when an Incentive is claimed. The Incentive claimed in the eDoc will not be applied to the Postage Statement because the .mpa CRID of Mail Owner was not populated.		.ccr .mpa .cpt
4392	The .mpa CRID of Preparer does not exist. The Incentive claimed in the eDoc will not be applied to the Postage Statement		.ccr .mpa
4393	The .mpa CRID of Mail Owner does not exist. The Incentive claimed in the eDoc will not be applied to the Postage Statement		.ccr .mpa
4410	For jobs where the child containers have the .csm Parent Container Reference ID field populated with a Parent Container ID, both the child and parent containers must share the same .seg Segment ID in the .csm Segment ID field.	Populate the child and parent containers with the same .seg Segment ID in the .csm Segment ID field when the child container has the .csm Parent Container Reference ID field populated with a Parent Container ID.	.hdr .seg .csm
4415	The .hdr %%1 File Status field can not be populated with N when the .hdr %%1 Record Count field is populated with a value greater than 0.	Update the .hdr %%1 Record Count to 0.	
4437	A .pdr or .pbc file must be submitted for a Seamless Parallel Run Mailing.	Please include a .pdr or .pbc file with your Seamless Parallel Run eDoc submission.	Multiple Files

<b>Error Number</b>	<b>Mail.dat client Warning Message</b>	<b>Action</b>	<b>Error Location</b>
4440	For Seamless Parallel Run processing, the .pdr IM/TM/ Barcode field must be populated with a 20, 25, 29, or 31 character value.	Populate the .pdr IM/TM/ Barcode field a 20, 25, 29, or 31 character value.	.pdr
4442	For Seamless Parallel Run processing, the .pbc Barcode field must be populated with a 20, 25, 29, or 31 character value.	Populate the .pbc Barcode field a 20, 25, 29, or 31 character value.	.pbc
4444	For Seamless Parallel Run processing, the .csm Number of Pieces field is required when the .seg Logical/Physical Container Indicator field is populated with P = Physical Container. The value provided was {1}.	Populate the .csm Number of Piece field when the .seg Logical/Physical Container Indicator field is populated with P.	.csm
4446	For Seamless Parallel Run processing, the .csm Scheduled Ship Date field is required when the .csm USPS Pick Up field is populated with Y = Yes and the .csm Container Status field is populated with R = Ready to Pay or T = Transportation Information Update. The value provided was {1}.	Populate the .csm Scheduled Ship Date field when the .csm USPS Pick Up field is Y and the .csm Container Status field is populated with R or T.	.csm
4448	For Seamless Parallel Run processing, the .csm Scheduled Ship Time field is required when the .csm USPS Pick Up field is populated with Y = Yes and the .csm Container Status field is populated with R = Ready to Pay or T = Transportation Information Update. The value provided was {1}.	Populate the .csm Scheduled Ship Time field when the .csm USPS Pick Up field is Y and the .csm Container Status field is populated with R or T.	.csm
4450	For Seamless Parallel Run processing, the .csm Scheduled Induction Date field is required when the .csm Reservation Number and the .csm FAST Content ID fields are populated. The value provided was {1}.	Populate the .csm Scheduled Induction Date field when the .csm Reservation Number and .csm FAST Content ID fields are populated.	.csm
4452	For Seamless Parallel Run processing, the .csm Scheduled Induction Time field is required when the .csm Reservation Number and the .csm FAST Content ID fields are populated. The value provided was {1}.	Populate the .csm Scheduled Induction Time field when the .csm Reservation Number and .csm FAST Content ID fields are populated.	.csm

<b>Error Number</b>	<b>Mail.dat client Warning Message</b>	<b>Action</b>	<b>Error Location</b>
4454	For Seamless Parallel Run processing, the .csm USPS Pick Up field should be populated with Y - Yes or N - No when the .csm Container Status field is populated with R = Ready to pay or T = Transportation Information Update, and the container is not a sibling.	Populate the .csm USPS Pick Up with Y - Yes or N - No field when the .seg Full-Service Participation field is populated with F or M, the .csm Container Status field is populated with R or T, and the container is not a sibling.	.csm
4456	For Seamless Parallel Run processing, the .csm Scheduled Ship Date field must be within 30 days of the past or present of the .csm Postage Statement Mailing Date.	Populate the .csm Scheduled Ship Date field must be within 30 days of the pas or present of the .csm Postage Statement Mailing Date.	.csm
4458	For Seamless Parallel Run processing, the value provided for the .csm Entry Point for Entry Discount – Facility Type field was {1}; it cannot contain N = Not Determined when the .csm Container Status is populated with R = Ready to Pay.	Populate the .csm Entry Point for Entry Discount – Facility Type field with a value other than N when the .csm Container Status field is populated with R.	.csm
4464	For Seamless Parallel Run processing, if populated, the .csm CSA Agreement ID field must be populated with a 10 digit numeric value between 1000000000 and 9999999999 when .csm Container Status field is populated with R = Ready to Pay.	Populate the .csm CSA Agreement ID field with a 10 digit numeric value between 1000000000 and 9999999999 when .csm Container Status field is populated with R.	.csm

<b>Error Number</b>	<b>Mail.dat client Warning Message</b>	<b>Action</b>	<b>Error Location</b>
4466	For Seamless Parallel Run processing, if populated, the .csm Reservation Number field must be populated with (1) a 10 digit value with the format nnnnn + R + mmdd (where n = numeric and mmdd = date of recurring appointment); (2) a 6 character value with the format nnnnn + R; or (3) a 9 digit numeric value between 100000000 and 999999999, when the .csm Container Status field is populated with R = Ready to Pay.	Populate the .csm Reservation Number field with (1) a 10 digit value with the format nnnnn + R + mmdd (where n = numeric and mmdd = date of recurring appointment); (2) a 6 character value with the format nnnnn + R; or (3) a 9 digit numeric value between 100000000 and 999999999, when the .csm Container Status field is populated with R.	.csm

## Mail.dat Server Errors

Server validation errors are thrown in the database after a job validates and uploads successfully through the Mail.dat client application. These errors are thrown when a job contains invalid combinations of data. The server validations include, qualification report generation checks, and postage statement generation checks that are not performed through the Mail.dat client Application.

**Table D-3. Mail.dat Server Error Messages**

This is a list of all the possible Mail.dat server validation error messages from the Database. Note text in brackets [] is explanatory and does not appear in the error message.

<b>Error Number</b>	<b>Mail.dat Server Error Message</b>	<b>Action</b>	<b>Error Location</b>
3553	Cannot Cancel/Delete Job due to equivalent component references.		.cpt
7000	The sum of the .cqt Number of Pieces and .cqt Number of Copies field does not match the associated .csm Number of Pieces and .csm Number of Copies.	Verify that the .csm Number of Copies and Pieces is equal to the sum of the .cqt Number of Copies and Pieces.	Multiple Files

<b>Error Number</b>	<b>Mail.dat Server Error Message</b>	<b>Action</b>	<b>Error Location</b>
7001	The .cqt Number of Pieces field does not match the .cqt Number of Copies field.	Populate the .cqt Number of Pieces with the same value that is populated in the .cqt Number of Copies field.	.cqt
7002	The .pqt Number of Pieces field does not match the .pqt Number of Copies field.	Populate the .pqt Number of Pieces with the same value that is populated in the .pqt Number of Copies field.	.pqt
7003	The .csm Number of Pieces for a parent container does not match the sum of all child .csm Number of Pieces.	Populate the .csm Number of Pieces field for the parent container with a value that is equal to the sum of all child .csm Number of Pieces.	.csm
7004	The .csm Total Weight of the parent container does not match the sum of all child .csm weights.	Populate the .csm Total Weight field for the parent container with a value that is equal to the sum of all .csm child weights.	.csm
7005	The Number of Pieces in .imr file does not match the .csm Number of Pieces.	Populate the Number of Pieces in the .imr file with a value that is equal to the .csm Number of Pieces.	Multiple Files
7006	For each .cqt and .pdr CQT Database ID, the number of .pdr records whose .pdr 'Wasted or Shortage Piece' Indicator is set to 'W' = Wasted piece produced but was spoiled; 'S' = Shortage – piece NOT produced; or blank =for all else must equal the .cqt Number of Pieces, the .cqt Number of Copies, or a value in between the .cqt Number of Pieces and .cqt Number of Copies. The value provided was {}	Verify that the .pdr records whose .pdr 'Wasted or Shortage Piece' Indicator is set to W, S, or blank are equal to the .cqt Number of Pieces, the .cqt Number of Copies, or a value in between the .cqt Number of Pieces and .cqt Number of Copies.	Multiple Files
7007	A Valid Finance number could not be found for the .mpa Permit Zip+4. The value provided was {}	Populate the .mpa Permit ZIP+4 field with a value that maps back to a valid Finance Number.	Qual Report



<b>Error Number</b>	<b>Mail.dat Server Error Message</b>	<b>Action</b>	<b>Error Location</b>
7011	A Qualification Report was not generated.	Verify that all fields are populated correctly to create a Qualification Report.	Qual Report
7012	A Shortage/Spoilage adjustment was attempted on an already finalized postage statement. Adjustment could not be made.	All shortage/spoilage adjustments must be made prior to postage statement finalization.	Postage Statement
7013	The PDR Shortage/Spoilage adjustment could not be covered by the associated postage statement. Adjustment could not be made.	Verify that the .pdr Wasted or Shortage Piece Indicator field is populated correct for Shortage/Spoilage adjustments.	Postage Statement
7014	The PAR Shortage/Spoilage adjustment could not be covered by any existing un-finalized postage statement. Adjustment could not be made.	Verify that the fields in the .par file is populated correct for Shortage/Spoilage adjustments.	.par
7017	A parent container does not exist for Parent Container Reference ID {0}.	Verify that the .csm Parent Container Reference ID field is populated with a valid value.	.csm
7018	<i>PostalOne!</i> encountered an internal error during Mail.Dat file load. This will automatically be re-attempted.	Job submission will be automatically re-attempted	File Load
7019	<i>PostalOne!</i> encountered internal errors during Mail.Dat validations. Please contact <i>PostalOne!</i> application support for assistance.	Contact <i>PostalOne!</i> application support.	File Load
7020	<i>PostalOne!</i> encountered an internal error during Mail.Dat validations. This will automatically be re-attempted.	Job submission will be automatically re-attempted	Multiple Files
7021	<i>PostalOne!</i> encountered internal errors during Mail.Dat validations. Please contact <i>PostalOne!</i> application support for assistance.	Contact <i>PostalOne!</i> application support.	Multiple Files
7022	<i>PostalOne!</i> encountered an internal error during the Qualification Report generation process. This will automatically be re-attempted.	Job submission will be automatically re-attempted	Qual Report
7023	<i>PostalOne!</i> encountered internal errors during the Qualification Report generation process. Please contact <i>PostalOne!</i> application support for assistance.	Contact <i>PostalOne!</i> application support.	Qual Report

<b>Error Number</b>	<b>Mail.dat Server Error Message</b>	<b>Action</b>	<b>Error Location</b>
7024	<i>PostalOne!</i> encountered an internal error during the Postage Statement Generation process. This will automatically be re-attempted.	Job submission will be automatically re-attempted	Postage Statement
7025	<i>PostalOne!</i> encountered internal errors during the Postage Statement Generation process. Please contact <i>PostalOne!</i> application support for assistance.	Contact <i>PostalOne!</i> application support.	Postage Statement
7026	Invalid Rate Category/Destination Entry combination. The value provided was {}	Populate the .cqt Rate Category and .cqt Destination Entry field with a valid combination.	Postage Statement
7027	A First Class statement failed to account for all pieces. Expected: {0}, mapped: {0}.The value provided was {}	Populate Mail.dat fields according to <i>PostalOne!</i> Technical Specification to map to lines correctly.	Postage Statement
7028	A Standard Mail statement failed to account for all pieces. Expected: {0}, mapped: {0}.	Populate Mail.dat fields according to <i>PostalOne!</i> Technical Specification to map to lines correctly.	Postage Statement
7029	A Package Services statement failed to account for all pieces. Expected: {0}, mapped: {0}.	Populate Mail.dat fields according to <i>PostalOne!</i> Technical Specification to map to lines correctly.	Postage Statement
7030	A Periodical or Pending Periodical statement failed to account for all pieces. Expected: {0}, mapped: {0}.	Populate Mail.dat fields according to <i>PostalOne!</i> Technical Specification to map to lines correctly.	Postage Statement
7031	Invalid Rate Category/In-County Out-County Indicator for Periodical Postage Statements. Invalid Postage Statement Values - {0}.	Populate Mail.dat fields according to <i>PostalOne!</i> Technical Specification to map to lines correctly.	Postage Statement
7032	Invalid Rate Category used for a Non-Incidental Enclosure Postage Statement. Invalid Rate Category - {0}.	Populate Mail.dat fields according to <i>PostalOne!</i> Technical Specification to map to lines correctly.	Postage Statement

<b>Error Number</b>	<b>Mail.dat Server Error Message</b>	<b>Action</b>	<b>Error Location</b>
7033	A Mail Owner and Mail Preparer were not provided and the submitting user does not have a linked Permit within the Post Office of Mailing from the .mpa Permit ZIP+4.	Populate the preparer permit with a valid value that is linked to the user.	Qual Report
7034	All permits in a single version must map to a finance number.	Populate all permits in a single version with values that map to the same finance number.	Qual Report
7042	The duplicate tray barcode percentage is more than the threshold for {0}, actual: {0}, threshold: {0}.	Verify that the job does not include duplicate barcodes.	.csm
7046	Total Weight of Host CPT exceeds 20 ounces - {0}.	Populate the .cpt Component - Weight field with a value that is less than or equal to 20 oz.	.cpt
7047	When the Container and Bundle Charge Method field is populated with 2=Charge all to one of the publications, the MPA ID for Container and Bundle Charge Method field in the .seg file must match an MPA ID in the .mpa file in order to generate Section D (Bundle) Lines on a Postage Statement. The value provided was {}	Populate Mail.dat fields according to <i>PostalOne!</i> Technical Specification to map to lines correctly.	Postage Statement
7048	When the Container and Bundle Charge Method field is populated with 2=Charge all to one of the publications, the MPA ID for Container and Bundle Charge Method field in the .seg file must match an MPA ID in the .mpa file in order to generate Section E (Container) Lines on a Postage Statement. The value provided was {}	Populate Mail.dat fields according to <i>PostalOne!</i> Technical Specification to map to lines correctly.	Postage Statement
7050	The highest priority value was determined to be the Mail Owner's Lcl Permit Ref Num. The Mail Owner's Lcl Permit Ref Number is not found or not active. The value provided was {1}.	Populate the Mail Owner's Lcl Permit Ref Number with a valid value that is active.	.mpa
7051	An Error was Encountered during Job Status Load.	Server malfunction	Job Status Load
7052	Maximum re-submit attempts; errors encountered during job status load. The value provided was {}	Server malfunction	Job Status Load

<b>Error Number</b>	<b>Mail.dat Server Error Message</b>	<b>Action</b>	<b>Error Location</b>
7053	The .seg Container and Bundle Charge Method 1 is not fully supported and requires manual entry of a container and bundle statement for the third party payer. The value provided was {}	A postage statement must be entered manually.	.seg
7054	The .cqt Service Level Indicator must be F when the .seg Full Service Participation Indicator is F=full-service option. The value provided was {}	Populate the .cqt Service Level Indicator field with F when the .seg Full-Service Participation Indicator field is F.	Multiple files
7055	The .cqt Service Level Indicator must be F=full-service option for at least one .cqt record when the .seg Full Service Participation Indicator is M=Mixed-service (basic and full mixed). The value provided was {}	Populate the .cqt Service Level Indicator field with F for at least one .cqt record when the .seg Full-Service Participation Indicator is populated with M.	Multiple files
7056	The .cqt Service Level Indicator must be populated with B = Basic, P = PostNet or O for other such as non-auto. when the .seg Full-Service Participation Indicator field is blank. The value provided was {}	Populate the .seg Service Level Indicator field with O, B, or P when the .seg Full-Service Participation Indicator field is blank.	Multiple files
7057	The postage statement for this job has been frozen. Once a postage statement is frozen, containers within that postage statement cannot be canceled. {0}	Do not attempt to cancel containers that are associated to a frozen postage statement.	Multiple files
7058	Cannot update records whose Record Status is set to O= Original. {0}	Populate the Record Status field with U for update job submissions.	.hdr
7059	The .csm Label: IM/TM/ Container or IM/TM/ Tray Barcode must be unique below the configurable threshold when the .csm Container Status is R= Ready to pay or T= Transportation Information Update, if after 'R' (Ready To Pay) or 'X' (Previously Closed or Paid) and the .cqt Service Level Indicator is F=full-service option for the specified .csm Container ID. The value provided was {}	Populate the .csm Label: IM/TM/ Container or IM/TM/ Tray Barcode field with a value that is unique below the configurable threshold when the .csm Container Status is R or T and the .cqt Service Level Indicator is F for the specified .csm Container ID.	Multiple Files

Error Number	Mail.dat Server Error Message	Action	Error Location
7060	The .pdr IM/TM/ Barcode must be unique below the configurable threshold (##%) when the .csm Container Status is R = Ready to pay and the .cqt Service Level Indicator field is F =Full service option for the specified .csm Container ID. The value provided was {}	Populate the .pdr IM/TM/ Barcode field with a value that is unique below the configurable threshold (##%) when the .csm Container Status is R and the .cqt Service Level Indicator field is F for the specified .csm Container ID.	Multiple Files
7061	The .pbc Barcode must be unique below the configurable threshold (##%) when the .csm Container Status is R= Ready to pay and the .cqt Service Level Indicator field is F=Full service option for the specified .csm Container ID. The value provided was {}	Populate the .pbc Barcode field with a value that is unique below the configurable threshold (##%) when the .csm Container Status is R and the .cqt Service Level Indicator field is F for the specified .csm Container ID.	.pbc
7063	The PBC Shortage/Spoilage adjustment is greater than the postage on the associated postage statement. Adjustment could not be made. {0}	Adjust the amount of the .pbc Shortage/Spoilage amount to a value that is less than the postage on the associated postage statement.	.pbc
7068	Submission date must be within 30 days of the Postage Statement Mailing Date. The System will only support Transportation Update with Container Status T=Transportation Information Update, if after 'R' (Ready To Pay) or 'X' (Previously Closed or Paid). The value provided was {}	Submit the job within 30 days of the .csm Postage Statement Mailing Date field value.	.csm
7078	The total postage on the lines for a postage statement does not match the total on the statement's header.	Populate Mail.dat fields according to <i>PostalOne!</i> Technical Specification to map to lines correctly.	Postage Statement

<b>Error Number</b>	<b>Mail.dat Server Error Message</b>	<b>Action</b>	<b>Error Location</b>
7079	There were duplicate postage statement lines (Section: '%', Line Number: '%') generated for a postage statement with Mail Class ('%').	Populate Mail.dat fields according to <i>PostalOne!</i> Technical Specification to map to lines correctly.	Postage Statement
7081	A Pending periodical statement failed to account for all pieces on the standard postage lines.	Populate Mail.dat fields according to <i>PostalOne!</i> Technical Specification to map to lines correctly.	Postage Statement
7085	There are more than one origin entry offices for the CPP permit. There must be only one origin entry office for a mailing with a CPP permit.	Populate the .mpa Permit Number with a value that has only one origin entry office for the CPP Permit.	Multiple Files
7090	For Full-Service IMR records, the sum of the .imr IM/TM/ Barcode Upper Serialization minus the .imr IM/TM/ Barcode Lower Serialization plus one must be between the smaller of the sum of Full-Service .cqt Number of Pieces or Number of Copies and 5% more than the larger of the sum of Full-Service .cqt Number of Pieces or Number of Copies.	Verify that the sum of the .imr IM/TM/ Barcode Upper Serialization minus the .imr IM/TM/ Barcode Lower Serialization plus one is equal to a value between the smaller of the sum of Full-Service .cqt Number of Pieces or Number of Copies and 5% more than the larger of the sum of Full-Service .cqt Number of Pieces or Number of Copies.	Multiple Files
7090	[Before Release 28 on November 6, 2011:] For Full-Service IMR records, the sum of the .imr IM Barcode Upper Serialization minus the .imr IM Barcode Lower Serialization plus one must be between the smaller of the sum of Full-Service .cqt Number of Pieces or Number of Copies and 20% more than the larger of the sum of Full-Service .cqt Number of Pieces or Number of Copies.		Multiple Files

<b>Error Number</b>	<b>Mail.dat Server Error Message</b>	<b>Action</b>	<b>Error Location</b>
7091	For eInduction processing, the .csm Label: IM/TM/ Container Or IM/TM/ Tray Barcode field must be unique within the submitted job.	Populate the .csm Label: IM/TM/ Container Or IM/TM/ Tray Barcode field with a unique value within the submitted job.	Multiple Files
7092	The Total Number of Copies from all .pqt child handling unit records must equal the .cqt parent records Number of Copies	Verify that the total Number of Copies from all .pqt child handling unit records is equal to the .cqt parent records Number of Copies	Multiple Files
7093	Referential Integrity Error: The number of child .pdr records must equal a count between the Number of Pieces and the Number of Copies in the parent .csm file.	Verify that the number of child .pdr records is equal to a count between the Number of Pieces and the Number of Copies in the parent .csm file.	Multiple Files
7094	The permit balance of the .mpa Permit Number %%1 and Permit ZIP+4 %%2 provided will be negative after postage statement processing.	Verify that the imr Piece Count is equal to a count between the .csm parent record's Number of Pieces and Number of Copies.	Multiple Files
7104	For Seamless, the .csm Label: IM/TM/ Container Or IM/TM/ Tray Barcode field must contain exactly 21 characters when the .csm Container Type is P= Pallet, H = EIRS 61 - Hamper, Large Canvas, A = EIRS 61P - Hamper, Large Plastic, G = EIRS 66 - General Purpose Mail Container w/Gate, D = EIRS 68 - Eastern Region Mail Container w/Web Door, R = EIRS 84 - Wire Container Rigid, C = EIRS 84C - Collapsible Wire Container, Z= User Pallet, B= Bedload, U= Unit Load Device or W = Walled Unit. The value provided was {1}.	Populate the .csm Label: IM/TM/ Container Or IM/TM/ Tray Barcode field with exactly 21 characters when the .csm Container Type is P, H, A, G, D, R, C, Z, B, U, or W.	.csm

Error Number	Mail.dat Server Error Message	Action	Error Location
7105	For Seamless, the .csm Label: IM/TM/ Container Or IM/TM/ Tray Barcode field must begin with 99M when the corresponding .csm Container Type is P = Pallet, H = EIRS 61 - Hamper, Large Canvas, A = EIRS 61P - Hamper, Large Plastic, G = EIRS 66 - General Purpose Mail Container w/Gate, D = EIRS 68 - Eastern Region Mail Container w/Web Door, R = EIRS 84 - Wire Container Rigid, C = EIRS 84C - Collapsible Wire Container, Z = User Pallet, B = Bedload, U = Unit Load Device or W = Walled Unit. The value provided was {1}.	Populate the .csm Label: IM/TM/ Container Or IM/TM/ Tray Barcode field with a value that begins 99M when the corresponding .csm Container Type is P, H, A, G, D, R, C, Z, B, U, or W.	.csm
7106	For Seamless, the .csm Label: IM Container Or IM Tray Barcode field must be unique within the submitted job and amongst all physical pallets associated to the .seg eDoc Sender CRID value that were finalized within the last 45 days of the Postage Statement Mailing Date.	Populate the .csm Label: IM/TM/ Container Or IM/TM/ Tray Barcode field with a unique value within the submitted job and amongst all physical pallets associated to the .seg eDoc Sender CRID value that were finalized within the last 45 days of the Postage Statement Mailing Date.	.csm
7107	For Seamless, the .csm Label: IM/TM/ Container Or IM/TM/ Tray Barcode field contains an invalid value; it must contain a 24 character IMtb.	Populate the .csm Label: IM/TM/ Container Or IM/TM/ Tray Barcode field with a 24 character IMtb.	.csm



<b>Error Number</b>	<b>Mail.dat Server Error Message</b>	<b>Action</b>	<b>Error Location</b>
7108	For Seamless, the .csm Label: IM Container Or IM Tray Barcode field must be unique within the submitted job and amongst all physical handling units associated to the .seg eDoc Sender CRID value that were finalized within the last 45 days of the Postage Statement Mailing Date.	Populate the .csm Label: IM/TM/ Container Or IM/TM/ Tray Barcode field with a unique value within the submitted job and amongst all physical handling units associated to the .seg eDoc Sender CRID value that were finalized within the last 45 days of the Postage Statement Mailing Date.	.csm .seg
7109	For Seamless, containers with container type M= Logical Pallet (MLOCR) must be referenced by a physical sibling with .csm Sibling Container Indicator populated with Y=Yes.	Populate the .csm Sibling Container Indicator field with Y for a physical sibling when the .csm Container Type field is populated with M.	.csm
7110	For Seamless, containers with container type L =Logical Tray (MLOCR) must be referenced by a physical sibling with .csm Sibling Container Indicator populated with Y=Yes.	Populate the .csm Sibling Container Indicator field with Y for a physical sibling when the .csm Container Type field is populated with L.	.csm
7111	For Seamless, original containers referenced by a physical sibling with Sibling Container Indicator populated with Y=Yes must have .csm Container Type of M= Logical Pallet (MLOCR) or L=Logical Tray (MLOCR). The value provided was {1}	Populate the .csm Container Type field with M or L when original containers referenced by a physical sibling with a .csm Sibling Container Indicator field populated with Y.	.csm

<b>Error Number</b>	<b>Mail.dat Server Error Message</b>	<b>Action</b>	<b>Error Location</b>
7112	For Seamless, the .csm Entry Point - Actual/Delivery - Locale Key must be populated with a 9 digit alphanumeric value that is not 'ORIGIN' or 'LOCORIGIN.'	Populate the .csm Entry Point - Actual/Delivery - Locale Key field with a 9 digit alphanumeric value that is not 'ORIGIN' or 'LOCORIGIN.'	.csm
7115	The number of child .pbc records must equal a count between the Number of Pieces and the Number of Copies in the parent .csm file	Verify that the number of child .pbc records is equal to a count between the Number of Pieces and the Number of Copies in the parent .csm file	Multiple Files
7157	A postage statement contains mail piece units both with mobile barcode and without mobile barcode.	Update the .mpa Customer Reference ID or .csm Postage Grouping ID to separate mobile barcode pieces.	Multiple Files
7166	For Seamless processing, the .pdr IM/TM/ Barcode must be unique below the configurable threshold ({1}%) when the .csm Container Status is R = Ready to Pay. The value provided was {2}.	Populate the .pdr IM/TM/ Barcode field with a value that is unique below the configurable threshold when the .csm Container Status is R.	.pdr
7170	For Seamless processing the .pbc Barcode must be unique below the configurable threshold ({1}%). The value provided was {2}.	Populate the .pbc Barcode field with a value that is unique below the configurable threshold.	.pbc
7172	The CRID determined for the .mpa Mailer ID of Preparer does not match the .mpa CRID of Preparer. Only one Mailing Agent can be identified per mailing.	If your job identifies a separate .mpa Mailer ID of Preparer and .mpa CRID of Preparer, make sure the CRID determined for the .mpa Mailer ID of Preparer matches the .mpa CRID of Preparer.	N/A

<b>Error Number</b>	<b>Mail.dat Server Error Message</b>	<b>Action</b>	<b>Error Location</b>
7176	For Seamless processing, the number of child .pbc records must equal a count between the parent .csm Number of Pieces field and the .csm Number of Copies field.	Verify that the number of child .pbc records is equal a count between the parent .csm Number of Pieces field and the .csm Number of Copies field when the .seg Full-Service Participation Indicator field is populated with F or M, and the .csm Container Status field is populated with R.	Multiple
7177	For Seamless Parallel Run processing, the number of child .pbc records must equal a count between the parent .csm Number of Pieces field and the .csm Number of Copies field.	Verify that the number of child .pbc records is equal a count between the parent .csm Number of Pieces field and the .csm Number of Copies field when the .seg Full-Service Participation Indicator field is populated with F or M, and the .csm Container Status field is populated with R.	Multiple

**Table D-4. Mail.dat Server Warning Messages**

This is a list of all the possible Mail.dat server validation warning messages from the Database. Note text in brackets [] is explanatory and does not appear in the error message.

<b>Error Number</b>	<b>Mail.dat Server Warning Message</b>	<b>Action</b>	<b>Error Location</b>
7035	PDR Spoilage and Shortage cannot be applied to periodical statements.		.pdr
7036	PBC Spoilage and Shortage cannot be applied to periodical statements.		.pbc
7040	The average piece count in IMR is less than the threshold, Avg count: <XX.XX>, Threshold: <XXX>		.imr

Error Number	Mail.dat Server Warning Message	Action	Error Location
7062	The .imr IM/TM/ Barcode Upper Serialization and .imr IM/TM/ Barcode Lower Serialization Number cannot be equal to or in between any .imr IM/TM/ Barcode Upper Serialization Number and .imr IM/TM/ Barcode Lower Serialization Number for a specified .imr Container ID within the .imr file above the configurable threshold (##%) when the .csm Container Status is R= Ready to pay and the .imr Service Level Indicator is F (Full Service).	Populate the .imr IM/TM/ Barcode Upper Serialization and .imr IM/TM/ Barcode Lower Serialization Number with a value that is not equal to or in between any .imr IM/TM/ Barcode Upper Serialization Number and .imr IM/TM/ Barcode Lower Serialization Number for a specified .imr Container ID within the .imr file above the configurable threshold (##%) when the .csm Container Status is R and the .imr Service Level Indicator is F (Full Service).	.imr
7077	[Warning message will be removed in Release 28 on November 6, 2011.]The .imr IM Barcode Upper Serialization minus the .imr IM Barcode Lower Serialization Number plus one must equal the .imr Piece Count for the specified .imr Container ID when the .csm Container Status is R and the .seg Full-Service Participation Indicator is F or M.		.imr
7082	For eInduction processing, the .csm Label: IM/TM/ Container Or IM/TM/ Tray Barcode field for IMcb (s)/pallets must be unique amongst all containers associated to the .seg eDoc Sender CRID value that were finalized within the last 45 days.	Populate the .csm Label: IM/TM/ Container Or IM/TM/ Tray Barcode field for IMcb(s)/pallets with a unique value amongst all containers associated to the .seg eDoc Sender CRID value that were finalized within the last 45 days.	.csm

<b>Error Number</b>	<b>Mail.dat Server Warning Message</b>	<b>Action</b>	<b>Error Location</b>
7083	For eInduction processing, the .csm Label: IM/TM/ Container Or IM/TM/ Tray Barcode field for IMcb (s)/pallets must be unique amongst all containers finalized within the last 45 days.	Populate the .csm Label: IM/TM/ Container Or IM/TM/ Tray Barcode field for IMcb(s)/pallets with a unique amongst all containers finalized within the last 45 days.	.csm
7084	There are zero origin entry offices for the CPP permit. There must be one entry office for a mailing with a CPP permit.	Populate the .mpa Permit Number with a value that has an entry office for the CPP Permit.	Postal Service Permit Data
7101	According to the Seamless Acceptance Site, the statement submitted is not eligible for Auto-Finalization. Your statement will not be Auto-Finalized.	Check which Postage Statement types are eligible for Auto-Finalization through the Seamless Acceptance Site for your Seamless Acceptance CRID. Ensure your statement is manually finalized.	.csm
7102	According to the Seamless Acceptance Site, the processing category provided is not eligible for Auto-Finalization. Your statement will not be Auto-Finalized.	Check which Processing Category values are eligible for Auto-Finalization through the Seamless Acceptance Site for your Seamless Acceptance CRID. Ensure your statement is manually finalized.	.csm
7103	According to the Seamless Acceptance Site, the Full Service Participation value provided is not eligible for Auto-Finalization. Your statement will not be Auto-Finalized.	Check which Full Service Participation values are eligible for Auto-Finalization through the Seamless Acceptance Site for your Seamless Acceptance CRID. Ensure your statement is manually finalized.	.csm

Error Number	Mail.dat Server Warning Message	Action	Error Location
7113	For Seamless, all physical containers with .csm Container Status set to R = Ready to pay must set the .csm eInduction Indicator to Y = Yes. If the .csm eInduction Indicator is not set to Y = Yes, the Postage Statement will not be auto-finalized. If the .csm eInduction Indicator is not set to Y = Yes, the Postage Statement will not be auto-finalized.	Populate the .csm eInduction Indicator field with Y = Yes for physical containers when physical containers in the .csm Container Status are set to R = Ready to pay.	.csm
7116	For Seamless Parallel Run, the .csm Label: IM/TM/ Container Or IM/TM/ Tray Barcode field must begin with 99M when the corresponding .csm Container Type is P = Pallet, H = EIRS 61 - Hamper, Large Canvas, A = EIRS 61P - Hamper, Large Plastic, G = EIRS 66 - General Purpose Mail Container w/Gate, D = EIRS 68 - Eastern Region Mail Container w/Web Door, R = EIRS 84 - Wire Container Rigid, C = EIRS 84C - Collapsible Wire Container, Z = User Pallet, B = Bedload, U = Unit Load Device or W = Walled Unit. The value provided was {1}.	Populate the .csm Label: IM/TM/ Container Or IM/TM/ Tray Barcode field with a value that begins with 99M when the corresponding .csm Container Type is P, H, A, G, D, R, C, Z, B, U, or W.	.csm
7117	For Seamless Parallel Run, the .csm Label: IM Container Or IM Tray Barcode field must be unique within the submitted job and amongst all physical pallets associated to the .seg eDoc Sender CRID value that were finalized within the last 45 days of the Postage Statement Mailing Date.	Populate the .csm Label: IM/TM/ Container Or IM/TM/ Tray Barcode field with a unique value within the submitted job and amongst all physical pallets associated to the .seg eDoc Sender CRID value that were finalized within the last 45 days of the Postage Statement Mailing Date.	.csm

<b>Error Number</b>	<b>Mail.dat Server Warning Message</b>	<b>Action</b>	<b>Error Location</b>
7118	For Seamless Parallel Run, the .csm Label: IM/TM/ Container Or IM/TM/ Tray Barcode field contains an invalid value; it must contain a 24 character IMtb.	Populate the .csm Label: IM/TM/ Container Or IM/TM/ Tray Barcode field with a 24 character IMtb.	.csm
7119	For Seamless Parallel Run, the .csm Label: IM Container Or IM Tray Barcode field must be unique within the submitted job and amongst all physical handling units associated to the .seg eDoc Sender CRID value that were finalized within the last 45 days of the Postage Statement Mailing Date.	Populate the .csm Label: IM/TM/ Container Or IM/TM/ Tray Barcode field with a unique value within the submitted job and amongst all physical handling units associated to the .seg eDoc Sender CRID value that were finalized within the last 45 days of the Postage Statement Mailing Date.	.csm .seg
7120	For Seamless Parallel Run, containers with container type M= Logical Pallet (MLOCR) must be referenced by a physical sibling with .csm Sibling Container Indicator populated with Y=Yes.	Populate the .csm Sibling Container Indicator field with Y for a physical sibling when the .csm Container Type field is populated with M.	.csm
7121	For Seamless Parallel Run, containers with container type L=Logical Tray (MLOCR). must be referenced by a physical sibling with .csm Sibling Container Indicator populated with Y= Yes.	Populate the .csm Sibling Container Indicator field with Y for a physical sibling when the .csm Container Type field is populated with L.	.csm

<b>Error Number</b>	<b>Mail.dat Server Warning Message</b>	<b>Action</b>	<b>Error Location</b>
7122	For Seamless Parallel Run, original containers referenced by a physical sibling with Sibling Container Indicator populated with Y must have .csm Container Type of M= Logical Pallet (MLOCR) or L=Logical Tray (MLOCR).	Populate the .csm Container Type field with M or L when original containers referenced by a physical sibling with a .csm Sibling Container Indicator field populated with Y.	.csm
7123	For Seamless Parallel Run, the .csm Entry Point - Actual/Delivery - Locale Key must be populated with a 9 digit alphanumeric value that is not 'ORIGIN' or 'LOCORIGIN.'	Populate the .csm Entry Point - Actual/Delivery - Locale Key field with a 9 digit alphanumeric value that is not 'ORIGIN' or 'LOCORIGIN.'	.csm
7124	For Seamless Parallel Run, the .csm Label: IM/TM/ Container Or IM/TM/ Tray Barcode field must contain exactly 21 characters when the .csm Container Type is P = Pallet, H = EIRS 61 - Hamper, Large Canvas, A = EIRS 61P - Hamper, Large Plastic, G = EIRS 66 - General Purpose Mail Container w/Gate, D = EIRS 68 - Eastern Region Mail Container w/Web Door, R = EIRS 84 - Wire Container Rigid, C = EIRS 84C - Collapsible Wire Container, Z = User Pallet, B = Bedload, U = Unit Load Device or W = Walled Unit. The value provided was {1}.	Populate the .csm Label: IM/TM/ Container Or IM/TM/ Tray Barcode field with exactly 21 characters when the .csm Container Type is P, H, A, G, D, R, C, Z, B, U, or W.	.csm
7127	The label information provided does not match the information in the active Mail Direction File.		.csm, .mpu
7128	The .mpa CRID of Preparer must be enrolled as an MSP in the ProgReg Incentive Program Tool when an Incentive is claimed. The Incentive claimed in the eDoc will not be applied to the Postage Statement because .mpa CRID of Preparer is not enrolled as an MSP in the ProgReg Incentive Program Tool.		.ccr .mpa



<b>Error Number</b>	<b>Mail.dat Server Warning Message</b>	<b>Action</b>	<b>Error Location</b>
7129	The .mpa CRID of Preparer is not a registered MSP. The Incentive will be applied because the Mail Owner is registered for the Incentive.		.ccr .mpa
7130	The CRID of Preparer and the CRID of Mail Owner cannot be the same when the CRID of Preparer is a registered MSP in the ProgReg Incentive Program Tool. The Incentive claimed in the eDoc will not be applied to the Postage Statement		.ccr .mpa
7134	For Seamless Parallel Run, all physical containers with .csm Container Status set to R = Ready to pay must set the .csm eInduction Indicator to Y = Yes. If the .csm eInduction Indicator is not set to Y = Yes, the Postage Statement will not be auto-finalized.	Populate the .csm eInduction Indicator with Y = Yes for Seamless Parallel Run when all physical containers in the .csm Container Status are set to R = Ready to pay.	.csm
7135	More than {1} failures for error code: {2}.		
7136	More than {1} failures for error code: {2}.		
7137	More than {1} failures for error code: {2}.		
7138	The permit balance of the .mpa Permit Number <XXXXXX> and Permit ZIP+4 <XXXXXXXXXX> provided will be negative after postage statement processing.		
7139	The permit balance of the .mpa Permit Number <XXXXXX> and Permit ZIP+4 <XXXXXXXXXX> provided will be negative after postage statement processing.		
7140	The permit balance of the .mpa Permit Number <XXXXXX> and Permit ZIP+4 <XXXXXXXXXX> provided will be negative after postage statement processing.		
7141	The permit balance of the .mpa Permit Number <XXXXXX> and Permit ZIP+4 <XXXXXXXXXX> provided will be negative after postage statement processing.		
7145	The .ccr Characteristic provided was {1}. The Incentive claimed is not active. The discount will not be applied.		

<b>Error Number</b>	<b>Mail.dat Server Warning Message</b>	<b>Action</b>	<b>Error Location</b>
7147	The .ccr Characteristic provided was {1}. The identified mailing roles provided are not enrolled for the incentive claimed. The discount will not be applied.		
7148	The .ccr Characteristic provided was {1}. The incentive claimed does not yield the greatest discount. The discount will not be applied.		
7151	POSTNET barcode is not eligible for Automation pricing.	Populate the IMTM Barcode or claim a Non-Automation rate.	
7152	For postage statement processing, only one line between lines H1 - H4 of PS Form 3602-R/N may be submitted on a single postage statement.	Populate the IM <sup>TM</sup> Barcode or claim a Non-Automation rate.	
7155	The MID and Serial element of the .pdr IM <sup>TM</sup> Barcode may not be duplicated {1} or more times, by mail class, when the .csm Container Status field is R = Ready to Pay and the .cqt Service Level Indicator field is F = Full Service. The barcode that exceeded the configurable threshold is {2}.	Populate the MID and Serial element of the .pdr IM/TM/Barcode field with a value that is unique below the configurable threshold, by mail class, when the .csm Container Status field is R and the .cqt Service Level Indicator field is F for the specified .csm Container ID.	.pdr
7156	The MID and Serial element of the .pbc Barcode may not be duplicated {1} or more times, by mail class, when the .csm Container Status field is R = Ready to Pay and the .cqt Service Level Indicator field is F = Full Service. The barcode that exceeded the configurable threshold is {2}.	Populate the MID and Serial element of the .pbc Barcode field with a value that is unique below the configurable threshold, by mail class, when the .csm Container Status field is R and the .cqt Service Level Indicator field is F for the specified .csm Container ID.	.pbc

<b>Error Number</b>	<b>Mail.dat Server Warning Message</b>	<b>Action</b>	<b>Error Location</b>
7158	The permit balance of the .mpa Permit Number {1} and Permit ZIP+4 {2} provided will cause a negative balance unless funds are added to Permit Number {1} by the .csm Postage Statement Mailing Date. The Postage Statement falls within the allowable negative balance threshold after postage statement processing and will be Auto-Finalized.	Add Funds to the .mpa Permit Number. Your statement will be Auto-Finalized.	.mpa
7159	The permit balance of the .mpa USPS Publication Number {1} and Permit ZIP+4 {2} provided will cause a negative balance unless funds are added to Publication Number {1} by the .csm Postage Statement Mailing Date. The Postage Statement falls within the allowable negative balance threshold after postage statement processing and will be Auto-Finalized.	Add Funds to the .mpa USPS Publication Number. Your statement will be Auto-Finalized.	.mpa
7160	The permit balance of the .mpa Permit Number {1} and Permit ZIP+4 {2} provided will cause a negative balance unless funds are added to Permit Number {1} by the .csm Postage Statement Mailing Date. The Postage Statement does not fall within the allowable negative balance threshold after postage statement processing and will not be Auto-Finalized unless funds are added.	Add Funds to the .mpa Permit Number. Your statement will not be Auto-Finalized.	.mpa
7161	The permit balance of the .mpa USPS Publication Number {1} provided will cause a negative balance unless funds are added to Publication Number {1} by the .csm Postage Statement Mailing Date. The Postage Statement does not fall within the allowable negative balance threshold after postage statement processing and will not be Auto-Finalized unless funds are added.	Add Funds to the .mpa USPS Publication Number. Your statement will not be Auto-Finalized.	.mpa
7167	For Seamless Parallel Run processing, the .pdr IM/TM/ Barcode must be unique below the configurable threshold ({1}%) when the .csm Container Status is R = Ready to Pay. The value provided was {2}.	Populate the .pdr IM/TM/ Barcode field with a value that is unique below the configurable threshold when the .csm Container Status is R.	.pdr

<b>Error Number</b>	<b>Mail.dat Server Warning Message</b>	<b>Action</b>	<b>Error Location</b>
7171	For Seamless Parallel Run processing the .pbc Barcode must be unique below the configurable threshold ({1}%). The value provided was {2}.	Populate the .pbc Barcode field with a value that is unique below the configurable threshold.	.pbc
7174	For Postage Statement processing, Form 3602R/N - Section H for Product Samples must be submitted on a separate Postage Statement.		
7175	The CRID {1} of the Mail Owner, which was determined using the {2} by By/For processing, does not have a non-profit status.	Update the {2} to a value 3828 that will have a non-profit eligible CRID.	N/A

## Appendix E. Periodicals Procedures

This Appendix contains the procedures for using the Ad % Basis, the edition weight worksheet, the advertising percentage worksheet, and the Centralized Periodicals Payment CPP payment request.

### Ad % Basis

If your advertising percentage calculation already determines the advertising percentage of an edition populate the advertising percentage on only one component and do not populate the Ad % Basis . For mailers using several components where each carries their own advertising percentage the Ad % Basis is required for each of these components. The Component (CPT) Ad % Basis is only required when there are multiple components with an Periodical Ad% Treatment value of S. The Ad % Basis value must be greater than zero for each component with an Periodical Ad% Treatment value of S if there are multiple components with an Periodical Ad% Treatment value of S. Sample calculations are provided to relate the calculation of the Ad % Basis to each of the acceptable methods of advertising percentage measurement. The following excerpt is from the Periodicals Course offered by the NCSC and available to both postal personnel and customers. The sample calculations using Mail.dat data are inserted for this technical specification. The method selected must be applied to the entire publication. Attempts to combine methods will result in the wrong conclusion. The sample calculations provided here are consistent with the three methods as described in the DMM 707.17.4.5 Measuring Advertising.

The DMM 707.17.4.5 Measuring Advertising states: The total advertising and nonadvertising portions may be determined by column inches, square inches, pages, or by another recognized unit of measure if the same unit of measure is used for both portions. One full page of advertising must equal one full page of nonadvertising regardless of the amount of blank space between each advertisement or nonadvertising article on a page. If measured in column inches, nonadvertising inches are determined by subtracting the total measured advertising inches from the total column inches of the publication. A blank page, portion of a page, or blank border or margin is counted as advertising if consideration was received for the whole page, the blank portion, or the blank border or margin. The border of a page is otherwise considered neither advertising nor nonadvertising and is not measured, but it is included in the total weight of the publication for purposes of postage calculation. When measuring nonrectangular sheets, the measurement is based on the smallest rectangle that could contain the irregular sheet; exact measurement is not attempted. When two or more sheets are permanently glued together to form a single sheet, the surface area of the resulting sheet (front and back) is included when measuring the advertising or nonadvertising portion.

#### Method One: Page Measurement

Step One: Establish total number of pages of publication. Count all pages to arrive at the total number of pages in the periodical

Step Two: Establish total pages of advertising.

Count all full, half and quarter pages of advertising

Add all segments to determine the total number of pages devoted to advertising

Step Three: Establish percentage of advertising. Divide the advertising pages by the total pages to arrive at the advertising percentage

Only a few publications are designed to allow advertising to be calculated by this method.

Example Calculation for Method One Page Measurement:

A publication has two components: the main book (40 pages) with 45.12% advertising and a half page

advertising blow-in printed on one side with 100% advertising. Ignore the decimal point stated in the Mail.dat file. Use pages times 10 as the basis. The multiplier 10 is arbitrary and could be whatever the publisher desired so long as it does not introduce round off error and is used consistently for all components describing the edition or mail piece unit. Set the value of ad percent basis to  $40 \times 10 = 400$  for the main book and  $0.5 \times 10 = 5$  for the component. The advertising percentage for the edition is ad percent basis for the main book multiplied by ad percent for the main book plus ad percent basis for the blow in multiplied by ad percent of the blow in all divided by the sum of the ad percent basis.  $(400 \times 45.12 + 5 \times 100.00) / (400 + 5) = 45.80$ .

### **Method Two: Column Inch**

In publications that do not have numerous supplements the column inch method provides an easy way to measure advertising.

Examine the periodical to determine the average number of columns per page. This number becomes the standard for the entire publication. All pages will be measured by this standard even if they have a different number of columns.

For example: a periodicals publication has 12 pages. 8 pages have 2 columns, 2 pages have one column, 1 page has 15 columns and the last page has 8 columns. The average number of columns in this publication is 2.

Step One: Establish total column inches of publication

Pick a page that has the standard number of columns

Measure the length of the printed surface of a column on that page and multiply this number by the number of columns on the page. This establishes the number of column inches per page

Multiply the number of column inches per page by the number of pages in the publication. This is the total inches in the publication

Step Two: Establish total column inches of advertising

Measure the length of each advertisement on each page of the publication

Add all advertising inches for the total advertising inches in the publication.

Step Three: Establish percentage of advertising. Divide the total advertising inches by the total column inches to arrive at the advertising percent for the publication

Example Calculation for Method Two Column Inch:

A publication has two components: the main book (40 pages with two standard columns 9" long = 18"/page) with 45.12% advertising and a half page (two columns times 0.5 pages times 18 inches) advertising blow-in printed on one side with 100% advertising. Ignore the decimal point stated in the Mail.dat file. Use column inches as the basis. Set the value of ad percent basis to  $40 \times 18 = 720$  for the main book and  $0.5 \times 18 = 9$  for the component. The advertising percentage for the edition is ad percent basis for the main book multiplied by ad percent for the main book plus ad percent basis for the blow in multiplied by ad percent of the blow in all divided by the sum of the ad percent basis.  $(720 \times 45.12 + 9 \times 100.00) / (720 + 9) = 45.80$ .

### **Method Three: Square inch**

The square inch method provides us with the most accurate measurement. This method is most suitable when the printed pages of a publication are of a variety of column lengths and widths or if there are a large number of supplements of various sizes in the publication.

Step One: Establish total square inches of publication

Choose any page of the publication except the front page

Measure the length and width of the columns on the page

Multiply the length of the columns by the width to arrive at the total square inches on a page

Multiply the total square inches on the page by the number of pages to determine the total square inches in the publication

Step Two: Establish total square inches of advertising

Measure the length and width of the advertising on each page

Multiply the length by the width of the ads to arrive at the square inches

Repeat this process until all of the advertising on each page in the publication has been measured

Add all the advertising square inches to determine the total advertising inches in the publication

Step Three: Establish percentage of advertising. Divide the total advertising inches by the total square inches in the publication to determine the advertising percentage

Example Calculation for Method Three Square Inches:

A publication has two components: the main book (40 pages with two standard columns 9" long and 3" wide = 54 square inches/ page) with 45.12% advertising and a half page (one column 7" wide by 4" long = 28 square inches) advertising blow-in printed on one side with 100% advertising. Ignore the decimal point stated in the Mail.dat file. Use square inches as the basis. Set the value of ad percent basis to  $40 \times 54 = 2160$  for the main book and 28 for the component. The advertising percentage for the edition is ad percent basis for the main book multiplied by ad percent for the main book plus ad percent basis for the blow in multiplied by ad percent of the blow in all divided by the sum of the ad percent basis.  $(2160 \times 45.12 + 28 \times 100.00) / (2160 + 28) = 45.82$ . In this case the advertising percentage 45.82 is more accurate because the exact square inches were used for the blow in advertising.

#### **Ad % Basis and the Mail.dat file**

Advertising percentage previously at the mailpiece level (in prior Mail.dat versions) is at the component level. Furthermore to find an average advertising percentage to define the edition having multiple components an advertising basis was introduced. The advertising basis is freely definable by the publisher to correspond to page measurement, column inch measurement or square inch measurement.

However, in the postage calculation the advertising percentage in decimal format is multiplied by the weight of the edition to define the advertising pounds as distinct from the editorial pounds (weight of edition that is not included in the advertising pounds). See DMM sections 707.2.1.4 and 707.2.1.5.

The Mail.dat Component field ad percentage treatment of a component must have the value S for that component to be included in the ad percent calculation.

The default values (used when the field is left blank in the Mail.dat file) are for advertising percentage 0.00, for Ad percent treatment S, and when Ad percent treatment is S for Ad percent basis 100.

Since the ad percent basis is not a column in the ad percent worksheet, the ad percent basis cannot be changed except by sending an update to the Mail.dat file.

## Advertising Percentage Treatment

The following values are allowed for the Component Periodical Ad% Treatment depending on the Component Advertising Percent value. For Periodicals, CPT *Periodical Ad Percentage* greater than or equal zero and less than or equal 100.00 is required if this field is S. If Component – Periodical Ad Percentage is blank, Periodical Ad% Treatment must Blank, B or N. If Component – Periodical Ad Percentage is zero, Periodical Ad% Treatment must Blank, B, N or S. If Component – Periodical Ad Percentage is greater than zero, Periodical Ad% Treatment must be B, N or S. Only components with a Periodical Ad% Treatment value of S will be allowed updates in the Advertising Percentage Worksheet. **Note:** The Component file Ad % Basis value is required and must be greater than zero for each component with an Periodical Ad% Treatment value of S if there are multiple components with an Periodical Ad% Treatment value of S.

Component - Periodical Ad Percentage Value	Allowable Component file: Periodical Ad % Treatment Values
Blank	Blank, B or N
Zero	Blank, B, N or S
Greater than zero	B, N or S

## Edition Weight Worksheet

The edition weight worksheet is available for all Periodicals and pending Periodicals mailings.

Mail Owners and Mail Preparers can now view a new Edition Weight Worksheet that replaces the Piece-Weight Information link. **The USPS Verified weight is entered by the USPS acceptance personnel and is used to calculate the postage.** The Edition Weight Worksheet can be downloaded in PDF (.pdf), Excel (.xls) or CSV (.csv) formats.

The edition weight worksheet is based on Component (CPT) weight. Initial Weight is calculated by Mail.dat processing by adding the component weights for all components (CPT) associated with the mail piece unit (MPU) via the MPU/C Relationship (MCR) file where those components contribute to the copy weight according to Periodicals postage calculation rules. Subsequent updates to component weights in the Edition Weight Worksheet trigger recalculation of the copy weight by the same method as the initial calculation. Equivalent component weights allow mailers to identify components as having an identical weight as another component. The worksheets support and allow modification of these equivalent relationships and values. The calculated weights are used to update the Postage Statements.

Once Weights and/or advertising percentage values are changed, overrides are set so that any subsequent updates through Mail.dat using the same mailpiece use the new weights and advertising percentage values from the worksheets.

## Advertising Percentage Worksheet

The advertising percentage worksheet is available for all Periodicals and pending Periodicals mailings.

When Periodicals Postage Statements are submitted via Mail.dat, Mail Owners and Mail Preparers can now update the advertising percentage and view the Advertising Percentage Worksheet. Updating the advertising percentage will be allowed for postage statements in estimated or update stages. **The final Advertising Percentage is used to calculate postage.** The Advertising Percentage Worksheet can be downloaded in PDF (.pdf), Excel (.xls) or CSV (.csv) formats.



Initial advertising percentage for the Mail Piece Unit comes from Mail.dat processing and is derived using the following rules:

1. When multiple components make up a mailpiece the advertising percentage is calculated from the component Advertising Percentage, Advertising Percentage Treatment, and Ad % Basis values. All components with Periodical Ad% Treatment= S are used to calculate the advertising percentage using the following formula  $(\text{Component\_AD\%} \times \text{Component\_AD\%\_Basis}) / \text{Total\_AD\%\_Basis}$  which is calculated against each component and the results are added together. Where Total\_AD%\_Basis is the sum of all Ad % Basis values for all components with AD % Treatment = S.
2. When only one component makes up a mailpiece the Component Advertising Percentage is used without any consideration of Advertising Percentage Treatment, and Ad % Basis values.

Subsequent values are calculated for updates to the advertising percentage worksheet using the same formulas as in (1) and (2) above. Only components with a Periodical Ad% Treatment value of S will be allowed updates in the Advertising Percentage Worksheet. Note: the Ad % Basis values are not available for update in the Advertising Percentage Worksheet. Equivalent component advertising percentages allow mailers to identify components as having an identical advertising percentage as another component. The worksheets support and allow modification of these equivalent relationships and values. The calculated advertising percentages are used to update the Postage Statements.

Once Weights and/or advertising percentage values are changed overrides are set so that any subsequent updates through Mail.dat using the same mailpiece use the new weights and advertising percentage values from the worksheets.

## Periodicals Postage – Additional Features

The postage statement register, postage statement register – entry facility detail, the version summary report, the listing by mailing date, and the entry facility listing by mailing date are available to all Periodicals mailers.

The link to access the periodicals postage statement register and its drilldowns is available on the postage statement when a consolidated postage statement is generated. A consolidated postage statement is generated when one of the postage statement generation variables (see Table - Key Periodicals Postage Statement Consolidation Fields) triggers the creation of child postage statements. The link to access the periodicals postage statement register will not be active when the postage statement generation variables are identical within a mailing and the postage statement created is not consolidated.

The Issue level postage statement totals the issue level postage for all Periodicals postage statements submitted via the acceptance office entry, Postal Wizard entry, or Mail.dat entry. Postage statements via Mail.XML entry will be included in the issue level postage.

Consolidated Payment functionality is available to replace the Centralized Postage Payment for Periodicals Mailers (CPP) program. The system allows CPP customers to consolidate multiple Mail.dat jobs for a particular publication and issue at a single acceptance office [Detached Mail Unit (DMU) or Business Mail Entry Unit (BMEU)] for payment. To use this feature, the CPP customer must have a CPP Agreement on file with the Pricing and Classification Service Center (PCSC). The customer must maintain on deposit, the amount of escrow funds indicated in the agreement and follow all other requirements of Publication 406 Guide to the Centralized Postage Payment (CPP) System for Periodicals Mail. For CPP mailings with enclosures, both the periodical statement and the enclosure statement are set to FPP (Finalized Pending Payment) upon finalization by a postal employee. These enclosures will be

paid with the rest of the mailing at the scheduled payment date. Additionally, mailers can select enclosure statements when scheduling payment requests.

Instructions on how to access the Edition Weight Worksheet, the Advertising Percentage Worksheet and the additional features described in this section are in the User Access to Electronic Mailing Information and Reports Guide available on <http://ribbs.usps.gov/index.cfm?page=intellmailguides> and eDoc Process: A Guide for CPP Customers available on [http://ribbs.usps.gov/intelligentmail\\_guides/documents/tech\\_guides/eDocProcessforPublishers.pdf](http://ribbs.usps.gov/intelligentmail_guides/documents/tech_guides/eDocProcessforPublishers.pdf).

## **Standard Mail Postage for Pending Periodicals**

For Mail.dat file submissions of Periodicals letters or flats during the pending period, Periodicals postage statements shall be mapped to the Standard Mail postage statement to determine postage due during the pending Period. For Mail.dat file submissions of Periodicals Parcels, the postal clerk enters the amount of pending postage due according to the PS Form 3605 supplied by the mailer. For letters and flats, the amount of postage due appears on the Periodicals postage statement and the system does not generate the detailed PS Form 3602 Standard Mail postage statement.

## **Firm Bundles**

For Mail.dat file submissions of Periodical Firm Bundles using the Full-Service Intelligent Mail option, it is possible to serialize each copy in the bundle or maintain the bundle as one piece and include only one serial number. If the copies within the Periodical Firm Bundle are recorded separately, the system will expect each record to have a unique serial number and a separate .pdr/.pbc record. If the Periodical Firm Bundle is maintained as one piece, the system will expect the same serial number on each copy and only a single .pdr/.pbc record.

Mapping from Periodicals Flats to Standard Mail Flats

Periodicals Line	Standard Mail Flats Line	3.3 oz or less	Over 3.3 and less than 16 oz	3.3 oz or less	Over 3.3 and less than 16 oz
In-County	Description	Automation	Automation	Nonautomation	Nonautomation
A4 Basic Nonautomation	None Mixed ADC			E4	E15
A6 Basic Automation Flats	None Mixed ADC	D4	D15		
A7 3-Digit Nonautomation	None 3-Digit			E2	E13
A9 3-Digit Automation Flats	None 3-Digit	D2	D13		
A10 5-Digit Nonautomation	None 5-Digit			E1	E12
A12 5-Digit Automation Flats	None 5-Digit	D1	D12		
A13 Carrier Route Basic	None Basic	F3	F23	F3	F23
A14 Carrier Route High Density	None High Density	F2	F22	F2	F22
A15 Carrier Route Saturation	None Saturation	F1	F21	F1	F21
Periodicals Line	Standard Mail Flats Line	3.3 oz or less	Over 3.3 and less than 16 oz	3.3 oz or less	Over 3.3 and less than 16 oz
Outside-County	Description	Automation	Automation	Nonautomation	Nonautomation
<i>Machinable Flats</i>					
C1 Mixed ADC Barcoded	None Mixed ADC	D4	D15		
C2 Mixed ADC Nonbarcoded	None Mixed ADC			E4	E15
C3 ADC Barcoded	None ADC	D3	D14		
C4 ADC Nonbarcoded	None ADC			E3	E14
C5 3-Digit Barcoded	None 3-Digit	D2	D13		
C6 3-Digit Nonbarcoded	None 3-Digit			E2	E13
C7 5-Digit Barcoded	None 5-Digit	D1	D12		
C8 5-Digit Nonbarcoded	None 5-Digit			E1	E12
<i>Nonmachinable Flats</i>					
C9 Mixed ADC Barcoded	None Mixed ADC			E4	E15
C10 Mixed ADC Nonbarcoded	None Mixed ADC			E4	E15
C11 ADC Barcoded	None ADC			E3	E14
C12 ADC Nonbarcoded	None ADC			E3	E14
C13 3-Digit Barcoded	None 3-Digit			E2	E13
C14 3-Digit Nonbarcoded	None 3-Digit			E2	E13
C15 5-Digit Barcoded	None 5-Digit			E1	E12
C16 5-Digit Nonbarcoded	None 5-Digit			E1	E12
<i>Carrier Route and Firm Bundles</i>					
C29 Basic	None Basic	F3	F23	F3	F23
C30 High-Density	None High Density	F2	F22	F2	F22
C31 Saturation	None Saturation	F1	F21	F1	F21
C32 Firm Bundle	None 5-Digit	E1	E12	E1	E12

Mapping from Periodicals Letters to Standard Mail Letters

Periodicals Line	Standard Mail Letters Line	3.3 oz or less	Over 3.3 up to 3.5 oz	3.3 oz or less	3.3 oz or less	Over 3.3 and less than 16 oz
In-County	Description	Automation	Automation	Machinable	Nonmachinable	Nonmachinable
A4 Basic Nonautomation	None Mixed AADC			B2		
A4 Basic Nonautomation	None Mixed ADC				B9	B20
A5 Basic Automation	None Mixed AADC	A4	A15			
A7 3-Digit Nonautomation	None AADC			B1		
A7 3-Digit Nonautomation	None 3-Digit				B7	B18
A8 3-Digit Automation	None 3-Digit	A2	A13			
A10 5-Digit Nonautomation	None AADC			B1		
A10 5-Digit Nonautomation	None 5-Digit				B6	B17
A11 5-Digit Automation	None 5-Digit	A1	A12			
A13 Carrier Route Basic	None Basic CR	C3	C27		C15	C39
A14 Carrier Route High Density	None High Density	C2	C26		C14	C38
A15 Carrier Route Saturation	None Saturation	C1	C25		C13	C37
Periodicals Line	Standard Mail Flats Line	3.3 oz or less	Over 3.3 up to 3.5 oz	3.3 oz or less	3.3 oz or less	Over 3.3 and less than 16 oz
Outside-County	Description	Automation	Automation	Machinable	Nonautomation	Nonautomation
C21 Mixed ADC Barcoded	None Mixed AADC	A4	A15			
C22 Mixed ADC Nonbarcoded	None Mixed AADC			B2		
C22 Mixed ADC Nonbarcoded	None Mixed ADC				B9	B20
C23 ADC Barcoded	None AADC	A3	A14			
C24 ADC Nonbarcoded	None AADC			B1		
C24 ADC Nonbarcoded	None ADC				B8	B19
C25 3-Digit Barcoded	None 3-Digit	A2	A13			
C26 3-Digit Nonbarcoded	None AADC			B1		
C26 3-Digit Nonbarcoded	None 3-Digit				B7	B18
C27 5-Digit Barcoded	None 5-Digit	A1	A12			
C28 5-Digit Nonbarcoded	None AADC			B1		
C28 5-Digit Nonbarcoded	None 5-Digit				B6	B17
C29 Basic	None Basic	C3	C27		C15	C39
C30 High-Density	None High Density	C2	C26		C14	C38
C31 Firm Bundle	None Saturation	C1	C25		C13	C37

## Appendix F. Customer/Supplier Agreement Procedures

This Appendix contains the procedures on key fields that need to be identified when applying a Customer/Supplier Agreement (CSA) to the electronic documentation. These fields should match to the specific separation line entry for a given CSA ID. Upon Mail.dat postage statement finalization, the CSA Status must be Active and apply to a date on when the CSA is effective.

Following table illustrates key fields considered when applying the CSA to the Mail.dat.

**Table F- 1. CSA Data Integration with Mail.Dat**

No	CSA	Mail.dat		Notes
	Field Name	File	Field Name	
1	CSA ID	Segment (SEG)	CSA Agreement ID	This is assigned a numeric value by the Postal Service. Do not use leading zeros.
2	Mail Class	Segment (SEG)	Class Defining Preparation	
3	Processing Category	Segment (SEG)	Principal Processing Category	
4	Processing Code	Container Summary (CSM)	Container Level Code	Does not apply for periodicals
5	Facility Locale Key	Container Summary (CSM)	Entry Point - Actual/Delivery - Locale Key	Locale Key should be provided in Mail.dat
6	Day of Week	Container Summary (CSM)	A) Scheduled Induction Date (applies only for BMEU & DMU-Verified Mailer Transported); B) Scheduled Ship Date (applies only for DMU-Verified USPS Transported)	The Date provided in the CSM record should fall within the Day of Week provided in the CSA.
9	Container Destination ZIP	Container Summary (CSM)	Container Destination ZIP	A) Does not apply for Air Separations  B) CSM Container Destination ZIP must fall within the separation provided for the CSA. For example, '22202' CSM Container Destination ZIP can apply to 3 digit CSA Container Destination ZIP range of '200-250'
10	Recurring Appointment Seq ID	Container Summary (CSM)	Reservation Number	Only applies for DMU-Verified Mailer Transported  Note: Reservation Number can also be provided as an transportation update upon mail verification

No	CSA	Mail.dat		Notes
	Field Name	File	Field Name	
11	Trip Number	Container Summary (CSM)	CSA Trip ID	Only applies for DMU-Verified USPS Transported or Unscheduled Trip

## Appendix G. Mapping Mail.dat Fields to Postage Statements

This Appendix displays the mappings of the Mail.dat fields to the postage statements. The four postage statements available for a Mail.dat submission are the PS Form 3600 First-Class and Priority Mail, the PS Form 3602 Standard Mail, the PS Form 3605 Package Services, and the PS Form 3541 Periodicals Mail.

The following tables for each class list the validated minimum and maximum weights for each postage statement section.

### Weight Validations

The following tables for each class list the validated minimum and maximum weights for each postage statement section.

#### First Class Mail

If there are no enclosures, the piece weight used to calculate pound postage for First-Class Mail is taken from the MPU file Mail Piece Unit – Weight field. If there are enclosures, the piece weight used to calculate pound postage for First-Class Mail is taken from the sum of the components.

Processing Category	.cqt Rate Category	Section Label	Min Wt.	Max Wt.
Cards	E = 5-Digit Barcode	Automation Prices	0 oz.	3.5oz
Letters	H = 3-Digit Barcode L1 = AADC BC L2 = Mixed AADC BC			
Letters (Reply Rides Free)	E = 5-Digit Barcode H = 3-Digit Barcode L1 = AADC BC L2 = Mixed AADC BC	Automation Prices	> 1oz	2oz
Flats	E = 5-Digit Barcode H = 3-Digit Barcode L3 = ADC BC L4 = MxADC BC	Automation Prices	0 oz.	13oz
Cards	N = Basic Presort	Non Automation Prices	0 oz.	3.5oz
Letters	S = Single Piece			
Flats	N = Basic Presort S = Single Piece	Non Automation Prices	0 oz.	13oz
Parcel, First Class	G = 5D Non Barcode K = 3D Non Barcode L5 = ADC Non-BC L6 = MxADC Non - BC S = Single Piece	Non Automation Prices	0 oz.	13oz
Parcels,	N/A	Commercial Plus	3.5oz	16oz

Processing Category	.cqt Rate Category	Section Label	Min Wt.	Max Wt.
First Class (Commercial Plus)			(Can be equal to 3.5oz)	(Can not equal 16oz)
Letters (Repositionable Notes)	S = Single Piece	Reposition-able Notes	0 oz.	3.5oz
Cards (Repositionable Notes)				
Flats (Repositionable Notes)	S = Single Piece	Reposition-able Notes	0 oz.	13oz

### Periodicals and Pending Periodicals

The piece weight used to calculate pound postage for Periodicals mail is calculated by summing the components CPT file Component – Weight related to the MPU ID by the MCR file. This piece weight may be later updated by the Edition Weight worksheet described in Appendix E. For Periodicals Mail the advertising percentage is calculated by summing the components CPT file Component - Periodical Ad Percentage related to the MPU ID by the MCR file. This advertising percentage may be later updated by the Advertising Percentage worksheet described in Appendix E.

Processing Category	Flat Machinability	Min Wt.	Max Wt.
Flats	Y = Machinable on ASFM 100	0 oz.	22oz
	U = Machinable on USFM 1000	0 oz.	4.4lbs
Letters	N/A	0 oz.	16oz

### Standard Mail

If there are no enclosures, the piece weight used to calculate pound postage for Standard Mail is taken from the MPU file Mail Piece Unit – Weight field. If there are enclosures, the piece weight used to calculate pound postage for Standard Mail is taken from the sum of the components.

Processing Category	.cqt Rate Category	Section Label	Min Wt.	Max Wt.
Letters	E = 5-Digit Barcode H = 3-Digit Barcode L1 = AADC BC L2 = Mixed AADC BC	Automation Letters	0 oz.	3.5oz
Letters	L7 = AADC Non-BC L8 = MxAADC Non-BC	Non Automation Letters	0 oz.	3.3oz
Letters	G = 5D Non Barcode	Non Automation Letters	0 oz.	16oz



<b>Processing Category</b>	<b>.cqt Rate Category</b>	<b>Section Label</b>	<b>Min Wt.</b>	<b>Max Wt.</b>
	K = 3D Non Barcode L5 = ADC Non-BC L6 = MxADC Non – BC			
Letters	A = Saturation – ECR B = High Density – ECR O = CR – Barcode	Carrier Route Letters	0 oz.	3.5oz
Letters	A1 = Non Automation Saturation – ECR B1 = Non Automation High Density – ECR D1 = Non Automation Basic Carrier Route	Carrier Route Letters	0 oz.	16oz
Flats	E = 5 Digit Barcode H = 3 Digit Barcode L3 = ADC BC L4 = MxADC BC	Automation Flats	0 oz.	16oz
Flats	G = 5D Non Barcode K = 3D Non Barcode L5 = ADC Non-BC L6 = MxADC Non – BC	Non Automation Flats	0 oz.	16oz
Flats	A = Non Automation Saturation – ECR AF = Sat-ECR Ltr (Pd Flt) B = High Density – ECR D = Carrier Route	Carrier Route Flats	0 oz.	16oz
Not Flat – Machinables	N5 = NDC N6 = Mixed NDC NG = 5 Digit NK = SCF	Not Flat – Machinables	0 oz.	16oz
Parcels	A = Saturation – ECR B = High Density – ECR D = Carrier Route	Carrier Route Parcels	0 oz.	16oz
Machinable Parcels	PQ = NDC – Machinable PR = Mixed NDC – Machinable	Machinable Parcels	0 oz.	16oz

Processing Category	.cqt Rate Category	Section Label	Min Wt.	Max Wt.
	PE = 5 – digit Machinable			
Irregular Parcels	P7 = NDC P8 = Mixed NDC PI = 5-Digit PM = SCF	Irregular Parcels	0 oz.	3.3oz
Irregular Parcels	P5 = NDC – Non Machinable P6 = Mixed NDC – Non Machinable PG = 5 Digit Non Machinable PK = SCF – Non Machinable	Irregular Parcels	0 oz.	16oz
Customized Market Mail	N = Basic	Customized Market Mail	0 oz.	3.3oz
Flats (Repositionable Notes)	N/A	Repositionable Notes	0 oz.	16oz
Letters (Repositionable Notes)	N/A	Repositionable Notes	0 oz.	3.5oz

## Package Services

The piece weight used to calculate pound postage for Package Services Mail is taken from the MPU file Mail Piece Unit – Weight field.

Processing Category	Barcode Discount or Surcharge Indicator	.cqt Rate Category	.mpu Rate Type	Section Label	Min Wt.	Max Wt.
Flats	D = Barcode Discount O = Other	N/A	B = Bound Printed Matter F = Media Mail L = Library Mail	Bound Printed Matter	0 oz.	20oz

Processing Category	Barcode Discount or Surcharge Indicator	.cqt Rate Category	.mpu Rate Type	Section Label	Min Wt.	Max Wt.
	S = Non-Barcoded Surcharge I = Non-Barcoded DNDC-Entered Parcel B = Pays Base Rate (No Surcharge or Discount)	N/A	B = Bound Printed Matter	Bound Printed Matter	0 oz.	15lbs
	S = Non-Barcoded Surcharge I = Non-Barcoded DNDC-Entered Parcel B = Pays Base Rate (No Surcharge or Discount)	N/A	F = Media Mail L = Library Mail	Library Mail and Media Mail	0 oz.	70lbs
Machinable Parcels Irregular Parcels	N/A	D = Carrier Route N = Basic	B = Bound Printed Matter	Bound Printed Matter	0 oz.	15lbs
Machinable Parcels Irregular Parcels	N/A	S = Single Piece N = Basic G = 5D Non Barcode	F = Media Mail L = Library Mail	Library Mail and Media Mail	0 oz.	70lbs

## Keys to the Mappings

The following keys are provided to relate the values in the tables below to the values in the Mail.dat file.

Table Value	Mail.dat record and field
DESTINATION_ENTRY	CSM Entry Point for Entry Discount - Facility Type
PROCESS_CATEGORY	MPU Mail Piece Unit - Processing Category
RATE_CATEGORY	CQT Rate Category
RATE_TYPE	CPT Component Rate Type
RATE_TYPE = Q	CPT Component Rate Type = I
ZONE	CQT Zone
PER_ICNTY_OCNTY_IND	CQT Periodicals: Not County/In County
MACHINABLE	multiple See the Appendix C section Flat Machinability Values for Periodicals

The MPU\_SURCHARGE map is to multiple fields.

Field Description MPU_SURCHARGE		Mail.dat field name and record		
Description	Value	MPU Surcharge (MPU)	Component Rate Type (CPT)	Rate Category (CQT)
First-Class Mail Parcel Surcharge	A			L6 or S
Dimensional Rate	D	D		
Permit Reply Mail	E		I	
Not Oversized	N	N		
Balloon surcharge	P	P		
First-Class Mail Nonmachinable Letters (0.0625 lbs or less)	R	Based on Rate Category and MPU Weight		
Single Piece	V			S

RATE\_TYPE is not shown in these mappings.

For Standard Mail Rate Type may be N for Nonprofit or R for Regular

For Periodicals Mail Rate Type may be N for Nonprofit, R or Y for Regular, C for Classroom, S or W for Sci Ag.

For Standard Mail MPU Standard Flat Type may be C for Catalog or N for Not a Catalog. This determines the Standard Mail processing category and is not shown in the mappings.

Subtotals and other lines calculated based on postage statement lines are omitted.

## First-Class Mail (Release 33)

1. The following table is applicable to Release 33.0.

Section	Line Number	Section Label	Block Label	Processing Category	Rate Category	Rate Type	MPU Surcharge	Barcode Discount or Surcharge Indicator
A	1	Automation Prices	Postcards	CD	E	R	N	
A	2	Automation Prices	Postcards	CD	H	R	N	
A	3	Automation Prices	Postcards	CD	L1	R	N	
A	4	Automation Prices	Postcards	CD	L2	R	N	
A	5	Automation Prices	Letters	LT	E	R	N	
A	6	Automation Prices	Letters	LT	H	R	N	
A	7	Automation Prices	Letters	LT	L1	R	N	
A	8	Automation Prices	Letters	LT	L2	R	N	

Section	Line Number	Section Label	Block Label	Processing Category	Rate Category	Rate Type	MPU Surcharge	Barcode Discount or Surcharge Indicator
A	9	Automation Prices	Flats	FL	E	R	N	
A	10	Automation Prices	Flats	FL	H	R	N	
A	11	Automation Prices	Flats	FL	L3	R	N	
A	12	Automation Prices	Flats	FL	L4	R	N	
A	13	Automation Prices	Subtotal					
A	14	Automation Prices	Full-service Intelligent Mail Option	CD	N	R	N	
A	15	Automation Prices	Full-service Intelligent Mail Option	LT	N	R	N	
A	16	Automation Prices	Full-service Intelligent Mail Option	FL	N	R	N	
B	1	Nonautomation Prices	Postcards	CD	N	R	N	
B	2	Nonautomation Prices	Postcards	CD	S	R	N	
B	3	Nonautomation Prices	Letters	LT	N	R	N	
B	4	Nonautomation Prices	Letters	LT	S	R	N	
B	5	Nonautomation Prices	Letters	LT	S	R	N	
B	6	Nonautomation Prices	Letters	LT	S	R	N	
B	7	Nonautomation Prices	Nonmachinable Letters	LT	N	R	R	
B	8	Nonautomation Prices	Nonmachinable Letters	LT	S	R	R	
B	9	Nonautomation Prices	Nonmachinable Letters – Standard Mail	LT	S	R	R	
B	10	Nonautomation Prices	Nonmachinable Letters	LT	N	R	R	
B	11	Nonautomation Prices	Nonmachinable Letters	LT	S	R	R	
B	12	Nonautomation Prices	Flats	FL	N	R	N	
B	13	Nonautomation Prices	Flats	FL	S	R	N	
B	14	Nonautomation Prices	Flats – Standard Mail	FL	S	R	N	

Section	Line Number	Section Label	Block Label	Processing Category	Rate Category	Rate Type	MPU Surcharge	Barcode Discount or Surcharge Indicator
B	15	Commercial Plus – Parcels	Parcels	PF	S	R	N	
B	16	Nonautomation Prices	Permit Reply Mail	LT	PR	Q	E	
B	17	Nonautomation Prices	Permit Reply Mail	LT	PR	Q	E	
B	18	Nonautomation Prices	Permit Reply Mail	FL	PR	Q	E	
B	19	Nonautomation Prices	Permit Reply Mail	FL	PR	Q	E	
C	1	Nonautomation Prices	Presorted Parcels – Commercial Base	PF	G	R	N	
C	2	Nonautomation Prices	Presorted Parcels – Commercial Base	PF	K	R	N	
C	3	Nonautomation Prices	Presorted Parcels – Commercial Base	PF	L5	R	N	
C	4	Nonautomation Prices	Presorted Parcels – Commercial Base	PF	L6	R	N	
C	4	Nonautomation Prices	Presorted Parcels – Commercial Base	PF	S	R	N	
C	5	Nonautomation Prices	Presorted Parcels – Commercial Base	PF	S	R	N	
C	6	Nonautomation Prices	Presorted Parcels – Commercial Base	PF	L6	R	A	
C	6	Nonautomation Prices	Presorted Parcels – Commercial Base	PF	S	R	A	
C	7	Commercial Plus - Parcels	Parcels (>=3.5 oz but less than 16 oz)	PF	G	R	N	
C	8	Commercial Plus - Parcels	Parcels (>=3.5 oz but less than 16 oz)	PF	K	R	N	
C	9	Commercial Plus - Parcels	Parcels (>=3.5 oz but less than 16 oz)	PF	L5	R	N	
C	10	Commercial Plus - Parcels	Parcels (>=3.5 oz but less than 16 oz)	PF	L6	R	N	
C	10	Commercial Plus - Parcels	Parcels (>=3.5 oz but less than 16 oz)	PF	S	R	N	
C	11	Commercial Plus - Parcels	Parcels (>=3.5 oz but less than 16 oz)	PF	G	R	A	
C	11	Commercial Plus - Parcels	Parcels (>=3.5 oz but less than 16 oz)	PF	K	R	A	

Section	Line Number	Section Label	Block Label	Processing Category	Rate Category	Rate Type	MPU Surcharge	Barcode Discount or Surcharge Indicator
C	11	Commercial Plus - Parcels	Parcels (>=3.5 oz but less than 16 oz)	PF	L5	R	A	
C	11	Commercial Plus - Parcels	Parcels (>=3.5 oz but less than 16 oz)	PF	L6	R	A	
C	11	Commercial Plus - Parcels	Parcels (>=3.5 oz but less than 16 oz)	PF	S	R	A	
D	1	Round Trip mailings that contain a DVD, CD, or other Disc	Automation Letters	LT	E	R	N	
D	2	Round Trip mailings that contain a DVD, CD, or other Disc	Automation Letters	LT	H	R	N	
D	3	Round Trip mailings that contain a DVD, CD, or other Disc	Automation Letters	LT	L1	R	N	
D	4	Round Trip mailings that contain a DVD, CD, or other Disc	Automation Letters	LT	L2	R	N	
D	5	Round Trip mailings that contain a DVD, CD, or other Disc	Presorted Letters	LT	N	R	N	
D	6	Round Trip mailings that contain a DVD, CD, or other Disc	Presorted Letters – Standard Mail	LT	S	R	N	
D	7	Round Trip mailings that contain a DVD, CD, or other Disc	Automation Flats	FL	E	R	N	
D	8	Round Trip mailings that contain a DVD, CD, or other Disc	Automation Flats	FL	H	R	N	
D	9	Round Trip mailings that contain a DVD, CD, or other Disc	Automation Flats	FL	L3	R	N	
D	10	Round Trip mailings that contain a DVD, CD, or other Disc	Automation Flats	FL	L4	R	N	
D	11	Round Trip mailings that contain a DVD, CD, or other Disc	Presorted Flats	FL	N	R	N	
D	12	Round Trip mailings that contain a DVD, CD, or other Disc	Presorted Flats	FL	S	R	N	

Section	Line Number	Section Label	Block Label	Processing Category	Rate Category	Rate Type	MPU Surcharge	Barcode Discount or Surcharge Indicator
		CD, or other Disc						
D	13	Round Trip mailings that contain a DVD, CD, or other Disc	Permit Reply Mail	LT	PR	Q	E	
D	14	Round Trip mailings that contain a DVD, CD, or other Disc	Automation Flats	FL	PR	Q	E	
D	16	Round Trip mailings that contain a DVD, CD, or other Disc	Full-service Intelligent Mail Option	FL	N	R	R	
D	17	Round Trip mailings that contain a DVD, CD, or other Disc	Full-service Intelligent Mail Option	FL	N	R	R	
E	1	Automation Prices	Postcards and Letters (not over 3oz.)	CD	E	V	N	
E	2	Automation Prices	Postcards and Letters (not over 3oz.)	LT	E	V	N	
E	3	Automation Prices	Full-service Intelligent Mail Option	CD	N	V	N	
E	3	Automation Prices	Full-service Intelligent Mail Option	LT	N	V	N	
F	1	Repositionable Notes		CD	S	M	N	

## Periodicals (Release 33)

2. The following table is applicable to Release 33.0.

Section	Line Number	Block Label	Processing Category	Rate Category	Entry Zone	Machinable	In County / Out County
A	1	Pound Price	FL		D		I



Section	Line Number	Block Label	Processing Category	Rate Category	Entry Zone	Machinable	In County / Out County
A	1	Pound Price	IR		D		I
A	1	Pound Price	LT		D		I
A	2	Pound Price	FL		N		I
A	2	Pound Price	IR		N		I
A	2	Pound Price	LT		N		I
A	3	Pound Price	FL	N			I
A	3	Pound Price	IR	N			I
A	3	Pound Price	LT	N			I
A	4	Piece Price (Presort)	FL	N			I
A	4	Piece Price (Presort)	IR	N			I
A	4	Piece Price (Presort)	LT	N			I
A	5	Piece Price (Presort)	LT	L			I
A	6	Piece Price (Presort)	FL	L			I
A	7	Piece Price (Presort)	FL	K			I
A	7	Piece Price (Presort)	IR	K			I
A	7	Piece Price (Presort)	LT	K			I
A	8	Piece Price (Presort)	LT	H			I
A	9	Piece Price (Presort)	FL	H			I
A	10	Piece Price (Presort)	FL	G			I
A	10	Piece Price (Presort)	IR	G			I
A	10	Piece Price (Presort)	LT	G			I
A	11	Piece Price (Presort)	LT	E			I
A	12	Piece Price (Presort)	FL	E			I
A	13	Piece Price (Presort)	FL	D			I
A	13	Piece Price (Presort)	IR	D			I
A	13	Piece Price (Presort)	LT	D			I
A	14	Piece Price (Presort)	FL	B			I
A	14	Piece Price (Presort)	IR	B			I
A	14	Piece Price (Presort)	LT	B			I
A	15	Piece Price (Presort)	FL	A			I
A	15	Piece Price (Presort)	IR	A			I
A	15	Piece Price (Presort)	LT	A			I
A	16	Piece Price (Presort)	FL	N			I
A	16	Piece Price (Presort)	IR	N			I
A	16	Piece Price (Presort)	LT	N			I
A	17	Piece Price (Presort)	FL		D		I

Section	Line Number	Block Label	Processing Category	Rate Category	Entry Zone	Machinable	In County / Out County
A	17	Piece Price (Presort)	IR		D		I
A	17	Piece Price (Presort)	LT		D		I
A	18	Piece Price (Presort)	FL	N			I
A	18	Piece Price (Presort)	IR	N			I
A	18	Piece Price (Presort)	LT	N			I
A	19	Full-service Intelligent Mail Option	FL	N			I
A	19	Full-service Intelligent Mail Option	LT	N			I
A	20	Full-service Intelligent Mail Option	FL	N			I
A	20	Full-service Intelligent Mail Option	IR	N			I
A	20	Full-service Intelligent Mail Option	LT	N			I
B	1	Advertising Pound Prices	FL		D		N
B	1	Advertising Pound Prices	IR		D		N
B	1	Advertising Pound Prices	LT		D		N
B	2	Advertising Pound Prices	FL		S		N
B	2	Advertising Pound Prices	IR		S		N
B	2	Advertising Pound Prices	LT		S		N
B	3	Advertising Pound Prices	FL		V		N
B	3	Advertising Pound Prices	IR		V		N
B	3	Advertising Pound Prices	LT		V		N
B	4	Advertising Pound Prices	FL		1		N
B	4	Advertising Pound Prices	IR		1		N
B	4	Advertising Pound Prices	LT		1		N
B	5	Advertising Pound Prices	FL		3		N
B	5	Advertising Pound Prices	IR		3		N
B	5	Advertising Pound Prices	LT		3		N
B	6	Advertising Pound Prices	FL		4		N
B	6	Advertising Pound Prices	IR		4		N
B	6	Advertising Pound Prices	LT		4		N
B	7	Advertising Pound Prices	FL		5		N
B	7	Advertising Pound Prices	IR		5		N
B	7	Advertising Pound Prices	LT		5		N
B	8	Advertising Pound Prices	FL		6		N

Section	Line Number	Block Label	Processing Category	Rate Category	Entry Zone	Machinable	In County / Out County
B	8	Advertising Pound Prices	IR		6		N
B	8	Advertising Pound Prices	LT		6		N
B	9	Advertising Pound Prices	FL		7		N
B	9	Advertising Pound Prices	IR		7		N
B	9	Advertising Pound Prices	LT		7		N
B	10	Advertising Pound Prices	FL		8		N
B	10	Advertising Pound Prices	IR		8		N
B	10	Advertising Pound Prices	LT		8		N
B	12	Nonadvertising Pound Prices	FL		D		N
B	12	Nonadvertising Pound Prices	IR		D		N
B	12	Nonadvertising Pound Prices	LT		D		N
B	13	Nonadvertising Pound Prices	FL		S		N
B	13	Nonadvertising Pound Prices	IR		S		N
B	13	Nonadvertising Pound Prices	LT		S		N
B	14	Nonadvertising Pound Prices	FL		V		N
B	14	Nonadvertising Pound Prices	IR		V		N
B	14	Nonadvertising Pound Prices	LT		V		N
B	15	Nonadvertising Pound Prices	FL		Z		N
B	15	Nonadvertising Pound Prices	IR		Z		N
B	15	Nonadvertising Pound Prices	LT		Z		N
C	1	Machinable Flats	FL	L4		Y	N
C	2	Machinable Flats	FL	L6		Y	N
C	3	Machinable Flats	FL	L3		Y	N
C	4	Machinable Flats	FL	L5		Y	N
C	5	Machinable Flats	FL	H		Y	N
C	6	Machinable Flats	FL	K		Y	N
C	7	Machinable Flats	FL	E		Y	N
C	8	Machinable Flats	FL	G		Y	N
C	9	Nonmachinable Flats	FL	L4		N	N
C	10	Nonmachinable Flats	FL	L6		N	N
C	11	Nonmachinable Flats	FL	L3		N	N
C	12	Nonmachinable Flats	FL	L5		N	N
C	13	Nonmachinable Flats	FL	H		N	N
C	14	Nonmachinable Flats	FL	K		N	N
C	15	Nonmachinable Flats	FL	E		N	N
C	16	Nonmachinable Flats	FL	G		N	N

Section	Line Number	Block Label	Processing Category	Rate Category	Entry Zone	Machinable	In County / Out County
C	17	Parcels	IR	L6			N
C	18	Parcels	IR	L5			N
C	19	Parcels	IR	K			N
C	20	Parcels	IR	G			N
C	21	Letters	LT	L4			N
C	22	Letters	LT	L6			N
C	23	Letters	LT	L3			N
C	24	Letters	LT	L5			N
C	25	Letters	LT	H			N
C	26	Letters	LT	K			N
C	27	Letters	LT	E			N
C	28	Letters	LT	G			N
C	29	Carrier Route	FL	D			N
C	29	Carrier Route	IR	D			N
C	29	Carrier Route	LT	D			N
C	30	Carrier Route	FL	B			N
C	30	Carrier Route	IR	B			N
C	30	Carrier Route	LT	B			N
C	31	Carrier Route	FL	A			N
C	31	Carrier Route	IR	A			N
C	31	Carrier Route	LT	A			N
C	32	Firm Bundles	FL	FB			N
C	32	Firm Bundles	IR	FB			N
C	32	Firm Bundles	LT	FB			N
C	33	Piece Prices	FL	N			N
C	33	Piece Prices	IR	N			N
C	33	Piece Prices	LT	N			N
C	34	Nonadv % Discount	FL				N
C	34	Nonadv % Discount	IR				N
C	34	Nonadv % Discount	LT				N
C	35	Subtotal Outside County	FL	N			N
C	35	Subtotal Outside County	IR	N			N
C	35	Subtotal Outside County	LT	N			N
C	36	Full-service Intelligent Mail Option	FL	N			N
C	36	Full-service Intelligent Mail Option	IR	N			N

Section	Line Number	Block Label	Processing Category	Rate Category	Entry Zone	Machinable	In County / Out County
C	36	Full-service Intelligent Mail Option	LT	N			N
E	1	Outside-County – Sack/Tray Prices			K		N
E	2	Outside-County – Sack/Tray Prices			J		N
E	3	Outside-County – Sack/Tray Prices			C		N
E	4	Outside-County – Sack/Tray Prices			O		N
E	5	Outside-County – Sack/Tray Prices			K		N
E	6	Outside-County – Sack/Tray Prices			J		N
E	7	Outside-County – Sack/Tray Prices			C		N
E	8	Outside-County – Sack/Tray Prices			O		N
E	9	Outside-County – Sack/Tray Prices			B		N
E	10	Outside-County – Sack/Tray Prices			R		N
E	11	Outside-County – Sack/Tray Prices			K		N
E	12	Outside-County – Sack/Tray Prices			J		N
E	13	Outside-County – Sack/Tray Prices			C		N
E	14	Outside-County – Sack/Tray Prices			O		N
E	15	Outside-County – Sack/Tray Prices			B		N
E	16	Outside-County – Sack/Tray Prices			R		N
E	17	Outside-County – Sack/Tray Prices			S		N
E	18	Outside-County – Sack/Tray Prices			K		N
E	19	Outside-County – Sack/Tray Prices			J		N

<b>Section</b>	<b>Line Number</b>	<b>Block Label</b>	<b>Processing Category</b>	<b>Rate Category</b>	<b>Entry Zone</b>	<b>Machinable</b>	<b>In County / Out County</b>
E	20	Outside-County – Sack/Tray Prices			C		N
E	21	Outside-County – Sack/Tray Prices			O		N
E	22	Outside-County – Sack/Tray Prices			B		N
E	23	Outside-County – Sack/Tray Prices			R		N
E	24	Outside-County – Sack/Tray Prices			S		N
E	25	Outside-County – Sack/Tray Prices			D		N
E	27	Outside-County – Pallet Prices			K		N
E	28	Outside-County – Pallet Prices			J		N
E	29	Outside-County – Pallet Prices			C		N
E	30	Outside-County – Pallet Prices			E		N
E	31	Outside-County – Pallet Prices			K		N
E	32	Outside-County – Pallet Prices			J		N
E	33	Outside-County – Pallet Prices			C		N
E	34	Outside-County – Pallet Prices			O		N
E	35	Outside-County – Pallet Prices			B		N
E	36	Outside-County – Pallet Prices			R		N
E	37	Outside-County – Pallet Prices			K		N
E	38	Outside-County – Pallet Prices			J		N
E	39	Outside-County – Pallet Prices			C		N
E	40	Outside-County – Pallet Prices			O		N

Section	Line Number	Block Label	Processing Category	Rate Category	Entry Zone	Machinable	In County / Out County
E	41	Outside-County – Pallet Prices			B		N
E	42	Outside-County – Pallet Prices			R		N
E	43	Outside-County – Pallet Prices			S		N
E	44	Outside-County – Pallet Prices			K		N
E	45	Outside-County – Pallet Prices			J		N
E	46	Outside-County – Pallet Prices			C		N
E	47	Outside-County – Pallet Prices			O		N
E	48	Outside-County – Pallet Prices			B		N
E	49	Outside-County – Pallet Prices			R		N
E	50	Outside-County – Pallet Prices			S		N
E	51	Outside-County – Pallet Prices			D		N
F	1	Ride-Along Price	FL				N
F	1	Ride-Along Price	IR				N
F	1	Ride-Along Price	LT				N
F	2	Repositionable Notes	FL				N
F	2	Repositionable Notes	LT				N

### Standard Mail (Release 33)

3. The following table is applicable to Release 33.0.

<b>Section</b>	<b>Line Number</b>	<b>Section Label</b>	<b>Block Label</b>	<b>Processing Category</b>	<b>Rate Category</b>	<b>Destination Entry</b>
A	1	Automation Letters	Letters 3.3 oz (0.2063 lbs) or less	LT	E	None
A	2	Automation Letters	Letters 3.3 oz (0.2063 lbs) or less	LT	H	None
A	3	Automation Letters	Letters 3.3 oz (0.2063 lbs) or less	LT	L1	None
A	4	Automation Letters	Letters 3.3 oz (0.2063 lbs) or less	LT	L2	None
A	5	Automation Letters	Letters 3.3 oz (0.2063 lbs) or less	LT	E	DNDC
A	6	Automation Letters	Letters 3.3 oz (0.2063 lbs) or less	LT	H	DNDC
A	7	Automation Letters	Letters 3.3 oz (0.2063 lbs) or less	LT	L1	DNDC
A	8	Automation Letters	Letters 3.3 oz (0.2063 lbs) or less	LT	L2	DNDC
A	9	Automation Letters	Letters 3.3 oz (0.2063 lbs) or less	LT	E	DSCF
A	10	Automation Letters	Letters 3.3 oz (0.2063 lbs) or less	LT	H	DSCF
A	11	Automation Letters	Letters 3.3 oz (0.2063 lbs) or less	LT	L1	DSCF
A	12	Automation Letters	Letters 3.3 oz up to 3.5 oz(1)	LT	E	None
A	13	Automation Letters	Letters 3.3 oz up to 3.5 oz(1)	LT	H	None
A	14	Automation Letters	Letters 3.3 oz up to 3.5 oz(1)	LT	L1	None
A	15	Automation Letters	Letters 3.3 oz up to 3.5 oz(1)	LT	L2	None
A	16	Automation Letters	Letters 3.3 oz up to 3.5 oz(1)	LT	E	DNDC
A	17	Automation Letters	Letters 3.3 oz up to 3.5 oz(1)	LT	H	DNDC
A	18	Automation Letters	Letters 3.3 oz up to 3.5 oz(1)	LT	L1	DNDC
A	19	Automation Letters	Letters 3.3 oz up to 3.5 oz(1)	LT	L2	DNDC
A	20	Automation Letters	Letters 3.3 oz up to 3.5 oz(1)	LT	E	DSCF



<b>Section</b>	<b>Line Number</b>	<b>Section Label</b>	<b>Block Label</b>	<b>Processing Category</b>	<b>Rate Category</b>	<b>Destination Entry</b>
A	21	Automation Letters	Letters 3.3 oz up to 3.5 oz(1)	LT	H	DSCF
A	22	Automation Letters	Letters 3.3 oz up to 3.5 oz(1)	LT	L1	DSCF
A	23	Automation Letters	Subtotal	LT		
A	24	Automation Letters	Full-service Intelligent Mail Option	LT		
B	1	Machinable Letters	Machinable Letters 3.3 oz or less	LT	L7	None
B	2	Machinable Letters	Machinable Letters 3.3 oz or less	LT	L8	None
B	3	Machinable Letters	Machinable Letters 3.3 oz or less	LT	L7	DNDC
B	4	Machinable Letters	Machinable Letters 3.3 oz or less	LT	L8	DNDC
B	5	Machinable Letters	Machinable Letters 3.3 oz or less	LT	L7	DSCF
B	6	Nonautomation Nonmachinable Letters	Nonmachinable Letters 3.3 oz or less	LT	G	None
B	7	Nonautomation Nonmachinable Letters	Nonmachinable Letters 3.3 oz or less	LT	K	None
B	8	Nonautomation Nonmachinable Letters	Nonmachinable Letters 3.3 oz or less	LT	L5	None
B	9	Nonautomation Nonmachinable Letters	Nonmachinable Letters 3.3 oz or less	LT	L6	None
B	10	Nonautomation Nonmachinable Letters	Nonmachinable Letters 3.3 oz or less	LT	G	DNDC
B	11	Nonautomation Nonmachinable Letters	Nonmachinable Letters 3.3 oz or less	LT	K	DNDC
B	12	Nonautomation Nonmachinable Letters	Nonmachinable Letters 3.3 oz or less	LT	L5	DNDC
B	13	Nonautomation Nonmachinable Letters	Nonmachinable Letters 3.3 oz or less	LT	L6	DNDC

<b>Section</b>	<b>Line Number</b>	<b>Section Label</b>	<b>Block Label</b>	<b>Processing Category</b>	<b>Rate Category</b>	<b>Destination Entry</b>
B	14	Nonautomation Nonmachinable Letters	Nonmachinable Letters 3.3 oz or less	LT	G	DSCF
B	15	Nonautomation Nonmachinable Letters	Nonmachinable Letters 3.3 oz or less	LT	K	DSCF
B	16	Nonautomation Nonmachinable Letters	Nonmachinable Letters 3.3 oz or less	LT	L5	DSCF
B	17	Nonautomation Nonmachinable Letters	Nonmachinable Letters Over 3.3 oz up to 15.9984 oz	LT	G	None
B	18	Nonautomation Nonmachinable Letters	Nonmachinable Letters Over 3.3 oz up to 15.9984 oz	LT	K	None
B	19	Nonautomation Nonmachinable Letters	Nonmachinable Letters Over 3.3 oz up to 15.9984 oz	LT	L5	None
B	20	Nonautomation Nonmachinable Letters	Nonmachinable Letters Over 3.3 oz up to 15.9984 oz	LT	L6	None
B	21	Nonautomation Nonmachinable Letters	Nonmachinable Letters Over 3.3 oz up to 15.9984 oz	LT	G	DNDC
B	22	Nonautomation Nonmachinable Letters	Nonmachinable Letters Over 3.3 oz up to 15.9984 oz	LT	K	DNDC
B	23	Nonautomation Nonmachinable Letters	Nonmachinable Letters Over 3.3 oz up to 15.9984 oz	LT	L5	DNDC
B	24	Nonautomation Nonmachinable Letters	Nonmachinable Letters Over 3.3 oz up to 15.9984 oz	LT	L6	DNDC
B	25	Nonautomation Nonmachinable Letters	Nonmachinable Letters Over 3.3 oz up to 15.9984 oz	LT	G	DSCF
B	26	Nonautomation Nonmachinable Letters	Nonmachinable Letters Over 3.3 oz up to 15.9984 oz	LT	K	DSCF
B	27	Nonautomation Nonmachinable	Nonmachinable Letters Over 3.3 oz up to 15.9984	LT	L5	DSCF

Section	Line Number	Section Label	Block Label	Processing Category	Rate Category	Destination Entry
		Letters	oz			
C	1	Carrier Route Letters	(Automation) Letters 3.3 oz (0.2063 lbs) or less	LT	A	None
C	2	Carrier Route Letters	(Automation) Letters 3.3 oz (0.2063 lbs) or less	LT	C	None
C	3	Carrier Route Letters	(Automation) Letters 3.3 oz (0.2063 lbs) or less	LT	B	None
C	4	Carrier Route Letters	(Automation) Letters 3.3 oz (0.2063 lbs) or less	LT	O	None
C	5	Carrier Route Letters	(Automation) Letters 3.3 oz (0.2063 lbs) or less	LT	A	DNDC
C	6	Carrier Route Letters	(Automation) Letters 3.3 oz (0.2063 lbs) or less	LT	C	DNDC
C	7	Carrier Route Letters	(Automation) Letters 3.3 oz (0.2063 lbs) or less	LT	B	DNDC
C	8	Carrier Route Letters	(Automation) Letters 3.3 oz (0.2063 lbs) or less	LT	O	DNDC
C	9	Carrier Route Letters	(Automation) Letters 3.3 oz (0.2063 lbs) or less	LT	A	DSCF
C	10	Carrier Route Letters	(Automation) Letters 3.3 oz (0.2063 lbs) or less	LT	C	DSCF
C	11	Carrier Route Letters	(Automation) Letters 3.3 oz (0.2063 lbs) or less	LT	B	DSCF
C	12	Carrier Route Letters	(Automation) Letters 3.3 oz (0.2063 lbs) or less	LT	O	DSCF
C	13	Carrier Route Letters Non Automation Letters	(Nonautomation) Letters 3.3 oz (0.2063 lbs) or less	LT	A1	None
C	14	Carrier Route Letters Non Automation Letters	(Nonautomation) Letters 3.3 oz (0.2063 lbs) or less	LT	C1	None
C	15	Carrier Route Letters Non Automation Letters	(Nonautomation) Letters 3.3 oz (0.2063 lbs) or less	LT	B1	None
C	16	Carrier Route Letters Non Automation Letters	(Nonautomation) Letters 3.3 oz (0.2063 lbs) or less	LT	D1	None
C	17	Carrier Route Letters Non Automation Letters	(Nonautomation) Letters 3.3 oz (0.2063 lbs) or less	LT	A1	DNDC

Section	Line Number	Section Label	Block Label	Processing Category	Rate Category	Destination Entry
C	18	Carrier Route Letters Non Automation Letters	(Nonautomation) Letters 3.3 oz (0.2063 lbs) or less	LT	C1	DNDC
C	19	Carrier Route Letters Non Automation Letters	(Nonautomation) Letters 3.3 oz (0.2063 lbs) or less	LT	B1	DNDC
C	20	Carrier Route Letters Non Automation Letters	(Nonautomation) Letters 3.3 oz (0.2063 lbs) or less	LT	D1	DNDC
C	21	Carrier Route Letters Non Automation Letters	(Nonautomation) Letters 3.3 oz (0.2063 lbs) or less	LT	A1	DSCF
C	22	Carrier Route Letters Non Automation Letters	(Nonautomation) Letters 3.3 oz (0.2063 lbs) or less	LT	C1	DSCF
C	23	Carrier Route Letters Non Automation Letters	(Nonautomation) Letters 3.3 oz (0.2063 lbs) or less	LT	B1	DSCF
C	24	Carrier Route Letters Non Automation Letters	(Nonautomation) Letters 3.3 oz (0.2063 lbs) or less	LT	D1	DSCF
C	25	Carrier Route Letters Non Automation Letters	(Nonautomation) Letters with Simplified Addressing 3.3 oz (0.2063 lbs) or less	LT	A1	None
C	26	Carrier Route Letters Non Automation Letters	(Nonautomation) Letters with Simplified Addressing 3.3 oz (0.2063 lbs) or less	LT	B1	DNDC
C	27	Carrier Route Letters Non Automation Letters	(Nonautomation) Letters with Simplified Addressing 3.3 oz (0.2063 lbs) or less	LT	D1	DSCF
C	28	Carrier Route Letters	(Automation) Letters Over 3.3 oz up to 3.5 oz(1)	LT	A	None
C	29	Carrier Route Letters	(Automation) Letters Over 3.3 oz up to 3.5 oz(1)	LT	C	None
C	30	Carrier Route Letters	(Automation) Letters Over 3.3 oz up to 3.5 oz(1)	LT	B	None
C	31	Carrier Route Letters	(Automation) Letters Over 3.3 oz up to 3.5 oz(1)	LT	D	None
C	32	Carrier Route Letters	(Automation) Letters Over 3.3 oz up to 3.5 oz(1)	LT	A	DNDC
C	33	Carrier Route	(Automation) Letters Over	LT	C	None

Section	Line Number	Section Label	Block Label	Processing Category	Rate Category	Destination Entry
		Letters	3.3 oz up to 3.5 oz(1)			
C	34	Carrier Route Letters	(Automation) Letters Over 3.3 oz up to 3.5 oz(1)	LT	B	DNDC
C	35	Carrier Route Letters	(Automation) Letters Over 3.3 oz up to 3.5 oz(1)	LT	D	DNDC
C	36	Carrier Route Letters	(Automation) Letters Over 3.3 oz up to 3.5 oz(1)	LT	A	DSCF
C	37	Carrier Route Letters	(Automation) Letters Over 3.3 oz up to 3.5 oz(1)	LT	C	None
C	38	Carrier Route Letters	(Automation) Letters Over 3.3 oz up to 3.5 oz(1)	LT	B	DSCF
C	39	Carrier Route Letters	(Automation) Letters Over 3.3 oz up to 3.5 oz(1)	LT	D	DSCF
C	40	Carrier Route Letters Nonautomation	(Nonautomation) Letters Over 3.3 oz up to 15.9984	LT	A1	None
C	41	Carrier Route Letters Nonautomation	(Nonautomation) Letters Over 3.3 oz up to 15.9984	LT	C1	None
C	42	Carrier Route Letters Nonautomation	(Nonautomation) Letters Over 3.3 oz up to 15.9984	LT	B1	None
C	43	Carrier Route Letters Nonautomation	(Nonautomation) Letters Over 3.3 oz up to 15.9984	LT	D1	None
C	44	Carrier Route Letters Nonautomation	(Nonautomation) Letters Over 3.3 oz up to 15.9984	LT	A1	DNDC
C	45	Carrier Route Letters Nonautomation	(Nonautomation) Letters Over 3.3 oz up to 15.9984	LT	C1	DNDC
C	46	Carrier Route Letters Nonautomation	(Nonautomation) Letters Over 3.3 oz up to 15.9984	LT	B1	DNDC
C	47	Carrier Route Letters Nonautomation	(Nonautomation) Letters Over 3.3 oz up to 15.9984	LT	D1	DNDC
C	48	Carrier Route Letters Nonautomation	(Nonautomation) Letters Over 3.3 oz up to 15.9984	LT	A1	DSCF
C	49	Carrier Route	(Nonautomation) Letters	LT	C1	DSCF

Section	Line Number	Section Label	Block Label	Processing Category	Rate Category	Destination Entry
		Letters Nonautomation	Over 3.3 oz up to 15.9984			
C	50	Carrier Route Letters Nonautomation	(Nonautomation) Letters Over 3.3 oz up to 15.9984	LT	B1	DSCF
C	51	Carrier Route Letters Nonautomation	(Nonautomation) Letters Over 3.3 oz up to 15.9984	LT	D1	DSCF
C	52	Carrier Route Letters Nonautomation	(Nonautomation) Letters Over 3.5 oz up to 15.9984	LT	A1	None
C	53	Carrier Route Letters Nonautomation	(Nonautomation) Letters Over 3.5 oz up to 15.9984	LT	A1	DNDC
C	54	Carrier Route Letters Nonautomation	(Nonautomation) Letters Over 3.5 oz up to 15.9984	LT	A1	DSCF
C	55	Carrier Route Letters Nonautomation	Subtotal	LT		None
C	56	Carrier Route Letters Nonautomation	Full-service Intelligent Mail Option	LT		None
D	1	Automation Flats	Flats 3.3 oz (0.2063 lbs) or less	FL	E	None
D	2	Automation Flats	Flats 3.3 oz (0.2063 lbs) or less	FL	H	None
D	3	Automation Flats	Flats 3.3 oz (0.2063 lbs) or less	FL	L3	None
D	4	Automation Flats	Flats 3.3 oz (0.2063 lbs) or less	FL	L4	None
D	5	Automation Flats	Flats 3.3 oz (0.2063 lbs) or less	FL	E	DNDC
D	6	Automation Flats	Flats 3.3 oz (0.2063 lbs) or less	FL	H	DNDC
D	7	Automation Flats	Flats 3.3 oz (0.2063 lbs) or less	FL	L3	DNDC
D	8	Automation Flats	Flats 3.3 oz (0.2063 lbs) or less	FL	L4	DNDC
D	9	Automation Flats	Flats 3.3 oz (0.2063 lbs) or less	FL	E	DSCF

<b>Section</b>	<b>Line Number</b>	<b>Section Label</b>	<b>Block Label</b>	<b>Processing Category</b>	<b>Rate Category</b>	<b>Destination Entry</b>
D	10	Automation Flats	Flats 3.3 oz (0.2063 lbs) or less	FL	H	DSCF
D	11	Automation Flats	Flats 3.3 oz (0.2063 lbs) or less	FL	L3	DSCF
D	12	Automation Flats	Flats Over 3.3 oz up to 15.9984 oz	FL	E	None
D	13	Automation Flats	Flats Over 3.3 oz up to 15.9984 oz	FL	H	None
D	14	Automation Flats	Flats Over 3.3 oz up to 15.9984 oz	FL	L3	None
D	15	Automation Flats	Flats Over 3.3 oz up to 15.9984 oz	FL	L4	None
D	16	Automation Flats	Flats Over 3.3 oz up to 15.9984 oz	FL	E	DNDC
D	17	Automation Flats	Flats Over 3.3 oz up to 15.9984 oz	FL	H	DNDC
D	18	Automation Flats	Flats Over 3.3 oz up to 15.9984 oz	FL	L3	DNDC
D	19	Automation Flats	Flats Over 3.3 oz up to 15.9984 oz	FL	L4	DNDC
D	20	Automation Flats	Flats Over 3.3 oz up to 15.9984 oz	FL	E	DSCF
D	21	Automation Flats	Flats Over 3.3 oz up to 15.9984 oz	FL	H	DSCF
D	23	Automation Flats	Subtotal	FL		
D	24	Automation Flats	Full-service Intelligent Mail Option	FL		
E	1	Nonautomation Flats	Flats 3.3 oz (0.2063 lbs) or less	FL	G	None
E	2	Nonautomation Flats	Flats 3.3 oz (0.2063 lbs) or less	FL	K	None
E	3	Nonautomation Flats	Flats 3.3 oz (0.2063 lbs) or less	FL	L5	None
E	4	Nonautomation Flats	Flats 3.3 oz (0.2063 lbs) or less	FL	L6	None
E	5	Nonautomation Flats	Flats 3.3 oz (0.2063 lbs) or less	FL	G	DNDC
E	6	Nonautomation Flats	Flats 3.3 oz (0.2063 lbs) or less	FL	K	DNDC
E	7	Nonautomation	Flats 3.3 oz (0.2063 lbs) or	FL	L5	DNDC

Section	Line Number	Section Label	Block Label	Processing Category	Rate Category	Destination Entry
		Flats	less			
E	8	Nonautomation Flats	Flats 3.3 oz (0.2063 lbs) or less	FL	L6	DNDC
E	9	Nonautomation Flats	Flats 3.3 oz (0.2063 lbs) or less	FL	G	DSCF
E	10	Nonautomation Flats	Flats 3.3 oz (0.2063 lbs) or less	FL	K	DSCF
E	11	Nonautomation Flats	Flats 3.3 oz (0.2063 lbs) or less	FL	L5	DSCF
E	12	Nonautomation Flats	Flats Over 3.3 oz up to 15.9984 oz	FL	G	None
E	13	Nonautomation Flats	Flats Over 3.3 oz up to 15.9984 oz	FL	K	None
E	14	Nonautomation Flats	Flats Over 3.3 oz up to 15.9984 oz	FL	L5	None
E	15	Nonautomation Flats	Flats Over 3.3 oz up to 15.9984 oz	FL	L6	None
E	16	Nonautomation Flats	Flats Over 3.3 oz up to 15.9984 oz	FL	G	DNDC
E	17	Nonautomation Flats	Flats Over 3.3 oz up to 15.9984 oz	FL	K	DNDC
E	18	Nonautomation Flats	Flats Over 3.3 oz up to 15.9984 oz	FL	L5	DNDC
E	19	Nonautomation Flats	Flats Over 3.3 oz up to 15.9984 oz	FL	L6	DNDC
E	20	Nonautomation Flats	Flats Over 3.3 oz up to 15.9984 oz	FL	G	DSCF
E	21	Nonautomation Flats	Flats Over 3.3 oz up to 15.9984 oz	FL	K	DSCF
E	22	Nonautomation Flats	Flats Over 3.3 oz up to 15.9984 oz	FL	L5	DSCF
F	1	Carrier Route Flats	Flats 3.3 oz (0.2063 lbs) or less	FL	A	None
F	2	Carrier Route Flats	Flats 3.3 oz (0.2063 lbs) or less	FL	C	None
F	3	Carrier Route Flats	Flats 3.3 oz (0.2063 lbs) or less	FL	B	None
F	4	Carrier Route Flats	Flats 3.3 oz (0.2063 lbs) or less	FL	D	None
F	5	Carrier Route Flats	Flats 3.3 oz (0.2063 lbs) or	FL	A	DNDC



<b>Section</b>	<b>Line Number</b>	<b>Section Label</b>	<b>Block Label</b>	<b>Processing Category</b>	<b>Rate Category</b>	<b>Destination Entry</b>
			less			
F	6	Carrier Route Flats	Flats 3.3 oz (0.2063 lbs) or less	FL	C	DNDC
F	7	Carrier Route Flats	Flats 3.3 oz (0.2063 lbs) or less	FL	B	DNDC
F	8	Carrier Route Flats	Flats 3.3 oz (0.2063 lbs) or less	FL	D	DNDC
F	9	Carrier Route Flats	Flats 3.3 oz (0.2063 lbs) or less	FL	A	DSCF
F	10	Carrier Route Flats	Flats 3.3 oz (0.2063 lbs) or less	FL	C	DSCF
F	11	Carrier Route Flats	Flats 3.3 oz (0.2063 lbs) or less	FL	B	DSCF
F	12	Carrier Route Flats	Flats 3.3 oz (0.2063 lbs) or less	FL	D	DSCF
F	13	Carrier Route Flats	Flats 3.3 oz (0.2063 lbs) or less	FL	A	DDU
F	14	Carrier Route Flats	Flats 3.3 oz (0.2063 lbs) or less	FL	C	DDU
F	15	Carrier Route Flats	Flats 3.3 oz (0.2063 lbs) or less	FL	B	DDU
F	16	Carrier Route Flats	Flats 3.3 oz (0.2063 lbs) or less	FL	D	DDU
F	17	Carrier Route Flats Detached Address Labels	Flats 3.3 oz (0.2063 lbs) or less	FL		None
F	18	Carrier Route Flats Detached Marketing Label	Flats 3.3 oz (0.2063 lbs) or less	FL		None
F	19	Carrier Route Flats	Flats with Simplified Addressing 3.3 oz (0.2063 lbs) or less	FL	A	None
F	20	Carrier Route Flats	Flats with Simplified Addressing 3.3 oz (0.2063 lbs) or less	FL	A	DNDC
F	21	Carrier Route Flats	Flats with Simplified Addressing 3.3 oz (0.2063 lbs) or less	FL	A	DSCF
F	22	Carrier Route Flats	Flats with Simplified Addressing 3.3 oz (0.2063 lbs) or less	FL	A	DDU

Section	Line Number	Section Label	Block Label	Processing Category	Rate Category	Destination Entry
			lbs) or less			
F	23	Carrier Route Flats Detached Address Labels	Flats with Simplified Addressing 3.3 oz (0.2063 lbs) or less	FL		None
F	24	Carrier Route Flats Detached Marketing Labels	Flats with Simplified Addressing 3.3 oz (0.2063 lbs) or less	FL		None
F	25	Carrier Route Flats	Flats Over 3.3 oz up to 15.9984 oz	FL	A	None
F	26	Carrier Route Flats	Flats Over 3.3 oz up to 15.9984 oz	FL	C	None
F	27	Carrier Route Flats	Flats Over 3.3 oz up to 15.9984 oz	FL	B	None
F	28	Carrier Route Flats	Flats Over 3.3 oz up to 15.9984 oz	FL	D	None
F	29	Carrier Route Flats	Flats Over 3.3 oz up to 15.9984 oz	FL	A	DNDC
F	30	Carrier Route Flats	Flats Over 3.3 oz up to 15.9984 oz	FL	C	DNDC
F	31	Carrier Route Flats	Flats Over 3.3 oz up to 15.9984 oz	FL	B	DNDC
F	32	Carrier Route Flats	Flats Over 3.3 oz up to 15.9984 oz	FL	D	DNDC
F	33	Carrier Route Flats	Flats Over 3.3 oz up to 15.9984 oz	FL	A	DSCF
F	34	Carrier Route Flats	Flats Over 3.3 oz up to 15.9984 oz	FL	C	DSCF
F	35	Carrier Route Flats	Flats Over 3.3 oz up to 15.9984 oz	FL	B	DSCF
F	36	Carrier Route Flats	Flats Over 3.3 oz up to 15.9984 oz	FL	D	DSCF
F	37	Carrier Route Flats	Flats Over 3.3 oz up to 15.9984 oz	FL	A	DDU
F	38	Carrier Route Flats	Flats Over 3.3 oz up to 15.9984 oz	FL	C	DDU
F	39	Carrier Route Flats	Flats Over 3.3 oz up to 15.9984 oz	FL	B	DDU
F	40	Carrier Route Flats	Flats Over 3.3 oz up to 15.9984 oz	FL	D	DDU

Section	Line Number	Section Label	Block Label	Processing Category	Rate Category	Destination Entry
F	41	Carrier Route Flats Detached Address Labels	Flats Over 3.3 oz up to 15.9984 oz	FL		None
F	42	Carrier Route Flats Detached Mailing Labels	Flats Over 3.3 oz up to 15.9984 oz	FL		None
F	43	Carrier Route Flats	Flats with Simplified Addressing Over 3.3 oz up to 15.9984 oz	FL	A	None
F	44	Carrier Route Flats	Flats with Simplified Addressing Over 3.3 oz up to 15.9984 oz	FL	A	DNDC
F	45	Carrier Route Flats	Flats with Simplified Addressing Over 3.3 oz up to 15.9984 oz	FL	A	DSCF
F	46	Carrier Route Flats	Flats with Simplified Addressing Over 3.3 oz up to 15.9984 oz	FL	A	DDU
F	47	Carrier Route Flats Detached Address Labels	Flats with Simplified Addressing Over 3.3 oz up to 15.9984 oz	FL		None
F	48	Carrier Route Flats Detached Marketing Label	Flats with Simplified Addressing Over 3.3 oz up to 15.9984 oz	FL		None
F	49	Carrier Route Flats	Subtotal	FL	E	None
F	50	Carrier Route Flats	Full-service Intelligent Mail Option	FL	E	None
G	1	Marketing Parcels	Presorted 3.3 oz or less	IR	P7	None
G	1	Marketing Parcels	Presorted 3.3 oz or less	MP	P7	None
G	2	Marketing Parcels	Presorted 3.3 oz or less	IR	P8	None
G	2	Marketing Parcels	Presorted 3.3 oz or less	MP	P8	None
G	3	Marketing Parcels	Presorted 3.3 oz or less	IR	PI	DNDC
G	3	Marketing Parcels	Presorted 3.3 oz or less	MP	PI	DNDC
G	4	Marketing Parcels	Presorted 3.3 oz or less	IR	PM	DNDC
G	4	Marketing Parcels	Presorted 3.3 oz or less	MP	PM	DNDC
G	5	Marketing Parcels	Presorted 3.3 oz or less	IR	P7	DNDC
G	5	Marketing Parcels	Presorted 3.3 oz or less	MP	P7	DNDC
G	6	Marketing Parcels	Presorted 3.3 oz or less	IR	PI	DSCF
G	6	Marketing Parcels	Presorted 3.3 oz or less	MP	PI	DSCF

<b>Section</b>	<b>Line Number</b>	<b>Section Label</b>	<b>Block Label</b>	<b>Processing Category</b>	<b>Rate Category</b>	<b>Destination Entry</b>
G	7	Marketing Parcels	Presorted 3.3 oz or less	IR	PM	DSCF
G	7	Marketing Parcels	Presorted 3.3 oz or less	MP	PM	DSCF
G	8	Marketing Parcels	Presorted 3.3 oz or less	IR	PI	DDU
G	8	Marketing Parcels	Presorted 3.3 oz or less	MP	PI	DDU
G	9	Marketing Parcels	Presorted 3.3 oz or less	IR		None
G	9	Marketing Parcels	Presorted 3.3 oz or less	MP		None
G	10	Marketing Parcels	Presorted Over 3.3 oz up to 15.9984 oz	IR	P7	None
G	10	Marketing Parcels	Presorted Over 3.3 oz up to 15.9984 oz	MP	P7	None
G	11	Marketing Parcels	Presorted Over 3.3 oz up to 15.9984 oz	IR	P8	None
G	11	Marketing Parcels	Presorted Over 3.3 oz up to 15.9984 oz	MP	P8	None
G	12	Marketing Parcels	Presorted Over 3.3 oz up to 15.9984 oz	IR	PI	DNDC
G	12	Marketing Parcels	Presorted Over 3.3 oz up to 15.9984 oz	MP	PI	DNDC
G	13	Marketing Parcels	Presorted Over 3.3 oz up to 15.9984 oz	IR	PM	DNDC
G	13	Marketing Parcels	Presorted Over 3.3 oz up to 15.9984 oz	MP	PM	DNDC
G	14	Marketing Parcels	Presorted Over 3.3 oz up to 15.9984 oz	IR	P7	DNDC
G	14	Marketing Parcels	Presorted Over 3.3 oz up to 15.9984 oz	MP	P7	DNDC
G	15	Marketing Parcels	Presorted Over 3.3 oz up to 15.9984 oz	IR	PI	DSCF
G	15	Marketing Parcels	Presorted Over 3.3 oz up to 15.9984 oz	MP	PI	DSCF
G	16	Marketing Parcels	Presorted Over 3.3 oz up to 15.9984 oz	IR	PM	DSCF
G	16	Marketing Parcels	Presorted Over 3.3 oz up to 15.9984 oz	MP	PM	DSCF
G	17	Marketing Parcels	Presorted Over 3.3 oz up to 15.9984 oz	IR	PI	DDU
G	17	Marketing Parcels	Presorted Over 3.3 oz up to 15.9984 oz	MP	PI	DDU
G	18	Marketing Parcels	Presorted Over 3.3 oz up to	IR		None

Section	Line Number	Section Label	Block Label	Processing Category	Rate Category	Destination Entry
			15.9984 oz			
G	18	Marketing Parcels	Presorted Over 3.3 oz up to 15.9984 oz	MP		None
H	1	Marketing Parcels	Parcels – Samples	IR	D	None
H	1	Marketing Parcels	Parcels – Samples	MP	D	None
H	2	Marketing Parcels	Parcels – Samples	IR	D	None
H	2	Marketing Parcels	Parcels – Samples	MP	D	None
H	3	Marketing Parcels	Parcels – Samples	IR	A	None
H	3	Marketing Parcels	Parcels – Samples	MP	A	None
H	4	Marketing Parcels	Parcels – Samples	IR	A	None
H	4	Marketing Parcels	Parcels – Samples	MP	A	None
H	5	Marketing Parcels	Parcels – Samples	IR		None
H	6	Marketing Parcels	Parcels – Samples	MP		None
H	7	Marketing Parcels	Pallet Fee	IR		None
H	7	Marketing Parcels	Pallet Fee	MP		None
H	8	Marketing Parcels	Pallet Fee	IR		None
H	8	Marketing Parcels	Pallet Fee	MP		None
H	9	Marketing Parcels	Pallet Fee	IR		None
H	9	Marketing Parcels	Pallet Fee	MP		None
H	10	Marketing Parcels	Carton/Sack Fee	IR		None
H	10	Marketing Parcels	Carton/Sack Fee	MP		None
L	1	Customized Market Mail	3.3 oz (0.2063 lbs) or less	CM	N	
M	1	Repositionable Notes	Rate Includes only charge for RPN(2)	FL		
M	1	Repositionable Notes	Rate Includes only charge for RPN(2)	LT		

## Package Service (Release 33)

4. The following table is applicable to Release 33.0.

SECTION	LINE_NUMBER	SECTION_LABEL	BLOCK_LABEL	PROCESS_CATEGORY	RATE_CATEGORY	RATE_TYPE	DESTINATION_ENTRY	ZONE	SIMPLIFIED ADDRESS	MPU_SURCHARGE	BARCODE_DISCOUNT_SURCHARGE INDICATOR
A	1	Bound Printed Matter	Nonpresorted – Flats	FL	S	B	N	1	N	N	
A	2	Bound Printed Matter	Nonpresorted – Flats	FL	S	B	N	3	N	N	
A	3	Bound Printed Matter	Nonpresorted – Flats	FL	S	B	N	4	N	N	
A	4	Bound Printed Matter	Nonpresorted – Flats	FL	S	B	N	5	N	N	
A	5	Bound Printed Matter	Nonpresorted – Flats	FL	S	B	N	6	N	N	
A	6	Bound Printed Matter	Nonpresorted – Flats	FL	S	B	N	7	N	N	
A	7	Bound Printed Matter	Nonpresorted – Flats	FL	S	B	N	8	N	N	
A	8	Bound Printed Matter	Nonpresorted – Flats	FL	S	B	N	1	N	N	
A	9	Bound Printed Matter	Nonpresorted – Flats	FL	S	B	N	3	N	N	
A	10	Bound Printed Matter	Nonpresorted – Flats	FL	S	B	N	4	N	N	
A	11	Bound Printed Matter	Nonpresorted – Flats	FL	S	B	N	5	N	N	
A	12	Bound Printed Matter	Nonpresorted – Flats	FL	S	B	N	6	N	N	
A	13	Bound Printed Matter	Nonpresorted – Flats	FL	S	B	N	7	N	N	
A	14	Bound Printed Matter	Nonpresorted – Flats	FL	S	B	N	8	N	N	
A	15	Bound Printed Matter	Carrier Route – Flats	FL	D	B	N	1	N	N	
A	16	Bound Printed Matter	Carrier Route – Flats	FL	D	B	N	3	N	N	
A	17	Bound Printed Matter	Carrier Route – Flats	FL	D	B	N	4	N	N	
A	18	Bound Printed Matter	Carrier Route – Flats	FL	D	B	N	5	N	N	
A	19	Bound Printed Matter	Carrier Route – Flats	FL	D	B	N	6	N	N	
A	20	Bound Printed Matter	Carrier Route – Flats	FL	D	B	N	7	N	N	
A	21	Bound Printed Matter	Carrier Route – Flats	FL	D	B	N	8	N	N	
A	22	Bound Printed Matter	Carrier Route – Flats	FL	D	B	B	1	N	N	
A	23	Bound Printed Matter	Carrier Route – Flats	FL	D	B	B	3	N	N	
A	24	Bound Printed Matter	Carrier Route – Flats	FL	D	B	B	4	N	N	
A	25	Bound Printed Matter	Carrier Route – Flats	FL	D	B	B	5	N	N	
A	26	Bound Printed Matter	Carrier Route – Flats	FL	D	B	S		N	N	
A	27	Bound Printed Matter	Carrier Route – Flats	FL	D	B	D		N	N	
A	28	Bound Printed Matter	Carrier Route – Flats with Simplified Addressing	FL	D	B	N	1	Y	N	
A	29	Bound Printed Matter	Carrier Route – Flats with Simplified Addressing	FL	D	B	N	3	Y	N	
A	30	Bound Printed Matter	Carrier Route – Flats with Simplified Addressing	FL	D	B	N	4	Y	N	
A	31	Bound Printed Matter	Carrier Route – Flats	FL	D	B	N	5	Y	N	

SECTION	LINE_NUMBER	SECTION_LABEL	BLOCK_LABEL	PROCESS_CATEGORY	RATE_CATEGORY	RATE_TYPE	DESTINATION_ENTRY	ZONE	SIMPLIFIED_ADDRESS	MPU_SURCHARGE	BARCODE_DISCOUNT_SURCHARGE_INDICATOR
			with Simplified Addressing								
A	32	Bound Printed Matter	Carrier Route – Flats with Simplified Addressing	FL	D	B	N	6	Y	N	
A	33	Bound Printed Matter	Carrier Route – Flats with Simplified Addressing	FL	D	B	N	7	Y	N	
A	34	Bound Printed Matter	Carrier Route – Flats with Simplified Addressing	FL	D	B	N	8	Y	N	
A	35	Bound Printed Matter	Carrier Route – Flats with Simplified Addressing	FL	D	B	B	1	Y	N	
A	36	Bound Printed Matter	Carrier Route – Flats with Simplified Addressing	FL	D	B	B	3	Y	N	
A	37	Bound Printed Matter	Carrier Route – Flats with Simplified Addressing	FL	D	B	B	4	Y	N	
A	38	Bound Printed Matter	Carrier Route – Flats with Simplified Addressing	FL	D	B	B	5	Y	N	
A	39	Bound Printed Matter	Carrier Route – Flats with Simplified Addressing	FL	D	B	S		Y	N	
A	40	Bound Printed Matter	Carrier Route – Flats with Simplified Addressing	FL	D	B	D		Y	N	
A	41	Bound Printed Matter	Presorted – Flats	FL	N	B	N	1		N	
A	42	Bound Printed Matter	Presorted – Flats	FL	N	B	N	3		N	
A	43	Bound Printed Matter	Presorted – Flats	FL	N	B	N	4		N	

SECTION	LINE_NUMBER	SECTION_LABEL	BLOCK_LABEL	PROCESS_CATEGORY	RATE_CATEGORY	RATE_TYPE	DESTINATION_ENTRY	ZONE	SIMPLIFIED ADDRESS	MPU_SURCHARGE	BARCODE_DISCOUNT_SURCHARGE INDICATOR
A	44	Bound Printed Matter	Presorted – Flats	FL	N	B	N	5		N	
A	45	Bound Printed Matter	Presorted – Flats	FL	N	B	N	6		N	
A	46	Bound Printed Matter	Presorted – Flats	FL	N	B	N	7		N	
A	47	Bound Printed Matter	Presorted – Flats	FL	N	B	N	8		N	
A	48	Bound Printed Matter	Presorted – Flats	FL	N	B	N	1		N	
A	49	Bound Printed Matter	Presorted – Flats	FL	N	B	N	3		N	
A	50	Bound Printed Matter	Presorted – Flats	FL	N	B	N	4		N	
A	51	Bound Printed Matter	Presorted – Flats	FL	N	B	N	5		N	
A	52	Bound Printed Matter	Presorted – Flats	FL	N	B	N	6		N	
A	53	Bound Printed Matter	Presorted – Flats	FL	N	B	N	7		N	
A	54	Bound Printed Matter	Presorted – Flats	FL	N	B	N	8		N	
A	55	Bound Printed Matter	Presorted – Flats	FL	N	B	B	1		N	
A	56	Bound Printed Matter	Presorted – Flats	FL	N	B	B	3		N	
A	57	Bound Printed Matter	Presorted – Flats	FL	N	B	B	4		N	
A	58	Bound Printed Matter	Presorted – Flats	FL	N	B	B	5		N	
A	59	Bound Printed Matter	Presorted – Flats	FL	N	B	B	1		N	
A	60	Bound Printed Matter	Presorted – Flats	FL	N	B	B	3		N	
A	61	Bound Printed Matter	Presorted – Flats	FL	N	B	B	4		N	
A	62	Bound Printed Matter	Presorted – Flats	FL	N	B	B	5		N	
A	63	Bound Printed Matter	Presorted – Flats	FL	N	B	S			N	
A	64	Bound Printed Matter	Presorted – Flats	FL	N	B	S			N	D
A	65	Bound Printed Matter	Presorted – Flats	FL	N	B	D			N	D
A	66	Bound Printed Matter	Presorted – Flats	FL	S	B	N			L	
A	67	Bound Printed Matter	Presorted – Flats	FL	S	B	N			L	
A	68	Bound Printed Matter	BPM Flats Subtotal								
A	69	Bound Printed Matter	Full-service Intelligent Mail Option	FL	D	B	N			N	
A	70	Bound Printed Matter	BMP Flats Total								
A	71	Bound Printed Matter	Nonpresorted – Parcels	IR	S	B	N	1		N	
A	71	Bound Printed Matter	Nonpresorted – Parcels	MP	S	B	N	1		N	
A	72	Bound Printed Matter	Nonpresorted – Parcels	IR	S	B	N	3		N	
A	72	Bound Printed Matter	Nonpresorted – Parcels	MP	S	B	N	3		N	
A	73	Bound Printed Matter	Nonpresorted – Parcels	IR	S	B	N	4		N	
A	73	Bound Printed Matter	Nonpresorted – Parcels	MP	S	B	N	4		N	
A	74	Bound Printed Matter	Nonpresorted – Parcels	IR	S	B	N	5		N	
A	74	Bound Printed Matter	Nonpresorted – Parcels	MP	S	B	N	5		N	



SECTION	LINE_NUMBER	SECTION_LABEL	BLOCK_LABEL	PROCESS_CATEGORY	RATE_CATEGORY	RATE_TYPE	DESTINATION_ENTRY	ZONE	SIMPLIFIED ADDRESS	MPU_SURCHARGE	BARCODE_DISCOUNT_SURCHARGE INDICATOR
A	75	Bound Printed Matter	Nonpresorted – Parcels	IR	S	B	N	6		N	
A	75	Bound Printed Matter	Nonpresorted – Parcels	MP	S	B	N	6		N	
A	76	Bound Printed Matter	Nonpresorted – Parcels	IR	S	B	N	7		N	
A	76	Bound Printed Matter	Nonpresorted – Parcels	MP	S	B	N	7		N	
A	77	Bound Printed Matter	Nonpresorted – Parcels	IR	S	B	N	8		N	
A	77	Bound Printed Matter	Nonpresorted – Parcels	MP	S	B	N	8		N	
A	78	Bound Printed Matter	Carrier Route – Parcels	IR	D	B	N	1		N	
A	78	Bound Printed Matter	Carrier Route – Parcels	MP	D	B	N	1		N	
A	79	Bound Printed Matter	Carrier Route – Parcels	IR	D	B	N	3		N	
A	79	Bound Printed Matter	Carrier Route – Parcels	MP	D	B	N	3		N	
A	80	Bound Printed Matter	Carrier Route – Parcels	IR	D	B	N	4		N	
A	80	Bound Printed Matter	Carrier Route – Parcels	MP	D	B	N	4		N	
A	81	Bound Printed Matter	Carrier Route – Parcels	IR	D	B	N	5		N	
A	81	Bound Printed Matter	Carrier Route – Parcels	MP	D	B	N	5		N	
A	82	Bound Printed Matter	Carrier Route – Parcels	IR	D	B	N	6		N	
A	82	Bound Printed Matter	Carrier Route – Parcels	MP	D	B	N	6		N	
A	83	Bound Printed Matter	Carrier Route – Parcels	IR	D	B	N	7		N	
A	83	Bound Printed Matter	Carrier Route – Parcels	MP	D	B	N	7		N	
A	84	Bound Printed Matter	Carrier Route – Parcels	IR	D	B	N	8		N	
A	84	Bound Printed Matter	Carrier Route – Parcels	MP	D	B	N	8		N	
A	85	Bound Printed Matter	Carrier Route – Parcels	IR	D	B	B	1		N	
A	85	Bound Printed Matter	Carrier Route – Parcels	MP	D	B	B	1		N	
A	86	Bound Printed Matter	Carrier Route – Parcels	IR	D	B	B	3		N	
A	86	Bound Printed Matter	Carrier Route – Parcels	MP	D	B	B	3		N	
A	87	Bound Printed Matter	Carrier Route – Parcels	IR	D	B	B	4		N	
A	87	Bound Printed Matter	Carrier Route – Parcels	MP	D	B	B	4		N	
A	88	Bound Printed Matter	Carrier Route – Parcels	IR	D	B	D	5		N	
A	88	Bound Printed Matter	Carrier Route – Parcels	MP	D	B	D	5		N	
A	89	Bound Printed Matter	Carrier Route – Parcels	IR	D	B	S			N	
A	89	Bound Printed Matter	Carrier Route – Parcels	MP	D	B	S			N	
A	90	Bound Printed Matter	Carrier Route – Parcels	IR	D	B	D			N	
A	90	Bound Printed Matter	Carrier Route – Parcels	MP	D	B	D			N	
A	91	Bound Printed Matter	Presorted - Parcels	IR	N	B	N	1		N	
A	91	Bound Printed Matter	Presorted - Parcels	MP	N	B	N	1		N	
A	92	Bound Printed Matter	Presorted - Parcels	IR	N	B	N	3		N	
A	92	Bound Printed Matter	Presorted - Parcels	MP	N	B	N	3		N	

SECTION	LINE_NUMBER	SECTION_LABEL	BLOCK_LABEL	PROCESS_CATEGORY	RATE_CATEGORY	RATE_TYPE	DESTINATION_ENTRY	ZONE	SIMPLIFIED_ADDRESS	MPU_SURCHARGE	BARCODE_DISCOUNT_SURCHARGE_INDICATOR
A	93	Bound Printed Matter	Presorted - Parcels	IR	N	B	N	4		N	
A	93	Bound Printed Matter	Presorted - Parcels	MP	N	B	N	4		N	
A	94	Bound Printed Matter	Presorted - Parcels	IR	N	B	N	5		N	
A	94	Bound Printed Matter	Presorted - Parcels	MP	N	B	N	5		N	
A	95	Bound Printed Matter	Presorted - Parcels	IR	N	B	N	6		N	
A	95	Bound Printed Matter	Presorted - Parcels	MP	N	B	N	6		N	
A	96	Bound Printed Matter	Presorted - Parcels	IR	N	B	N	7		N	
A	96	Bound Printed Matter	Presorted - Parcels	MP	N	B	N	7		N	
A	97	Bound Printed Matter	Presorted - Parcels	IR	N	B	N	8		N	
A	97	Bound Printed Matter	Presorted - Parcels	MP	N	B	N	8		N	
A	98	Bound Printed Matter	Presorted - Parcels	IR	N	B	B	1		N	
A	98	Bound Printed Matter	Presorted - Parcels	MP	N	B	B	1		N	
A	99	Bound Printed Matter	Presorted - Parcels	IR	N	B	B	3		N	
A	99	Bound Printed Matter	Presorted - Parcels	MP	N	B	B	3		N	
A	100	Bound Printed Matter	Presorted - Parcels	IR	N	B	B	4		N	
A	100	Bound Printed Matter	Presorted - Parcels	MP	N	B	B	4		N	
A	101	Bound Printed Matter	Presorted - Parcels	IR	N	B	B	5		N	
A	101	Bound Printed Matter	Presorted - Parcels	MP	N	B	B	5		N	
A	102	Bound Printed Matter	Presorted - Parcels	IR	N	B	S			N	
A	102	Bound Printed Matter	Presorted - Parcels	MP	N	B	S			N	
A	103	Bound Printed Matter	Presorted - Parcels	IR	N	B	D			N	
A	103	Bound Printed Matter	Presorted - Parcels	MP	N	B	D			N	
A	104	Bound Printed Matter	BMP Parcels Total								
B	1	Library Mail and Media Mail	Library Mail	MP	N	L	N			N	
B	2	Library Mail and Media Mail	Library Mail	MP	S	L	N			N	
B	3	Library Mail and Media Mail	Library Mail	FL	G	L	N			N	
B	3	Library Mail and Media Mail	Library Mail	IR	G	L	N			N	
B	3	Library Mail and Media Mail	Library Mail	MP	G	L	N			N	
B	4	Library Mail and Media Mail	Media Mail	FL	N	F	N			N	
B	4	Library Mail and Media Mail	Media Mail	IR	N	F	N			N	

SECTION	LINE_NUMBER	SECTION_LABEL	BLOCK_LABEL	PROCESS_CATEGORY	RATE_CATEGORY	RATE_TYPE	DESTINATION_ENTRY	ZONE	SIMPLIFIED ADDRESS	MPU_SURCHARGE	BARCODE_DISCOUNT_SURCHARGE INDICATOR
B	4	Library Mail and Media Mail	Media Mail	MP	N	F	N			N	
B	5	Library Mail and Media Mail	Media Mail	FL	S	F	N			N	
B	5	Library Mail and Media Mail	Media Mail	IR	S	F	N			N	
B	5	Library Mail and Media Mail	Media Mail	MP	S	F	N			N	
B	6	Library Mail and Media Mail	Media Mail	FL	G	F	N			N	
B	6	Library Mail and Media Mail	Media Mail	IR	G	F	N			N	
B	6	Library Mail and Media Mail	Media Mail	MP	G	F	N			N	

### First-Class Mail (Release 31)

The following table is applicable to Release 31.0.

Section	Line Number	Section Label	Block Label	Processing Category	Rate Category	Rate Type	MPU Surcharge	Barcode Discount or Surcharge Indicator
A	1	Automation Prices	Postcards	CD	E	R	N	
A	2	Automation Prices	Postcards	CD	H	R	N	
A	3	Automation Prices	Postcards	CD	L1	R	N	
A	4	Automation Prices	Postcards	CD	L2	R	N	
A	5	Automation Prices	Letters	LT	E	R	N	
A	6	Automation Prices	Letters	LT	H	R	N	
A	7	Automation Prices	Letters	LT	L1	R	N	
A	8	Automation Prices	Letters	LT	L2	R	N	

Section	Line Number	Section Label	Block Label	Processing Category	Rate Category	Rate Type	MPU Surcharge	Barcode Discount or Surcharge Indicator
A	9	Automation Prices	Flats	FL	E	R	N	
A	10	Automation Prices	Flats	FL	H	R	N	
A	11	Automation Prices	Flats	FL	L3	R	N	
A	12	Automation Prices	Flats	FL	L4	R	N	
A	13	Automation Prices	Subtotal					
A	14	Automation Prices	Full-service Intelligent Mail Option	CD	N	R	N	
A	15	Automation Prices	Full-service Intelligent Mail Option	LT	N	R	N	
A	16	Automation Prices	Full-service Intelligent Mail Option	FL	N	R	N	
B	1	Nonautomation Prices	Postcards	CD	N	R	N	
B	2	Nonautomation Prices	Postcards	CD	S	R	N	
B	3	Nonautomation Prices	Letters	LT	N	R	N	
B	4	Nonautomation Prices	Letters	LT	S	R	N	
B	5	Nonautomation Prices	Letters	LT	S	R	N	
B	6	Nonautomation Prices	Nonmachinable Letters	LT	N	R	R	
B	7	Nonautomation Prices	Nonmachinable Letters	LT	S	R	R	
B	8	Nonautomation Prices	Nonmachinable Letters – Standard Mail	LT	S	R	R	
B	9	Nonautomation Prices	Nonmachinable Letters	LT	N	R	R	
B	10	Nonautomation Prices	Nonmachinable Letters	LT	S	R	R	
B	11	Nonautomation Prices	Flats	FL	N	R	N	
B	12	Nonautomation Prices	Flats	FL	S	R	N	
B	13	Nonautomation Prices	Flats – Standard Mail	FL	S	R	N	
B	14	Commercial Plus – Parcels	Parcels	PF	S	R	N	

Section	Line Number	Section Label	Block Label	Processing Category	Rate Category	Rate Type	MPU Surcharge	Parcels Discount or Surcharge Indicator
B	15	Nonautomation Prices	Permit Reply Mail	LT	PR	Q	E	
B	16	Nonautomation Prices	Permit Reply Mail	LT	PR	Q	E	
B	17	Nonautomation Prices	Permit Reply Mail	FL	PR	Q	E	
B	18	Nonautomation Prices	Permit Reply Mail	FL	PR	Q	E	
C	1	Nonautomation Prices	Presorted Parcels – Commercial Base	PF	G	R	N	
C	2	Nonautomation Prices	Presorted Parcels – Commercial Base	PF	K	R	N	
C	3	Nonautomation Prices	Presorted Parcels – Commercial Base	PF	L5	R	N	
C	4	Nonautomation Prices	Presorted Parcels – Commercial Base	PF	L6	R	N	
C	4	Nonautomation Prices	Presorted Parcels – Commercial Base	PF	S	R	N	
C	5	Nonautomation Prices	Presorted Parcels – Commercial Base	PF	S	R	N	
C	6	Nonautomation Prices	Presorted Parcels – Commercial Base	PF	L6	R	A	
C	6	Nonautomation Prices	Presorted Parcels – Commercial Base	PF	S	R	A	
C	7	Commercial Plus - Parcels	Parcels (>=3.5 oz but less than 16 oz)	PF	G	R	N	
C	8	Commercial Plus - Parcels	Parcels (>=3.5 oz but less than 16 oz)	PF	K	R	N	
C	9	Commercial Plus - Parcels	Parcels (>=3.5 oz but less than 16 oz)	PF	L5	R	N	
C	10	Commercial Plus - Parcels	Parcels (>=3.5 oz but less than 16 oz)	PF	L6	R	N	
C	10	Commercial Plus - Parcels	Parcels (>=3.5 oz but less than 16 oz)	PF	S	R	N	
C	11	Commercial Plus - Parcels	Parcels (>=3.5 oz but less than 16 oz)	PF	G	R	A	
C	11	Commercial Plus - Parcels	Parcels (>=3.5 oz but less than 16 oz)	PF	K	R	A	
C	11	Commercial Plus - Parcels	Parcels (>=3.5 oz but less than 16 oz)	PF	L5	R	A	

Section	Line Number	Section Label	Block Label	Processing Category	Rate Category	Rate Type	MPU Surcharge	Parcels Discount or Surcharge Indicator
C	11	Commercial Plus - Parcels	Parcels (>=3.5 oz but less than 16 oz)	PF	L6	R	A	
C	11	Commercial Plus - Parcels	Parcels (>=3.5 oz but less than 16 oz)	PF	S	R	A	
D	1	Round Trip mailings that contain a DVD, CD, or other Disc	Automation Letters	LT	E	R	N	
D	2	Round Trip mailings that contain a DVD, CD, or other Disc	Automation Letters	LT	H	R	N	
D	3	Round Trip mailings that contain a DVD, CD, or other Disc	Automation Letters	LT	L1	R	N	
D	4	Round Trip mailings that contain a DVD, CD, or other Disc	Automation Letters	LT	L2	R	N	
D	5	Round Trip mailings that contain a DVD, CD, or other Disc	Presorted Letters	LT	S	R	N	
D	6	Round Trip mailings that contain a DVD, CD, or other Disc	Presorted Letters – Standard Mail	LT	S	R	N	
D	7	Round Trip mailings that contain a DVD, CD, or other Disc	Automation Flats	FL	E	R	N	
D	8	Round Trip mailings that contain a DVD, CD, or other Disc	Automation Flats	FL	H	R	N	
D	9	Round Trip mailings that contain a DVD, CD, or other Disc	Automation Flats	FL	L3	R	N	
D	10	Round Trip mailings that contain a DVD, CD, or other Disc	Automation Flats	FL	L4	R	N	
D	11	Round Trip mailings that contain a DVD, CD, or other Disc	Presorted Flats	FL	N	R	N	
D	12	Round Trip mailings that contain a DVD, CD, or other Disc	Presorted Flats	FL	S	R	N	
D	13	Round Trip mailings	Permit Reply Mail	LT	PR	Q	E	

Section	Line Number	Section Label	Block Label	Processing Category	Rate Category	Rate Type	MPU Surcharge	Barcode Discount or Surcharge Indicator
		that contain a DVD, CD, or other Disc						
D	14	Round Trip mailings that contain a DVD, CD, or other Disc	Automation Flats	FL	PR	Q	E	
D	16	Round Trip mailings that contain a DVD, CD, or other Disc	Full-service Intelligent Mail Option	FL	N	R	R	
D	17	Round Trip mailings that contain a DVD, CD, or other Disc	Full-service Intelligent Mail Option	FL	N	R	R	
E	1	Automation Prices	Postcards and Letters (not over 3oz.)	CD	E	V	N	
E	2	Automation Prices	Postcards and Letters (not over 3oz.)	LT	E	V	N	
E	4	Automation Prices	Full-service Intelligent Mail Option	CD	N	V	N	
E	5	Automation Prices	Full-service Intelligent Mail Option	LT	N	V	N	
F	1	Repositionable Notes		CD	S	M	N	

## Periodicals (Release 31)

The following table is applicable to Release 31.0.

Section	Line Number	Block Label	Processing Category	Rate Category	Entry Zone	Machinable	In County / Out County
A	1	Pound Price	FL		D		I
A	1	Pound Price	IR		D		I
A	1	Pound Price	LT		D		I

Section	Line Number	Block Label	Processing Category	Rate Category	Entry Zone	Machinable	In County / Out County
A	2	Pound Price	FL		N		I
A	2	Pound Price	IR		N		I
A	2	Pound Price	LT		N		I
A	3	Pound Price	FL	N			I
A	3	Pound Price	IR	N			I
A	3	Pound Price	LT	N			I
A	4	Piece Price (Presort)	FL	N			I
A	4	Piece Price (Presort)	IR	N			I
A	4	Piece Price (Presort)	LT	N			I
A	5	Piece Price (Presort)	LT	L			I
A	6	Piece Price (Presort)	FL	L			I
A	7	Piece Price (Presort)	FL	K			I
A	7	Piece Price (Presort)	IR	K			I
A	7	Piece Price (Presort)	LT	K			I
A	8	Piece Price (Presort)	LT	H			I
A	9	Piece Price (Presort)	FL	H			I
A	10	Piece Price (Presort)	FL	G			I
A	10	Piece Price (Presort)	IR	G			I
A	10	Piece Price (Presort)	LT	G			I
A	11	Piece Price (Presort)	LT	E			I
A	12	Piece Price (Presort)	FL	E			I
A	13	Piece Price (Presort)	FL	D			I
A	13	Piece Price (Presort)	IR	D			I
A	13	Piece Price (Presort)	LT	D			I
A	14	Piece Price (Presort)	FL	B			I
A	14	Piece Price (Presort)	IR	B			I
A	14	Piece Price (Presort)	LT	B			I
A	15	Piece Price (Presort)	FL	A			I
A	15	Piece Price (Presort)	IR	A			I
A	15	Piece Price (Presort)	LT	A			I
A	16	Piece Price (Presort)	FL	N			I
A	16	Piece Price (Presort)	IR	N			I
A	16	Piece Price (Presort)	LT	N			I
A	17	Piece Price (Presort)	FL		D		I
A	17	Piece Price (Presort)	IR		D		I
A	17	Piece Price (Presort)	LT		D		I



Section	Line Number	Block Label	Processing Category	Rate Category	Entry Zone	Machinable	In County / Out County
A	18	Piece Price (Presort)	FL	N			I
A	18	Piece Price (Presort)	IR	N			I
A	18	Piece Price (Presort)	LT	N			I
A	19	Full-service Intelligent Mail Option	FL	N			I
A	19	Full-service Intelligent Mail Option	LT	N			I
A	20	Full-service Intelligent Mail Option	FL	N			I
A	20	Full-service Intelligent Mail Option	IR	N			I
A	20	Full-service Intelligent Mail Option	LT	N			I
B	1	Advertising Pound Prices	FL		D		N
B	1	Advertising Pound Prices	IR		D		N
B	1	Advertising Pound Prices	LT		D		N
B	2	Advertising Pound Prices	FL		S		N
B	2	Advertising Pound Prices	IR		S		N
B	2	Advertising Pound Prices	LT		S		N
B	3	Advertising Pound Prices	FL		V		N
B	3	Advertising Pound Prices	IR		V		N
B	3	Advertising Pound Prices	LT		V		N
B	4	Advertising Pound Prices	FL		1		N
B	4	Advertising Pound Prices	IR		1		N
B	4	Advertising Pound Prices	LT		1		N
B	5	Advertising Pound Prices	FL		3		N
B	5	Advertising Pound Prices	IR		3		N
B	5	Advertising Pound Prices	LT		3		N
B	6	Advertising Pound Prices	FL		4		N
B	6	Advertising Pound Prices	IR		4		N
B	6	Advertising Pound Prices	LT		4		N
B	7	Advertising Pound Prices	FL		5		N
B	7	Advertising Pound Prices	IR		5		N
B	7	Advertising Pound Prices	LT		5		N
B	8	Advertising Pound Prices	FL		6		N
B	8	Advertising Pound Prices	IR		6		N
B	8	Advertising Pound Prices	LT		6		N

Section	Line Number	Block Label	Processing Category	Rate Category	Entry Zone	Machinable	In County / Out County
B	9	Advertising Pound Prices	FL		7		N
B	9	Advertising Pound Prices	IR		7		N
B	9	Advertising Pound Prices	LT		7		N
B	10	Advertising Pound Prices	FL		8		N
B	10	Advertising Pound Prices	IR		8		N
B	10	Advertising Pound Prices	LT		8		N
B	12	Nonadvertising Pound Prices	FL		D		N
B	12	Nonadvertising Pound Prices	IR		D		N
B	12	Nonadvertising Pound Prices	LT		D		N
B	13	Nonadvertising Pound Prices	FL		S		N
B	13	Nonadvertising Pound Prices	IR		S		N
B	13	Nonadvertising Pound Prices	LT		S		N
B	14	Nonadvertising Pound Prices	FL		V		N
B	14	Nonadvertising Pound Prices	IR		V		N
B	14	Nonadvertising Pound Prices	LT		V		N
B	15	Nonadvertising Pound Prices	FL		Z		N
B	15	Nonadvertising Pound Prices	IR		Z		N
B	15	Nonadvertising Pound Prices	LT		Z		N
C	1	Machinable Flats	FL	L4		Y	N
C	2	Machinable Flats	FL	L6		Y	N
C	3	Machinable Flats	FL	L3		Y	N
C	4	Machinable Flats	FL	L5		Y	N
C	5	Machinable Flats	FL	H		Y	N
C	6	Machinable Flats	FL	K		Y	N
C	7	Machinable Flats	FL	E		Y	N
C	8	Machinable Flats	FL	G		Y	N
C	9	Nonmachinable Flats	FL	L4		N	N
C	10	Nonmachinable Flats	FL	L6		N	N
C	11	Nonmachinable Flats	FL	L3		N	N
C	12	Nonmachinable Flats	FL	L5		N	N
C	13	Nonmachinable Flats	FL	H		N	N
C	14	Nonmachinable Flats	FL	K		N	N
C	15	Nonmachinable Flats	FL	E		N	N
C	16	Nonmachinable Flats	FL	G		N	N
C	17	Parcels	IR	L6			N
C	18	Parcels	IR	L5			N

Section	Line Number	Block Label	Processing Category	Rate Category	Entry Zone	Machinable	In County / Out County
C	19	Parcels	IR	K			N
C	20	Parcels	IR	G			N
C	21	Letters	LT	L4			N
C	22	Letters	LT	L6			N
C	23	Letters	LT	L3			N
C	24	Letters	LT	L5			N
C	25	Letters	LT	H			N
C	26	Letters	LT	K			N
C	27	Letters	LT	E			N
C	28	Letters	LT	G			N
C	29	Carrier Route	FL	D			N
C	29	Carrier Route	IR	D			N
C	29	Carrier Route	LT	D			N
C	30	Carrier Route	FL	B			N
C	30	Carrier Route	IR	B			N
C	30	Carrier Route	LT	B			N
C	31	Carrier Route	FL	A			N
C	31	Carrier Route	IR	A			N
C	31	Carrier Route	LT	A			N
C	32	Firm Bundles	FL	FB			N
C	32	Firm Bundles	IR	FB			N
C	32	Firm Bundles	LT	FB			N
C	33	Piece Prices	FL	N			N
C	33	Piece Prices	IR	N			N
C	33	Piece Prices	LT	N			N
C	34	Nonadv % Discount	FL				N
C	34	Nonadv % Discount	IR				N
C	34	Nonadv % Discount	LT				N
C	35	Subtotal Outside County	FL	N			N
C	35	Subtotal Outside County	IR	N			N
C	35	Subtotal Outside County	LT	N			N
C	36	Full-service Intelligent Mail Option	FL	N			N
C	36	Full-service Intelligent Mail Option	IR	N			N
C	36	Full-service Intelligent Mail Option	LT	N			N

Section	Line Number	Block Label	Processing Category	Rate Category	Entry Zone	Machinable	In County / Out County
E	1	Outside-County – Sack/Tray Prices			K		N
E	2	Outside-County – Sack/Tray Prices			J		N
E	3	Outside-County – Sack/Tray Prices			C		N
E	4	Outside-County – Sack/Tray Prices			O		N
E	5	Outside-County – Sack/Tray Prices			K		N
E	6	Outside-County – Sack/Tray Prices			J		N
E	7	Outside-County – Sack/Tray Prices			C		N
E	8	Outside-County – Sack/Tray Prices			O		N
E	9	Outside-County – Sack/Tray Prices			B		N
E	10	Outside-County – Sack/Tray Prices			R		N
E	11	Outside-County – Sack/Tray Prices			K		N
E	12	Outside-County – Sack/Tray Prices			J		N
E	13	Outside-County – Sack/Tray Prices			C		N
E	14	Outside-County – Sack/Tray Prices			O		N
E	15	Outside-County – Sack/Tray Prices			B		N
E	16	Outside-County – Sack/Tray Prices			R		N
E	17	Outside-County – Sack/Tray Prices			S		N
E	18	Outside-County – Sack/Tray Prices			K		N
E	19	Outside-County – Sack/Tray Prices			J		N
E	20	Outside-County – Sack/Tray Prices			C		N

Section	Line Number	Block Label	Processing Category	Rate Category	Entry Zone	Machinable	In County / Out County
E	21	Outside-County – Sack/Tray Prices			O		N
E	22	Outside-County – Sack/Tray Prices			B		N
E	23	Outside-County – Sack/Tray Prices			R		N
E	24	Outside-County – Sack/Tray Prices			S		N
E	25	Outside-County – Sack/Tray Prices			D		N
E	27	Outside-County – Pallet Prices			K		N
E	28	Outside-County – Pallet Prices			J		N
E	29	Outside-County – Pallet Prices			C		N
E	30	Outside-County – Pallet Prices			E		N
E	31	Outside-County – Pallet Prices			K		N
E	32	Outside-County – Pallet Prices			J		N
E	33	Outside-County – Pallet Prices			C		N
E	34	Outside-County – Pallet Prices			O		N
E	35	Outside-County – Pallet Prices			B		N
E	36	Outside-County – Pallet Prices			R		N
E	37	Outside-County – Pallet Prices			K		N
E	38	Outside-County – Pallet Prices			J		N
E	39	Outside-County – Pallet Prices			C		N
E	40	Outside-County – Pallet Prices			O		N
E	41	Outside-County – Pallet Prices			B		N

Section	Line Number	Block Label	Processing Category	Rate Category	Entry Zone	Machinable	In County / Out County
E	42	Outside-County – Pallet Prices			R		N
E	43	Outside-County – Pallet Prices			S		N
E	44	Outside-County – Pallet Prices			K		N
E	45	Outside-County – Pallet Prices			J		N
E	46	Outside-County – Pallet Prices			C		N
E	47	Outside-County – Pallet Prices			O		N
E	48	Outside-County – Pallet Prices			B		N
E	49	Outside-County – Pallet Prices			R		N
E	50	Outside-County – Pallet Prices			S		N
E	51	Outside-County – Pallet Prices			D		N
F	1	Ride-Along Price	FL				N
F	1	Ride-Along Price	IR				N
F	1	Ride-Along Price	LT				N
F	2	Repositionable Notes	FL				N
F	2	Repositionable Notes	LT				N

## Appendix H: Standard Mail Postage for Pending Periodicals

During the pending application for a Periodicals permit, the mailer pays the postage due for Standard Mail or Bound Printed Matter (BPM). For Mail.dat file submissions of Periodicals letters or flats during the pending period, Periodicals postage statements shall be mapped to the Standard Mail or Bound Printed Matter (BPM) postage statements to determine postage due during the pending Period.

The difference between the postage that is paid for Standard Mail and the Periodicals postage is placed in a reserve account that is maintained by the USPS. Upon approval of a pending Periodical application, the amount in the reserve account is refunded to the mailer. Upon denial of a pending Periodical during any portion of the pending period the postage paid while pending prevails and the reserve amount for that portion is not refunded.

The mappings from Periodicals Mail to Standard Mail or BPM are based on providing the closest possible Standard Mail or BPM price. For example, when destination entry is DADC in Periodicals Mail, the mapping is to destination entry DNDC in Standard Mail.

The mailer must provide an accurate Standard Mail or Bound Printed Matter postage statement for payment of postage during the pending period. The postage due during the pending period is calculated by the *PostalOne!* system and may be understated or overstated resulting in an inaccurate reserve account amount. This is due to inaccurate mappings from the Periodicals postage to the Standard Mail or BPM postage that have not been updated for the January 2013 mappings.

The mapping for the January 2013 postage statements for producing Standard Mail or (Package Services) Bound Printed Matter postage statements during the pending period will be deployed to the *PostalOne!* system in the Release 35. Updated mappings will be based on January 2013 Postage Statements

- PS Form 3541-1, January 2013 PSN 7530-07-000-6222
- PS Form 3602-R1, January 2013 PSN 7530-09-000-9936

January 2013 - Mapping from Periodicals Letters to Standard Mail Letters – Zone DDU

Periodicals	Standard Mail - Letters					
Periodicals Line	Standard Mail Letters Line	3.3 oz or less	Over 3.3 and less than 3.5 oz	3.3 oz or less	3.3 oz or less	Over 3.3 and less than 16 oz
In-County	Description	Automation	Automation	Machinable	Nonautomation	Nonautomation
A13 Carrier Route Basic	DSCF Basic	C12	C39		C24	C51
A14 Carrier Route High Density	DSCF High Density	C11	C38		C23	C50
A15 Carrier Route Saturation	DSCF Saturation	C9	C36		C21	C48
Periodicals Line	Standard Mail Letters Line	3.3 oz or less	Over 3.3 and less than 3.5 oz	3.3 oz or less	3.3 oz or less	Over 3.3 and less than 16 oz
Outside-County	Description	Automation	Automation	Machinable	Nonautomation	Nonautomation
C29 Basic	DSCF Basic	C12	C39		C24	C51
C30 High Density	DSCF High Density	C11	C38		C23	C50
C31 Saturation	DSCF Saturation	C9	C36		C21	C48
C32 Firm Bundle	None Saturation	C1	C28		C13	C40



January 2013 - Mapping from Periodicals Letters to Standard Mail Letters – Zone DSCF

Periodicals	Standard Mail - Letters					
Periodicals Line	Standard Mail Letters Line	3.3 oz or less	Over 3.3 up to 3.5 oz	3.3 oz or less	3.3 oz or less	Over 3.3 and less than 16 oz
Outside-County	Description	Automation	Automation	Machinable	Nonautomation	Nonautomation
<b>C21 Mixed ADC Barcoded</b>	DNDC Mixed AADC	A8	A19			
<b>C22 Mixed ADC Nonbarcoded</b>	DNDC Mixed AADC			B4		
<b>C22 Mixed ADC Nonbarcoded</b>	DNDC Mixed ADC				B13	B24
<b>C23 ADC Barcoded</b>	DSCF AADC	A11	A22			
<b>C24 ADC Nonbarcoded</b>	DSCF AADC			B5		
<b>C24 ADC Nonbarcoded</b>	DSCF ADC				B16	B27
<b>C25 3-Digit Barcoded</b>	DSCF 3-Digit	A10	A21			
<b>C26 3-Digit Nonbarcoded</b>	DSCF AADC			B5		
<b>C26 3-Digit Nonbarcoded</b>	DSCF 3-Digit				B15	B26
<b>C27 5-Digit Barcoded</b>	DSCF 5-Digit	A9	A20			
<b>C28 5-Digit Nonbarcoded</b>	DSCF AADC			B5		
<b>C28 5-Digit Nonbarcoded</b>	DSCF 5-Digit				B14	B25
<b>C29 Basic</b>	DSCF Basic	C12	C39		C24	C51
<b>C30 High-Density</b>	DSCF High Density	C11	C38		C23	C50
<b>C31 Saturation</b>	DSCF Saturation	C9	C36		C21	C48
<b>C32 Firm Bundle</b>	<b>None Saturation</b>	<b>C1</b>	<b>C28</b>		<b>C13</b>	<b>C40</b>

January 2013 - Mapping from Periodicals Letters to Standard Mail Letters – Zone DNDC

Periodicals	Standard Mail - Letters					
Periodicals Line	Standard Mail Letters Line	3.3 oz or less	Over 3.3 up to 3.5 oz	3.3 oz or less	3.3 oz or less	Over 3.3 and less than 16 oz
Outside-County	Description	Automation	Automation	Machinable	Nonautomation	Nonautomation
C21 Mixed ADC Barcoded	DNDC Mixed AADC	A8	A19			
C22 Mixed ADC Nonbarcoded	DNDC Mixed AADC			B4		
C22 Mixed ADC Nonbarcoded	DNDC Mixed ADC				B13	B24
C23 ADC Barcoded	DNDC AADC	A7	A18			
C24 ADC Nonbarcoded	DNDC AADC			B3		
C24 ADC Nonbarcoded	DNDC ADC				B12	B23
C25 3-Digit Barcoded	DNDC 3-Digit	A6	A17			
C26 3-Digit Nonbarcoded	DNDC AADC			B3		
C26 3-Digit Nonbarcoded	DNDC 3-Digit				B11	B22
C27 5-Digit Barcoded	DNDC 5-Digit	A5	A16			
C28 5-Digit Nonbarcoded	DNDC AADC			B3		
C28 5-Digit Nonbarcoded	DNDC 5-Digit				B10	B21
C29 Basic	DNDC Basic	C8	C35		C20	C47
C30 High-Density	DNDC High Density	C7	C34		C19	C46
C31 Saturation	DNDC Saturation	C5	C32		C17	C44
C32 Firm Bundle	None Saturation	C1	C28		C13	C40

January 2013 - Mapping from Periodicals Letters to Standard Mail Letters - Zones None 1 – 8.

Periodicals	Standard Mail - Letters					
Periodicals Line	Standard Mail Letters Line	3.3 oz or less	Over 3.3 up to 3.5 oz	3.3 oz or less	3.3 oz or less	Over 3.3 and less than 16 oz
In-County	Description	Automation	Automation	Machinable	Nonautomation	Nonautomation
A4 Basic Nonautomation	None Mixed AADC			B2		
A4 Basic Nonautomation	None Mixed ADC				B9	B20
A5 Basic Automation	None Mixed AADC	A4	A15			
A7 3-Digit Nonautomation	None AADC			B1		
A7 3-Digit Nonautomation	None 3-Digit				B7	B18
A8 3-Digit Automation	None 3-Digit	A2	A13			
A10 5-Digit Nonautomation	None AADC			B1		
A10 5-Digit Nonautomation	None 5-Digit				B6	B17
A11 5-Digit Automation	None 5-Digit	A1	A12			
A13 Carrier Route Basic	None Basic CR	C4	C31		C16	C43
A14 Carrier Route High Density	None High Density	C3	C30		C15	C42
A15 Carrier Route Saturation	None Saturation	C1	C28		C13	C40
Periodicals Line	Standard Mail Letters Line	3.3 oz or less	Over 3.3 up to 3.5 oz	3.3 oz or less	3.3 oz or less	Over 3.3 and less than 16 oz
Outside-County	Description	Automation	Automation	Machinable	Nonautomation	Nonautomation
C21 Mixed ADC Barcoded	None Mixed AADC	A4	A15			
C22 Mixed ADC Nonbarcoded	None Mixed AADC			B2		
C22 Mixed ADC Nonbarcoded	None Mixed ADC				B9	B20
C23 ADC Barcoded	None AADC	A3	A14			
C24 ADC Nonbarcoded	None AADC			B1		
C24 ADC Nonbarcoded	None ADC				B8	B19
C25 3-Digit Barcoded	None 3-Digit	A2	A13			
C26 3-Digit Nonbarcoded	None AADC			B1		
C26 3-Digit Nonbarcoded	None 3-Digit				B7	B18
C27 5-Digit Barcoded	None 5-Digit	A1	A12			
C28 5-Digit Nonbarcoded	None AADC			B1		
C28 5-Digit Nonbarcoded	None 5-Digit				B6	B17
C29 Basic (None)	None Basic	C4	C31		C16	C43
C30 High-Density (None)	None High Density	C3	C30		C15	C42
<b>C31 Firm Bundle (None)</b>	None Saturation	C1	C28		C13	C40

January 2013 - Mapping from Periodicals Flats to Standard Mail Flats – Zone DDU

Periodicals	Standard Mail Flats				
Periodicals Line	Standard Mail Flats Line	3.3 oz or less	Over 3.3 and less than 16 oz		
In-County	Description	Carrier Route			
<b>Carrier Route</b>					
A13 Carrier Route Basic	DDU Basic	F16	F40		
A14 Carrier Route High Density	DDU High Density	F15	F39		
A15 Carrier Route Saturation	DDU Saturation	F13	F37		
Periodicals Line	Standard Mail Flats Line	3.3 oz or less	Over 3.3 and less than 16 oz	3.3 oz or less	Over 3.3 and less than 16 oz
Outside-County	Description	Carrier Route		Nonautomation	Nonautomation
<b>Carrier Route and Firm Bundles</b>					
C29 Basic	DDU Basic	F16	F40		
C30 High-Density	DDU High Density	F15	F39		
C31 Saturation	DDU Saturation	F13	F37		
C32 Firm Bundle	DSCF 5-Digit	E9	E20		

January 2013 - Mapping from Periodicals Flats to Standard Mail Flats – Zone DSCF

Periodicals	Standard Mail - Flats				
Periodicals Line	Standard Mail Flats Line	3.3 oz or less	Over 3.3 and less than 16 oz	3.3 oz or less	Over 3.3 and less than 16 oz
Outside-County	Description	Automation	Automation	Nonautomation	Nonautomation
<b>Machinable Flats</b>					
C1 Mixed ADC Barcoded	DNDC Mixed ADC	D8	D19		
C2 Mixed ADC Nonbarcoded	DNDC Mixed ADC			E8	E19
C3 ADC Barcoded	DSCF ADC	D11	D22		
C4 ADC Nonbarcoded	DSCF ADC			E11	E22
C5 3-Digit Barcoded	DSCF 3-Digit	D10	D21		
C6 3-Digit Nonbarcoded	DSCF 3-Digit			E10	E21
C7 5-Digit Barcoded	DSCF 5-Digit	D9	D20		
C8 5-Digit Nonbarcoded	DSCF 5-Digit			E9	E20
<b>Nonmachinable Flats</b>					
C9 Mixed ADC Barcoded	DNDC Mixed ADC			E8	E19
C10 Mixed ADC Nonbarcoded	DNDC Mixed ADC			E8	E19
C11 ADC Barcoded	DSCF ADC			E11	E22
C12 ADC Nonbarcoded	DSCF ADC			E11	E22
C13 3-Digit Barcoded	DSCF 3-Digit			E10	E21
C14 3-Digit Nonbarcoded	DSCF 3-Digit			E10	E21
C15 5-Digit Barcoded	DSCF 5-Digit			E9	E20
C16 5-Digit Nonbarcoded	DSCF 5-Digit			E9	E20
<b>Carrier Route and Firm Bundles</b>					
C29 Basic	DSCF Basic	F12	F36		
C30 High-Density	DSCF High Density	F11	F35		
C31 Saturation	DSCF Saturation	F9	F33		
C32 Firm Bundle	DSCF 5-Digit	E9	E20		

January 2013 - Mapping from Periodicals Flats to Standard Mail Flats – Zone DNDC

Periodicals	Standard Mail - Flats				
Periodicals Line	Standard Mail Flats Line	3.3 oz or less	Over 3.3 and less than 16 oz	3.3 oz or less	Over 3.3 and less than 16 oz
Outside-County	Description	Automation	Automation	Nonautomation	Nonautomation
<b><i>Machinable Flats</i></b>					
C1 Mixed ADC Barcoded	DNDC Mixed ADC	D8	D19		
C2 Mixed ADC Nonbarcoded	DNDC Mixed ADC			E8	E19
C3 ADC Barcoded	DNDC ADC	D7	D18		
C4 ADC Nonbarcoded	DNDC ADC			E7	E18
C5 3-Digit Barcoded	DNDC 3-Digit	D6	D17		
C6 3-Digit Nonbarcoded	DNDC 3-Digit			E6	E17
C7 5-Digit Barcoded	DNDC 5-Digit	D5	D16		
C8 5-Digit Nonbarcoded	DNDC 5-Digit			E5	E16
<b><i>Nonmachinable Flats</i></b>					
C9 Mixed ADC Barcoded	DNDC Mixed ADC			E8	E19
C10 Mixed ADC Nonbarcoded	DNDC Mixed ADC			E8	E19
C11 ADC Barcoded	DNDC ADC			E7	E18
C12 ADC Nonbarcoded	DNDC ADC			E7	E18
C13 3-Digit Barcoded	DNDC 3-Digit			E6	E17
C14 3-Digit Nonbarcoded	DNDC 3-Digit			E6	E17
C15 5-Digit Barcoded	DNDC 5-Digit			E5	E16
C16 5-Digit Nonbarcoded	DNDC 5-Digit			E5	E16
<b><i>Carrier Route and Firm Bundles</i></b>					
C29 Basic	DNDC Basic	F8	F32		
C30 High-Density	DNDC High Density	F7	F31		
C31 Saturation	DNDC Saturation	F5	F29		
C32 Firm Bundle	DNDC 5-Digit	E5	E16		

January 2013 - Mapping from Periodicals Flats to Standard Mail Flats - Zones None 1 – 8.

Periodicals	Standard Mail - Flats				
Periodicals Line	Standard Mail Flats Line	3.3 oz or less	Over 3.3 up to 3.5 oz	3.3 oz or less	Over 3.3 and less than 16 oz
In-County	Description	Automation	Automation	Nonautomation	Nonautomation
<b>A4 Basic Nonautomation</b>	None Mixed AADC			E4	E15
<b>A6 Basic Automation Flats</b>	None Mixed AADC	D4	D15		
<b>A7 3-Digit Nonautomation</b>	None 3-Digit			E2	E13
<b>A9 3-Digit Automation Flats</b>	None 3-Digit	D2	D13		
<b>A10 5-Digit Nonautomation</b>	None 5-Digit			E1	E12
<b>A12 5-Digit Nonautomation Flats</b>	None 5-Digit	D1	D12		
<b>Carrier Route</b>					
<b>A13 Carrier Route Basic</b>	None Basic	F4	F28		
<b>A14 Carrier Route High Density</b>	None High Density	F3	F27		
<b>A15 Carrier Route Saturation</b>	None Saturation	F1	F25		
Periodicals Line	Standard Mail Flats Line	3.3 oz or less	Over 3.3 up to 3.5 oz	3.3 oz or less	Over 3.3 and less than 16 oz
Outside-County	Description	Automation	Automation	Nonautomation	Nonautomation
<b>Machinable Flats</b>					
<b>C1 Mixed ADC Barcoded</b>	None Mixed ADC	D4	D15		
<b>C2 Mixed ADC Nonbarcoded</b>	None Mixed ADC			E4	E15
<b>C3 ADC Barcoded</b>	None ADC	D3	D14		
<b>C4 ADC Nonbarcoded</b>	None ADC			E3	E14
<b>C5 3-Digit Barcoded</b>	None 3-Digit	D2	D13		
<b>C6 3-Digit Nonbarcoded</b>	None 3-Digit			E2	E13
<b>C7 5-Digit Barcoded</b>	None 5-Digit	D1	D12		
<b>C8 5-Digit Nonbarcoded</b>	None 5-Digit			E1	E12
<b>Nonmachinable Flats</b>					
<b>C9 Mixed ADC Barcoded</b>	None Mixed ADC			E4	E15
<b>C10 Mixed ADC Nonbarcoded</b>	None Mixed ADC			E4	E15
<b>C11 ADC Barcoded</b>	None ADC			E3	E14
<b>C12 ADC Nonbarcoded</b>	None ADC			E3	E14
<b>C13 3-Digit Barcoded</b>	None 3-Digit			E2	E13
<b>C14 3-Digit Nonbarcoded</b>	None 3-Digit			E2	E13
<b>C15 5-Digit Barcoded</b>	None 5-Digit			E1	E12
<b>C16 5-Digit Nonbarcoded</b>	None 5-Digit			E1	E12
<b>Carrier Route and Firm Bundles</b>					

<b>C29 Basic</b>	None Basic	F4	F28		
<b>C30 High-Density</b>	None High Density	F3	F27		
<b>C31 Saturation</b>	None Saturation	F1	F25		
<b>C32 Firm Bundle</b>	None 5-Digit	E1	E12		

**January 2013 - Mapping from Periodicals Flats 16 oz but less than 22 oz map to BPM Parcels**

Periodicals	Package Services										
	Periodicals Line	BPM Parcels	DDU	DNDC	DSCF	1 & 2	3	4	5	6	7
<b>In-County</b>	<b>Section</b>										
A4 Basic Nonautomation	Nonpresorted	A71	A71	A71	A71	A72	A73	A74	A75	A76	A77
A7 3-Digit Nonautomation	Presorted	A103	A99	A102	A91	A92	A93	A94	A95	A96	A97
A10 5-Digit Nonautomation	Presorted	A103	A98	A102	A91	A92	A93	A94	A95	A96	A97
A13 Carrier Route Basic	Carrier Route	A90	A85	A89	A78	A79	A80	A81	A82	A83	A84
A14 Carrier Route High Density	Carrier Route	A90	A85	A89	A78	A79	A80	A81	A82	A83	A84
A15 Carrier Route Saturation	Carrier Route	A90	A85	A89	A78	A79	A80	A81	A82	A83	A84
<b>Periodicals Line</b>	<b>BPM Parcels</b>	<b>DDU</b>	<b>DADC</b>	<b>DSCF</b>	<b>1 &amp; 2</b>	<b>3</b>	<b>4</b>	<b>5</b>	<b>6</b>	<b>7</b>	<b>8</b>
<b>Outside-County</b>	<b>Section</b>										
<i>Nonmachinable Flats</i>											
C9 Mixed ADC Barcoded	Nonpresorted	A71	A71	A71	A71	A72	A73	A74	A75	A76	A77
C10 Mixed ADC Nonbarcoded	Nonpresorted	A71	A71	A71	A71	A72	A73	A74	A75	A76	A77
C11 ADC Barcoded	Presorted	A103	A101	A102	A91	A92	A93	A94	A95	A96	A97
C12 ADC Nonbarcoded	Presorted	A103	A101	A102	A91	A92	A93	A94	A95	A96	A97
C13 3-Digit Barcoded	Presorted	A103	A98	A102	A91	A92	A93	A94	A95	A96	A97
C14 3-Digit Nonbarcoded	Presorted	A103	A98	A102	A91	A92	A93	A94	A95	A96	A97
C15 5-Digit Barcoded	Presorted	A103	A98	A102	A91	A92	A93	A94	A95	A96	A97
C16 5-Digit Nonbarcoded	Presorted	A103	A98	A102	A91	A92	A93	A94	A95	A96	A97
<i>Carrier Route and Firm Bundles</i>											
C29 Basic	Carrier Route	A90	A85	A89	A78	A79	A80	A81	A82	A83	A84
C30 High-Density	Carrier Route	A90	A85	A89	A78	A79	A80	A81	A82	A83	A84
C31 Saturation	Carrier Route	A90	A85	A89	A78	A79	A80	A81	A82	A83	A84
C32 Firm Bundle	Carrier Route	N/A	N/A	N/A	N/A	N/A	N/A	N/A	N/A	N/A	N/A



# Index

- 2013 Direct Mail Mobile Coupon and Click-to-Call, 65
- 2013 Promotions Calendar, 64
- Ad % Basis, 415
- advertising percentage worksheet, 418
- advertising percentage, 415
- Batch Processing, 134
- batch processor, 53
  - stopping, 142
- Business Mail Entry (USPS), 52
- business mailer, 52
- canceling jobs. *See* deleting jobs
- Centralized Periodicals Payment, 82
- Centralized Postage Payment for Periodicals Mailers (CPP), 419
- change job transaction, 117
- Characteristic Type, 63
- collaboration opportunities, 57
- command lines, 142
- Component file, 179, 198, 202
- Container Quantity file, 179, 221, 224
- Container Summary file, 179, 207, 215
- containers
  - levels, 216
  - status, 113
  - types, 215
- CPP, 82
- CSAs, 423, 424
- Customer/Supplier Agreements, 423, 424
- deleting jobs, 117
- delimiter
  - parameter, 152, 165
- edition weight, 415
- edition weight worksheet, 418
- entry point facility, 217
- errors
  - common file formatting, 111
  - data, 238
  - processing order, 238
  - resolution, 237
  - validation, 132
  - viewing, 237
- fields
  - conventions, 181
  - key, 98, 100
  - key consolidation, 101
  - MLOCR validation, 78
  - Periodicals issues, 80, 83, 84
  - validation, 181
- file transfer
  - processing order, 238
- file validator, 131
- files
  - definitions, 178
  - processing order, 238
  - relationships, 60
  - status, 117
- firewall, 56
- flats machinability, 194
- full-service
  - mail owner, 81
  - mixed mailings, 90
- hardware, required, 55
- Header file, 178, 182
- IDEAlliance, 56, 57
- Incentive Program Registration, 66
- Intelligent Mail Range file, 219, 233
- Internet connection, 53
- issue date, suggested, 202
- Issue level postage statement, 419
- Java
  - upload server, 153, 156, 166, 169
- job
  - change transaction, 117
  - deleting, 117
  - updating, 111
- JVM, 55
- key fields
  - bundles, 229, 230, 232
  - consolidation, 101
  - CSA, 423, 424
  - Periodicals, 80, 83, 84
  - postage statements, 98, 100
- mail cases, unsupported, 47, 97
- Mail Piece Unit file, 191
- Mail.dat
  - definitions, 178
  - field validations, 181
  - formatting errors, 111
  - required files, 59
  - specification, 53, 56
  - transferring
    - manually, 132
  - update, sending, 111
  - validating, 131
- Mailer Postage Account file, 179, 195
- Mailpiece Unit file, 178
- manual file transfer, 132
- Mapping from Periodicals Flats, 481
- Mapping from Periodicals Flats 16 oz but less than 22 oz map to BPM Parcels, 481
- Mapping from Periodicals Flats to Standard Mail Flats – Zone DDU, 477

- Mapping from Periodicals Flats to Standard Mail Flats – Zone DNDC, 479
- Mapping from Periodicals Flats to Standard Mail Flats – Zone DSCF, 478
- Mapping from Periodicals Letters to Standard Mail Letters, 473, 474, 475
- Mapping from Periodicals Letters to Standard Mail Letters - Zones None 1 – 8, 476
- Mixed mailings, 90
- MLOCR, 78
- MPU/C Relationship file, 179, 194
- Multi-Line Optical Character Reader, 78
- package levels, 230
- Package Quantity file, 179, 229, 230
- Periodical Ad% Treatment, 418
- Periodicals
  - calculations, 415
  - consolidation key fields, 101
  - validation, 80, 83, 84
- permit roles, 107
- Piece Detail file, 180, 232, 233
- Pmstage, 57
- port numbers, 56
- Postage Adjustment file, 180, 235
- postage payment, 98
- postage statement register, 419
- postage statements
  - key consolidation fields, 101
  - key fields, 98, 100
  - receipt file, 151
- postal1.ini file, 151, 164
- PostalOne!* Mail.dat Client Software, 120
- PostalOne!* system
  - overview, 50
  - prerequisites, 54
- PostalOne!* System Help Desk, 56
- POSTNET, 90
- problem resolution, 111, 150
- Provider Code. See ULC
- receipt file
  - content, 151, 164
  - layout, 151
  - naming, 136
  - record types, 151, 164
  - transfer status, 151, 155, 159, 164, 168, 172
- record status, 117
- relationship constraint, 60
- replacing jobs, 118
- Segment file, 178, 185
- Sending Mail.dat files, 52
- software, required, 55
- SSL, 56
- Status.receipt.file.repository.location, 138
- Status.receipt.poll.sleep.time.ms, 139
- Status.receipt.type, 138
- stopping, batch processor, 142
- Transfer Summary, 133
- transferring methods, introduction, 53
- transfer-status*, 152, 164
- troubleshooting, 111
- ULC, 56
- update
  - commands, 117
  - rules, 113
  - sending, 111
- validation
  - field, 181
  - log file, 132
  - mixed mailings, 90
  - MLOCR, 78
  - overview, 131
  - Periodicals, 80, 83, 84, 415
  - permit roles, 107
  - unsupported, 47, 97
  - validation log errors, 237
- Walk Sequence file, 179
- XML, 15, 153, 156, 165, 169