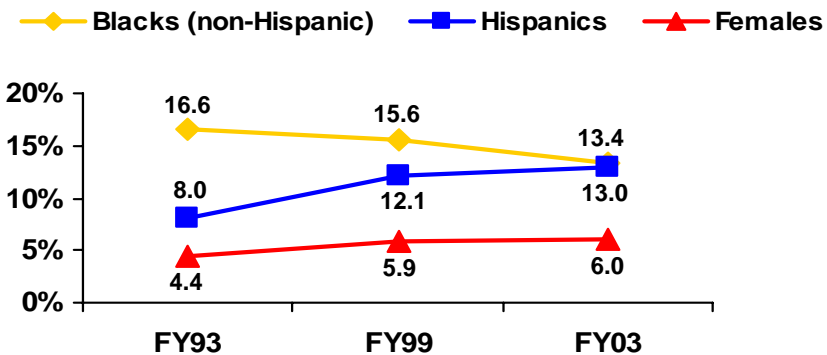
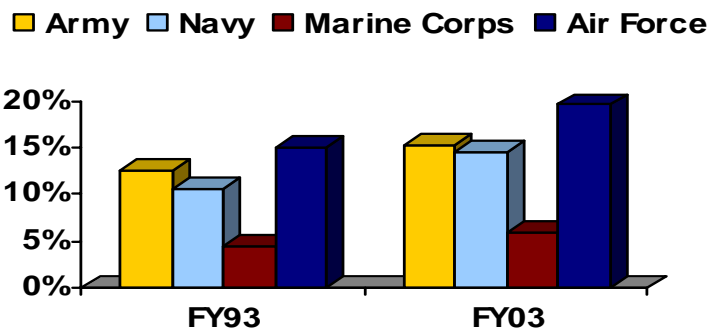


Then and Now in the Marine Corps

Racial/Ethnic Composition of Marine Corps, FY93 – FY03



Women in the Uniformed Services, FY93 & FY03

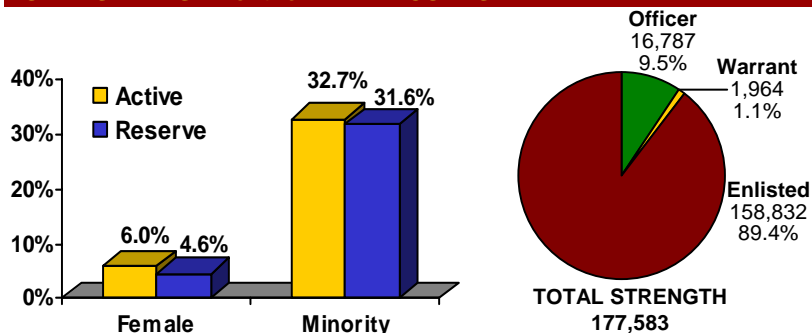


# FY03 Profile of Marine Corps



The following data are based on numbers provided by the Marine Corps to the Defense Manpower Data Center, and are valid as of September 15, 2003.

### TOTAL STRENGTH of the MARINE CORPS



### TOTAL ACTIVE - Race/Ethnicity and Gender

	Male	Female	Total
White	68.1%	55.6%	67.3%
Black	13.0%	19.9%	13.4%
Hispanic	12.8%	16.5%	13.0%
Other	6.1%	8.0%	6.3%
<b>TOTAL</b>	<b>166,948</b>	<b>10,635</b>	<b>177,583</b>

### Commissioned Officer - Race/Ethnicity and Gender

	Male	Female	Total
White	84.5%	76.2%	84.0%
Black	6.1%	9.4%	6.2%
Hispanic	5.4%	7.5%	5.5%
Other	4.0%	6.9%	4.3%
<b>TOTAL</b>	<b>15,828</b>	<b>959</b>	<b>16,787</b>

### Warrant Officer - Race/Ethnicity and Gender

	Male	Female	Total
White	74.4%	54.3%	73.2%
Black	15.0%	31.0%	15.9%
Hispanic	7.4%	10.3%	7.6%
Other	3.2%	4.4%	3.3%
<b>TOTAL</b>	<b>1,848</b>	<b>116</b>	<b>1,964</b>

### Enlisted - Race/Ethnicity and Gender

	Male	Female	Total
White	66.2%	53.6%	65.5%
Black	13.7%	20.9%	14.1%
Hispanic	13.7%	17.4%	13.9%
Other	6.4%	8.1%	6.5%
<b>TOTAL</b>	<b>149,272</b>	<b>9,560</b>	<b>158,832</b>

### Age Groups

	Officer	Warrant	Enlisted
17-20	0%	0%	30.5%
21-24	9.7%	0%	37.3%
25-29	26.4%	2.2%	16.2%
30-39	45.1%	69.3%	12.9%
40 & Over	18.8%	28.5%	3.1%

### Education

	GED/HSDG	Coll./AA	BA/BS	MA/PhD	Other/Unk.
Officer	2.4%	0.7%	79.0%	17.8%	0.1%
Warrant	70.9%	12.1%	11.9%	3.5%	1.6%
Enlisted	95.9%	2.4%	1.0%	0.1%	0.6%

### FAMILY

#### Married by Gender

	Male	Female	Total
Officer	70.1%	41.5%	68.5%
Warrant	91.2%	62.9%	89.5%
Enlisted	40.3%	40.3%	40.3%
<b>TOTAL</b>	<b>43.7%</b>	<b>40.6%</b>	<b>43.5%</b>
<b>TOTAL MARRIED</b>	<b>72,999</b>	<b>4,320</b>	<b>77,319</b>

#### Dual Military Marriages (pct of all marriages)

	Male	Female	Total
Officer	3.3%	56.0%	5.1%
Warrant	4.2%	54.8%	6.3%
Enlisted	5.5%	65.9%	9.2%
<b>TOTAL</b>	<b>5.1%</b>	<b>64.8%</b>	<b>8.5%</b>

#### Soldiers with Children

Officer	50.2%
Warrant	84.9%
Enlisted	28.3%
<b>TOTAL</b>	<b>31.0%</b>

#### Sole Parents (Single with Children)

Commissioned/ Warrant	2.5%
Enlisted	3.0%
<b>TOTAL</b>	<b>2.9%</b>

Average number of children (for Soldiers with children): 2

#### Family Members

Spouses	71,061
Children	105,359
Other Dependents	486
<b>TOTAL</b>	<b>176,906</b>

