

**Sole Parents (Single with Children)**

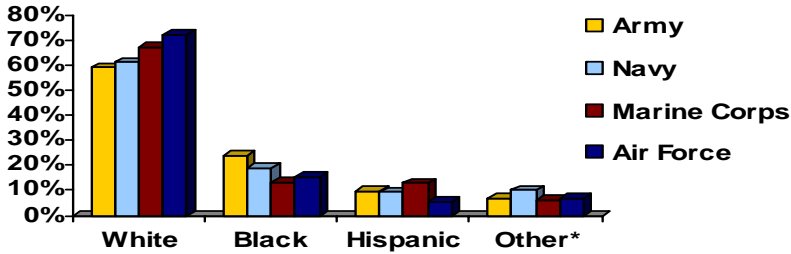
Officer	2.9%
Enlisted	5.4%
<b>TOTAL</b>	<b>4.9%</b>

**Airmen with Children**

Officer	53.2%
Enlisted	43.5%
<b>TOTAL</b>	<b>45.4%</b>

Average number of children (for Airmen with children): 2

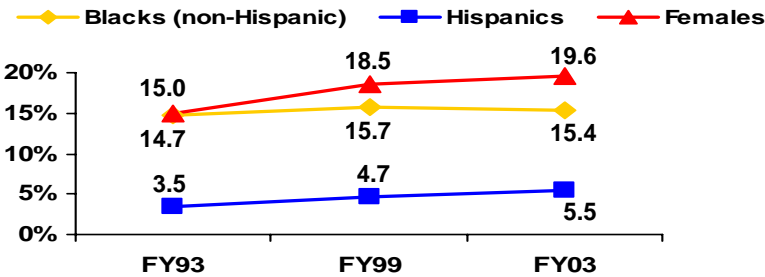
**Comparison to other Active-Duty Services**



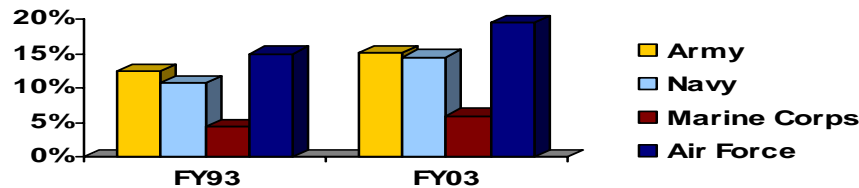
\* Includes AI/AN, AA/PI, and other, unknown

**Then and Now in the Air Force**

**Racial/Ethnic Composition of Air Force, FY93 – FY03**



**Women in the Uniformed Services, FY93 & FY03**



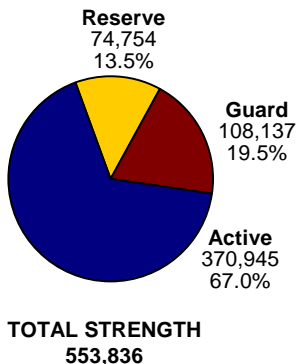
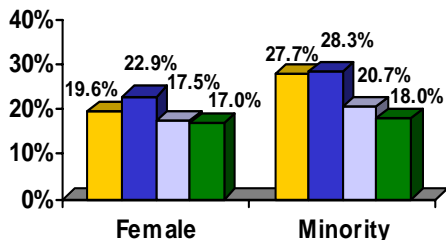
# FY03 Profile of Air Force



The following data are based on numbers provided by the U.S. Air Force to the Defense Manpower Data Center, and are valid as of September 15, 2003.

### TOTAL STRENGTH of the AIR FORCE

■ Active ■ Reserve □ Guard ■ Cadets\*



\* Source: Air Force Academy

### AIR RESERVE – Race/Ethnicity and Grade

	<u>Officer</u>	<u>Enlisted</u>	<u>Total</u>
White	85.3%	67.7%	71.7%
Black	6.3%	18.9%	16.1%
Hispanic	3.1%	7.0%	6.1%
Other	5.3%	6.4%	6.1%
<b>TOTAL</b>	<b>16,805</b>	<b>57,949</b>	<b>74,754</b>

### AIR GUARD – Race/Ethnicity and Grade

	<u>Officer</u>	<u>Enlisted</u>	<u>Total</u>
White	86.6%	78.3%	79.3%
Black	5.1%	9.3%	8.8%
Hispanic	3.4%	6.0%	5.7%
Other	4.9%	6.4%	6.2%
<b>TOTAL</b>	<b>13,702</b>	<b>94,435</b>	<b>108,137</b>

## Active-Duty Air Force

### TOTAL ACTIVE - Race/Ethnicity and Gender

	<u>Male</u>	<u>Female</u>	<u>Total</u>
White	74.9%	61.6%	72.3%
Black	13.3%	23.8%	15.4%
Hispanic	5.4%	6.2%	5.5%
Other	6.4%	8.4%	6.8%
<b>TOTAL</b>	<b>298,207</b>	<b>72,738</b>	<b>370,945</b>

### Commissioned Officer - Race/Ethnicity and Gender

	<u>Male</u>	<u>Female</u>	<u>Total</u>
White	84.2%	73.5%	82.2%
Black	5.3%	12.5%	6.6%
Hispanic	3.3%	3.5%	3.3%
Other	7.2%	10.5%	7.9%
<b>TOTAL</b>	<b>60,259</b>	<b>13,384</b>	<b>73,643</b>

### Enlisted – Race/Ethnicity and Gender

	<u>Male</u>	<u>Female</u>	<u>Total</u>
White	72.5%	59.0%	69.8%
Black	15.4%	26.3%	17.6%
Hispanic	5.9%	6.8%	6.1%
Other	6.2%	7.9%	6.5%
<b>TOTAL</b>	<b>237,948</b>	<b>59,354</b>	<b>297,302</b>

### Education

	<u>GED/HSDG</u>	<u>Coll./AA</u>	<u>BA/BS</u>	<u>MA/PhD</u>	<u>Other/Unk.</u>
Officer	1.9%	0.3%	42.9%	50.2%	4.7%
Enlisted	80.3%	13.8%	4.2%	0.6%	1.1%

### Age Groups

	<u>Officer</u>	<u>Enlisted</u>
17-20	0%	15.2%
21-24	9.6%	28.0%
25-29	22.3%	19.5%
30-39	40.9%	27.0%
40 & Over	27.2%	10.2%

### Family Members

Spouses	184,571
Children	331,209
Other Dependents	1,797
<b>TOTAL</b>	<b>517,577</b>

### Married by Gender

	<u>Male</u>	<u>Female</u>	<u>Total</u>
Officer	74.3%	54.5%	70.7%
Enlisted	57.6%	47.8%	55.6%
<b>TOTAL</b>	<b>60.9%</b>	<b>49.0%</b>	<b>58.6%</b>
<b>TOTAL MARRIED</b>	<b>181,749</b>	<b>35,674</b>	<b>217,423</b>

### Dual Military Marriages (pct of all marriages)

	<u>Male</u>	<u>Female</u>	<u>Total</u>
Officer	9.6%	46.5%	14.8%
Enlisted	14.2%	62.0%	22.4%
<b>TOTAL</b>	<b>13.1%</b>	<b>58.9%</b>	<b>20.6%</b>