



Division of  
**INTERNATIONAL SERVICES**  
An ORS Service for the NIH Community



---

# STATISTICAL SUMMARY OF FOREIGN SCIENTISTS AT THE NATIONAL INSTITUTES OF HEALTH

FISCAL YEAR

2011

---



**OFFICE OF RESEARCH SERVICES**

*Serving the NIH Community*

**FOR NIH USE ONLY**

## TABLE OF CONTENTS FISCAL YEAR 2011

Table	Foreign Nationals by IC and Category
Table	Foreign Nationals by Country and IC (1 of 3)
Table	Foreign Nationals by Country and IC (2 of 3)
Table	Foreign Nationals by Country and IC (3 of 3)
Table	Top 20 Foreign Nationals by Country and IC
Table	Foreign Nationals by Category
Chart	Foreign Nationals by Category
Table	Foreign Nationals by Country and Category
Table	Foreign Nationals by Visa Type
Chart	Foreign Nationals by Visa Type
Table	Foreign Nationals by Visa Type and Category
Table	Foreign Nationals - All Categories by Country
Table	Foreign Nationals by Region
Chart	Foreign Nationals by Region
Table	Foreign Nationals by Gender
Chart	Foreign Nationals by Gender
Table	Foreign Nationals by Country and Gender
Table	Foreign Nationals by IC and Gender
Chart	Foreign Nationals by IC and Gender
Table	Foreign Nationals by Category and Gender
Table	Foreign Nationals by Visa Type and Gender
Table	New Foreign Nationals by IC & Category
Table	Top 20 New Foreign Nationals by Country and Category
Table	Active Foreign Scientists by Category
Chart	Active Foreign Scientists by Category

**FOREIGN NATIONALS BY IC AND CATEGORY  
FISCAL YEAR 2011**

IC	AI	ACI	CF	CC	CNC	ES	ESPD	GR	HSA	ITT	MO	N	PDF	PSC	RF	SI	SRF	SSC1	SSC2	SGE	SV	SC	SS	SF	SPDF	VF	Total
CIT														3									1				4
CLC		1	4					8				2	2		5						50	5	6	1		47	131
FIC						2															2		1			1	6
NCCAM															1						1						2
NCI			24			34		29		13			19	2	174						92	5	26	16	3	554	991
NEI			1					2		1			2	1	15						7	1	3	1		42	76
NHGRI			4					1					3	1	12					1	16	2	3	2		35	80
NHLBI			4	1			1			1			5	2	46		1				26	1	16	6		88	198
NIA	1	1						2		1			4		12		1				30	2	4	1		121	180
NIAAA								5					3		5						4		5	2	1	37	62
NIAID	2		3		1	1		11		4	1		15		65	2		1			35	4	16	8	2	242	413
NIAMS			5					3					2	1	19				1		2		3	2		24	62
NIBIB															4						8			5	8	7	32
NICHHD			6					1		1			16	2	35		1				42		7	3	1	178	293
NIDA								8					5	2	5						10		3	2		40	75
NIDCD													3		10						5			1	3	21	43
NIDCR								1	1				1	2	25		1				13	1	2	3		51	101
NIDDK			7				1	1					5		24		1				32		7	9	1	203	291
NIEHS						1		6		1			4		39	1					12		3	1		83	151
NIMH			2		1			1					5		27		1				22		2	1		61	123
NINDS	2		10	1	1			5					6	6	39		1				37		3	9	3	66	189
NINR								1							1						2					2	6
NLM													1		11						1		11	1		25	50
OD								1							1						4					1	7

<b>Total</b>	<b>5</b>	<b>2</b>	<b>70</b>	<b>2</b>	<b>3</b>	<b>38</b>	<b>2</b>	<b>86</b>	<b>1</b>	<b>22</b>	<b>1</b>	<b>2</b>	<b>101</b>	<b>22</b>	<b>575</b>	<b>3</b>	<b>7</b>	<b>1</b>	<b>1</b>	<b>1</b>	<b>453</b>	<b>21</b>	<b>122</b>	<b>74</b>	<b>22</b>	<b>1929</b>	<b>3566</b>
--------------	----------	----------	-----------	----------	----------	-----------	----------	-----------	----------	-----------	----------	----------	------------	-----------	------------	----------	----------	----------	----------	----------	------------	-----------	------------	-----------	-----------	-------------	-------------

AI = Adjunct Investigator  
ACI = Assistant Clinical Investigator  
CF = Clinical Fellow  
CC = Collaborator (Clinical)  
CNC = Collaborator (Non-clinical)  
ES = Exchange Scientist  
ESPD = Extramural Scientific Program Director  
GR = Guest Researcher  
HSA = Health Science Administrator (VP)

ITT = Investigator Tenure Track  
MO = Medical Officer  
N = Nurse  
PDF = Pre-doc Fellow  
PSC = Professional Service Contractor  
RF = Research Fellow  
SI = Senior Investigator  
SRF = Senior Research Fellow  
SSC1 = Senior Scientist-CAT 1 (SR S-1)

SSC2 = Senior Scientist-CAT 2 (SR S-2)  
SGE = Special Government Employee  
SV = Special Volunteer  
SC = Staff Clinician  
SS = Staff Scientist  
SF = Supplemental Fellow  
SPDF = Supplemental Pre-Doc Fellow  
VF = Visiting Fellow

**FOR NIH USE ONLY**

**FOREIGN NATIONALS BY COUNTRY AND IC  
FISCAL YEAR 2011**

(PART 1 OF 3) Cont..

COUNTRY	CIT	CLC	FIC	NCCAM	NCI	NEI	NHGRI	NHLBI	NIA	NIAAA	NIAID	NIAMS	NIBIB	NICHD	NIDA	NIDCD	NIDCR	NIDDK	NIEHS	NIMH	NINDS	NINR	NLM	OD	TOTAL
Albania					3																		1		4
Algeria		1										1							1	1					4
Argentina	1	1			8		1	2	1	2	4			4			2	2	1		2		1		32
Armenia									1					2							1				4
Australia		1			7	1	1	1	2	1	4	2		2	2		2	2	1	1	1				31
Austria					3	1		3	1		2	1		1			1	1		1	2				17
Azerbaijan					1																				1
Bangladesh					1				2	1	1				2			1	1						9
Belarus					1			1										1							3
Belgium		1			4	1	1	1	2		4			1			1	1			1				18
Benin					1																				1
Bhutan														1											1
Bolivia					1	1					1														3
Bosnia and Herzegovina					1						1														2
Brazil		7			13			1	1	1	23	1	2	3	4	4	6	2	2	1	3		2	1	76
Bulgaria		1			2		1				3			1				1							9
Cambodia											1														1
Cameroon					2																				2
Canada		6			34	3	4	5	3	1	28	4		8	6		4	5	8	5	9		1	1	135
Chile					3		2	1	1					4			3			1					15
China		21	2	1	194	25	12	57	33	10	59	6	22	47	21	7	17	70	36	29	33		14		716
Colombia		1			3		4	1			2							1					2		14
Croatia					3						1			1											5
Cuba																		1							1
Cyprus																						1			1
Czech Rep.		1			2				1		3	1	1	3		2	1	1							16
Denmark					3				2		1						2		4	1					13
Ecuador							1																		1
Egypt		3			3				1					1				3					1		12
El Salvador					1																				1
Estonia														1											1
Ethiopia					1		2				1														4
Finland					2				1		1			1	1			1		1	1	1			10
France	1	1	2		33	2	4	8	5	5	23	6		12	5			10	3	5	9		1		135
Gabon											1														1
Georgia					2						1														3
Germany	1	5			30		4	9			23	2		12	1		3	13	6	12	17		1		139

FOR NIH USE ONLY

**FOREIGN NATIONALS BY COUNTRY AND IC  
FISCAL YEAR 2011**

(PART 2 OF 3) Cont..

COUNTRY	CIT	CLC	FIC	NCCAM	NCI	NEI	NHGRI	NHLBI	NIA	NIAAA	NIAID	NIAMS	NIBIB	NICHD	NIDA	NIDCD	NIDCR	NIDDK	NIEHS	NIMH	NINDS	NINR	NLM	OD	TOTAL
Ghana					3													1							4
Greece					5		2		2			1		9			1	4		1	2				27
Guatemala											1														1
Haiti															1										1
Hong Kong					5	1		1			1	1		6		1	1			1			1		19
Hungary					8		1	2		2	1			3			5	3						1	26
Iceland			1		3				1																5
India		20	1		139	16	6	14	32	8	66	4	2	48	4	4	10	41	29	10	12		6	1	473
Indonesia					3	1																			4
Iran		1			2	1	2	2			1	2		2				2					1		16
Ireland		1			12		1	3	1		2							1	1						22
Israel		1			29		1	4	4	1	11	1	1	10	2		3	6	3	5	8		1		91
Italy		14		1	44		3	4	10	2	13	4		6	6	1	3	12	2	8	12				145
Jamaica																		1							1
Japan					113	6	2	18	8	7	28	10	1	20	6	7	11	22	20	7	14	1	3		304
Jordan					1				1																2
Kenya					1									1					1						3
Kuwait																					1				1
Lebanon		1			3	1					1			2				1			1				10
Libya																		1							1
Macedonia					2																				2
Malaysia		1			4			2	1									1	1						10
Mali											1										2				3
Mauritania					1																				1
Mexico	1				8		1	1	1		8			2	1			2	4	1	1				31
Moldova					1																				1
Mongolia		1			1				4												1				7
Morocco					1			1																	2
Namibia					1																				1
Nepal					3				1					2						1			1		8
Netherlands		1			3			1	5		5			1	1		1	1		3					22
New Zealand					4				1		3			2						1			2		13
Nicaragua					1																				1
Nigeria		2			4	1			1									2			2			1	13
Norway		1			1			1	1		1								2		1				8
Pakistan		3			1			1	1		1			1		3			1						12
Panama											1														1

**FOREIGN NATIONALS BY COUNTRY AND IC  
FISCAL YEAR 2011**

(PART 3 OF 3)

COUNTRY	CIT	CLC	FIC	NCCAM	NCI	NEI	NHGR1	NHLBI	NIA	NIAAA	NIAID	NIAMS	NIBIB	NICH1	NIDA	NIDCD	NIDCR	NIDDK	NIEHS	NIMH	NINDS	NINR	NLM	OD	TOTAL
Paraguay											2						1								3
Peru					2		1	1																	4
Philippines					3		2	1			1			7				2							16
Poland		1			12			5	2		3			5				1	1		1		1		32
Portugal					2		1	1	3		2										1				10
Romania		1				3	1	1	2		1	1		2	1	1	1		1						16
Russia		1			17			3	4					5			2	7	1		2		2		44
Saudi Arabia		1																2						1	4
Serbia					2									1		1									4
Singapore					5			1	1		1							1	1	1					11
Slovakia					2				1					1			3			3					10
South Africa		3			1	1			1		2										1				9
South Korea		9			75	8	7	16	17	11	25	6	2	26	3	5	5	30	8	8	16	2	3	1	283
Spain		3			19			2	6		7	4		3	2	1	4	8	4	1	4		1		69
Sri Lanka					3						1														4
St. Vincent & Grenadines							1																		1
Swaziland											1														1
Sweden					8		2	2	1	3	3			1	1	1	1	4			1				28
Switzerland		1			1						2	2									2				8
Syria		1			1																				2
Taiwan					17	2	1	4	4	3	5		1	7	4	1	2	4	6	1	10	2	3		77
Tanzania					1																				1
Thailand		1			5		4	4			5						2	4	1						26
Trinidad & Tobago								1						1						1					3
Tunisia					1											1									2
Turkey		4			13		1	4	1	2	3			2				2			1				33
Uganda																		1							1
Ukraine		1			3				1		3			3				1			1				13
United Kingdom		6			21	1	3	5	3	1	9	2		8	1	3	2	7	1	12	12		1	1	99
Uruguay								1			1														2
Venezuela					3						1			1											5
Vietnam		1			1			1		1	1								1						6
West Bank									1																1
Yemen					1																				1
Zambia					1						1														2
Zimbabwe					2																				2

Total number of participating countries = 110

<b>TOTAL</b>	<b>4</b>	<b>131</b>	<b>6</b>	<b>2</b>	<b>991</b>	<b>76</b>	<b>80</b>	<b>198</b>	<b>180</b>	<b>62</b>	<b>413</b>	<b>62</b>	<b>32</b>	<b>293</b>	<b>75</b>	<b>43</b>	<b>101</b>	<b>291</b>	<b>151</b>	<b>123</b>	<b>189</b>	<b>6</b>	<b>50</b>	<b>7</b>	<b>3566</b>
--------------	----------	------------	----------	----------	------------	-----------	-----------	------------	------------	-----------	------------	-----------	-----------	------------	-----------	-----------	------------	------------	------------	------------	------------	----------	-----------	----------	-------------

FOR NIH USE ONLY

**TOP 20 FOREIGN NATIONALS BY COUNTRY AND IC  
FISCAL YEAR 2011**

COUNTRY	CIT	CLC	FIC	NCCAM	NCI	NEI	NHGRI	NHLBI	NIA	NIAAA	NIAID	NIAMS	NIBIB	NICHD	NIDA	NIDCD	NIDCR	NIDDK	NIEHS	NIMH	NINDS	NINR	NLM	OD	TOTAL
China		21	2	1	194	25	12	57	33	10	59	6	22	47	21	7	17	70	36	29	33		14		716
India		20	1		139	16	6	14	32	8	66	4	2	48	4	4	10	41	29	10	12		6	1	473
Japan					113	6	2	18	8	7	28	10	1	20	6	7	11	22	20	7	14	1	3		304
South Korea		9			75	8	7	16	17	11	25	6	2	26	3	5	5	30	8	8	16	2	3	1	283
Italy		14		1	44		3	4	10	2	13	4		6	6	1	3	12	2	8	12				145
Germany	1	5			30		4	9			23	2		12	1		3	13	6	12	17		1		139
France	1	1	2		33	2	4	8	5	5	23	6		12	5			10	3	5	9		1		135
Canada		6			34	3	4	5	3	1	28	4		8	6		4	5	8	5	9		1	1	135
United Kingdom		6			21	1	3	5	3	1	9	2		8	1	3	2	7	1	12	12		1	1	99
Israel		1			29		1	4	4	1	11	1	1	10	2		3	6	3	5	8		1		91
Taiwan					17	2	1	4	4	3	5		1	7	4	1	2	4	6	1	10	2	3		77
Brazil		7			13			1	1	1	23	1	2	3	4	4	6	2	2	1	3		2		76
Spain		3			19			2	6		7	4		3	2	1	4	8	4	1	4		1		69
Russia		1			17			3	4					5			2	7	1		2		2		44
Turkey		4			13		1	4	1	2	3			2				2			1				33
Argentina	1	1			8		1	2	1	2	4			4			2	2	1		2		1		32
Poland		1			12			5	2		3			5				1	1		1		1		32
Australia		1			7	1	1	1	2	1	4	2		2	2		2	2	1	1	1				31
Mexico	1				8		1	1	1		8			2	1			2	4	1	1				31
Sweden					8		2	2	1	3	3			1	1	1	1	4			1				28
Other*		30	1		157	12	27	33	42	4	68	10	1	62	6	9	24	41	15	17	21	1	9	3	593
<b>TOTAL</b>	<b>4</b>	<b>131</b>	<b>6</b>	<b>2</b>	<b>991</b>	<b>76</b>	<b>80</b>	<b>198</b>	<b>180</b>	<b>62</b>	<b>413</b>	<b>62</b>	<b>32</b>	<b>293</b>	<b>75</b>	<b>43</b>	<b>101</b>	<b>291</b>	<b>151</b>	<b>123</b>	<b>189</b>	<b>6</b>	<b>50</b>	<b>7</b>	<b>3566</b>

\*Other = Totals from countries with less than 28 representatives

FOR NIH USE ONLY

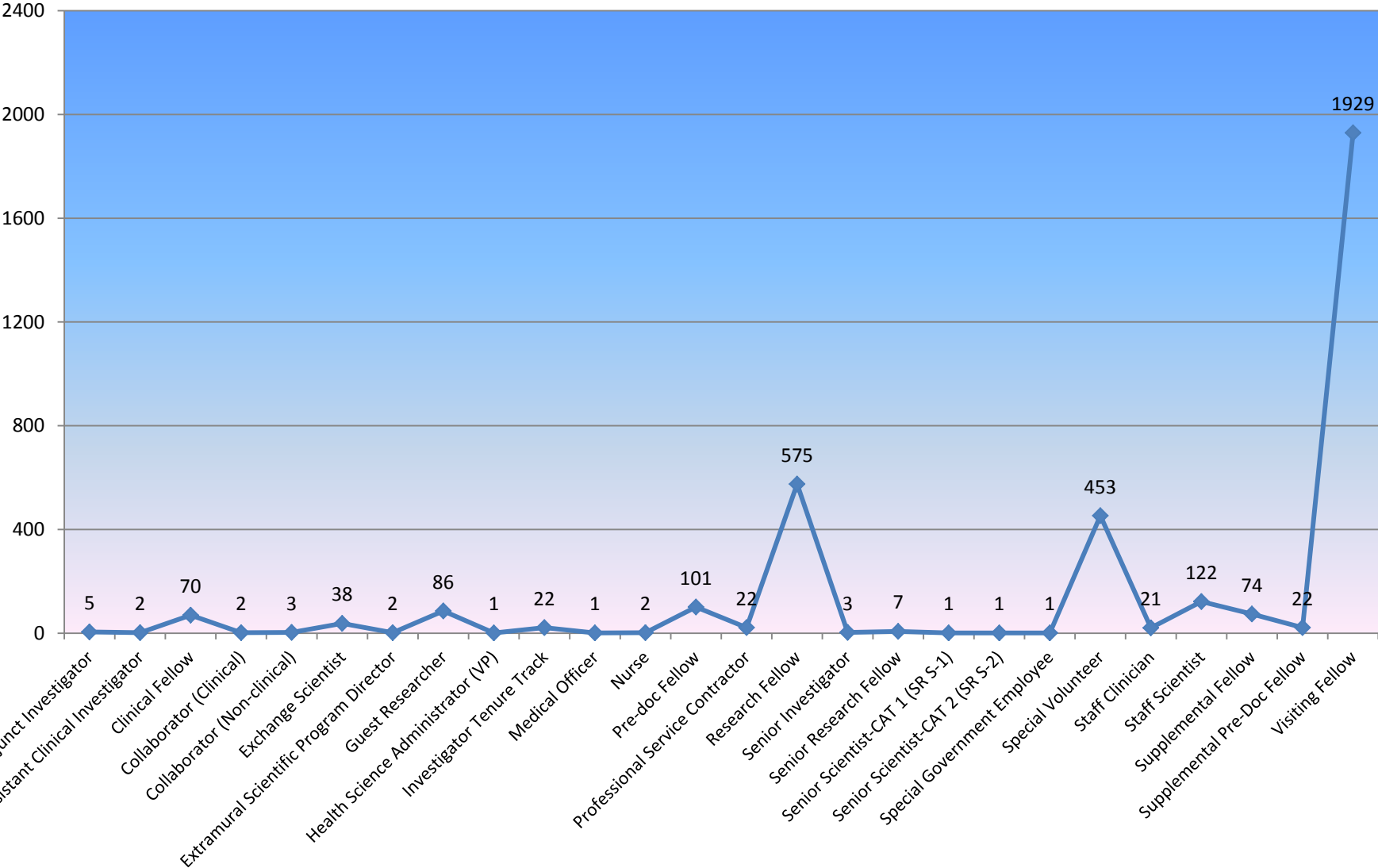
**FOREIGN NATIONALS BY CATEGORY  
FISCAL YEAR 2011**

Category	Number
Adjunct Investigator	5
Assistant Clinical Investigator	2
Clinical Fellow	70
Collaborator (Clinical)	2
Collaborator (Non-clinical)	3
Exchange Scientist	38
Extramural Scientific Program Director	2
Guest Researcher	86
Health Science Administrator (VP)	1
Investigator Tenure Track	22
Medical Officer	1
Nurse	2
Pre-doc Fellow	101
Professional Service Contractor	22
Research Fellow	575
Senior Investigator	3
Senior Research Fellow	7
Senior Scientist-CAT 1 (SR S-1)	1
Senior Scientist-CAT 2 (SR S-2)	1
Special Government Employee	1
Special Volunteer	453
Staff Clinician	21
Staff Scientist	122
Supplemental Fellow	74
Supplemental Pre-Doc Fellow	22
Visiting Fellow	1929
<b>TOTAL</b>	<b>3566</b>

FOR NIH USE ONLY



## FOREIGN NATIONALS BY CATEGORY FISCAL YEAR 2011



**TOTAL FOREIGN NATIONALS: 3566**

**FOREIGN NATIONALS BY COUNTRY AND CATEGORY  
FISCAL YEAR 2011**

COUNTRY	AI	ACI	CF	CC	CNC	ES	ESPD	GR	HSA	ITT	MO	N	PDF	PSC	RF	SI	SRF	SSC1	SSC2	SGE	SV	SC	SS	SF	SPDF	VF	Total
China			1		1			10		2			26	1	147		2				79		23	8	11	405	716
India			16		2	2		6		2			10	1	77						46	4	7		1	299	473
Japan			2					13		1			2	1	36						27		13	34		175	304
South Korea	1		2					7		1			1	1	56						30		9	2	1	172	283
Italy				1				2					2	1	18	2	1				24		6	4	1	83	145
Germany			3					2		3			4	2	17		1	1			28	2	6	3	1	66	139
France	1					1		2		1			5	3	22		1				6		5	1		87	135
Canada			9			1	1	4	1	5	1		2	4	13	1				1	13	3	9	4		63	135
United Kingdom			2					2		3			7	2	27		1				14		3			38	99
Israel	2		2			1		2					4	2	12						10			1		55	91
Taiwan			1					3					1		16						15					41	77
Brazil						1		5					3		7				1		14	2	3		3	37	76
Spain			1					4					2		8						15		3	2		34	69
Russia	1					1		1		1			1		10						6		4	1		18	44
Turkey			1				1	2					4		3						3	1		1		17	33
Poland				1									1		7						4		2			17	32
Argentina			2										2		3						2	1	4			18	32
Australia			1										1		6						4	1				18	31
Mexico			2			1		3					1	1	5						4	1	1			12	31
Sweden			2					2		1			3		2						3		1	3	1	10	28
Greece			5					1					1		1						6	2				11	27
Hungary															5						9		1	1		10	26
Thailand								1							4						6	1		1	1	12	26
Netherlands								3					1		1						6			3	1	7	22
Ireland		1	6					1					1		4							1				8	22
Hong Kong													3		6									1		9	19
Belgium								1							4						4		1			8	18
*Other		1	12			30		9		2		2	13	3	58		1				75	2	20	5	1	199	433
<b>Total</b>	<b>5</b>	<b>2</b>	<b>70</b>	<b>2</b>	<b>3</b>	<b>38</b>	<b>2</b>	<b>86</b>	<b>1</b>	<b>22</b>	<b>1</b>	<b>2</b>	<b>101</b>	<b>22</b>	<b>575</b>	<b>3</b>	<b>7</b>	<b>1</b>	<b>1</b>	<b>1</b>	<b>453</b>	<b>21</b>	<b>122</b>	<b>74</b>	<b>22</b>	<b>1929</b>	<b>3566</b>

\* Other = Totals from countries with less than 18 representatives

AI = Adjunct Investigator  
ACI = Assistant Clinical Investigator  
CF = Clinical Fellow  
CC = Collaborator (Clinical)  
CNC = Collaborator (Non-clinical)  
ES = Exchange Scientist  
ESPD = Extramural Scientific Program Director  
GR = Guest Researcher  
HSA = Health Science Administrator (VP)

ITT = Investigator Tenure Track  
MO = Medical Officer  
N = Nurse  
PDF = Pre-doc Fellow  
PSC = Professional Service Contractor  
RF = Research Fellow  
SI = Senior Investigator  
SRF = Senior Research Fellow  
SSC1 = Senior Scientist-CAT 1 (SR S-1)

SSC2 = Senior Scientist-CAT 2 (SR S-2)  
SGE = Special Government Employee  
SV = Special Volunteer  
SC = Staff Clinician  
SS = Staff Scientist  
SF = Supplemental Fellow  
SPDF = Supplemental Pre-Doc Fellow  
VF = Visiting Fellow

**FOR NIH USE ONLY**

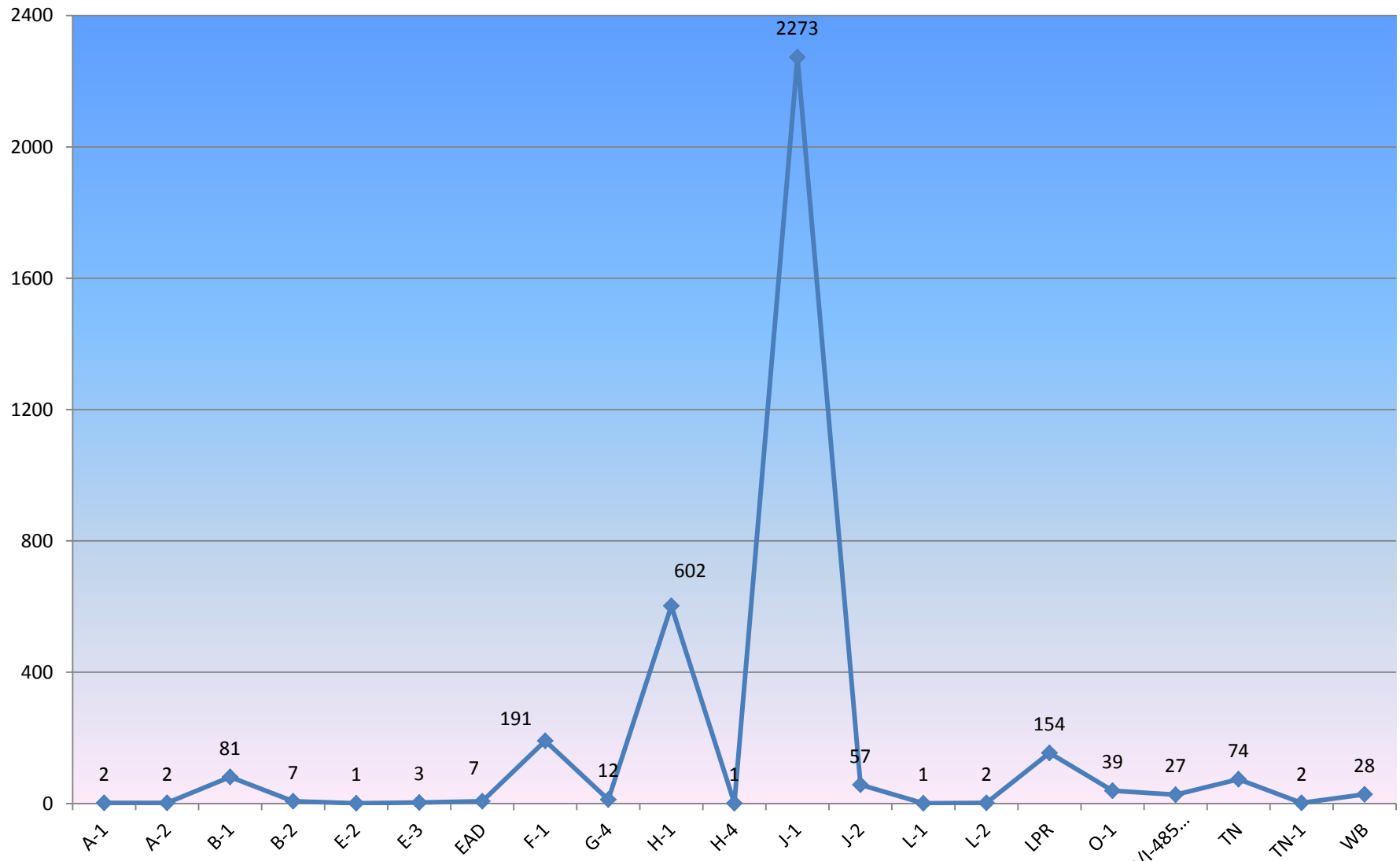
**FOREIGN NATIONALS BY VISA TYPE  
FISCAL YEAR 2011**

---

<b>Visa Type</b>	<b>Number</b>
A-1	2
A-2	2
B-1	81
B-2	7
E-2	1
E-3	3
EAD	7
F-1	191
G-4	12
H-1	602
H-4	1
J-1	2273
J-2	57
L-1	1
L-2	2
LPR	154
O-1	39
PR/I-485 Pending	27
TN	74
TN-1	2
WB	28
<b>TOTAL</b>	<b>3566</b>

FOR NIH USE ONLY

# FOREIGN NATIONALS BY VISA TYPE FISCAL YEAR 2011



TOTAL FOREIGN NATIONALS: 3566

FOR NIH USE ONLY

**FOREIGN NATIONALS BY VISA TYPE AND CATEGORY  
FISCAL YEAR 2011**

COUNTRY	AI	ACI	CF	CC	CNC	ES	ESPD	GR	HSA	ITT	MO	N	PDF	PSC	RF	SI	SRF	SSC1	SSC2	SGE	SV	SC	SS	SF	SPDF	VF	Total	
A-1			1																							1	2	
A-2						1															1							2
B-1						2		10						4							65							81
B-2						1		2													4							7
E-2								1																				1
E-3															3													3
EAD													1								2					4	7	
F-1			1		1	1		4				1	15		2						38		1		1	126	191	
G-4								1				1			1						3		1			5	12	
H-1	2	1	27	2	2		2	7	1	13			1	1	429	1	5	1			25	8	69			5	602	
H-4																											1	1
J-1	1		29			33		53					80	8	36				1		251	1	2	72	21	1685	2273	
J-2								2					1		1						30						23	57
L-1																					1							1
L-2															1						1							2
LPR			4							6			1		81		1				8	5	32			16	154	
O-1	2	1	4							2					7	2	1				2	7	11				39	
PR/I-485 Pending			1					1							7						1		4			13	27	
TN			3					1		1	1		2	3	7					1	4		2	2		47	74	
TN-1																										2	2	
WB								4							6						17					1	28	
<b>Total</b>	<b>5</b>	<b>2</b>	<b>70</b>	<b>2</b>	<b>3</b>	<b>38</b>	<b>2</b>	<b>86</b>	<b>1</b>	<b>22</b>	<b>1</b>	<b>2</b>	<b>101</b>	<b>22</b>	<b>575</b>	<b>3</b>	<b>7</b>	<b>1</b>	<b>1</b>	<b>1</b>	<b>453</b>	<b>21</b>	<b>122</b>	<b>74</b>	<b>22</b>	<b>1929</b>	<b>3566</b>	

AI = Adjunct Investigator  
ACI = Assistant Clinical Investigator  
CF = Clinical Fellow  
CC = Collaborator (Clinical)  
CNC = Collaborator (Non-clinical)  
ES = Exchange Scientist  
ESPD = Extramural Scientific Program Director  
GR = Guest Researcher  
HSA = Health Science Administrator (VP)

ITT = Investigator Tenure Track  
MO = Medical Officer  
N = Nurse  
PDF = Pre-doc Fellow  
PSC = Professional Service Contractor  
RF = Research Fellow  
SI = Senior Investigator  
SRF = Senior Research Fellow  
SSC1 = Senior Scientist-CAT 1 (SR S-1)

SSC2 = Senior Scientist-CAT 2 (SR S-2)  
SGE = Special Government Employee  
SV = Special Volunteer  
SC = Staff Clinician  
SS = Staff Scientist  
SF = Supplemental Fellow  
SPDF = Supplemental Pre-Doc Fellow  
VF = Visiting Fellow

**FOREIGN NATIONALS - ALL CATEGORIES - BY COUNTRY  
FISCAL YEAR 2011**

Country	Number
Albania	4
Algeria	4
Argentina	32
Armenia	4
Australia	31
Austria	17
Azerbaijan	1
Bangladesh	9
Belarus	3
Belgium	18
Benin	1
Bhutan	1
Bolivia	3
Bosnia and Herzegovina	2
Brazil	76
Bulgaria	9
Cambodia	1
Cameroon	2
Canada	135
Chile	15
China	716
Colombia	14
Croatia	5
Cuba	1
Cyprus	1
Czech Republic	16
Denmark	13
Ecuador	1
Egypt	12
El Salvador	1
Estonia	1
Ethiopia	4
Finland	10
France	135
Gabon	1
Georgia	3
Germany	139
Ghana	4
Greece	27
Guatemala	1
Haiti	1
Hong Kong	19
Hungary	26
Iceland	5
India	473
Indonesia	4
Iran	16
Ireland	22
Israel	91
Italy	145
Jamaica	1
Japan	304
Jordan	2
Kenya	3
Kuwait	1
Lebanon	10

Country	Number
Libya	1
Macedonia	2
Malaysia	10
Mali	3
Mauritania	1
Mexico	31
Moldova	1
Mongolia	7
Morocco	2
Namibia	1
Nepal	8
Netherlands	22
New Zealand	13
Nicaragua	1
Nigeria	13
Norway	8
Pakistan	12
Panama	1
Paraguay	3
Peru	4
Philippines	16
Poland	32
Portugal	10
Romania	16
Russia	44
Saudi Arabia	4
Serbia	4
Singapore	11
Slovakia	10
South Africa	9
South Korea	283
Spain	69
Sri Lanka	4
St. Vincent and The Grenadines	1
Swaziland	1
Sweden	28
Switzerland	8
Syria	2
Taiwan	77
Tanzania	1
Thailand	26
Trinidad & Tobago	3
Tunisia	2
Turkey	33
Uganda	1
Ukraine	13
United Kingdom	99
Uruguay	2
Venezuela	5
Vietnam	6
West Bank	1
Yemen	1
Zambia	2
Zimbabwe	2
<b>Total</b>	<b>3566</b>

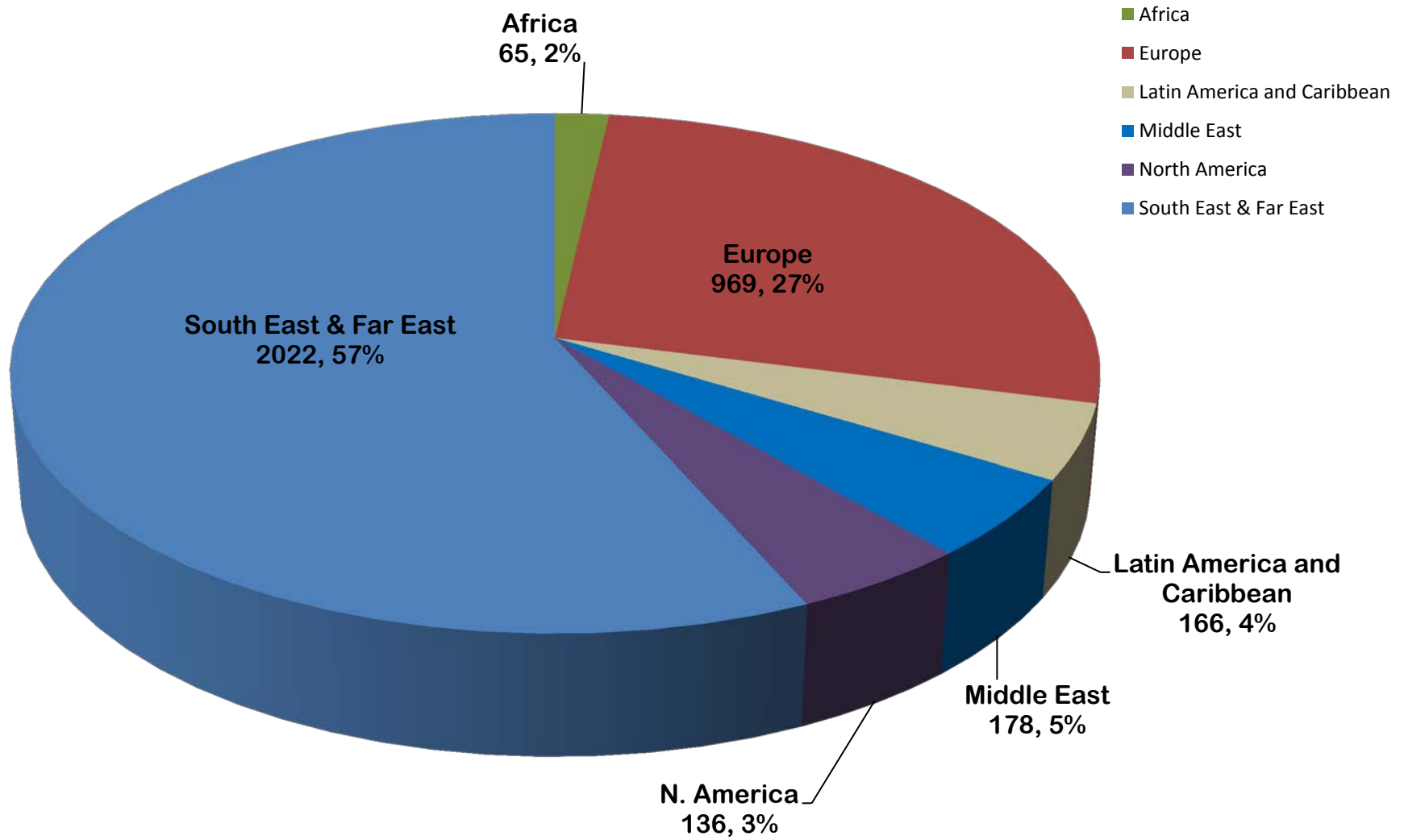
FOR NIH USE ONLY

**FOREIGN NATIONALS BY REGION  
FISCAL YEAR 2011**

---

<b>Region</b>	<b>Number</b>
Africa	65
Europe	969
Latin America and Caribbean	166
Middle East	178
North America	166
South East & Far East	2022
<b>TOTAL</b>	<b>3566</b>

# FOREIGN NATIONALS BY REGION FISCAL YEAR 2011



TOTAL FOREIGN NATIONALS: 3566

FOR NIH USE ONLY



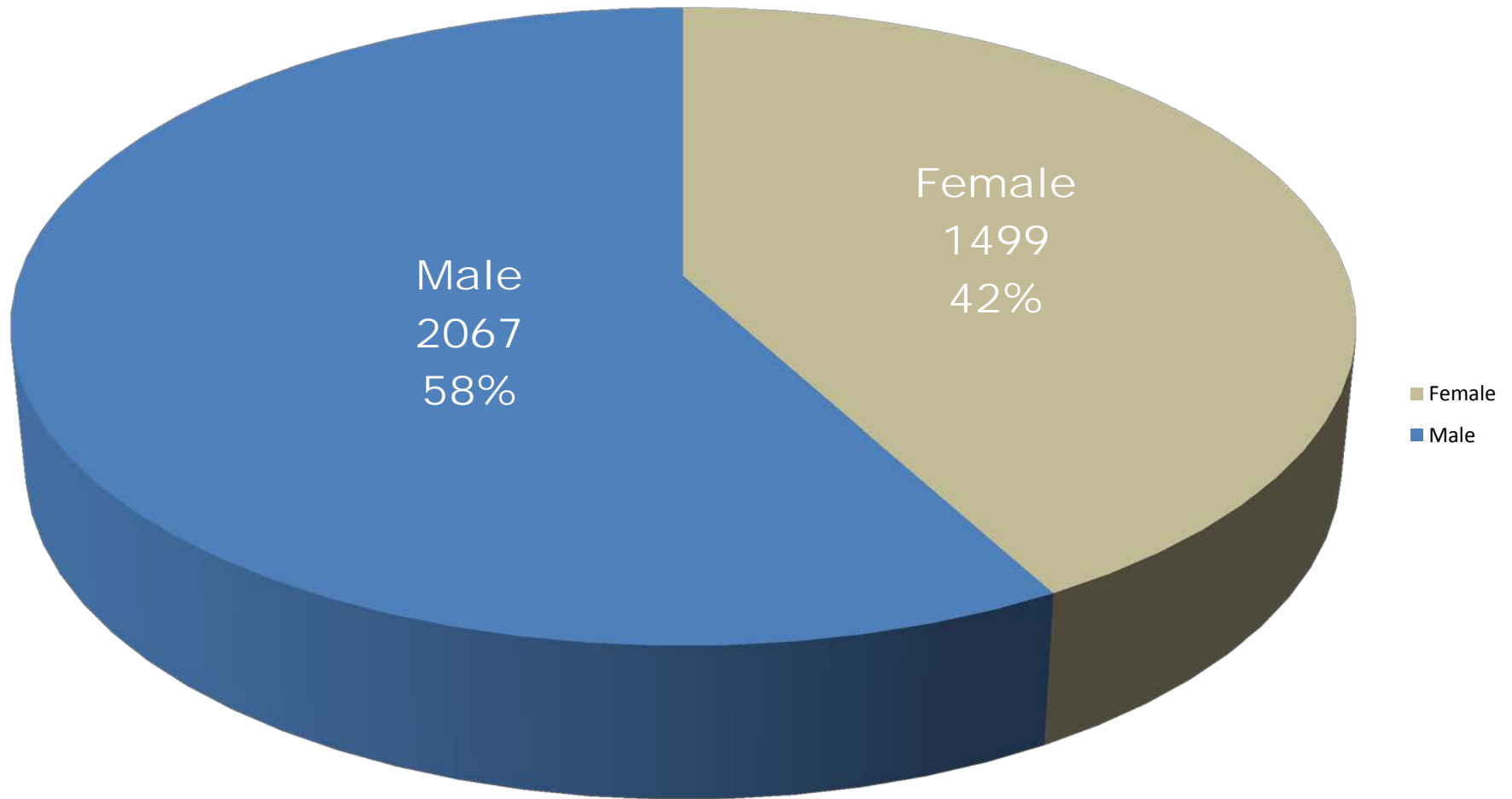
**FOREIGN NATIONALS BY GENDER  
FISCAL YEAR 2011**

---

<b>Gender</b>	<b>Number</b>
Female	1499
Male	2067
<b>TOTAL</b>	<b>3566</b>

FOR NIH USE ONLY

**FOREING NATIONALS BY GENDER  
FISCAL YEAR 2011**



**TOTAL FOREIGN NATIONALS: 3566**

**FOR NIH USE ONLY**

**FOREIGN NATIONALS BY COUNTRY AND GENDER  
FISCAL YEAR 2011**

Country	Female	Male
Albania	4	
Algeria	3	1
Argentina	20	12
Armenia	3	1
Australia	20	11
Austria	7	10
Azerbaijan	1	
Bangladesh	2	7
Belarus		3
Belgium	7	11
Benin		1
Bhutan		1
Bolivia	2	1
Bosnia and Herzegovina	2	
Brazil	39	37
Bulgaria	8	1
Cambodia	1	
Cameroon		2
Canada	53	82
Chile	4	11
China	317	399
Colombia	4	10
Croatia	5	
Cuba		1
Cyprus		1
Czech Republic	6	10
Denmark	6	7
Ecuador	1	
Egypt	5	7
El Salvador	1	
Estonia	1	
Ethiopia	1	3
Finland	5	5
France	67	68
Gabon		1
Georgia	2	1
Germany	64	75
Ghana	1	3
Greece	14	13
Guatemala	1	
Haiti	1	
Hong Kong	10	9
Hungary	10	16
Iceland	2	3
India	155	318
Indonesia	3	1
Iran	7	9
Ireland	11	11
Israel	35	56
Italy	79	66
Jamaica		1
Japan	68	236
Jordan		2
Kenya	1	2
Kuwait		1
Lebanon	8	2

Country	Female	Male
Libya	1	
Macedonia	1	1
Malaysia	6	4
Mali		3
Mauritania		1
Mexico	17	14
Moldova	1	
Mongolia	4	3
Morocco	2	
Namibia	1	
Nepal	4	4
Netherlands	16	6
New Zealand	7	6
Nicaragua		1
Nigeria	6	7
Norway	1	7
Pakistan	4	8
Panama		1
Paraguay	1	2
Peru	1	3
Philippines	11	5
Poland	19	13
Portugal	8	2
Romania	10	6
Russia	15	29
Saudi Arabia	1	3
Serbia	3	1
Singapore	4	7
Slovakia	3	7
South Africa	6	3
South Korea	97	186
Spain	42	27
Sri Lanka	2	2
St. Vincent and The Grenadines		1
Swaziland	1	
Sweden	17	11
Switzerland	6	2
Syria	1	1
Taiwan	29	48
Tanzania	1	
Thailand	14	12
Trinidad & Tobago	2	1
Tunisia	1	1
Turkey	10	23
Uganda	1	
Ukraine	7	6
United Kingdom	41	58
Uruguay	2	
Venezuela	2	3
Vietnam		6
West Bank	1	
Yemen		1
Zambia	1	1
Zimbabwe	1	1
<b>TOTAL</b>	<b>1499</b>	<b>2067</b>
<b>GRAND TOTAL</b>	<b>3566</b>	

FOR NIH USE ONLY

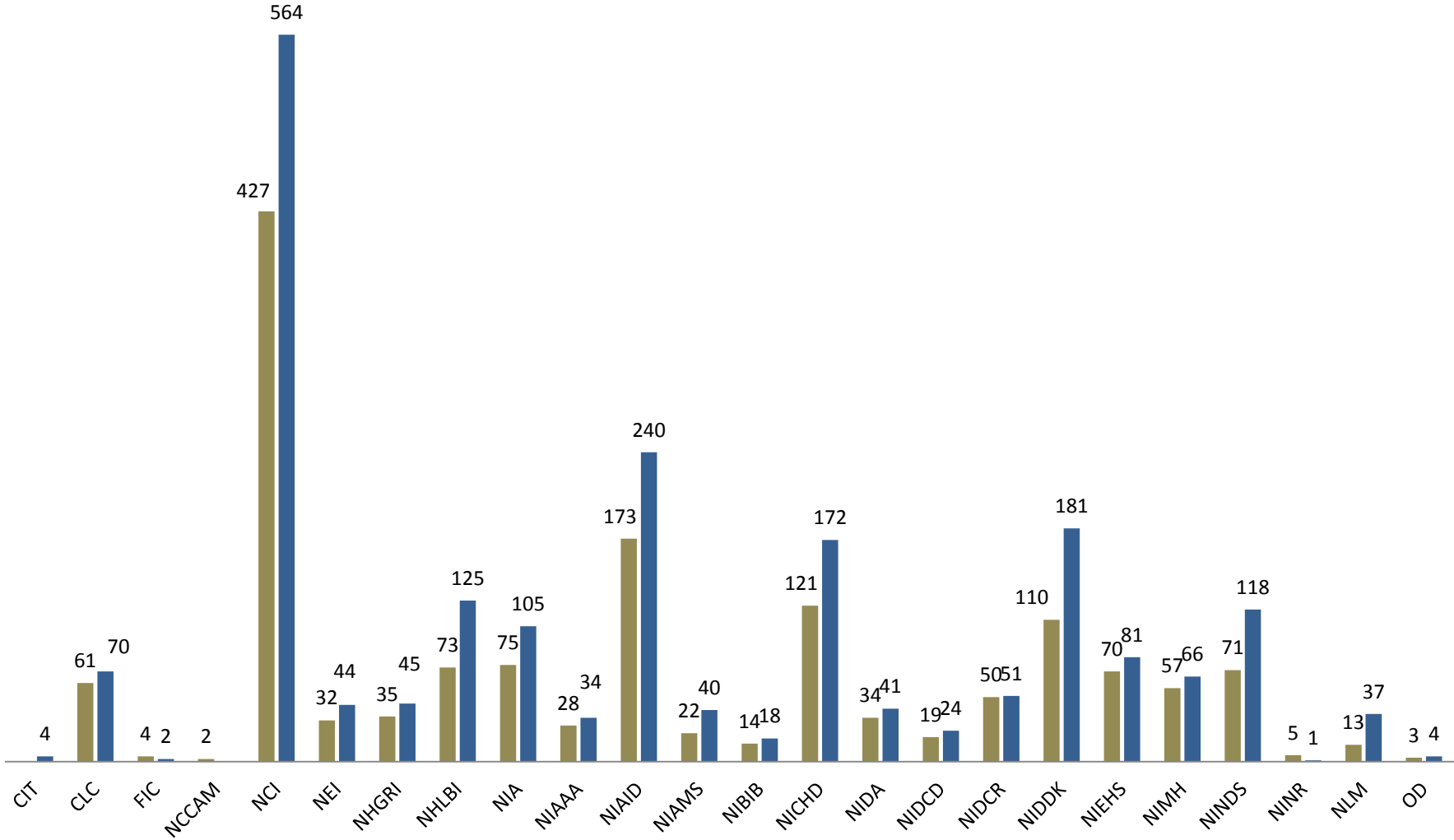
**FOREIGN NATIONALS BY IC AND GENDER  
FISCAL YEAR 2011**

<b>IC</b>	<b>Female</b>	<b>Male</b>	<b>Total</b>
CIT		4	4
CLC	61	70	131
FIC	4	2	6
NCCAM	2		2
NCI	427	564	991
NEI	32	44	76
NHGRI	35	45	80
NHLBI	73	125	198
NIA	75	105	180
NIAAA	28	34	62
NIAID	173	240	413
NIAMS	22	40	62
NIBIB	14	18	32
NICHD	121	172	293
NIDA	34	41	75
NIDCD	19	24	43
NIDCR	50	51	101
NIDDK	110	181	291
NIEHS	70	81	151
NIMH	57	66	123
NINDS	71	118	189
NINR	5	1	6
NLM	13	37	50
OD	3	4	7
<b>TOTAL</b>	<b>1499</b>	<b>2067</b>	<b>3566</b>

FOR NIH USE ONLY

# FOREIGN NATIONALS BY IC AND GENDER FISCAL YEAR 2011

■ Female ■ Male



**TOTAL FOREIGN NATIONALS: 3566**

FOR NIH USE ONLY

**FOREIGN NATIONALS BY CATEGORY AND GENDER  
FISCAL YEAR 2011**

<b>Category</b>	<b>Female</b>	<b>Male</b>	<b>Total</b>
Adjunct Investigator	1	4	5
Assistant Clinical Investigator		2	2
Clinical Fellow	35	35	70
Collaborator (Clinical)	2		2
Collaborator (Non-clinical)	1	2	3
Exchange Scientist	21	17	38
Extramural Scientific Program Director		2	2
Guest Researcher	32	54	86
Health Science Administrator (VP)		1	1
Investigator Tenure Track	5	17	22
Medical Officer	1		1
Nurse	2		2
Pre-doc Fellow	59	42	101
Professional Service Contractor	4	18	22
Research Fellow	236	339	575
Senior Investigator	1	2	3
Senior Research Fellow	4	3	7
SENIOR SCIENTIST-CAT 1 (SR S-1)		1	1
SENIOR SCIENTIST-CAT 2 (SR S-2)		1	1
Special Government Employee		1	1
Special Volunteer	219	234	453
Staff Clinician	8	13	21
Staff Scientist	46	76	122
Supplemental Fellow	27	47	74
Supplemental Pre-Doc Fellow	13	9	22
Visiting Fellow	782	1147	1929
<b>TOTAL</b>	<b>1499</b>	<b>2067</b>	<b>3566</b>

FOR NIH USE ONLY

**FOREIGN NATIONALS BY VISA TYPE AND GENDER  
FISCAL YEAR 2011**

<b>Visa Type</b>	<b>Female</b>	<b>Male</b>	<b>Total</b>
A-1	2		2
A-2	1	1	2
B-1	31	50	81
B-2	3	4	7
E-2		1	1
E-3	2	1	3
EAD	5	2	7
F-1	84	107	191
G-4	9	3	12
H-1	242	360	602
H-4		1	1
J-1	927	1346	2273
J-2	49	8	57
L-1	1		1
L-2	2		2
LPR	71	83	154
O-1	12	27	39
PR/I-485 Pending	14	13	27
TN	34	40	74
TN-1		2	2
WB	10	18	28
<b>TOTAL</b>	<b>1499</b>	<b>2067</b>	<b>3566</b>

FOR NIH USE ONLY

**NEW FOREIGN NATIONALS\* BY IC AND CATEGORY  
FISCAL YEAR 2011**

IC	ACI	CF	CC	CNC	ES	ESPD	GR	ITT	N	PDF	PSC	RF	SRF	SSC1	SSC2	SGE	SV	SC	SS	SF	SPDF	VF	Total
CIT											2												2
CLC	1	1					4		1	1		2					39					8	57
FIC					2												1						3
NCCAM																	1						1
NCI		5			34		20	1		7		58					43	1	2	5		89	265
NEI							1			1	1	5					5		1	1		9	24
NHGRI		1									1	4				1	7					11	25
NHLBI			1							1	1	14					20		3	3		24	67
NIA							1			1		5					15		2			26	50
NIAAA							3			1		2					2				1	12	21
NIAID		1		1	1		7			4		27		1			25		5	1		54	127
NIAMS		3					3			2	1	7			1		1			1		3	22
NIBIB												1					5			1	4	3	14
NICHD		2					1	1		3	1	13					24		2	1	1	50	99
NIDA							3			1							5		1	1		11	22
NIDCD										1		4					2				2	2	11
NIDCR											2	8					8	1		1		16	36
NIDDK		3				1	1			3		3	1				17		1	2	1	47	80
NIEHS							6			1		10					5					17	39
NIMH							1			1		6					16					12	36
NINDS		5					2				6	15					24		1	1	2	13	69
NLM										1		5					1		4			2	13
OD							1										1					1	3

<b>Total</b>	<b>1</b>	<b>21</b>	<b>1</b>	<b>1</b>	<b>37</b>	<b>1</b>	<b>54</b>	<b>2</b>	<b>1</b>	<b>29</b>	<b>15</b>	<b>189</b>	<b>1</b>	<b>1</b>	<b>1</b>	<b>1</b>	<b>267</b>	<b>2</b>	<b>22</b>	<b>18</b>	<b>11</b>	<b>410</b>	<b>1086</b>
--------------	----------	-----------	----------	----------	-----------	----------	-----------	----------	----------	-----------	-----------	------------	----------	----------	----------	----------	------------	----------	-----------	-----------	-----------	------------	-------------

\*New Foreign Nationals at NIH from October 1, 2010 to September 30, 2011

ACI = Assistant Clinical Investigator

CF = Clinical Fellow

CC = Collaborator (Clinical)

CNC = Collaborator (Non-clinical)

ES = Exchange Scientist

ESPD = Extramural Scientific Program Director

GR = Guest Researcher

ITT = Investigator Tenure Track

N = Nurse

PDF = Pre-doc Fellow

PSC = Professional Service Contractor

RF = Research Fellow

SRF = Senior Research Fellow

SSC1 = Senior Scientist-CAT 1 (SR S-1)

SSC2 = Senior Scientist-CAT 2 (SR S-2)

SGE = Special Government Employee

SV = Special Volunteer

SC = Staff Clinician

SS = Staff Scientist

SF = Supplemental Fellow

SPDF = Supplemental Pre-Doc Fellow

VF = Visiting Fellow

**FOR NIH USE ONLY**



**TOP 20 NEW FOREIGN NATIONALS\* BY COUNTRY AND CATEGORY  
FISCAL YEAR 2011**

IC	ACI	CF	CC	CNC	ES	ESPD	GR	ITT	N	PDF	PSC	RF	SRF	SSC1	SSC2	SGE	SV	SC	SS	SF	SPDF	VF	Total
China		1		1			6			8	1	42	1				42		9	1	4	92	208
India		7			2		5			5	1	21					27		1		1	73	143
Japan							8				1	11					14		1	13		39	87
South Korea		1					1					16					19		4			40	81
Germany		1					1	1		2	2	5		1			16		1		1	11	42
United Kingdom		1					1			2	2	11					11					13	41
Canada							3	1			1	5				1	9	1	1	1		18	41
France					1					2	3	11					4					14	35
Italy												6					14			2	1	9	32
Brazil					1		3			1		4			1		8				3	6	27
Spain							4			1		4					8					7	24
Taiwan							1			1		7					8					7	24
Israel					1		2				1	4					6					1	15
Russia					1		1					3					5					4	14
Australia												3					3					6	12
Turkey						1	2			1		1					3			1		2	11
Belgium							1					2					4		1			3	11
Poland			1									3					3					3	10
Sweden		2					1			1		1					3					1	9
Mexico					1		3			1		1					2					1	9
** Other	1	8	0	0	30	0	11	0	1	4	3	28	0	0	0	0	58	1	4	0	1	60	210

<b>Total</b>	<b>1</b>	<b>21</b>	<b>1</b>	<b>1</b>	<b>37</b>	<b>1</b>	<b>54</b>	<b>2</b>	<b>1</b>	<b>29</b>	<b>15</b>	<b>189</b>	<b>1</b>	<b>1</b>	<b>1</b>	<b>1</b>	<b>267</b>	<b>2</b>	<b>22</b>	<b>18</b>	<b>11</b>	<b>410</b>	<b>1086</b>
--------------	----------	-----------	----------	----------	-----------	----------	-----------	----------	----------	-----------	-----------	------------	----------	----------	----------	----------	------------	----------	-----------	-----------	-----------	------------	-------------

\*New Foreign Nationals at NIH from October 1, 2010 to September 30, 2011

\*\*Other = Totals from countries with less than 11 new representatives

ACI = Assistant Clinical Investigator

CF = Clinical Fellow

CC = Collaborator (Clinical)

CNC = Collaborator (Non-clinical)

ES = Exchange Scientist

ESPD = Extramural Scientific Program Director

GR = Guest Researcher

ITT = Investigator Tenure Track

N = Nurse

PDF = Pre-doc Fellow

PSC = Professional Service Contractor

RF = Research Fellow

SRF = Senior Research Fellow

SSC1 = Senior Scientist-CAT 1 (SR S-1)

SSC2 = Senior Scientist-CAT 2 (SR S-2)

SGE = Special Government Employee

SV = Special Volunteer

SC = Staff Clinician

SS = Staff Scientist

SF = Supplemental Fellow

SPDF = Supplemental Pre-Doc Fellow

VF = Visiting Fellow

**FOR NIH USE ONLY**

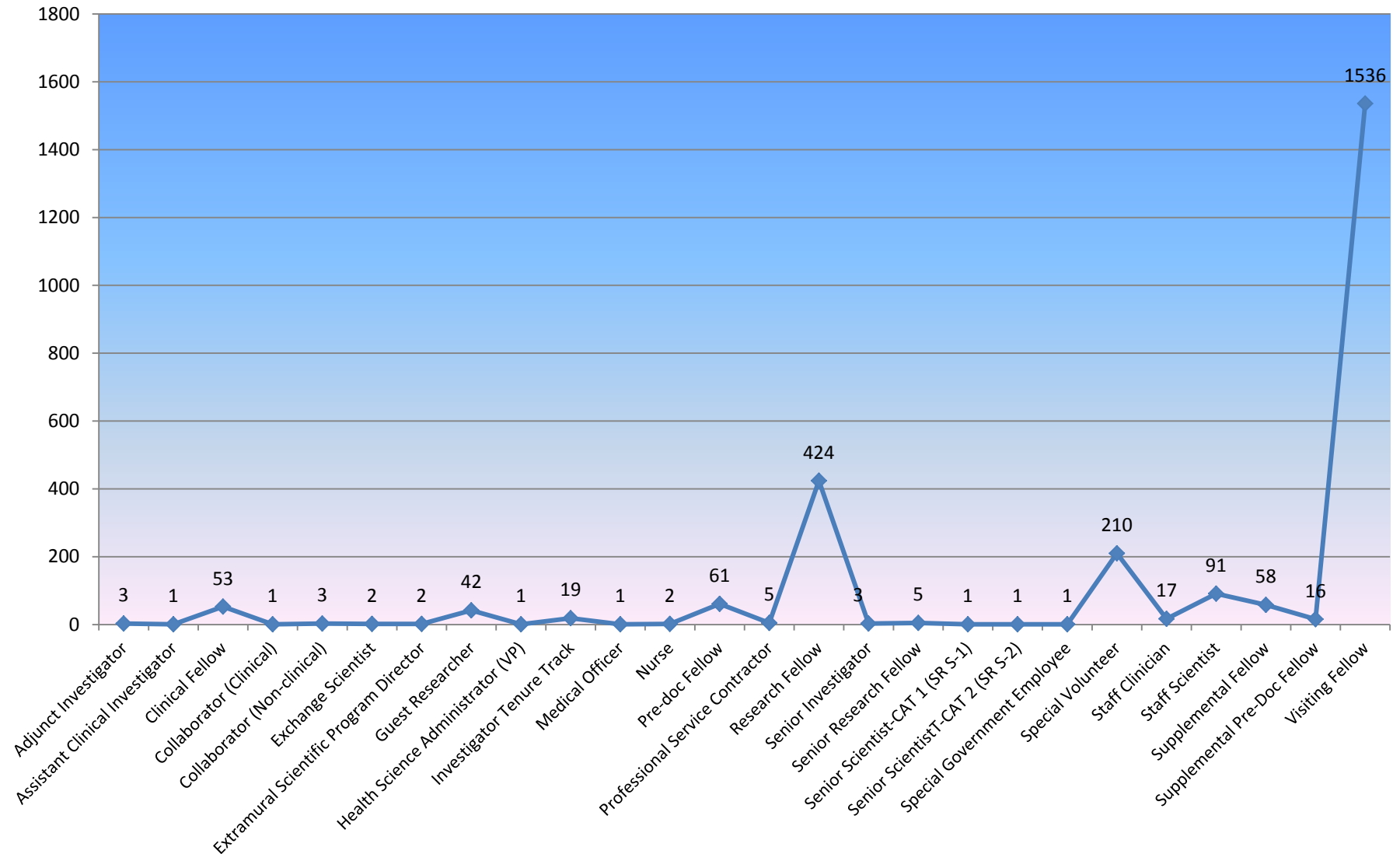
**ACTIVE FOREIGN SCIENTISTS\* BY CATEGORY  
FISCAL YEAR 2011**

<b>Category</b>	<b>Number</b>
Adjunct Investigator	3
Assistant Clinical Investigator	1
Clinical Fellow	53
Collaborator (Clinical)	1
Collaborator (Non-clinical)	3
Exchange Scientist	2
Extramural Scientific Program Director	2
Guest Researcher	42
Health Science Administrator (VP)	1
Investigator Tenure Track	19
Medical Officer	1
Nurse	2
Pre-doc Fellow	61
Professional Service Contractor	5
Research Fellow	424
Senior Investigator	3
Senior Research Fellow	5
Senior Scientist-CAT 1 (SR S-1)	1
Senior ScientistT-CAT 2 (SR S-2)	1
Special Government Employee	1
Special Volunteer	210
Staff Clinician	17
Staff Scientist	91
Supplemental Fellow	58
Supplemental Pre-Doc Fellow	16
Visiting Fellow	1536
<b>TOTAL</b>	<b>2559</b>

\*Foreign Nationals at NIH as of 9/30/2011

FOR NIH USE ONLY

## ACTIVE FOREIGN SCIENTISTS BY CATEGORY FISCAL YEAR 2011



**TOTAL ACTIVE FOREIGN SCIENTISTS: 2559**

**FOR NIH USE ONLY**