



Division of  
**INTERNATIONAL SERVICES**  
An OHS Service for the NIH Community



---

**STATISTICAL SUMMARY OF FOREIGN SCIENTISTS  
AT THE NATIONAL INSTITUTES OF HEALTH**

**FISCAL YEAR  
2010**

---



**OFFICE OF RESEARCH SERVICES**

*Serving the NIH Community*

**FOR NIH USE ONLY**

## TABLE OF CONTENTS FISCAL YEAR 2010

Table	Foreign Nationals by IC and Category
Table	Foreign Nationals by Country and IC (1 of 3)
Table	Foreign Nationals by Country and IC (2 of 3)
Table	Foreign Nationals by Country and IC (3 of 3)
Table	Top 20 Foreign Nationals by Country and IC
Table	Foreign Nationals by Category
Chart	Foreign Nationals by Category
Table	Foreign Nationals by Country and Category
Table	Foreign Nationals by Visa Type
Chart	Foreign Nationals by Visa Type
Table	Foreign Nationals by Visa Type and Category
Table	Foreign Nationals - All Categories by Country
Table	Foreign Nationals by Region
Chart	Foreign Nationals by Region
Table	Foreign Nationals by Gender
Chart	Foreign Nationals by Gender
Table	Foreign Nationals by Country and Gender
Table	Foreign Nationals by IC and Gender
Chart	Foreign Nationals by IC and Gender
Table	Foreign Nationals by Category and Gender
Table	Foreign Nationals by Visa and Gender
Table	New Foreign Nationals by IC & Category
Table	Top 20 New Foreign Nationals by Country and Category
Table	Active Foreign Scientists by Category
Chart	Active Foreign Scientists by Category

**FOREIGN NATIONALS BY IC AND CATEGORY  
FISCAL YEAR 2010**

IC	AI	CF	ES	GR	HSA	ITT	MO	N	PDF	PSC	RF	SI	SRF	SV	SC	SS	SF	SPF	VF	Total
CIT										1						1				2
CLC		3		7				1	1		7			53	5	6	1		49	133
FIC			1													1			1	3
NCCAM											1								2	3
NCI		22	34	14		15			20	2	163			102	5	21	9	3	673	1083
NEI		2	1	3		1			1		16			8	1	3	1		55	92
NHGRI		4							5		13	1		9	1	6	3		36	78
NHLBI		3		1		1			7	3	44	1	1	23	2	26	1		107	220
NIA	1		1	8		3			3		9		1	27	4	3	3	1	142	206
NIAAA				6					2		6			2		7	2		31	56
NIAID	2	5		13		7	1		15		60	4		29	7	13	6	4	273	439
NIAMS		2	1	8						1	18			1		5			38	74
NIBIB									1		4			8			4	4	7	28
NICHHD	1	5		1		1			18	4	32		2	41		8	3	1	182	299
NIDA			2	10					3	3	7			9		2	1		39	76
NIDCD									4		9			3			1		34	51
NIDCR	1		1		1				2	1	26		1	12		2			59	106
NIDDK		4		3		1			3		40			25		8	4		215	303
NIEHS			1	3		1			4		35	1		24		5	1		98	173
NIMH		2		1					8		32		1	18	2	5	3	1	75	148
NINDS	3	5	1	2					7	6	36		2	37		7	10	1	84	201
NINR				1							1			2					3	7
NLM						1				1	8			1		14	1		29	55
OD				1										4						5

<b>Total</b>	<b>8</b>	<b>57</b>	<b>43</b>	<b>82</b>	<b>1</b>	<b>31</b>	<b>1</b>	<b>1</b>	<b>104</b>	<b>22</b>	<b>567</b>	<b>7</b>	<b>8</b>	<b>438</b>	<b>27</b>	<b>143</b>	<b>54</b>	<b>15</b>	<b>2232</b>	<b>3841</b>
--------------	----------	-----------	-----------	-----------	----------	-----------	----------	----------	------------	-----------	------------	----------	----------	------------	-----------	------------	-----------	-----------	-------------	-------------

AI = Adjunct Investigator  
 CF = Clinical Fellow  
 ES = Exchange Scientist  
 GR = Guest Researcher  
 HSA = Health Science Administrator  
 ITT = Investigator Tenure Track  
 MO = Medical Officer  
 N = Nurse  
 PDF = Pre-doc Fellow  
 PSC = Professional Service Contractor

RF = Research Fellow  
 SI = Senior Investigator  
 SRF = Senior Research Fellow  
 SV = Special Volunteer  
 SC = Staff Clinician  
 SS = Staff Scientist  
 SF = Supplemental Fellow  
 SPDF = Supplemental Pre-Doc Fellow  
 VF = Visiting Fellow

**FOR NIH USE ONLY**

**FOREIGN NATIONALS BY COUNTRY AND IC  
FISCAL YEAR 2010**

(PART 1 OF 3) Cont..

COUNTRY	CIT	CLC	FIG	NCCAM	NCI	NEI	NHGRI	NHLBI	NIA	NIAAA	NIAID	NIAMS	NIBIB	NICHD	NIDA	NIDCD	NIDCR	NIDDK	NIHS	NIMH	NINDS	NINR	NLM	OD	TOTAL	
Albania																							1		1	
Algeria		1																			1					2
Argentina	1	4			9		2	3	2	2	5			5			1	3	3		2		1		43	
Armenia									2					2							1					5
Australia		1			11	1			1	1	10	2		1	1		3	2	1		2					37
Austria					3	1		1	2		1			1				1		1	2		2			15
Bangladesh					1				1		3			1		1		1	1							9
Barbados								1																		1
Belarus					1			1											1							3
Belgium					3		1		2		2						1	1				1				11
Bhutan														1												1
Bolivia					1	1					1															3
Bosnia and Herzegovina											1															1
Brazil		6			11		1	2	1		29		3	3	2	2	10	1	3	1	5		2		82	
Bulgaria					4	1	1				2															8
Cambodia					1																					1
Cameroon					1																					1
Canada		8			29	3	3	4	6	2	27	4		10	6		4	9	8	6	6		1		136	
Chile					2		2	1						6			3			2	1					17
China		17	1		201	29	10	59	40	12	58	7	18	40	25	12	17	77	45	34	36		16	1	755	
Colombia					5		4				1												2			12
Croatia					4						1			1												6
Cuba																		1								1
Cyprus																					1					1
Czech Rep.					4				2		3	2		2		2		1								16
Denmark					5			1	4		1			1			1		1							14
Ecuador					1			1											1							3
Egypt		2			4				1					1					1		1		1			11
Eritrea																			1							1
Estonia														2												2
Ethiopia					2						1			1												4
Finland					2				1		1				1					2	2	2				11
France			2		35	2	5	13	5	3	22	8		17	4			12	2	8	11		4		153	
Gabon											1															1
Gambia					1																					1
Georgia					4						2															6

**FOREIGN NATIONALS BY COUNTRY AND IC  
FISCAL YEAR 2010**

(PART 2 OF 3) Cont..

COUNTRY	CIT	CLC	FIG	NCCAM	NCI	NEI	NHGRI	NHLBI	NIA	NIAAA	NIAID	NIAMS	NIBIB	NICHD	NIDA	NIDCD	NIDCR	NIDDK	NIHS	NIMH	NINDS	NINR	NLM	OD	TOTAL
Germany		7			37	2	1	6	3		22	3		14	1		5	15	8	15	16				155
Ghana		1			2													1							4
Greece		1			4		1		3		2	2		8		1	1	1			2				26
Guatemala											1														1
Haiti															1										1
Hong Kong					4	1	1	1	3		2			9		1	1			1					24
Hungary		1			13			1		2	2				1		5	4	1	1				1	32
Iceland					3				1																4
India		22		1	154	19	5	11	32	5	73	6	1	48	5	7	13	45	30	11	14		8	1	511
Indonesia					3	1		1																	5
Iran					3	1	1					2		2				2							11
Ireland		1			13		1	4	1		3						1	1							25
Israel		1			32	1	1	5	6	1	7	3	1	11	2		1	7	3	5	7		1		95
Italy		13		1	53	1	2	5	12	2	15	6		6	7	1	2	11	3	7	14				161
Japan		2			111	9	4	24	9	7	32	11	1	19	5	6	14	19	23	12	18	1	3		330
Jordan					1			1	1																3
Kazakhstan		1																							1
Kenya					1				1					1					1						4
Lebanon		1			3	1			1		1			1							1				9
Libya																		1							1
Lichtenstein											1														1
Lithuania																			1						1
Macedonia					2																				2
Malaysia					4			3	2								1	1	1						12
Mali											1										3				4
Mexico	1				5		2	1	1		7	1		2	2			2	4	2	1				31
Mongolia		1			3				5												1				10
Morocco														1										1	2
Nepal					2				1					1										1	5
Netherlands					2			3	2		6	1		2	1		3	2		4	2				28
New Zealand					4			1			3	1								1	2		2		14
Nicaragua					1																				1
Nigeria		2			4	2	1		1									2							12
Norway		1			3			1	1		1							2							9
Pakistan		1			2			2	1					1		3		1							11
Panama											2														2
Paraguay											1							1							2

**FOREIGN NATIONALS BY COUNTRY AND IC  
FISCAL YEAR 2010**

(PART 3 OF 3)

COUNTRY	CIT	CLC	FIC	NCCAM	NCI	NEI	NHGRI	NHLBI	NIA	NIAAA	NIAID	NIAMS	NIBIB	NICHD	NIDA	NIDCD	NIDCR	NIDDK	NIEHS	NIMH	NINDS	NINR	NLM	OD	TOTAL
Peru		1			2		1				2							1							7
Philippines					6		1	2			1			6				1							17
Poland		1			17	1		4	2	2	3			6				1	3		1		1		42
Portugal					4		1	2	3		1							2		1					14
Qatar																								1	1
Romania		1			2	1	1	2	2		1			1			1		1	1					14
Russia		3			23			3	4				1	8		1	1	6	1				2		53
Senegal					2																				2
Serbia					3									2											5
Singapore		2			4				1		1							1	2	1					12
Slovakia					2				1					1	1		3	1		2					11
Slovenia														1											1
South Africa		3			5				1		2	1								1					13
S. Korea		10		1	89	8	9	25	19	8	29	6	2	23	3	7	5	28	14	7	18	2	3	1	317
Spain		4			19	2	1	1	2		5	2		3	2	1	4	8	3	2	2		1		62
Sri Lanka					3						1							1							5
St. Vincent Grenadines							1																		1
Sweden					9		2	3	2	3	4			1	1	1		3							29
Switzerland		1							1		1	2		2	1							4			12
Syria					2																	1			3
Taiwan					17	2	3	5	5	2	4		1	9	3	1		6	4	3	10	2	1		78
Tanzania					2																				2
Thailand		1			5		3	6			6							2	3	1					27
Trinidad & Tobago								1						1						1					3
Tunisia					1											1									2
Turkey		2			13		1	4	1	1	3			1				2	3	1	1				33
Uganda					1													1							2
Ukraine		2			4				1		5			3				1			1				17
United Kingdom		7			26	2	5	4	3	2	12	4		9	1	3	2	7	1	13	12		1		114
Uruguay					1			1																	2
Venezuela					4						1			1											6
Vietnam										1	2								1						4
West Bank									1																1
Yemen					1																				1
Zambia											1														1
Zimbabwe					2																				2

Total number of participating countries = 109

<b>TOTAL</b>	<b>2</b>	<b>133</b>	<b>3</b>	<b>3</b>	<b>1083</b>	<b>92</b>	<b>78</b>	<b>220</b>	<b>206</b>	<b>56</b>	<b>439</b>	<b>74</b>	<b>28</b>	<b>299</b>	<b>76</b>	<b>51</b>	<b>106</b>	<b>303</b>	<b>173</b>	<b>148</b>	<b>201</b>	<b>7</b>	<b>55</b>	<b>5</b>	<b>3841</b>
--------------	----------	------------	----------	----------	-------------	-----------	-----------	------------	------------	-----------	------------	-----------	-----------	------------	-----------	-----------	------------	------------	------------	------------	------------	----------	-----------	----------	-------------

FOR NIH USE ONLY

**TOP 20 FOREIGN NATIONALS BY COUNTRY AND IC  
FISCAL YEAR 2010**

COUNTRY	CIT	CLC	FIC	NCCAM	NCI	NEI	NHGRI	NHLBI	NIA	NIAAA	NIAID	NIAMS	NIBIB	NICHD	NIDA	NIDCD	NIDCR	NIDDK	NIEHS	NIMH	NINDS	NINR	NLM	OD	TOTAL
China		17	1		201	29	10	59	40	12	58	7	18	40	25	12	17	77	45	34	36		16	1	755
India		22		1	154	19	5	11	32	5	73	6	1	48	5	7	13	45	30	11	14		8	1	511
Japan		2			111	9	4	24	9	7	32	11	1	19	5	6	14	19	23	12	18	1	3		330
S. Korea		10		1	89	8	9	25	19	8	29	6	2	23	3	7	5	28	14	7	18	2	3	1	317
Italy		13		1	53	1	2	5	12	2	15	6		6	7	1	2	11	3	7	14				161
Germany		7			37	2	1	6	3		22	3		14	1		5	15	8	15	16				155
France			2		35	2	5	13	5	3	22	8		17	4			12	2	8	11		4		153
Canada		8			29	3	3	4	6	2	27	4		10	6		4	9	8	6	6		1		136
United Kingdom		7			26	2	5	4	3	2	12	4		9	1	3	2	7	1	13	12		1		114
Israel		1			32	1	1	5	6	1	7	3	1	11	2		1	7	3	5	7		1		95
Brazil		6			11		1	2	1		29		3	3	2	2	10	1	3	1	5		2		82
Taiwan					17	2	3	5	5	2	4		1	9	3	1		6	4	3	10	2	1		78
Spain		4			19	2	1	1	2		5	2		3	2	1	4	8	3	2	2		1		62
Russia		3			23			3	4				1	8		1	1	6	1				2		53
Argentina	1	4			9		2	3	2	2	5			5			1	3	3		2		1		43
Poland		1			17	1		4	2	2	3			6				1	3		1		1		42
Australia		1			11	1			1	1	10	2		1	1		3	2	1		2				37
Turkey		2			13		1	4	1	1	3			1				2	3	1	1				33
Hungary		1			13			1		2	2				1		5	4	1	1				1	32
Mexico	1				5		2	1	1		7	1		2	2			2	4	2	1				31
Other*		24			178	10	23	40	52	4	74	11		64	6	10	19	38	10	20	25	2	10	1	621

<b>TOTAL</b>	<b>2</b>	<b>133</b>	<b>3</b>	<b>3</b>	<b>1083</b>	<b>92</b>	<b>78</b>	<b>220</b>	<b>206</b>	<b>56</b>	<b>439</b>	<b>74</b>	<b>28</b>	<b>299</b>	<b>76</b>	<b>51</b>	<b>106</b>	<b>303</b>	<b>173</b>	<b>148</b>	<b>201</b>	<b>7</b>	<b>55</b>	<b>5</b>	<b>3841</b>
--------------	----------	------------	----------	----------	-------------	-----------	-----------	------------	------------	-----------	------------	-----------	-----------	------------	-----------	-----------	------------	------------	------------	------------	------------	----------	-----------	----------	-------------

\*Other = Totals from countries with less than 31 representatives

FOR NIH USE ONLY

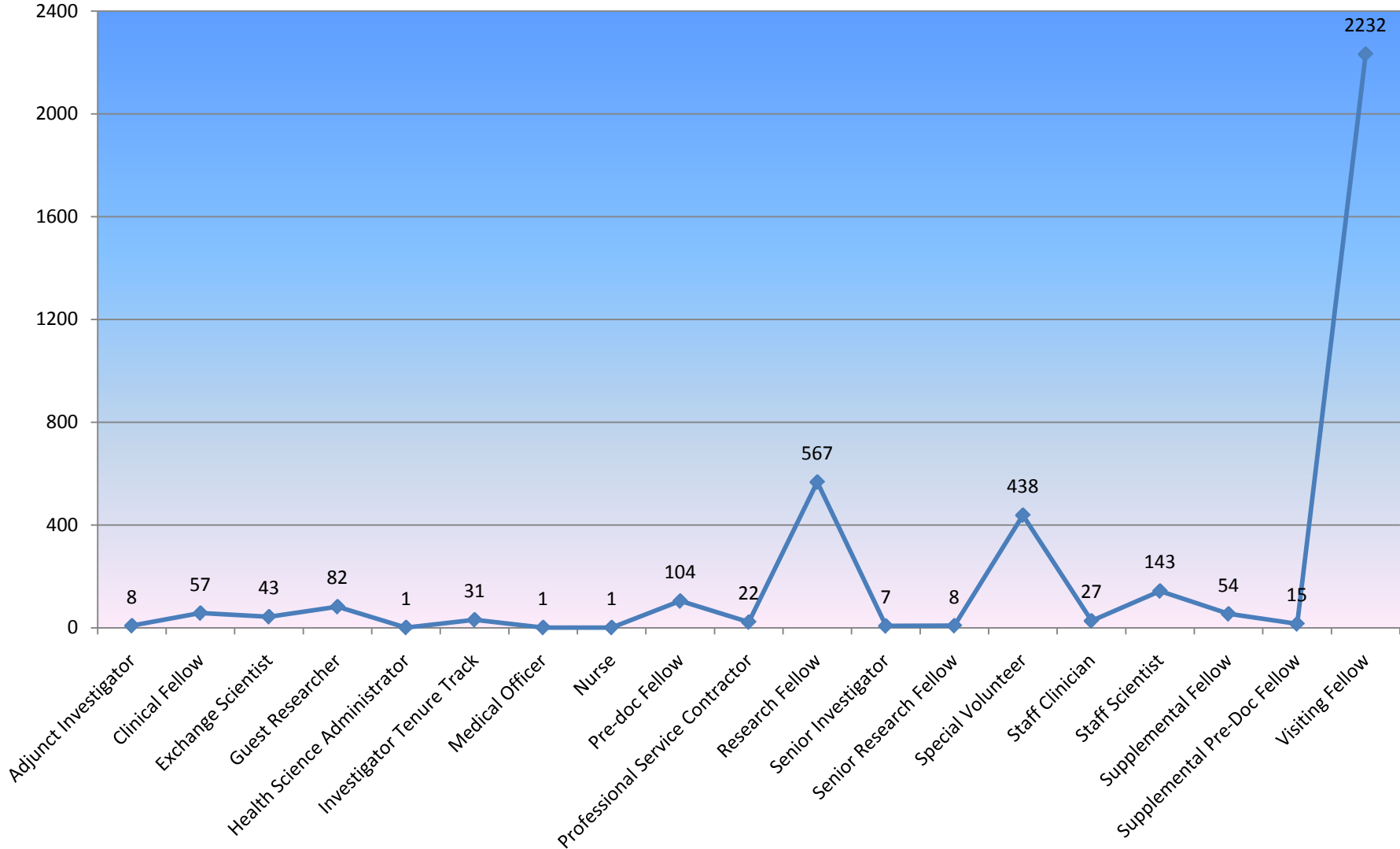
**FOREIGN NATIONALS BY CATEGORY  
FISCAL YEAR 2010**

---

<b>Category</b>	<b>Number</b>
Adjunct Investigator	8
Clinical Fellow	57
Exchange Scientist	43
Guest Researcher	82
Health Science Administrator	1
Investigator Tenure Track	31
Medical Officer	1
Nurse	1
Pre-doc Fellow	104
Professional Service Contractor	22
Research Fellow	567
Senior Investigator	7
Senior Research Fellow	8
Special Volunteer	438
Staff Clinician	27
Staff Scientist	143
Supplemental Fellow	54
Supplemental Pre-Doc Fellow	15
Visiting Fellow	2232
<b>TOTAL</b>	<b>3841</b>



# FOREIGN NATIONALS BY CATEGORY FISCAL YEAR 2010



**TOTAL FOREIGN NATIONALS: 3841**

**FOREIGN NATIONALS BY COUNTRY AND CATEGORY  
FISCAL YEAR 2010**

Country	AI	CF	ES	GR	HSA	ITT	MO	N	PDF	PSC	RF	SI	SRF	SV	SC	SS	SF	SPF	VF	Total
Argentina		2							3		6			3	1	6			22	43
Australia		1				1			2		6			4	2	1			20	37
Austria						1			1	1	1			1		2	2		6	15
Brazil			1	4					6	1	7			17	2	2	1	2	39	82
Canada		10	1	4	1	6	1		2	4	10	2		12	2	10	3		68	136
Chile									1		6			1			1		8	17
China			1	9		2			28	1	153		1	65		23	10	7	455	755
Czech Republic											3			3					10	16
France	1		1	3		1			6	2	16		1	4		8	1		109	153
Germany		2		5		5			6	1	19	1	1	26	2	6	6		75	155
Greece		5		2					1					7	2	1			8	26
Hong Kong									4		3			1		1			15	24
Hungary			1								5			4		2	1		19	32
India		11	3	5		3			11	2	81			50	6	9			330	511
Ireland		5		1					1		3	1		1	2				11	25
Israel	2	2		1					4	1	10			8			2		65	95
Italy	1		1	6					4	1	17	3	1	18		7	2	1	99	161
Japan	1	2		11		1			2		38		1	35		16	14		209	330
Korea, South	1	1		10		1			1	2	58			30		9	1	1	202	317
Mexico		4		2						1	5			3		2		1	13	31
Netherlands			1	1					1	1	2			8		1	3	1	9	28
Philippines		1		1					1		2			7			1		4	17
Poland			1	1		1			1	1	10			2		2			23	42
Russia	1		3			1			2		11			3		5	1		26	53
Spain		1	1						1		5			12	1	2	2		37	62
Sweden				2		1			1		2			2		2	1		18	29
Taiwan		1		3		1					10			15					48	78
Thailand				2							4			6		1	1	1	12	27
Turkey		1		1					1		2			6	2	1			19	33
Ukraine											3			2		1			11	17
United Kingdom		2		3		4			4	2	22		1	14	2	5			55	114
Other*	1	6	28	5	0	2		1	9	1	47	0	2	68	3	18	1	1	187	380

<b>TOTAL</b>	<b>8</b>	<b>57</b>	<b>43</b>	<b>82</b>	<b>1</b>	<b>31</b>	<b>1</b>	<b>1</b>	<b>104</b>	<b>22</b>	<b>567</b>	<b>7</b>	<b>8</b>	<b>438</b>	<b>27</b>	<b>143</b>	<b>54</b>	<b>15</b>	<b>2232</b>	<b>3841</b>
--------------	----------	-----------	-----------	-----------	----------	-----------	----------	----------	------------	-----------	------------	----------	----------	------------	-----------	------------	-----------	-----------	-------------	-------------

\* Other = Totals from countries with less than 15 representatives

AI = Adjunct Investigator

CF = Clinical Fellow

ES = Exchange Scientist

GR = Guest Researcher

HSA = Health Science Administrator

ITT = Investigator Tenure Track

MO = Medical Officer

N = Nurse

PDF = Pre-doc Fellow

PSC = Professional Service Contractor

RF = Research Fellow

SI = Senior Investigator

SRF = Senior Research Fellow

SV = Special Volunteer

SC = Staff Clinician

SS = Staff Scientist

SF = Supplemental Fellow

SPDF = Supplemental Pre-Doc Fellow

VF = Visiting Fellow

**FOR NIH USE ONLY**

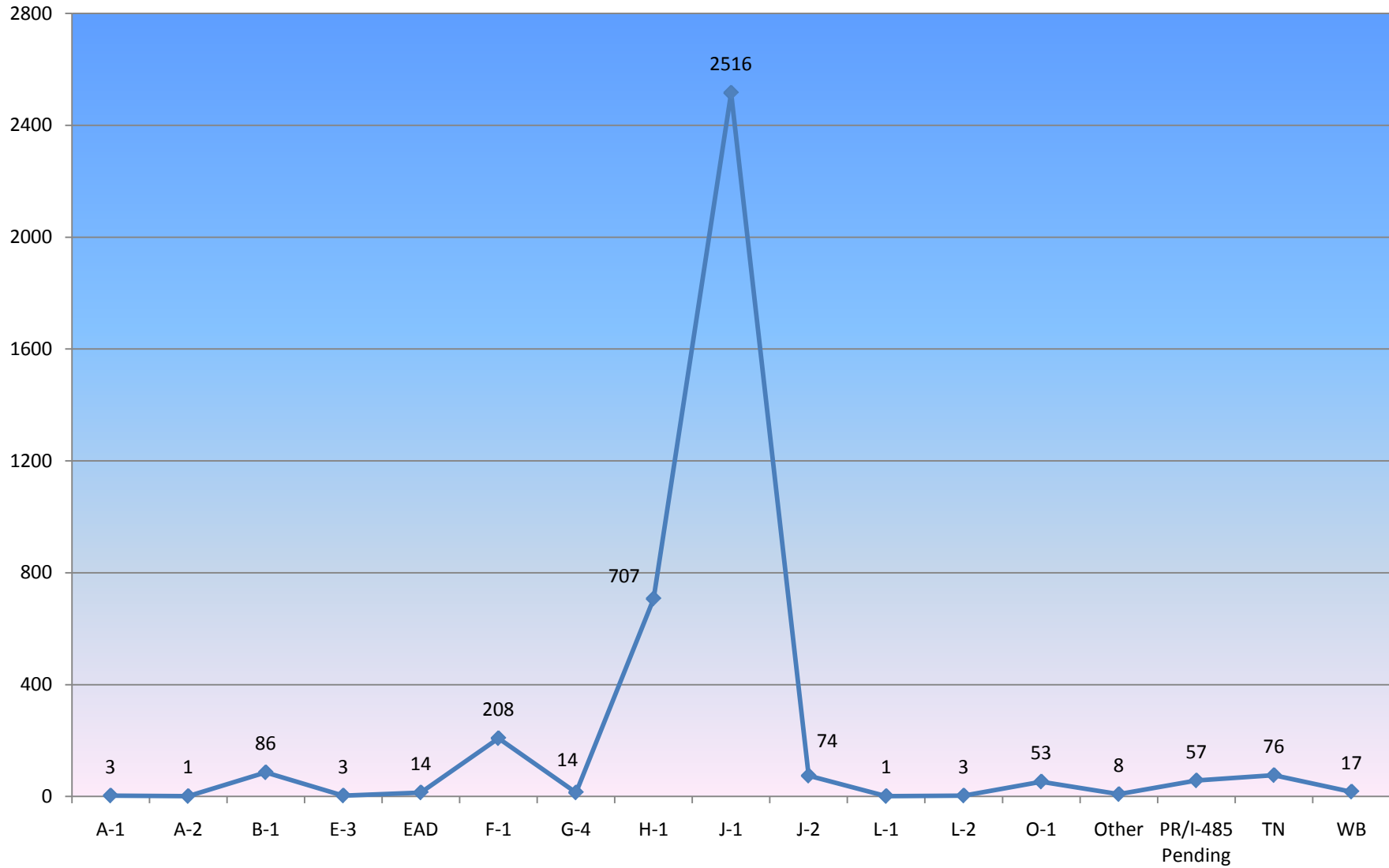
**FOREIGN NATIONALS BY VISA TYPE  
FISCAL YEAR 2010**

---

<b>Visa Type</b>	<b>Number</b>
A-1	3
A-2	1
B-1	86
E-3	3
EAD	14
F-1	208
G-4	14
H-1	707
J-1	2516
J-2	74
L-1	1
L-2	3
O-1	53
Other	8
PR/I-485 Pending	57
TN	76
WB	17
<b>TOTAL</b>	<b>3841</b>

FOR NIH USE ONLY

# FOREIGN NATIONALS BY VISA TYPE FISCAL YEAR 2010



**TOTAL FOREIGN NATIONALS: 3841**

FOR NIH USE ONLY

**FOREIGN NATIONALS BY VISA TYPE AND CATEGORY  
FISCAL YEAR 2010**

VISA TYPE	AI	CF	ES	GR	HSA	ITT	MO	N	PDF	PSC	RF	SI	SRF	SV	SC	SS	SF	SPF	VF	Total
A-1														1					2	3
A-2														1						1
B-1			5	12						4				65						86
E-3											2				1					3
EAD		1									5			2		1			5	14
F-1				4					18	1	5			42				1	137	208
G-4				2				1			2		1	4					4	14
H-1	3	21		4	1	22					490	4	6	28	12	116				707
J-1	3	29	36	52					80	9	37			237		1	51	14	1967	2516
J-2				1					3		2			31		1	1		35	74
L-1														1						1
L-2											2								1	3
O-1	2	1				6					4	3	1	5	13	18				53
Other			2	1										5						8
PR/I-485 Pending		1		1		3			1	1	14			4	1	4			27	57
TN		4		1			1		2	4	4			2		2	2		54	76
WB				4						3				10						17
<b>TOTAL</b>	<b>8</b>	<b>57</b>	<b>43</b>	<b>82</b>	<b>1</b>	<b>31</b>	<b>1</b>	<b>1</b>	<b>104</b>	<b>22</b>	<b>567</b>	<b>7</b>	<b>8</b>	<b>438</b>	<b>27</b>	<b>143</b>	<b>54</b>	<b>15</b>	<b>2232</b>	<b>3841</b>

AI = Adjunct Investigator  
 CF = Clinical Fellow  
 ES = Exchange Scientist  
 GR = Guest Researcher  
 HSA = Health Science Administrator  
 ITT = Investigator Tenure Track  
 MO = Medical Officer  
 N = Nurse  
 PDF = Pre-doc Fellow  
 PSC = Professional Service Contractor

RF = Research Fellow  
 SI = Senior Investigator  
 SRF = Senior Research Fellow  
 SV = Special Volunteer  
 SC = Staff Clinician  
 SS = Staff Scientist  
 SF = Supplemental Fellow  
 SPDF = Supplemental Pre-Doc Fellow  
 VF = Visiting Fellow

**FOREIGN NATIONALS - ALL CATEGORIES - BY COUNTRY  
FISCAL YEAR 2010**

Country	Number
Albania	1
Algeria	2
Argentina	43
Armenia	5
Australia	37
Austria	15
Bangladesh	9
Barbados	1
Belarus	3
Belgium	11
Bhutan	1
Bolivia	3
Bosnia and Herzegovina	1
Brazil	82
Bulgaria	8
Cambodia	1
Cameroon	1
Canada	136
Chile	17
China	755
Colombia	12
Croatia	6
Cuba	1
Cyprus	1
Czech Republic	16
Denmark	14
Ecuador	3
Egypt	11
Eritrea	1
Estonia	2
Ethiopia	4
Finland	11
France	153
Gabon	1
Gambia	1
Georgia	6
Germany	155
Ghana	4
Greece	26
Guatemala	1
Haiti	1
Hong Kong	24
Hungary	32
Iceland	4
India	511
Indonesia	5
Iran	11
Ireland	25
Israel	95
Italy	161
Japan	330
Jordan	3
Kazakhstan	1
Kenya	4
Korea, South	317

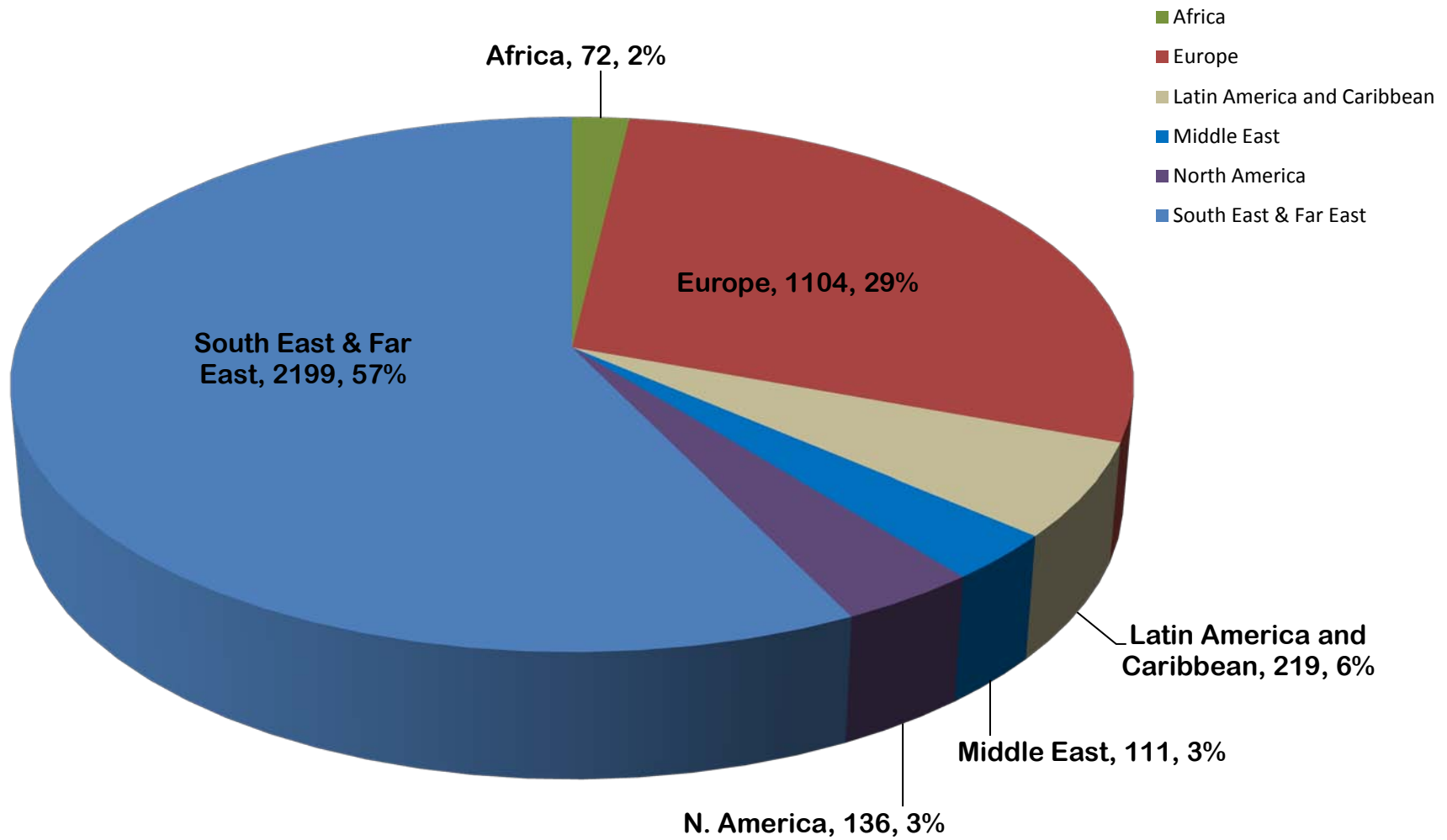
Country	Number
Lebanon	9
Libya	1
Lichtenstein	1
Lithuania	1
Macedonia	2
Malaysia	12
Mali	4
Mexico	31
Mongolia	10
Morocco	2
Nepal	5
Netherlands	28
New Zealand	14
Nicaragua	1
Nigeria	12
Norway	9
Pakistan	11
Panama	2
Paraguay	2
Peru	7
Philippines	17
Poland	42
Portugal	14
Qatar	1
Romania	14
Russia	53
Senegal	2
Serbia	5
Singapore	12
Slovakia	11
Slovenia	1
South Africa	13
Spain	62
Sri Lanka	5
St. Vincent and The Grenadines	1
Sweden	29
Switzerland	12
Syria	3
Taiwan	78
Tanzania	2
Thailand	27
Trinidad & Tobago	3
Tunisia	2
Turkey	33
Uganda	2
Ukraine	17
United Kingdom	114
Uruguay	2
Venezuela	6
Vietnam	4
West Bank	1
Yemen	1
Zambia	1
Zimbabwe	2
<b>Total</b>	<b>3841</b>

**FOREIGN NATIONALS BY REGION  
FISCAL YEAR 2010**

---

<b>Region</b>	<b>Number</b>
Africa	72
Europe	1104
Latin America and Caribbean	219
Middle East	111
North America	136
South East & Far East	2199
<b>TOTAL</b>	<b>3841</b>

# FOREIGN NATIONALS BY REGION FISCAL YEAR 2010



TOTAL FOREIGN NATIONALS: 3841

FOR NIH USE ONLY

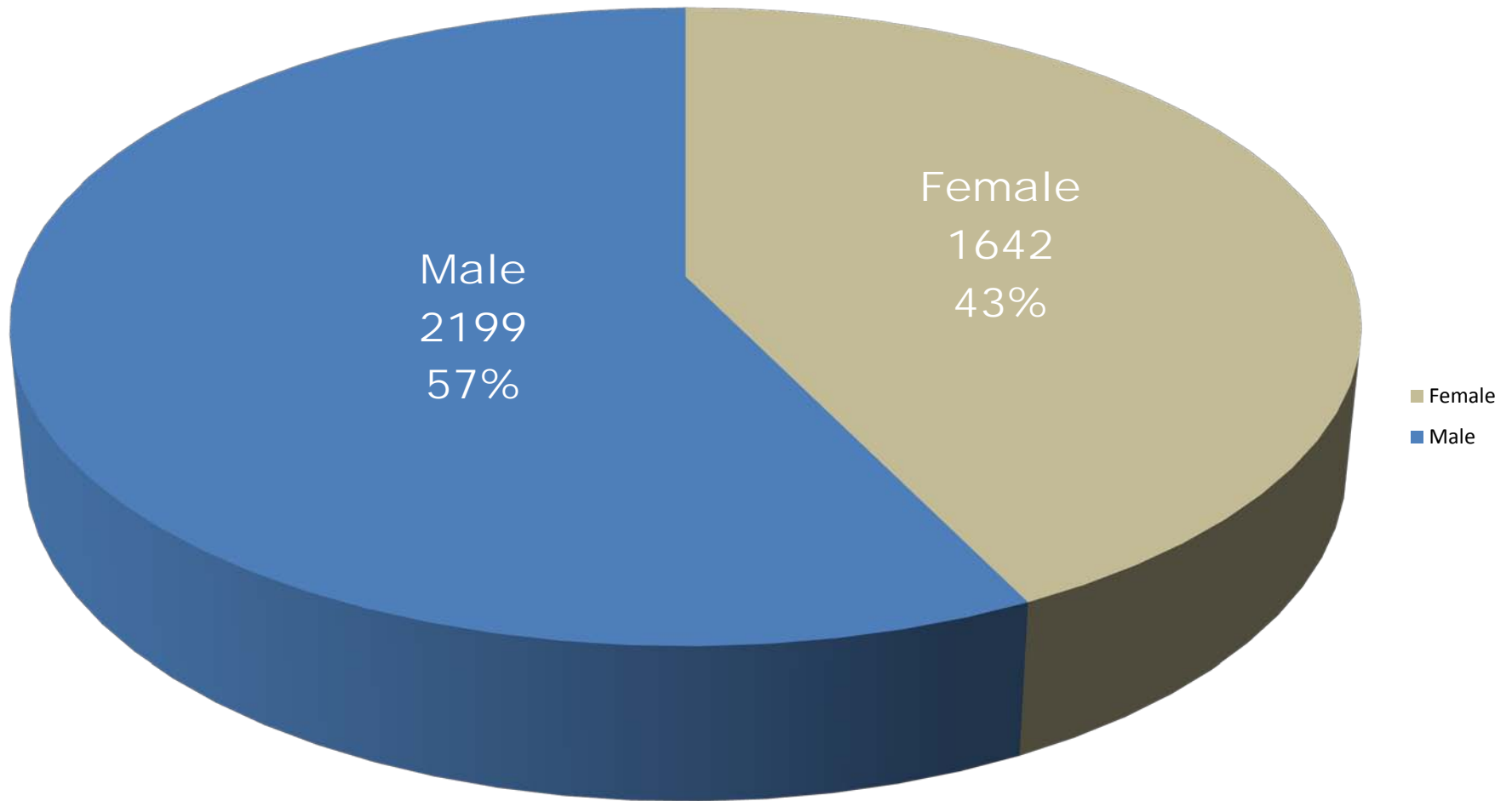


**FOREIGN NATIONALS BY GENDER  
FISCAL YEAR 2010**

---

Gender	Number
Female	1642
Male	2199
<b>TOTAL</b>	<b>3841</b>

**FOREING NATIONALS BY GENDER  
FISCAL YEAR 2010**



**TOTAL FOREIGN NATIONALS: 3841**

**FOR NIH USE ONLY**

**FOREIGN NATIONALS BY COUNTRY AND GENDER  
FISCAL YEAR 2010**

Country	Female	Male
Albania	1	
Algeria	2	
Argentina	25	18
Armenia	4	1
Australia	22	15
Austria	6	9
Bangladesh	4	5
Barbados	1	
Belarus		3
Belgium	4	7
Bhutan		1
Bolivia	2	1
Bosnia and Herzegovina	1	
Brazil	40	42
Bulgaria	5	3
Cambodia		1
Cameroon		1
Canada	50	86
Chile	5	12
China	342	413
Colombia	7	5
Croatia	5	1
Cuba		1
Cyprus		1
Czech Republic	6	10
Denmark	5	9
Ecuador	2	1
Egypt	5	6
Eritrea		1
Estonia	2	
Ethiopia	2	2
Finland	6	5
France	69	84
Gabon		1
Gambia	1	
Georgia	4	2
Germany	71	84
Ghana		4
Greece	10	16
Guatemala	1	
Haiti	1	
Hong Kong	12	12
Hungary	12	20
Iceland	1	3
India	192	319
Indonesia	2	3
Iran	6	5
Ireland	14	11
Israel	35	60
Italy	96	65
Japan	77	253
Jordan		3
Kazakhstan	1	
Kenya	2	2
Lebanon	7	2
Libya	1	

Country	Female	Male
Lichtenstein		1
Lithuania		1
Macedonia	1	1
Malaysia	10	2
Mali		4
Mexico	14	17
Mongolia	6	4
Morocco	1	1
Nepal	2	3
Netherlands	14	14
New Zealand	8	6
Nicaragua		1
Nigeria	4	8
Norway	1	8
Pakistan	4	7
Panama		2
Paraguay		2
Peru	3	4
Philippines	9	8
Poland	25	17
Portugal	12	2
Qatar	1	
Romania	11	3
Russia	22	31
Senegal	2	
Serbia	2	3
Singapore	5	7
Slovakia	6	5
Slovenia		1
South Africa	7	6
South Korea	111	206
Spain	33	29
Sri Lanka	3	2
St. Vincent and The Grenadines		1
Sweden	16	13
Switzerland	6	6
Syria	2	1
Taiwan	29	49
Tanzania	1	1
Thailand	15	12
Trinidad & Tobago	2	1
Tunisia	1	1
Turkey	15	18
Uganda	1	1
Ukraine	9	8
United Kingdom	48	66
Uruguay	2	
Venezuela	4	2
Vietnam	1	3
West Bank	1	
Yemen		1
Zambia	1	
Zimbabwe	2	
<b>TOTAL</b>	<b>1642</b>	<b>2199</b>
<b>GRAND TOTAL</b>	<b>3841</b>	

FOR NIH USE ONLY

**FOREIGN NATIONALS BY IC AND GENDER  
FISCAL YEAR 2010**

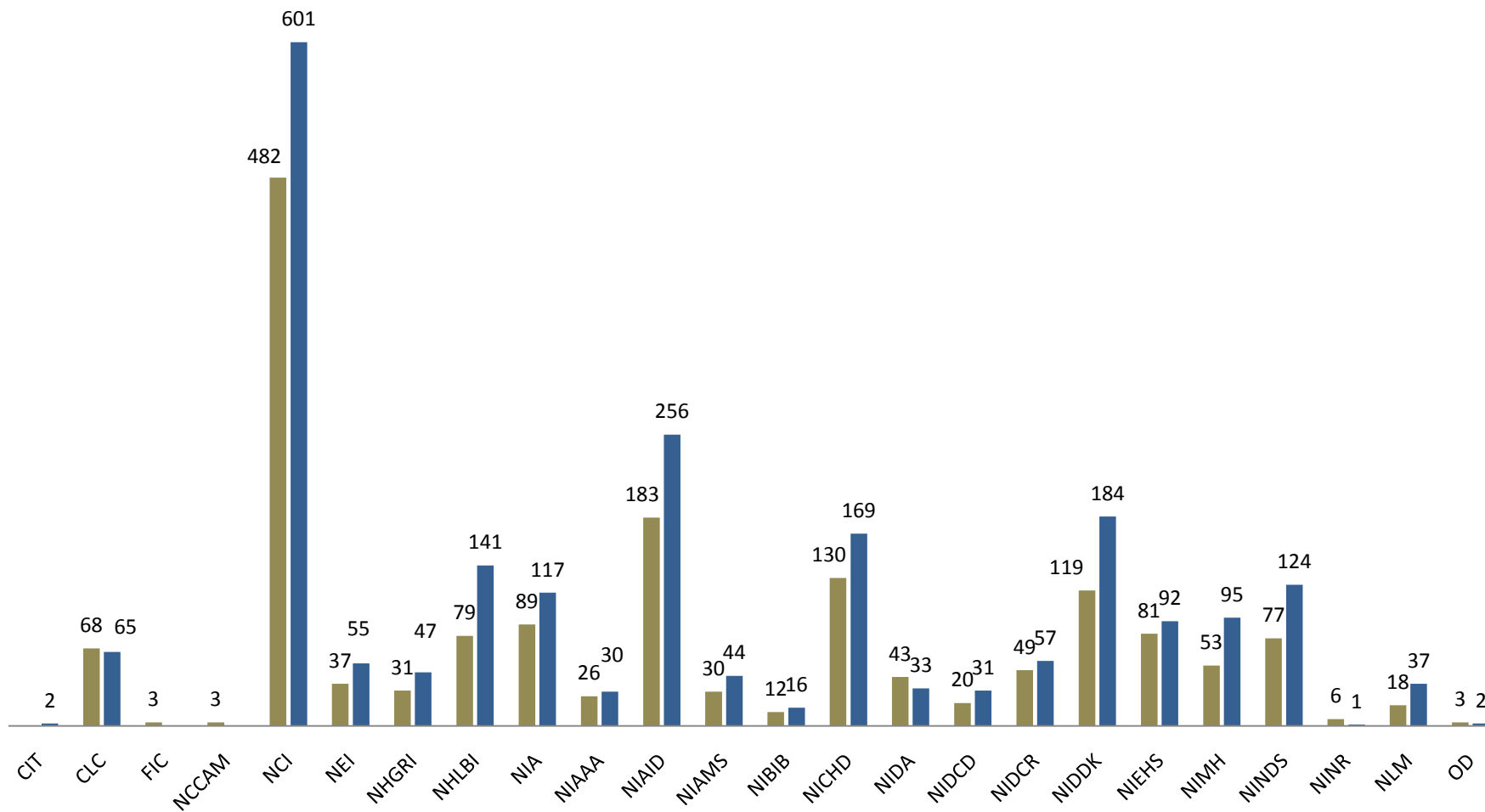
---

<b>IC</b>	<b>Female</b>	<b>Male</b>	<b>Total</b>
CIT		2	2
CLC	68	65	133
FIC	3		3
NCCAM	3		3
NCI	482	601	1083
NEI	37	55	92
NHGRI	31	47	78
NHLBI	79	141	220
NIA	89	117	206
NIAAA	26	30	56
NIAID	183	256	439
NIAMS	30	44	74
NIBIB	12	16	28
NICHD	130	169	299
NIDA	43	33	76
NIDCD	20	31	51
NIDCR	49	57	106
NIDDK	119	184	303
NIEHS	81	92	173
NIMH	53	95	148
NINDS	77	124	201
NINR	6	1	7
NLM	18	37	55
OD	3	2	5
<b>TOTAL</b>	<b>1642</b>	<b>2199</b>	<b>3841</b>

FOR NIH USE ONLY

## FOREIGN NATIONALS BY IC AND GENDER FISCAL YEAR 2010

■ Female ■ Male



**TOTAL FOREIGN NATIONALS: 3841**

**FOR NIH USE ONLY**

**FOREIGN NATIONALS BY CATEGORY AND GENDER  
FISCAL YEAR 2010**

<b>Category</b>	<b>Female</b>	<b>Male</b>	<b>Total</b>
Adjunct Investigator	1	7	8
Clinical Fellow	26	31	57
Exchange Scientist	22	21	43
Guest Researcher	37	45	82
Health Science Administrator		1	1
Investigator Tenure Track	9	22	31
Medical Officer	1		1
Nurse	1		1
Pre-doc Fellow	58	46	104
Professional Service Contractor	6	16	22
Research Fellow	237	330	567
Senior Investigator	2	5	7
Senior Research Fellow	5	3	8
Special Volunteer	217	221	438
Staff Clinician	8	19	27
Staff Scientist	54	89	143
Supplemental Fellow	27	27	54
Supplemental Pre-Doc Fellow	9	6	15
Visiting Fellow	922	1310	2232
<b>TOTAL</b>	<b>1642</b>	<b>2199</b>	<b>3841</b>

FOR NIH USE ONLY

**FOREIGN NATIONALS BY VISA TYPE AND GENDER  
FISCAL YEAR 2010**

---

<b>Visa Type</b>	<b>Female</b>	<b>Male</b>	<b>Total</b>
A-1	3		3
A-2		1	1
B-1	31	55	86
E-3	2	1	3
EAD	7	7	14
F-1	106	102	208
G-4	11	3	14
H-1	283	424	707
J-1	1040	1476	2516
J-2	62	12	74
L-1	1		1
L-2	3		3
O-1	16	37	53
Other	4	4	8
PR/I-485 Pending	28	29	57
TN	37	39	76
WB	8	9	17
<b>TOTAL</b>	<b>1642</b>	<b>2199</b>	<b>3841</b>

FOR NIH USE ONLY

**NEW FOREIGN NATIONALS\* BY IC AND CATEGORY  
FISCAL YEAR 2010**

IC	AI	CF	ES	GR	ITT	N	PDF	PSC	RF	SI	SRF	SV	SC	SS	SF	SPDF	VF	Total
CIT								1										1
CLC		1		5		1			1			43		1			19	71
FIC																	1	1
NCCAM									1									1
NCI		6	33	10	3		4	1	56			55		2	4	2	150	326
NEI				2	1				6			7			1		13	30
NHGRI		3					1		4			4		2	2		11	27
NHLBI				1			4	2	16	1	1	14		8			24	71
NIA			1	1					3			16	1	1			22	45
NIAAA				3					2			2		2	1		5	15
NIAID		2		7	2		7		21			16	3	1	5	1	62	127
NIAMS		2		5				1	7			1					10	26
NIBIB												5			4	4	3	16
NICHD		4					3	3	11			28		2			33	84
NIDA			1	7			1	2	2			6					12	31
NIDCD							2		3			1			1		4	11
NIDCR							1		13		1	7					12	34
NIDDK		3		3			1		7			16			2		43	75
NIEHS			1	3	1		1		16			13					15	50
NIMH		1					1		7			9	1		2	1	10	32
NINDS	2	4		1			1	4	13		2	16			3	1	17	64
NINR				1					1			1					1	4
NLM								1	4					2			7	14
OD				1								3						4
<b>TOTAL</b>	<b>2</b>	<b>26</b>	<b>36</b>	<b>50</b>	<b>7</b>	<b>1</b>	<b>27</b>	<b>15</b>	<b>194</b>	<b>1</b>	<b>4</b>	<b>263</b>	<b>5</b>	<b>21</b>	<b>25</b>	<b>9</b>	<b>474</b>	<b>1160</b>

\*New Foreign Nationals at NIH from October 1, 2009 to September 30, 2010

AI = Adjunct Investigator  
 CF = Clinical Fellow  
 ES = Exchange Scientist  
 GR = Guest Researcher  
 ITT = Investigator Tenure Track  
 N = Nurse  
 PDF = Pre-doc Fellow  
 PSC = Professional Service Contractor  
 RF = Research Fellow

RF = Research Fellow  
 SI = Senior Investigator  
 SRF = Senior Research Fellow  
 SV = Special Volunteer  
 SC = Staff Clinician  
 SS = Staff Scientist  
 SF = Supplemental Fellow  
 SPDF = Supplemental Pre-Doc Fellow  
 VF = Visiting Fellow

**FOR NIH USE ONLY**



**TOP 20 NEW FOREIGN NATIONALS\* BY COUNTRY AND CATEGORY  
FISCAL YEAR 2010**

Country	AI	CF	ES	GR	ITT	N	PDF	PSC	RF	SI	SRF	SV	SC	SS	SF	SPDF	VF	Total
China				7			6	1	46		1	41		5	7	5	119	238
India		8	3	1	1		4	2	34			34	2	1			59	149
Japan		1		8			1		12		1	13		4	3		38	81
South Korea	1	1		6				1	17			11				1	37	75
Canada		4	1	3	2		1	1	3	1		10		1			21	48
France	1			3				2	6			2		1			29	44
Italy			1	1				1	8			11			1		21	44
Germany		1		2	1		2	1	6		1	14					14	42
United Kingdom				3			1	2	11			11	1	1			9	39
Israel		1		1			1	1	6			5			2		14	31
Brazil				2			1		1			11			1	1	12	29
Taiwan				2					6			9					12	29
Spain		1							2			7			2		9	21
Turkey		1		1					1			4	1				8	16
Argentina		1					2		1			3		2			6	15
Australia					1				2			4	1				5	13
Russia			3		1		1		3			3			1		1	13
Sweden				1			1		1			2		1	1		5	12
Hungary			1						3			4		1	1		1	11
Philippines		1		1			1					7					1	11
Other**	0	6	27	8	1	1	5	3	25	0	1	57	0	4	6	2	53	199

<b>TOTAL</b>	<b>2</b>	<b>26</b>	<b>36</b>	<b>50</b>	<b>7</b>	<b>1</b>	<b>27</b>	<b>15</b>	<b>194</b>	<b>1</b>	<b>4</b>	<b>263</b>	<b>5</b>	<b>21</b>	<b>25</b>	<b>9</b>	<b>474</b>	<b>1160</b>
--------------	----------	-----------	-----------	-----------	----------	----------	-----------	-----------	------------	----------	----------	------------	----------	-----------	-----------	----------	------------	-------------

\*New Foreign Nationals at NIH from October 1, 2009 to September 30, 2010

\*\*Other = Totals from countries with less than 11 new representatives

AI = Adjunct Investigator  
 CF = Clinical Fellow  
 ES = Exchange Scientist  
 GR = Guest Researcher  
 ITT = Investigator Tenure Track  
 N = Nurse

PDF = Pre-doc Fellow  
 PSC = Professional Service Contractor  
 RF = Research Fellow  
 RF = Research Fellow  
 SI = Senior Investigator  
 SRF = Senior Research Fellow

SV = Special Volunteer  
 SC = Staff Clinician  
 SS = Staff Scientist  
 SF = Supplemental Fellow  
 SPDF = Supplemental Pre-Doc Fellow  
 VF = Visiting Fellow

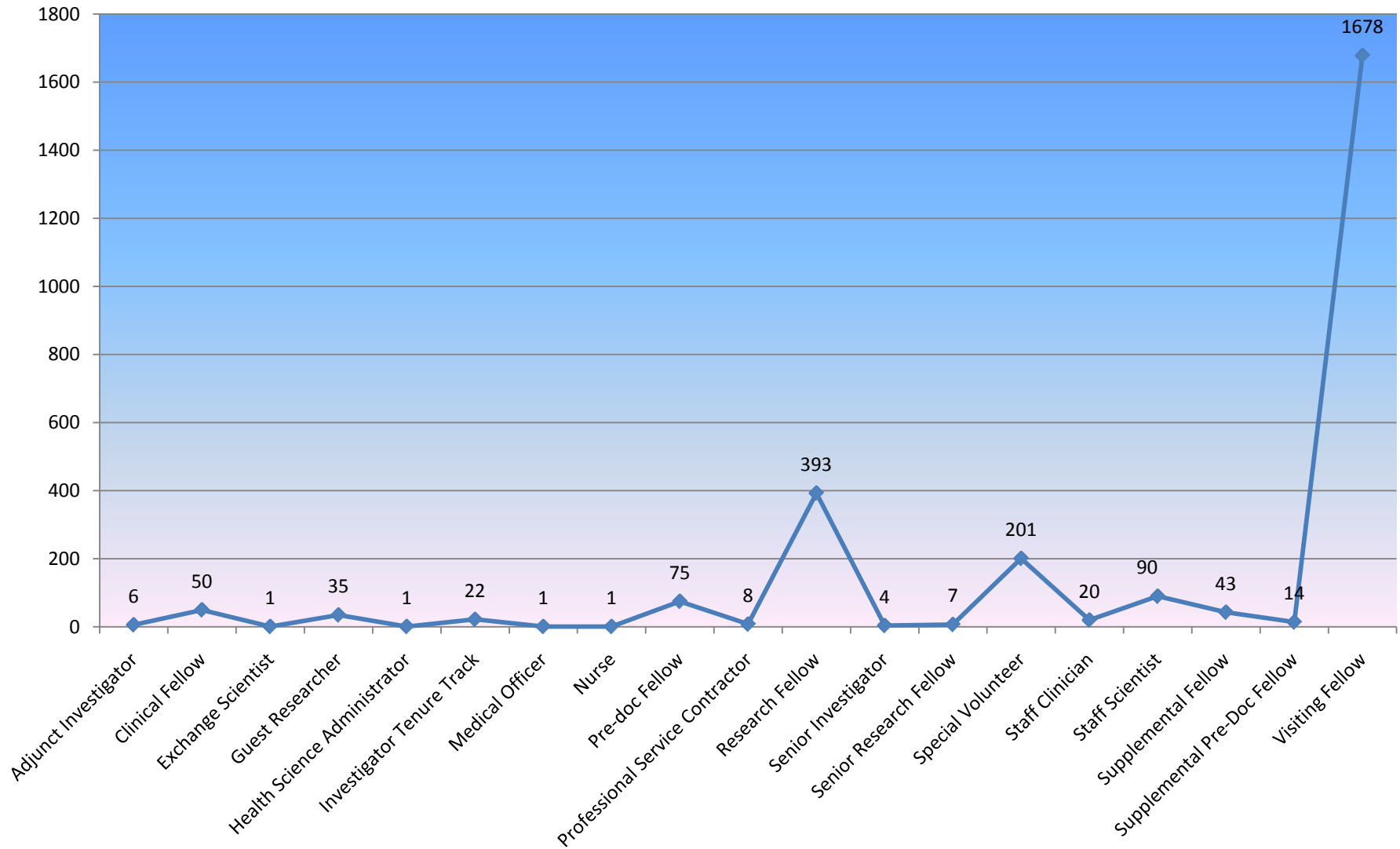
**ACTIVE FOREIGN SCIENTISTS\* BY CATEGORY  
FISCAL YEAR 2010**

<b>Category</b>	<b>Number</b>
Adjunct Investigator	6
Clinical Fellow	50
Exchange Scientist	1
Guest Researcher	35
Health Science Administrator	1
Investigator Tenure Track	22
Medical Officer	1
Nurse	1
Pre-doc Fellow	75
Professional Service Contractor	8
Research Fellow	393
Senior Investigator	4
Senior Research Fellow	7
Special Volunteer	201
Staff Clinician	20
Staff Scientist	90
Supplemental Fellow	43
Supplemental Pre-Doc Fellow	14
Visiting Fellow	1678

<b>TOTAL</b>	<b>2650</b>
--------------	-------------

\*Foreign Nationals at NIH as of 9/30/2010

## ACTIVE FOREIGN SCIENTISTS BY CATEGORY FISCAL YEAR 2010



**TOTAL ACTIVE FOREIGN SCIENTISTS: 2650**

**FOR NIH USE ONLY**