



Division of  
**INTERNATIONAL SERVICES**  
An OHS Service for the NIH Community



---

**STATISTICAL SUMMARY OF FOREIGN SCIENTISTS  
AT THE NATIONAL INSTITUTES OF HEALTH**

**FISCAL YEAR  
2009**

---



**OFFICE OF RESEARCH SERVICES**

*Serving the NIH Community*

**FOR NIH USE ONLY**

## TABLE OF CONTENTS FISCAL YEAR 2009

Table	Foreign Nationals by IC and Category
Table	Foreign Nationals by Country and IC (1 of 3)
Table	Foreign Nationals by Country and IC (2 of 3)
Table	Foreign Nationals by Country and IC (3 of 3)
Table	Top 20 Foreign Nationals by Country and IC
Table	Foreign Nationals by Category
Chart	Foreign Nationals by Category
Table	Foreign Nationals by Country and Category
Table	Foreign Nationals by Visa Type
Chart	Foreign Nationals by Visa Type
Table	Foreign Nationals by Visa Type and Category
Table	Foreign Nationals - All Categories by Country
Table	Foreign Nationals by Region
Chart	Foreign Nationals by Region
Table	Foreign Nationals by Gender
Chart	Foreign Nationals by Gender
Table	Foreign Nationals by Country and Gender
Table	Foreign Nationals by IC and Gender
Chart	Foreign Nationals by IC and Gender
Table	Foreign Nationals by Category and Gender
Table	Foreign Nationals by Visa and Gender
Table	New Foreign Nationals by IC & Category
Table	Top 20 New Foreign Nationals by Country and Category
Table	Active Foreign Scientists by Category
Chart	Active Foreign Scientists by Category

**FOREIGN NATIONALS BY IC AND CATEGORY  
FISCAL YEAR 2009**

IC	AI	CF	ES	GR	HSA	ITT	MO	PDF	PSC	RF	SI	SRF	SV	SC	SS	SF	SPF	VF	Total
CIT									1						1				3
CLC		2	1	2				1	1	10			25	7	4			44	97
FIC			3	1									1		1			1	7
NCCAM									1	1			1					1	4
NCI		20	47	10		15		22	2	154	3	1	97	7	30	12	2	650	1072
NEI		4	4	2		1		2		13	2		9		3	1		56	97
NHGRI		2		1		1		4		12	1		14	2	4	1		36	78
NHLBI		3		1		2		7	4	48			29	2	16	1		106	219
NIA	1		3	9		4		6		8		1	24	4	2	2	1	158	223
NIAAA				6		2	1	3		6			2		11		1	33	65
NIAID	3	3	1	12		6		10		71	5		25	4	20	6	4	260	430
NIAMS			1	7				1	2	17			3		5		1	41	78
NIBIB								1		6			5					4	16
NICHHD	1	1		3		2		22	5	30		1	34	1	7	8	1	216	332
NIDA			1	9				3	1	7			7		1	1		32	62
NIDCD								1	1	9			3				1	40	55
NIDCR	1	1	1	1	2	1				17			11		2	6		67	110
NIDDK		3	2			3		3		57			21		12	4	1	237	343
NIEHS				2		2		6		37	1		17		4	2		107	178
NIMH		1				1		10	1	37			19	1	6	4	1	88	169
NINDS	2	3	1	1	1			10	3	40			41		11	8		88	209
NINR		1											2					2	5
NLM						1				6			2		19			33	61
OD												1	4						5
<b>TOTAL</b>	<b>8</b>	<b>44</b>	<b>65</b>	<b>67</b>	<b>3</b>	<b>41</b>	<b>1</b>	<b>112</b>	<b>22</b>	<b>586</b>	<b>12</b>	<b>4</b>	<b>396</b>	<b>28</b>	<b>159</b>	<b>57</b>	<b>12</b>	<b>2300</b>	<b>3917</b>

AI = Adjunct Investigator

CF = Clinical Fellow

ES = Exchange Scientist

GR = Guest Researcher

HSA = Health Science Administrator

ITT = Investigator Tenure Track

MO = Medical Officer

PDF = Pre-doc Fellow

PSC = Professional Service Contractor

RF = Research Fellow

SI = Senior Investigator

SRF = Senior Research Fellow

SV = Special Volunteer

SC = Staff Clinician

SS = Staff Scientist

SF = Supplemental Fellow

SPDF = Supplemental Pre-Doc Fellow

VF = Visiting Fellow

**FOR NIH USE ONLY**

**FOREIGN NATIONALS BY COUNTRY AND IC  
FISCAL YEAR 2009**

(PART 1 OF 3) Cont..

COUNTRY	CIT	CLC	FIC	NCCAM	NCI	NEI	NHGRI	NHLBI	NIA	NIAAA	NIAID	NIAMS	NIBIB	NICHD	NIDA	NIDCD	NIDCR	NIDDK	NIEHS	NIMH	NINDS	NINR	NLM	OD	TOTAL	
Albania					2																		1		3	
Algeria		1																		1						2
Argentina	1	1			11	1	1	3			6			6			2	7	2	1	1		1		44	
Armenia									1					1						1	1				4	
Australia					9	1			1		9	2		3			2	2	2	1	1				33	
Austria					2			1	1		3	2		1					1		2	1	2		16	
Azerbaijan					1																				1	
Bangladesh								2	2		2		1	2		1			1						11	
Barbados					1																				1	
Belarus		1			1														1						3	
Belgium					2	2	1		3		3						2	1				1			15	
Bolivia					1						1									1					3	
Bosnia and Herzegovina											1														1	
Brazil		1			7		1	4	3		27	2	2	7		3	9	2	5	2	5		2		82	
Bulgaria					7						2			1					1						11	
Burkina Faso											2														2	
Cameroon					1																				1	
Canada		5			29	6	3	5	7	2	19	5		14	4	1	4	9	5	3	8		1		130	
Chile					2		2	1						6			2			2	2				17	
China		15			181	22	12	52	39	10	59	5	8	50	18	11	16	81	54	36	34		14		717	
Colombia					2		3				1							2					1		9	
Croatia					4						1														5	
Cyprus																						2			2	
Czech Rep.					6				2		3	2		2	1	2		2							20	
Denmark		1	1		5				4		1			3						2	1				18	
Ecuador					1			1			1							1							4	
Egypt		2			3				2		1							1				1	1		11	
Estonia																								1	1	
Ethiopia					1		1																		2	
Finland					2				2		1				1					2	2				10	
France	1		2		43	5	4	10	4	4	20	6		17	4			8	1	9	10		3	1	152	
Gaza Strip																						1			1	
Georgia					1						3														4	
Germany		6			38	3		6	7		23	4		16	1	1	5	19	4	21	19				173	
Ghana		1			1				1									1							4	
Greece		1			5		1		3		4	1		6		1	1	3				4			30	

FOR NIH USE ONLY

**FOREIGN NATIONALS BY COUNTRY AND IC  
FISCAL YEAR 2009**

(PART 2 OF 3) Cont..

COUNTRY	CIT	CLC	FIC	NCCAM	NCI	NEI	NHGRI	NHLBI	NIA	NIAAA	NIAID	NIAMS	NIBIB	NICHD	NIDA	NIDCD	NIDCR	NIDDK	NIHHS	NIMH	NINDS	NINR	NLM	OD	TOTAL
Haiti															1										1
Hong Kong					5		1	1	3		2			11		1	1	1			1				27
Hungary		1			13			2		2	1			2			3	3	1	1					29
Iceland		1			6																				7
India		5		1	146	15	6	9	30	6	59	3		52	4	7	11	50	24	10	15	1	15	1	470
Indonesia					4	2																			6
Iran					2	1	1					2		1				1							8
Ireland					15			3	2		2						1	1			1				25
Israel		1			32	5	3	4	7	1	7	3	1	12	1	1		8	2	3	9		1		101
Italy		13	1	1	58	1	4	5	11	3	15	6		7	5	1	2	12	3	7	12				167
Japan		1	1		113	11	3	24	11	6	39	13		27	5	7	22	16	30	23	19		1		372
Jordan					2				1																3
Kazakhstan		1																							1
Kenya					2				1					1					1						5
S. Korea		8	1	2	96	8	6	35	18	11	26	7	1	31	1	8	3	35	16	6	18	1	4	2	344
Lebanon		2			3	1			1		1			2						1					11
Libya																		1							1
Lichtenstein											1														1
Macedonia					1																				1
Madagascar																		1							1
Malaysia		1			2			2	1								1	1	1		1				10
Mali																					2				2
Mexico					5		1	2	2	1	7	3			2			5	5	1	1				35
Mongolia					2				5									1			1				9
Morocco					1																		1		2
Nepal					1									1											2
Netherlands		1			4			3	5		5	1		1	1		3	2		4	2				32
New Zealand					3			2			4	1					1			1	1		1		14
Nicaragua					2																				2
Nigeria		1			4	1	2		1		1							2							12
Norway		1			5			1	2	1	1								2						13
Pakistan		1			3			1	1							2		1							9
Panama											1														1
Paraguay											1														1
Peru		1			4		2				3							2							12
Philippines					5		2	1			4	1						3							16

**FOREIGN NATIONALS BY COUNTRY AND IC  
FISCAL YEAR 2009**

(PART 3 OF 3)

COUNTRY	CIT	CLC	FIC	NCCAM	NCI	NEI	NHGRI	NHLBI	NIA	NIAAA	NIAID	NIAMS	NIBIB	NICHD	NIDA	NIDCD	NIDCR	NIDDK	NIEHS	NIMH	NINDS	NINR	NLM	OD	TOTAL
Poland		1			17	1		4	3	1	3			5			1	2	3		1		1		43
Portugal			1		3		1	1	3	2	1							2							14
Romania		1			3	1		1	3		1			1			1	1	1	1			1		16
Russia		1			30			4	5		2		1	13		2		9	2	1	3		7		80
Saudi Arabia																				1					1
Senegal					2																				2
Serbia					1									1											2
Sierra Leone					1																				1
Singapore		3			6						1	1							2	2					15
Slovakia					2				1					2	2		5	1		4					17
Slovenia														1				1							2
South Africa		2			4				1		2	1								1					11
Spain		3			21	4	2	5	4	2	5	1	1	2	4	1	4	11	2	1	1		1		75
Sri Lanka					4							1						1			1				7
St. Vincent Grenadines							1																		1
Sudan					1																				1
Sweden					8	1	1	2		5	8			1	2	1	1	1			1				32
Switzerland		2							1		2	2		2	1			2		1	1				14
Syria		1			1																	1			3
Taiwan					13	2	3	6	6		6		1	5	2			8	4	3	11	2	1		73
Tanzania					2																				2
Thailand					3		3	5	1		6						4	3	2						27
Trinidad & Tobago								1		1				1	1					1					5
Tunisia					1											1									2
Turkey		1			8		1	4	2		3	1		4				1		2					27
Uganda																			1						1
Ukraine		2			3				2		3	1		2			1	1				1			16
United Kingdom		5			21	3	6	4	6	6	8	2		8	1	3	2	10	1	11	11		2		110
Uruguay					1			1																	2
Uzbekistan					1																				1
Venezuela		1			3			1			3			1											9
Vietnam					3					1	1								1						6
West Bank									1																1
Yemen					1																				1
Zambia											1														1

Total number of participating countries = 107

<b>TOTAL</b>	<b>2</b>	<b>97</b>	<b>7</b>	<b>4</b>	<b>1072</b>	<b>97</b>	<b>78</b>	<b>219</b>	<b>223</b>	<b>65</b>	<b>430</b>	<b>78</b>	<b>16</b>	<b>332</b>	<b>62</b>	<b>55</b>	<b>110</b>	<b>343</b>	<b>178</b>	<b>169</b>	<b>209</b>	<b>5</b>	<b>61</b>	<b>5</b>	<b>3917</b>
--------------	----------	-----------	----------	----------	-------------	-----------	-----------	------------	------------	-----------	------------	-----------	-----------	------------	-----------	-----------	------------	------------	------------	------------	------------	----------	-----------	----------	-------------

FOR NIH USE ONLY

**TOP 20 FOREIGN NATIONALS BY COUNTRY AND IC  
FISCAL YEAR 2009**

COUNTRY	CIT	CLC	FIC	NCCAM	NCI	NEI	NHGRI	NHLBI	NIA	NIAAA	NIAID	NIAMS	NIBIB	NICHD	NIDA	NIDCD	NIDCR	NIDDK	NIHES	NIMH	NINDS	NINR	NLM	OD	TOTAL
China		15			181	22	12	52	39	10	59	5	8	50	18	11	16	81	54	36	34		14		717
India		5		1	146	15	6	9	30	6	59	3		52	4	7	11	50	24	10	15	1	15	1	470
Japan		1	1		113	11	3	24	11	6	39	13		27	5	7	22	16	30	23	19		1		372
S. Korea		8	1	2	96	8	6	35	18	11	26	7	1	31	1	8	3	35	16	6	18	1	4	2	344
Germany		6			38	3		6	7		23	4		16	1	1	5	19	4	21	19				173
Italy		13	1	1	58	1	4	5	11	3	15	6		7	5	1	2	12	3	7	12				167
France	1		2		43	5	4	10	4	4	20	6		17	4			8	1	9	10		3	1	152
Canada		5			29	6	3	5	7	2	19	5		14	4	1	4	9	5	3	8		1		130
United Kd.		5			21	3	6	4	6	6	8	2		8	1	3	2	10	1	11	11		2		110
Israel		1			32	5	3	4	7	1	7	3	1	12	1	1		8	2	3	9		1		101
Brazil		1			7		1	4	3		27	2	2	7		3	9	2	5	2	5		2		82
Russia		1			30			4	5		2		1	13		2		9	2	1	3		7		80
Spain		3			21	4	2	5	4	2	5	1	1	2	4	1	4	11	2	1	1		1		75
Taiwan					13	2	3	6	6		6		1	5	2			8	4	3	11	2	1		73
Argentina	1	1			11	1	1	3			6			6			2	7	2	1	1		1		44
Poland		1			17	1		4	3	1	3			5			1	2	3		1		1		43
Mexico					5		1	2	2	1	7	3			2			5	5	1	1				35
Australia					9	1			1		9	2		3			2	2	2	1	1				33
Netherlands		1			4			3	5		5	1		1	1		3	2		4	2				32
Sweden					8	1	1	2		5	8			1	2	1	1	1				1			32
Other*		30	2		190	8	22	32	54	7	77	15	1	55	7	8	23	46	13	26	27	1	7	1	652

<b>TOTAL</b>	<b>2</b>	<b>97</b>	<b>7</b>	<b>4</b>	<b>1072</b>	<b>97</b>	<b>78</b>	<b>219</b>	<b>223</b>	<b>65</b>	<b>430</b>	<b>78</b>	<b>16</b>	<b>332</b>	<b>62</b>	<b>55</b>	<b>110</b>	<b>343</b>	<b>178</b>	<b>169</b>	<b>209</b>	<b>5</b>	<b>61</b>	<b>5</b>	<b>3917</b>
--------------	----------	-----------	----------	----------	-------------	-----------	-----------	------------	------------	-----------	------------	-----------	-----------	------------	-----------	-----------	------------	------------	------------	------------	------------	----------	-----------	----------	-------------

\*Other = Totals from countries with less than 32 representatives

**FOREIGN NATIONALS BY CATEGORY  
FISCAL YEAR 2009**

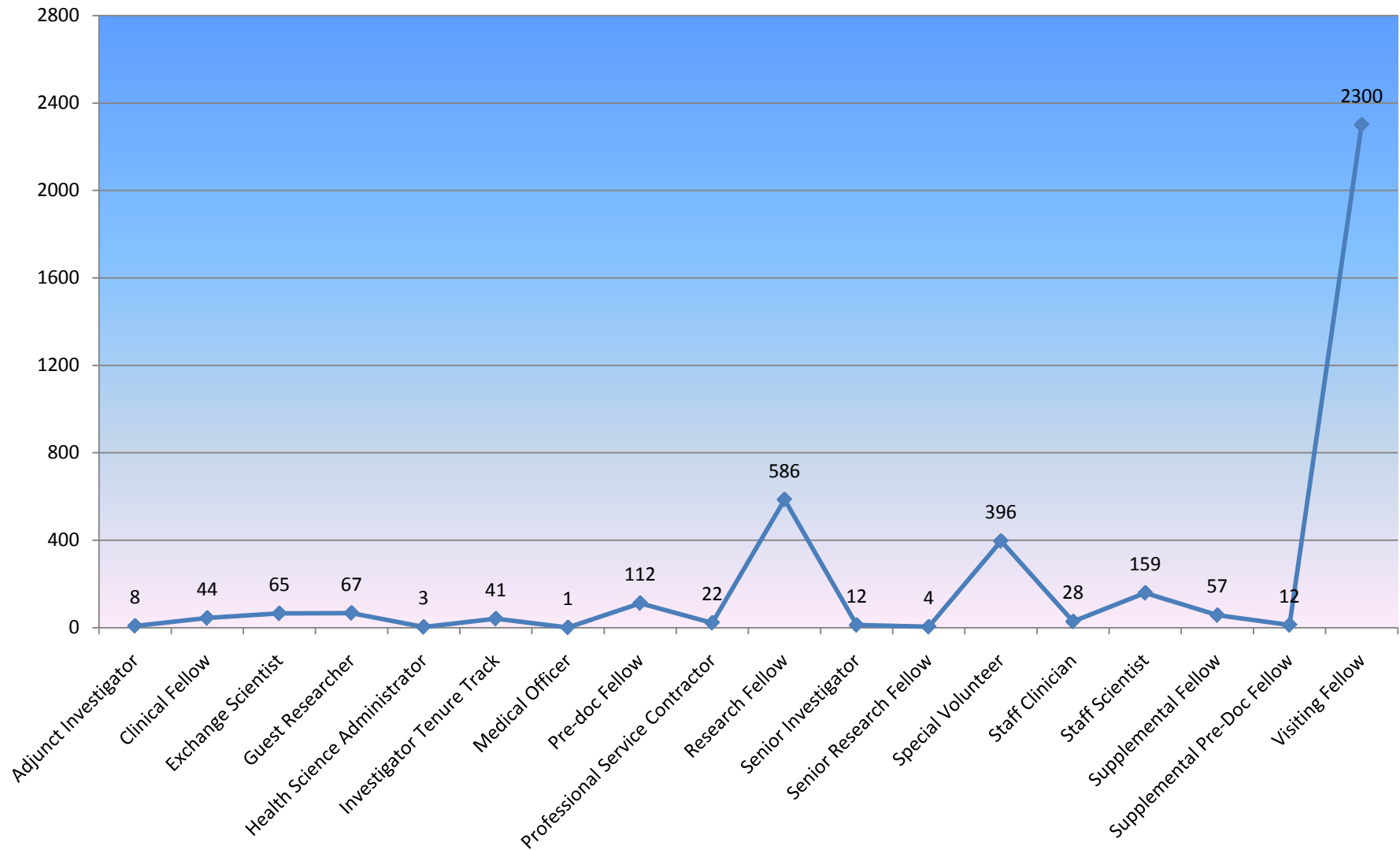
---

<b>Category</b>	<b>Number</b>
Adjunct Investigator	8
Clinical Fellow	44
Exchange Scientist	65
Guest Researcher	67
Health Science Administrator	3
Investigator Tenure Track	41
Medical Officer	1
Pre-doc Fellow	112
Professional Service Contractor	22
Research Fellow	586
Senior Investigator	12
Senior Research Fellow	4
Special Volunteer	396
Staff Clinician	28
Staff Scientist	159
Supplemental Fellow	57
Supplemental Pre-Doc Fellow	12
Visiting Fellow	2300
<b>TOTAL</b>	<b>3917</b>

FOR NIH USE ONLY



## FOREIGN NATIONALS BY CATEGORY FISCAL YEAR 2009



**TOTAL FOREIGN NATIONALS: 3917**

**FOR NIH USE ONLY**

**FOREIGN NATIONALS BY COUNTRY AND CATEGORY  
FISCAL YEAR 2009**

Country	AI	CF	ES	GR	HSA	ITT	MO	PDF	PSC	RF	SI	SRF	SV	SC	SS	SF	SPF	VF	Total
Argentina		3	2					1		7			1	1	6			23	44
Australia		1		1				1		6			1	1	2		2	18	33
Austria						1		1	1	2					3	2		6	16
Belgium			1					1		2	1		2			1		7	15
Brazil			2	2		1		3	1	13			16	2			3	39	82
Canada		9		1	2	5		1	3	13	2		6	4	13	3		68	130
Chile								2		4			2					9	17
China			5	6		5		24		158			49		22	6	3	439	717
Czech Republic				1						4			3					12	20
Denmark			1	1						3			9					4	18
France						2		7	3	16	2	1	8	1	7			105	152
Germany		1	1	7		5		6		25	1		26	2	7	8		84	173
Greece		2		4				1		2			7	2	3			9	30
Hong Kong								6		3			1		1			16	27
Hungary								2		4					1			22	29
India		6	3	5		4		9		67		1	30	4	9			332	470
Ireland		5								1	1		2	3	1			12	25
Israel	3		5		1			6	1	13			10					62	101
Italy	2		3	5				3	1	15	5	1	16		9	1	1	105	167
Japan	1	1	1	7				1	2	44			37		18	26		234	372
South Korea			2	8		1		2	3	64			35		11	2		216	344
Mexico		3						1		4			2		1	1	1	22	35
Netherlands			1	1				4		3			8		1	1		13	32
Philippines			1							5			2	1		1		6	16
Poland			1	1		1		1		9			2		2			26	43
Romania								1		2			1		2			10	16
Russia	1		1					1		24			6		7			40	80
Singapore		1		1						4			2					7	15
Slovakia				2						4			1		1			9	17
Spain			1	4		1		3		4			16	1	4	1		40	75
Sweden				1		3	1	5		2			2		2	1		15	32
Taiwan		1		2		1				5			18					46	73
Thailand				1						3			7		1			15	27
Turkey			1					2	2	2			5	1	1			13	27
Ukraine										2			3		1			10	16
United Kingdom		2	1			8		7	2	11			8	1	8	1	1	60	110
Other*	1	9	32	6	0	3	0	10	3	36	0	1	52	4	15	2	1	146	321
<b>TOTAL</b>	<b>8</b>	<b>44</b>	<b>65</b>	<b>67</b>	<b>3</b>	<b>41</b>	<b>1</b>	<b>112</b>	<b>22</b>	<b>586</b>	<b>12</b>	<b>4</b>	<b>396</b>	<b>28</b>	<b>159</b>	<b>57</b>	<b>12</b>	<b>2300</b>	<b>3917</b>

\* Other = Totals from countries with less than 15 representatives

AI = Adjunct Investigator

CF = Clinical Fellow

ES = Exchange Scientist

GR = Guest Researcher

HSA = Health Science Administrator

ITT = Investigator Tenure Track

MO = Medical Officer

PDF = Pre-doc Fellow

PSC = Professional Service Contractor

RF = Research Fellow

SI = Senior Investigator

SRF = Senior Research Fellow

SV = Special Volunteer

SC = Staff Clinician

SS = Staff Scientist

SF = Supplemental Fellow

SPDF = Supplemental Pre-Doc Fellow

VF = Visiting Fellow

**FOR NIH USE ONLY**

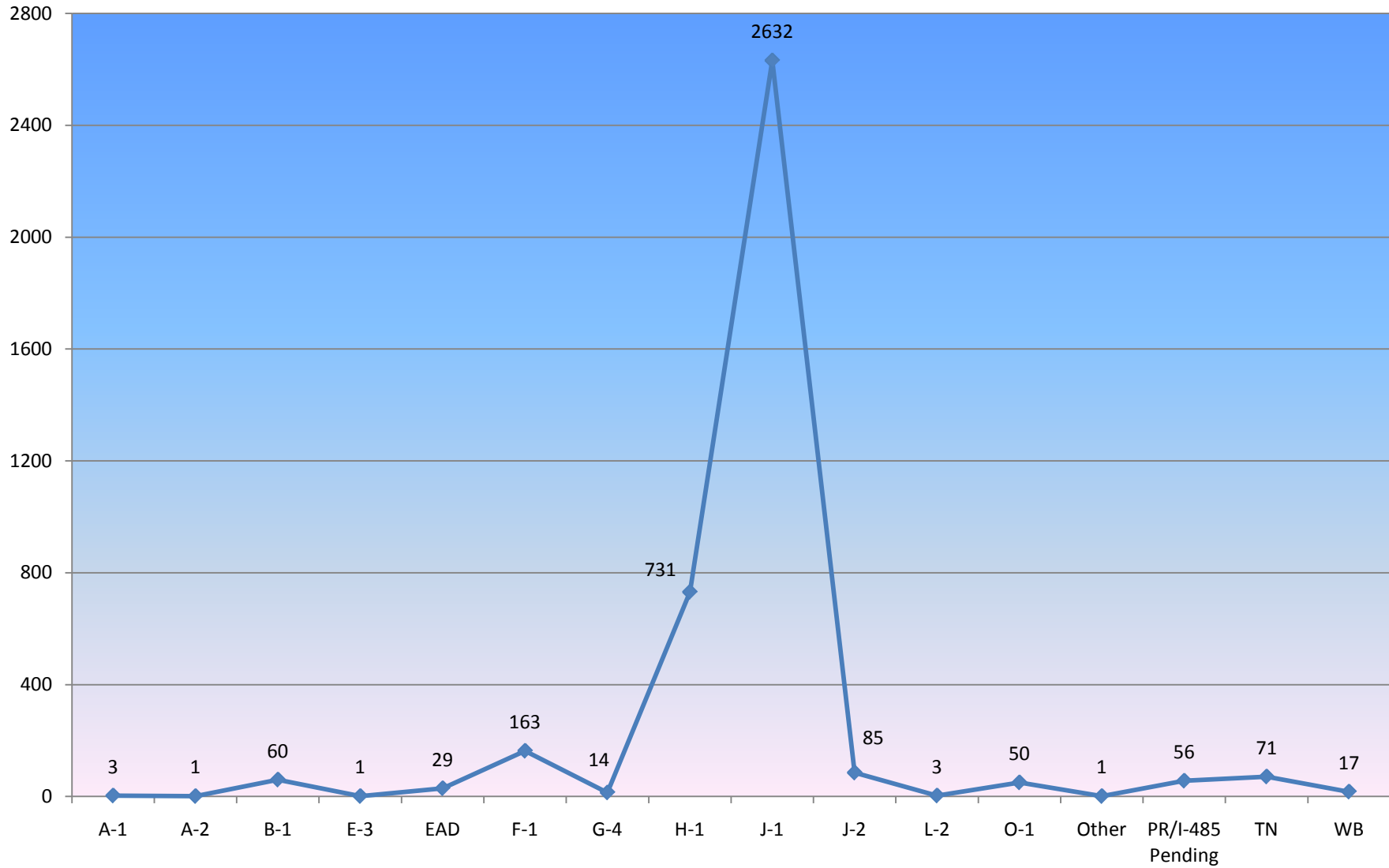
**FOREIGN NATIONALS BY VISA TYPE  
FISCAL YEAR 2009**

---

<b>Visa Type</b>	<b>Number</b>
A-1	3
A-2	1
B-1	60
E-3	1
EAD	29
F-1	163
G-4	14
H-1	731
J-1	2632
J-2	85
L-2	3
O-1	50
Other	1
PR/I-485 Pending	56
TN	71
WB	17
<b>TOTAL</b>	<b>3917</b>

FOR NIH USE ONLY

# FOREIGN NATIONALS BY VISA TYPE FISCAL YEAR 2009



**TOTAL FOREIGN NATIONALS: 3917**

FOR NIH USE ONLY

**FOREIGN NATIONALS BY VISA TYPE AND CATEGORY  
FISCAL YEAR 2009**

VISA TYPE	AI	CF	ES	GR	HSA	ITT	MO	PDF	PSC	RF	SI	SRF	SV	SC	SS	SF	SPF	VF	Total
A-1													2					1	3
A-2													1						1
B-1			6	5					1				48						60
E-3										1									1
EAD		1			1	1				7			5		4			10	29
F-1				1				19	2	4			35				1	101	163
G-4				1					1	1		1	5	1	1			3	14
H-1	4	17		4	1	32	1			506	7	1	20	11	127				731
J-1	2	23	55	55				88	11	43		2	222		1	54	11	2065	2632
J-2								3		1			40		1	1		39	85
L-2										1			1					1	3
O-1	2	1				4				7	5		3	16	12				50
Other													1						1
PR/I-485 Pending						4		1		11			5		11			24	56
TN		2			1			1	3	4					2	2		56	71
WB			4	1					4				8						17

<b>TOTAL</b>	<b>8</b>	<b>44</b>	<b>65</b>	<b>67</b>	<b>3</b>	<b>41</b>	<b>1</b>	<b>112</b>	<b>22</b>	<b>586</b>	<b>12</b>	<b>4</b>	<b>396</b>	<b>28</b>	<b>159</b>	<b>57</b>	<b>12</b>	<b>2300</b>	<b>3917</b>
--------------	----------	-----------	-----------	-----------	----------	-----------	----------	------------	-----------	------------	-----------	----------	------------	-----------	------------	-----------	-----------	-------------	-------------

AI = Adjunct Investigator  
 CF = Clinical Fellow  
 ES = Exchange Scientist  
 GR = Guest Researcher  
 HSA = Health Science Administrator  
 ITT = Investigator Tenure Track  
 MO = Medical Officer  
 PDF = Pre-doc Fellow  
 PSC = Professional Service Contractor

RF = Research Fellow  
 SI = Senior Investigator  
 SRF = Senior Research Fellow  
 SV = Special Volunteer  
 SC = Staff Clinician  
 SS = Staff Scientist  
 SF = Supplemental Fellow  
 SPDF = Supplemental Pre-Doc Fellow  
 VF = Visiting Fellow

**FOREIGN NATIONALS - ALL CATEGORIES - BY COUNTRY  
FISCAL YEAR 2009**

<b>Country</b>	<b>Number</b>
Albania	3
Algeria	2
Argentina	44
Armenia	4
Australia	33
Austria	16
Azerbaijan	1
Bangladesh	11
Barbados	1
Belarus	3
Belgium	15
Bolivia	3
Bosnia and Herzegovina	1
Brazil	82
Bulgaria	11
Burkina Faso	2
Cameroon	1
Canada	130
Chile	17
China	717
Colombia	9
Croatia	5
Cyprus	2
Czech Republic	20
Denmark	18
Ecuador	4
Egypt	11
Estonia	1
Ethiopia	2
Finland	10
France	152
Gaza Strip	1
Georgia	4
Germany	173
Ghana	4
Greece	30
Haiti	1
Hong Kong	27
Hungary	29
Iceland	7
India	470
Indonesia	6
Iran	8
Ireland	25
Israel	101
Italy	167
Japan	372
Jordan	3
Kazakhstan	1
Kenya	5
South Korea	344
Lebanon	11
Libya	1
Lichtenstein	1

<b>Country</b>	<b>Number</b>
Macedonia	1
Madagascar	1
Malaysia	10
Mali	2
Mexico	35
Mongolia	9
Morocco	2
Nepal	2
Netherlands	32
New Zealand	14
Nicaragua	2
Nigeria	12
Norway	13
Pakistan	9
Panama	1
Paraguay	1
Peru	12
Philippines	16
Poland	43
Portugal	14
Romania	16
Russia	80
Saudi Arabia	1
Senegal	2
Serbia	2
Sierra Leone	1
Singapore	15
Slovakia	17
Slovenia	2
South Africa	11
Spain	75
Sri Lanka	7
St. Vincent and The Grenadines	1
Sudan	1
Sweden	32
Switzerland	14
Syria	3
Taiwan	73
Tanzania	2
Thailand	27
Trinidad & Tobago	5
Tunisia	2
Turkey	27
Uganda	1
Ukraine	16
United Kingdom	110
Uruguay	2
Uzbekistan	1
Venezuela	9
Vietnam	6
West Bank	1
Yemen	1
Zambia	1
<b>TOTAL</b>	<b>3917</b>

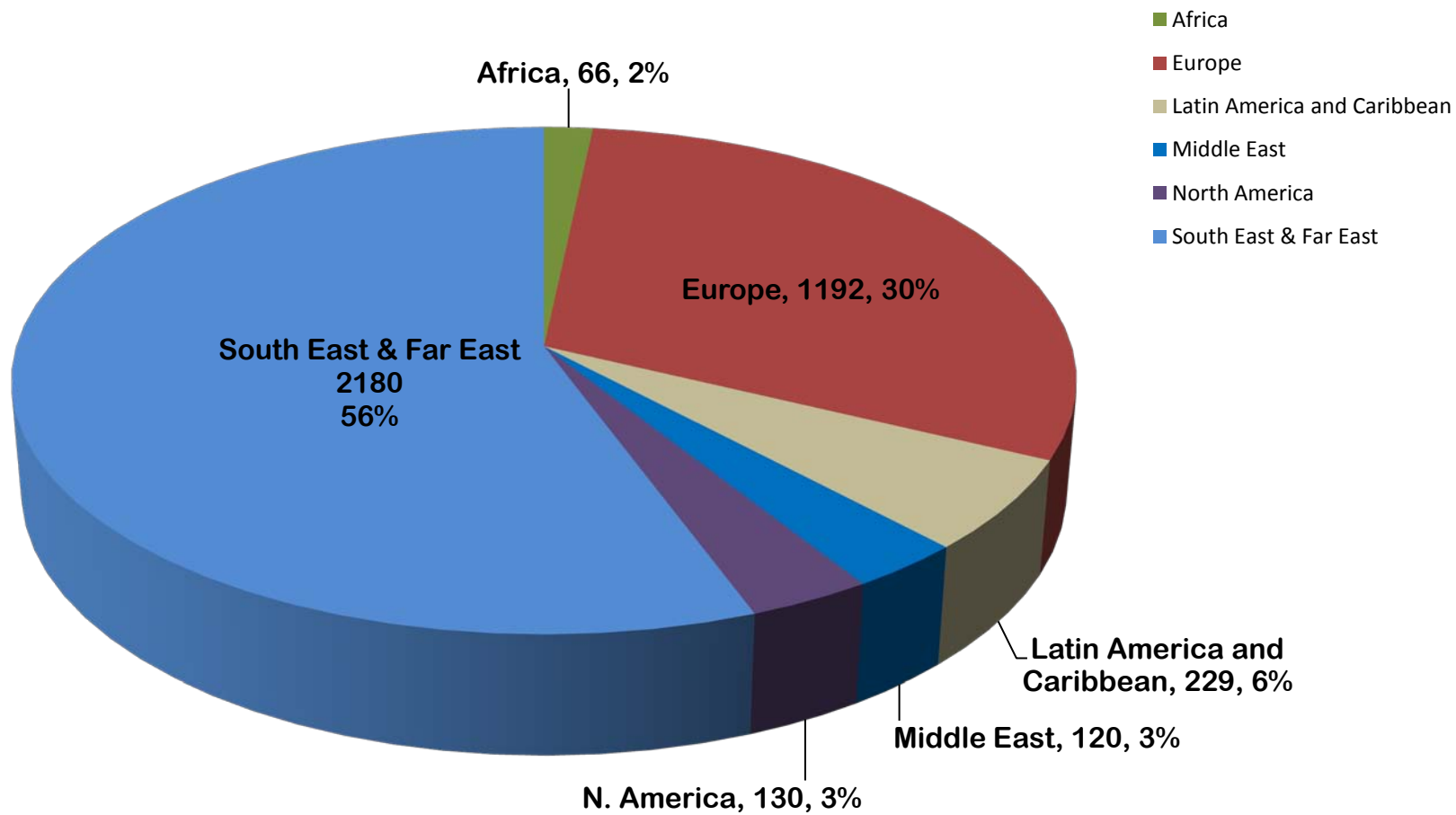
FOR NIH USE ONLY

**FOREIGN NATIONALS BY REGION  
FISCAL YEAR 2009**

---

<b>Region</b>	<b>Number</b>
Africa	66
Europe	1192
Latin America and Caribbean	229
Middle East	120
North America	130
South East & Far East	2180
<b>TOTAL</b>	<b>3917</b>

# FOREIGN NATIONALS BY REGION FISCAL YEAR 2009



TOTAL FOREIGN NATIONALS: 3917

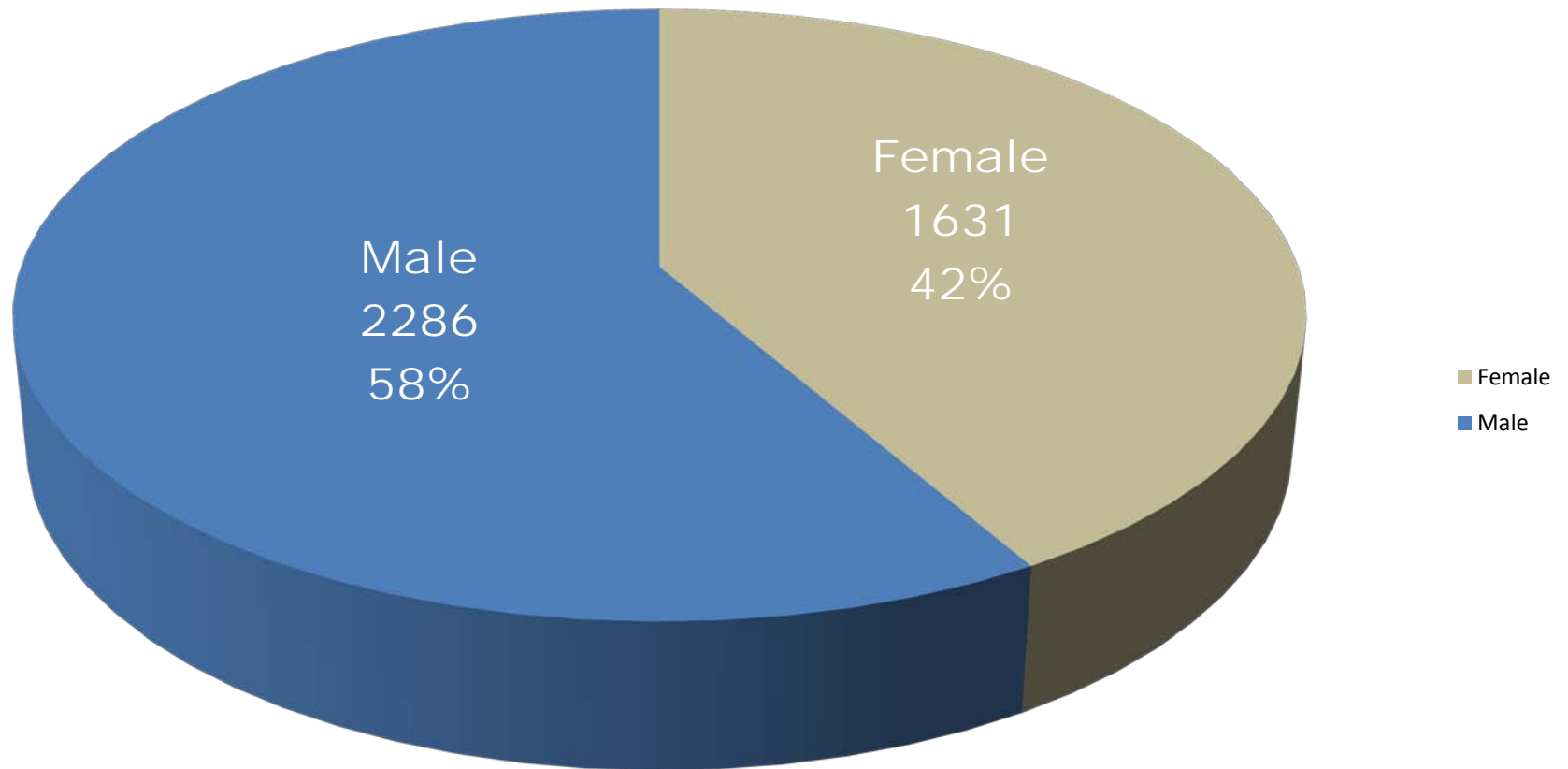


**FOREIGN NATIONALS BY GENDER  
FISCAL YEAR 2009**

---

Gender	Number
Female	1631
Male	2286
<b>TOTAL</b>	<b>3917</b>

**FOREIGN NATIONALS BY GENDER  
FISCAL YEAR 2009**



**TOTAL FOREIGN NATIONALS: 3917**

**FOR NIH USE ONLY**

**FOREIGN NATIONALS BY COUNTRY AND GENDER  
FISCAL YEAR 2009**

Country	Female	Male
Albania	3	
Algeria	2	
Argentina	27	17
Armenia	3	1
Australia	20	13
Austria	6	10
Azerbaijan		1
Bangladesh	4	7
Barbados		1
Belarus		3
Belgium	7	8
Bolivia	2	1
Bosnia and Herzegovina	1	
Brazil	35	47
Bulgaria	9	2
Burkina Faso		2
Cameroon		1
Canada	45	85
Chile	5	12
China	321	396
Colombia	4	5
Croatia	3	2
Cyprus		2
Czech Republic	6	14
Denmark	9	9
Ecuador	2	2
Egypt	6	5
Estonia	1	
Ethiopia		2
Finland	6	4
France	65	87
Gaza Strip		1
Georgia	1	3
Germany	72	101
Ghana		4
Greece	15	15
Haiti	1	
Hong Kong	13	14
Hungary	13	16
Iceland	5	2
India	175	295
Indonesia	3	3
Iran	3	5
Ireland	13	12
Israel	42	59
Italy	100	67
Japan	79	293
Jordan	1	2
Kazakhstan	1	
Kenya	3	2
South Korea	114	230
Lebanon	7	4
Libya	1	
Lichtenstein		1
Macedonia	1	

Country	Female	Male
Madagascar		1
Malaysia	9	1
Mali		2
Mexico	19	16
Mongolia	3	6
Morocco		2
Nepal		2
Netherlands	16	16
New Zealand	5	9
Nicaragua	1	1
Nigeria	3	9
Norway	5	8
Pakistan	3	6
Panama		1
Paraguay		1
Peru	5	7
Philippines	10	6
Poland	26	17
Portugal	9	5
Romania	12	4
Russia	31	49
Saudi Arabia	1	
Senegal		2
Serbia	1	1
Sierra Leone	1	
Singapore	5	10
Slovakia	8	9
Slovenia		2
South Africa	5	6
Spain	50	25
Sri Lanka	3	4
St. Vincent and The Grenadines		1
Sudan		1
Sweden	14	18
Switzerland	6	8
Syria	2	1
Taiwan	22	51
Tanzania		2
Thailand	16	11
Trinidad & Tobago	4	1
Tunisia	1	1
Turkey	11	16
Uganda	1	
Ukraine	8	8
United Kingdom	51	59
Uruguay	2	
Uzbekistan		1
Venezuela	4	5
Vietnam	2	4
West Bank	1	
Yemen		1
Zambia		1
<b>TOTAL</b>	<b>1631</b>	<b>2286</b>
<b>GRAND TOTAL</b>	<b>3917</b>	

FOR NIH USE ONLY

**FOREIGN NATIONALS BY IC AND GENDER  
FISCAL YEAR 2009**

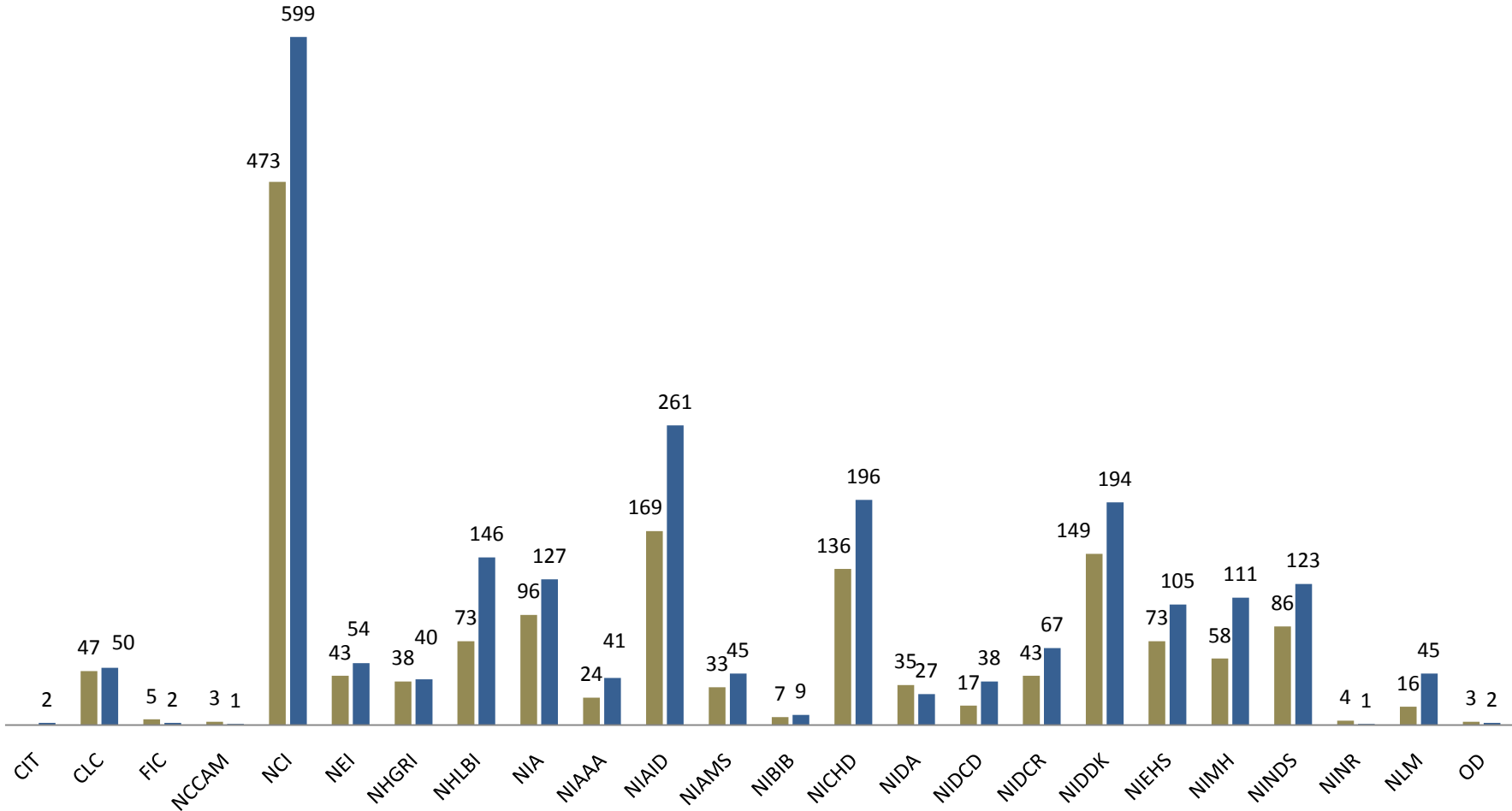
---

<b>IC</b>	<b>Female</b>	<b>Male</b>	<b>Total</b>
CIT		2	2
CLC	47	50	97
FIC	5	2	7
NCCAM	3	1	4
NCI	473	599	1072
NEI	43	54	97
NHGRI	38	40	78
NHLBI	73	146	219
NIA	96	127	223
NIAAA	24	41	65
NIAID	169	261	430
NIAMS	33	45	78
NIBIB	7	9	16
NICHD	136	196	332
NIDA	35	27	62
NIDCD	17	38	55
NIDCR	43	67	110
NIDDK	149	194	343
NIEHS	73	105	178
NIMH	58	111	169
NINDS	86	123	209
NINR	4	1	5
NLM	16	45	61
OD	3	2	5
<b>TOTAL</b>	<b>1631</b>	<b>2286</b>	<b>3917</b>

FOR NIH USE ONLY

# FOREIGN NATIONALS BY IC AND GENDER FISCAL YEAR 2009

■ Female ■ Male



**TOTAL FOREIGN NATIONALS: 3917**

FOR NIH USE ONLY

**FOREIGN NATIONALS BY CATEGORY AND GENDER  
FISCAL YEAR 2009**

<b>Category</b>	<b>Female</b>	<b>Male</b>	<b>Total</b>
Adjunct Investigator		8	8
Clinical Fellow	18	26	44
Exchange Scientist	26	39	65
Guest Researcher	32	35	67
Health Science Administrator		3	3
Investigator Tenure Track	13	28	41
Medical Officer		1	1
Pre-doc Fellow	63	49	112
Professional Service Contractor	5	17	22
Research Fellow	224	362	586
Senior Investigator	4	8	12
Senior Research Fellow	1	3	4
Special Volunteer	199	197	396
Staff Clinician	9	19	28
Staff Scientist	61	98	159
Supplemental Fellow	20	37	57
Supplemental Pre-Doc Fellow	5	7	12
Visiting Fellow	951	1349	2300
<b>TOTAL</b>	<b>1631</b>	<b>2286</b>	<b>3917</b>

FOR NIH USE ONLY

**FOREIGN NATIONALS BY VISA TYPE AND GENDER  
FISCAL YEAR 2009**

---

Visa Type	Female	Male	Total
A-1	3		3
A-2		1	1
B-1	25	35	60
E-3	1		1
EAD	11	18	29
F-1	81	82	163
G-4	13	1	14
H-1	272	459	731
J-1	1067	1565	2632
J-2	73	12	85
L-2	3		3
O-1	11	39	50
Other	1		1
PR/I-485 Pending	29	27	56
TN	30	41	71
WB	11	6	17
<b>TOTAL</b>	<b>1631</b>	<b>2286</b>	<b>3917</b>

FOR NIH USE ONLY

**NEW FOREIGN NATIONALS\* BY IC AND CATEGORY  
FISCAL YEAR 2009**

IC	AI	CF	ES	GR	ITT	PDF	PSC	RF	SI	SV	SC	SS	SF	SPDF	VF	Total
CIT							1									1
CLC		2				1		3		22	2	1			16	47
FIC			2							1						3
NCCAM							1									1
NCI		9	43	6	8	9	1	59		58	2	3	4		158	360
NEI		1	4	2		1		5		6					8	27
NHGRI				1		1		5		6		1			9	23
NHLBI		2			1	1	2	9		14	1	1			21	52
NIA			2	6	2			4		13		1			41	69
NIAAA				4		1		2		1		4			4	16
NIAID		1		6	1	6		20	1	15	1	4	2	4	51	112
NIAMS			1	7			2	7		1					7	25
NIBIB						1		3		3					2	9
NICHD				1		7	2	11		19				1	51	92
NIDA				5		1		2		3					9	20
NIDCD						1		4		2			1		6	14
NIDCR	1		1	1				6		7			1		6	23
NIDDK		2			1	1		12		14		1		1	61	93
NIEHS						1		12		6					24	43
NIMH						3		14		10		2			16	45
NINDS	1	1	1	1		3	3	8		25		3	2		18	66
NINR										2					2	4
NLM								2		2		5			13	22
OD										2						2

<b>TOTAL</b>	<b>2</b>	<b>18</b>	<b>54</b>	<b>40</b>	<b>13</b>	<b>38</b>	<b>12</b>	<b>188</b>	<b>1</b>	<b>232</b>	<b>6</b>	<b>26</b>	<b>10</b>	<b>6</b>	<b>523</b>	<b>1169</b>
--------------	----------	-----------	-----------	-----------	-----------	-----------	-----------	------------	----------	------------	----------	-----------	-----------	----------	------------	-------------

\*New Foreign Nationals at NIH from October 1, 2008 to September 30, 2009

AI = Adjunct Investigator

CF = Clinical Fellow

ES = Exchange Scientist

GR = Guest Researcher

ITT = Investigator Tenure Track

PDF = Pre-doc Fellow

PSC = Professional Service Contractor

RF = Research Fellow

SI = Senior Investigator

SV = Special Volunteer

SC = Staff Clinician

SS = Staff Scientist

SF = Supplemental Fellow

SPDF = Supplemental Pre-Doc Fellow

VF = Visiting Fellow

**FOR NIH USE ONLY**



**TOP 20 NEW FOREIGN NATIONALS\* BY COUNTRY AND CATEGORY  
FISCAL YEAR 2009**

COUNTRY	AI	CF	ES	GR	ITT	PDF	PSC	RF	SI	SV	SC	SS	SF	SPDF	VF	Total
China			4	3	2	12		41		33		6	1	3	107	212
India		2	3	3	1	3		27		21	1	1			74	136
South Korea			1	6	1		2	20		16		2	1		49	98
Japan	1	1		3		1		10		16		1	2		54	89
Germany		1	1	4	3	1		13		16	1		4		15	59
Italy	1		2	4		1	1	6	1	7					21	44
France						2	3	9		4					22	40
Taiwan				1	1			2		12					21	37
Canada		5		1	2	1	1	3		5		3			15	36
Brazil			1	2		3		6		11				3	7	33
United Kingdom		1	1		1	5	2	4		6		2	1		6	29
Israel			2			2		3		7					13	27
Spain				3		1		3		7		1			7	22
Russia			1					6		2		2			8	19
Poland			1	1	1			2		1		1			6	13
Thailand				1				2		4					3	10
Turkey			1				1			2					6	10
Argentina			1					2			1	1			4	9
Greece				3		1				3		1				8
Hong Kong								2		1					5	8
Other**	0	8	35	5	1	5	2	27	0	58	3	5	1	0	80	230

<b>TOTAL</b>	<b>2</b>	<b>18</b>	<b>54</b>	<b>40</b>	<b>13</b>	<b>38</b>	<b>12</b>	<b>188</b>	<b>1</b>	<b>232</b>	<b>6</b>	<b>26</b>	<b>10</b>	<b>6</b>	<b>523</b>	<b>1169</b>
--------------	----------	-----------	-----------	-----------	-----------	-----------	-----------	------------	----------	------------	----------	-----------	-----------	----------	------------	-------------

\*New Foreign Nationals at NIH from October 1, 2008 to September 30, 2009

\*\*Other = Totals from countries with less than 8 new representatives

AI = Adjunct Investigator  
 CF = Clinical Fellow  
 ES = Exchange Scientist  
 GR = Guest Researcher  
 ITT = Investigator Tenure Track  
 PDF = Pre-doc Fellow

PSC = Professional Service Contractor  
 RF = Research Fellow  
 RF = Research Fellow  
 SI = Senior Investigator  
 SV = Special Volunteer

SC = Staff Clinician  
 SS = Staff Scientist  
 SF = Supplemental Fellow  
 SPDF = Supplemental Pre-Doc Fellow  
 VF = Visiting Fellow

**ACTIVE FOREIGN SCIENTISTS\* BY CATEGORY  
FISCAL YEAR 2009**

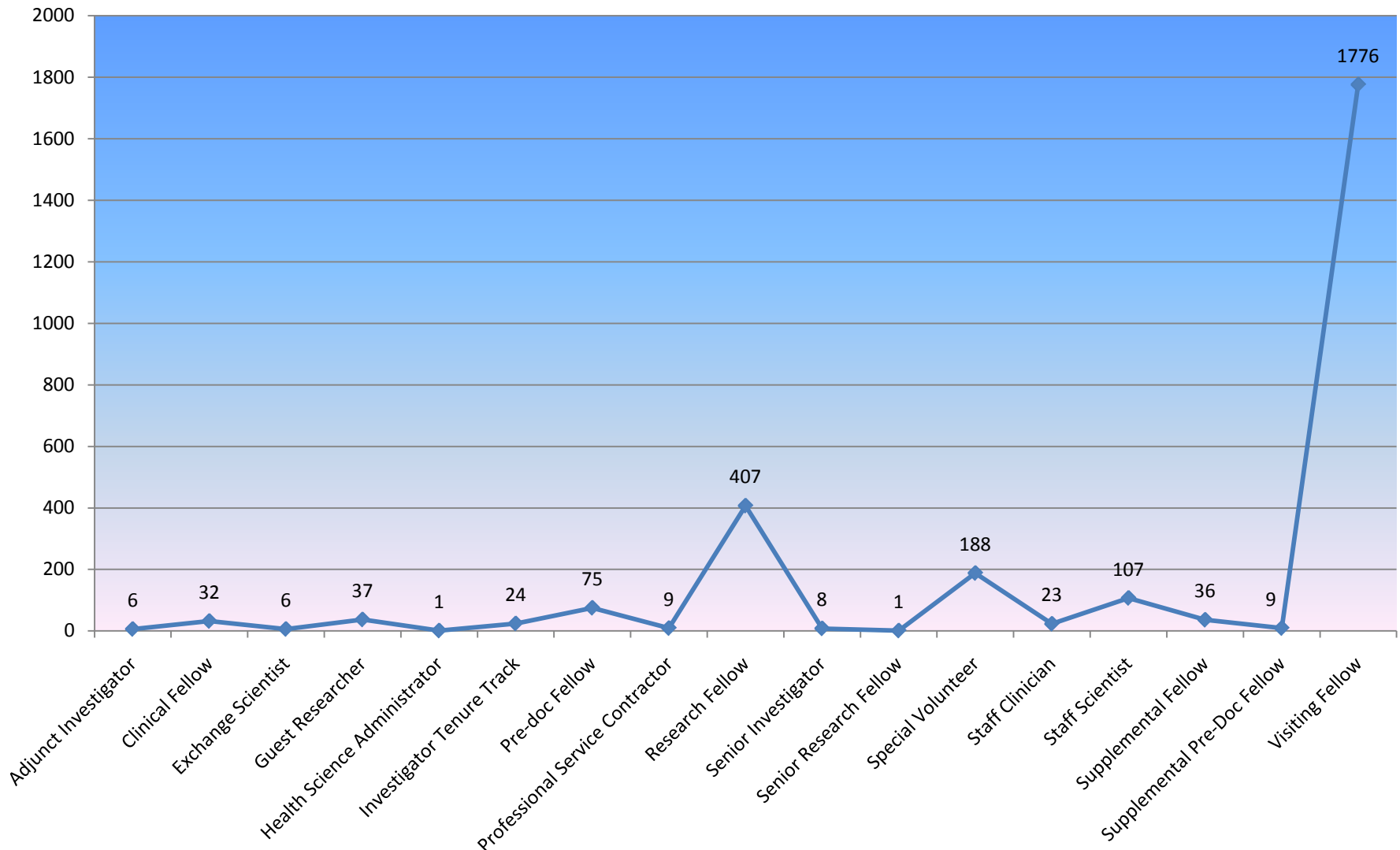
---

<b>Category</b>	<b>Number</b>
Adjunct Investigator	6
Clinical Fellow	32
Exchange Scientist	6
Guest Researcher	37
Health Science Administrator	1
Investigator Tenure Track	24
Pre-doc Fellow	75
Professional Service Contractor	9
Research Fellow	407
Senior Investigator	8
Senior Research Fellow	1
Special Volunteer	188
Staff Clinician	23
Staff Scientist	107
Supplemental Fellow	36
Supplemental Pre-Doc Fellow	9
Visiting Fellow	1776
<b>TOTAL</b>	<b>2745</b>

\*Foreign Nationals at NIH as of 9/30/2009

FOR NIH USE ONLY

## ACTIVE FOREIGN SCIENTISTS BY CATEGORY FISCAL YEAR 2009



**TOTAL ACTIVE FOREIGN SCIENTISTS: 2745**

FOR NIH USE ONLY