

Innovations in Election Administration 7

**Mail Voter
Registration
Programs**





Mail Voter Registration Programs

Author:

Robert S Montjoy
Director, MPA Program
1224 Haley Center
Auburn University, Alabama 36849

Managed and Edited by:

William C. Kimberling
National Clearinghouse on Election
Administration

Published by:

National Clearinghouse on Election Administration
Federal Election Commission
Washington, D.C. 20463

April 1994

Introduction by the Clearinghouse

This report is another in the series on Innovations in Election Administration being published by the FEC's National Clearinghouse on Election Administration.

The purpose of this series is to acquaint State and local election officials with innovative election procedures and technologies that have been successfully implemented by their colleagues around the country.

Our reports on these innovations do not necessarily constitute an endorsement by the Federal Election Commission either of any specific procedures described or of any vendors or suppliers that might be listed within the report. Moreover, the views and opinions expressed in these reports are those of the authors and are not necessarily shared by the Federal Election Commission or any division thereof.

We welcome your comments on these reports as well as any suggestions you may have for additional topics. You may mail these to us at:

The National Clearinghouse on
Election Administration
Federal Election Commission
999 E. Street, N.W.
Washington, D.C. 20463

or else contact us

Toll free 800/424-9530
Direct on 202/219-3670
By FAX on 202/219-8500.

Mail Voter Registration Programs

Mail registration is an outreach program with which most jurisdictions are probably familiar because of their experience with military and other programs of limited application. This report addresses mail registration programs of general application, those for which any citizen of a jurisdiction may apply. Over half of the states now have such programs.

The current situation will change because the National Voter Registration Act of 1993 (NVRA) requires the Federal Election Commission to develop and all registrars to accept a national voter registration card. States which do not now have comprehensive mail registration programs will need to develop procedures to handle the national registration cards if nothing else. In addition, states may develop their own mail registration forms that meet the criteria set for the federal program. Some may choose to do so in order to tailor the forms as much as possible to their own needs. Finally, states that now operate mail registration programs will have to review and probably change their forms in accordance with the NVRA.

Despite the change brought by the NVRA, it is still useful to examine the experiences of jurisdictions that have operated their own mail registration programs. The reason is that the act addresses only parts of most mail registration programs. A review of the basic elements will establish this point. The next section of this report provides an overview of a typical mail registration

program. The remainder of the report is divided into two major sections that address the forms and procedures of mail registration in greater detail.

The information reported here is drawn from interviews with state election officials, review of mail registration forms and statutes, site visits to five jurisdictions having mail registration programs, and responses to questionnaires by local election officials in 99 jurisdictions in 29 states which have mail registration programs.

A Typical Mail Registration Program

Mail registration programs should, perhaps, be called mail application programs since registration does not take place until the application is received, reviewed, and accepted by the officials charged with voter registration. In this sense, a mail program is like other registration outreach programs. It is a means of collecting applications by someone other than registrars and their staff.

While mail registration programs differ among themselves, they typically have a number of elements in common. There is a statute which authorizes the program, allocates authority and responsibility, and sets boundaries, some tight, some broad, on the operation of the program. A key element is the application form itself, which is designed to facilitate mailing. Most states print

a form for use throughout the state, and some large local jurisdictions prepare their own forms, as well.

For the program to work the forms must be distributed to prospective applicants. Election officials often place them in public agencies. In fact, many agency-based registration programs use the mail registration form. The forms are also distributed in registration drives by election officials, political parties, and other groups and individuals. The demand for forms is usually quite high around election time, and some offices place loose controls on the distribution of the forms to limit wastage.

Applications must be returned to the proper election office in a timely manner. Although the forms are designed for individual mailing, many are collected and returned in batches during registration drives. Timing is important because so much of mail registration takes place just before an election. Delays during this period could cause applications to arrive past the cutoff for new registration. The NVRA, and many existing state laws, address this problem by setting deadlines for agency transmittal and using the postmark on mailed applications as the effective date of receipt.

Once the application reaches the election office, the registrar typically checks it for completeness and accuracy and for possible duplication of existing registrations. Officials try to contact the applicants to resolve any discrepancies. Checking the forms can place a heavy burden on the office if the number of omissions or inaccuracies is high, especially when most of the mail registrations arrive at the busiest time for the staff.

Most offices send a written notice to successful applicants. This notice serves two important functions. It informs applicants that they have registered and tells them where to vote; often, it provides additional information, such as an election calendar for that year. The notice also provides a measure of verification. It is sent non-forwardable. A notice returned to the registrar

as undeliverable is a signal that something is wrong and a cue for further action. In most cases the next action would be a forwardable letter.

Once the application is accepted, the new registrant's name is entered on the roll in the same manner as an applicant from any other source. If the person indicates that he or she was formerly registered in another jurisdiction, the registration officials send a notice to that jurisdiction. A few states treat mail registrants differently from others by prohibiting absentee voting until the registrant has voted in person once.

While mail registration programs in the United States follow this basic pattern, they vary considerably in numerous respects. The following section describes the types of application forms in use in different programs.

Mail Registration Forms

The design of the application form is critical in a mail registration program because the form must serve several different functions. The goal is to collect information necessary for registration and file maintenance. Yet before it can serve this goal, the form must convey sufficient information to enable potential applicants to complete it. The design of the form to serve these goals is constrained by the requirements of the postal system, the use of the form in the election office, and the possible use of the form in the polling place. There are also legal and budgetary constraints. These topics are discussed in greater detail below.

Information for Applicants

The nature of the information printed on the application form and the clarity of presentation is probably more important to mail registration programs than to any other registration outreach program. The reason is that applicants may have to complete the forms without any other source of information. Other outreach programs involve personnel—deputy registrars, drivers' license officials, agency staff—who may have training, or, at least, experience in completing the forms. While mail registration forms are often used in other outreach programs as well, they must be capable of use by individual applicants without assistance. So it is important to consider both what is said on the form and how it is said.

The D.C. Form

The District of Columbia Board of Elections and Ethics got the help of PLAN (Push Literacy Action Now), an established literacy training and advocacy group, to redesign its form so that more users could understand it. The result was a dramatic drop in the number of incomplete or erroneous forms received. For this reason, it will be useful to examine the D.C. form looking at both the information provided and the way in which it is provided. There is, of course, no one best way to design a registration application, but tracing through the strategy of this successful design will reveal useful ideas and techniques. The D.C. form is displayed in Exhibit 1. The actual form is a bit larger than is shown here. The larger forms pictured in this report have been reduced in size to fit the pages.

The top half of Exhibit 1A is devoted entirely to information for the applicant. At the very top in large letters and plain language is the title of the form. To the right is the jurisdiction. This is a simple example of user-friendly design. It recognizes that the prospective applicant may not know where to begin the registration process. Mail registration forms are sometimes available in offices that contain numerous other forms and it is helpful for people to be able to quickly identify what they need.

The design of the form leads the user to additional information in a logical sequence. Reading down the left column the applicant learns that he or she can use this form to do three things: register to vote, change name or address, and declare a party. Each of these functions requires an explanation, but rather than break the flow of information, the form places two of the explanations in a box to the right. Continuing down the column, the reader learns the requirements he or she must meet to be a registered voter in the District of Columbia. Immediately following is a bold-faced offer of help for anyone with questions. Special instruction are provided for hearing-impaired and Spanish speaking applicants.

The lower half of Exhibit 1A displays the part of the form that the applicant must complete. And here are found a few detailed instructions on how to complete the form. It will be helpful to review a few characteristics of these instructions. First, they appear as close as possible to the point of action. For example, the applicant is told to use a pen and print clearly just before he or she must start writing. The instructions to fold, seal, and mail come after the applicant has completed the form. Second, many of the items are reduced to choices so that the applicant only has to check one. Third, the boxes in which the applicant must print are large enough to contain the information desired in all but extreme cases. Fourth, there is some redundancy. In Box 8 the applicant is told again about the need to register in one party in order to vote in a primary election and Box 10 restates the qualifications for voting before asking for the applicant's signature. Finally, there is a warning against false information printed in bold type immediately below the signature line so that it is clearly associated with the act of signing.

The other side of the form is displayed in Exhibit 1B. (The top half will not appear upside down after the form is folded for mailing.) The top portion contains two elements that will vary considerably by jurisdiction. One is the mailing address. The District of Columbia is a single ju-

isdiction with one registration office, so the address can be pre-printed on the form. The other is the postage-free mark. Many jurisdictions require that the applicant place a stamp on the form.

The lower half of Exhibit 1B represents free space because all of the required information was collected on the other side, and the address is pre-printed on the top half. Instead of leaving this blank, the designers of the D.C. form chose to do several things: remind the applicant about critical information items, explain the deadline for applications and the consequences of missing the deadline, tell the applicant what to expect as the next step in the process, and provide a reminder about the availability of help. None of these information items is necessary, but all are useful in reducing errors and needless questions about routine procedures.

The D.C. example provides an overview of information for applicants. From it we can begin to develop a checklist of useful items:

- ___ clear title of form
- ___ jurisdiction
- ___ uses of form
- ___ qualifications for voting
- ___ importance of maintaining current name and address
- ___ rules for voting in a primary
- ___ how to get assistance
- ___ how to get a form in another language
- ___ instructions for completing the form
- ___ address of the registration office
- ___ explanation of deadlines for registering
- ___ information on what to expect next.

Many other jurisdictions include similar items on their mail registration forms. The following subsections describe a few of the more important variations and additions.

Address of Registration Office

As noted above, D.C. has only one registration office, so it is convenient to pre-print the address

on the form. The address is bar-coded to facilitate automatic processing by the post office. Many local jurisdictions follow this pattern.

On the other hand, many states provide standard forms for use by all of their local registration offices. How does the applicant know where to send the completed form? There appear to be two basic answers to this question.

The Oregon application, displayed in Exhibit 2, illustrates one approach. In the top portion of Exhibit 2A we see the addresses of all of the county election offices. The applicant must pick the correct one and copy it in the space provided on the bottom part of the form. This approach permits the use of a single form throughout the state, thereby gaining the efficiency of mass printing. The listing of all local registrars does take up extra space, thus adding to the size of the form or requiring smaller print. Yet Oregon manages to include the addresses of all its county election offices, and their telephone numbers as well, on a small card. Exhibit 2 is the actual size of the card.

Some states do not include address information on the form. Iowa is an example. Exhibit 3A shows a case in which the address of the registrar was added to the card after the original form was printed. Several states follow this practice.

Language Requirements

Many jurisdictions are required to offer election materials in multiple languages. The need to print forms in multiple languages raises several issues. First is translation. A literal translation from an English form is not likely to convey the same message in another language. Election officials in multilingual jurisdictions often work with representatives of language groups on the design of registration forms, just as they do on ballots.

Second, election officials must be able to read the completed application. This is usually not a significant problem since the responses will consist primarily of proper names of people and places. On the other hand, registration office staff

may need multiple language capabilities in order to answer questions and to make inquiries about incomplete or erroneous forms. So it is important for registrars to have access to multiple language capabilities, preferably on the office staff as San Francisco does.

Finally, designers of mail registration applications should bear in mind the ways in which the forms are to be distributed. How will someone who does not read English obtain an application in her or his language? The District of Columbia prints directions in Spanish on its English language form (Exhibit 1A). The State of New York maintains an automated voice system for ordering forms by telephone, toll free, in English and Spanish.

Arizona combines English and Spanish on a single application form consisting of two attached sheets (Exhibit 4). The top half of the form in Exhibit 4A contains instructions to the applicant printed in English with a Spanish note to look further for Spanish language instruction. The actual application is below with labels in both English and Spanish. The back of the first page (Exhibit 4B) forms the mailer when it is folded. Attached to this form is a second sheet printed on paper of lighter stock than the first. The page pictured in Exhibit 4C is a duplicate of Exhibit A except that the instructions at the top are in Spanish. The application at the bottom is a receipt for the voter. On the back (Exhibit 4D) are more instructions in English and Spanish.

California (Exhibit 5) prints forms in six languages in addition to English. Each of the six is combined on a form with English. So there is one English and Chinese, one English and Spanish, one English and Vietnamese, and so on.

Follow-Up

What happens if an application is lost, misplaced, or delayed? When such a problem occurs it is desirable to discover it before the applicant arrives at the polls on election day. In many cases only

the applicant will know that the form has been submitted. Therefore, only the applicant can initiate action to correct the problem. Application forms can be designed to facilitate this error correction process.

First, many forms tell the applicant what to expect and provide a telephone number to call in case of questions. The D.C. form (Exhibit 1B) provides an example. The applicant is told that he or she will receive a voter card. If no card is forthcoming before the election, the applicant can call the number provided and get information on how to take corrective action.

Second, some jurisdictions number their forms and provide the applicant with a numbered receipt. Arizona follows this procedure. Note the number printed on the left side of the application and the receipt shown in Exhibits 4A and 4C. Until October 1, 1993, Nevada also numbered its forms sequentially so that they could be individually tracked. The applicant was to keep the numbered stub as a receipt and use it, if necessary, to locate a lost form. The system was rarely used and was abandoned in the latest revision of the election code. Other states continue to number forms as described below.

Numbering

Some jurisdictions individually number their forms either as part of the printing process or manually after the forms are printed. The California form shown in Exhibit 5A is an example. The number appears just below the signature in block 12 and again on the stub at the bottom. (This exhibit is substantially reduced from the actual size.) The number becomes the voter's identification number when the form is turned in and approved.

Numbering provides a means of monitoring the outreach system. While registrars cannot directly observe the activities of individuals or groups conducting registration drives, they can review the forms that are returned. Forms are issued to out-

reach personnel in series so that the office has a record of which forms each group has. Thus the numbers are an unobtrusive way to identify the source. We will return to this topic under the discussion of distribution procedures below.

Information Required by Registrars

The purpose of the application form is to collect information necessary for registrars to determine whether a person is eligible to vote in that jurisdiction, assign a polling place, record a choice of party in some states, and keep the registrant's name and address current. To perform these functions registrars need the same information from mail applications as from their regular applications. The specific questions asked on the forms have been the choices of individual states, although there is substantial congruence on the basic items. The NVRA will affect the information requirements, or data elements, in at least some jurisdictions, although the extent of the effect is not clear at this time.

The D.C. form (Exhibit 1A) illustrates the basic data elements. Item 1 tells the registrar how the form is being used. This is an important element because forms can serve multiple purposes and the NVRA requires that the national mail registration application be acceptable for change of address as well as new registrations. The election office staff could, of course, deduce this information by comparing the form with their existing records, but having the applicant indicate her or his intention saves time and reduces the possibility of misinterpretation.

Item 2 asks for the applicant's name. The interesting additions to the usual fields for last, first, and middle names are the choice of titles and suffixes. The former tells how the applicant wishes to be addressed and provides an indication of gender. The suffix may be helpful in distinguishing among registrants having the same name.

Items 3 and 4 ask for the resident's address. It is necessary to capture both the residence address and the mailing address. Some applicants will give only the latter if they are simply asked for an address. Registrars need both. Residence is critical because where one lives determines where one can vote. The mailing address is also important, if it is different from residence, because the election office needs the ability to contact voters by mail.

The need to distinguish between residence and mailing addresses is not peculiar to mail registration. It is common to all registration programs. The need to be very clear about this requirement on the form is greatest in mail registration because in many cases there will be no one to prompt the applicant for the additional information. Note the choice of words used here. Instead of residence and mailing address the form asks for "Address Where You Live" and "Address Where You Get Your Mail" on the belief that the latter concepts are more widely understood than the former.

The choice of sections—NE NW SE SW—is a standard part of the address system in Washington, D.C.

Item 5 asks for date of birth. The need for this item is obvious from the fact that age is a factor in determining eligibility for voting. It may be less obvious outside the election community that age is also a useful means of distinguishing among registrants having the same name. In this respect Item 5 works in tandem with Item 1 to distinguish between new applicants and existing applicants of the same name who have moved or changed names.

Item 6, daytime telephone number, is important for registrars to contact the applicant in case of mistakes in completing the form. Some forms ask for a number at which the applicant can be reached after business hours as well, as will be seen below. Registration offices frequently work overtime during the rush of registration activity just before a major election and may need to con-

tact applicants outside of normal business hours. In addition, people change jobs frequently so that an extra number increases the chances of being able to reach someone.

Item 7, the social security number, is a unique identifier which is especially useful as an identification number in computer-based system. However, under current federal law jurisdictions cannot require this number unless they were already doing so before January 1, 1975.

The need for party identification, Item 8, varies by jurisdiction. Those that have closed primaries must collect this information as part of the registration process.

Item 9 asks for the applicant's last registration so that the registration office there can be notified to update its records.

Finally, Item 10 asks for the voter's signature, specifically attesting to her or his qualifications to vote, and for the date. An original signature will be important if the application ever becomes involved in legal proceedings. Some states require the original signature at the polling place. Some others scan the signatures and print them out on the registration roll for use at the polls. In either case the form has to be designed to accommodate the specific use.

Except for social security and party identification these items are required by almost all jurisdictions. There are numerous additions and variations.

The South Carolina form illustrates several of these. Most interesting is the large space shown at the top of the form in which applicants are to draw a map using landmarks, etc., of the area where they live. Exhibit 6B pictures this section at its actual size. The primary purpose of the map is to help registrars locate rural residences in areas where there are no street numbers. The route and box numbers used for rural mail are often of little use in placing voters in districts. Jim Hendrix from the state election office reported that applicants were able to communicate

much useful information with this device and that it was an invaluable help to registration officials. Three of four county offices contacted also considered it useful. The fourth county did not need the map because it was completely covered by a 911 geographic location system.

Arizona also uses a map (Item 3 in Exhibit 4A). Although the space provided is much smaller than in the South Carolina form, officials interviewed there were also pleased with the system. As noted above, the chief use is in rural areas that have no means of identifying residence locations other than route and box numbers.

South Carolina asks for both a home and a work telephone number (Item 1c in Exhibit 6C). The form goes even further and asks for the number of a neighbor, relative, or friend in the case of an applicant who has no telephone at home or work. This form also goes into considerable detail on the qualifications for registration, including a set of questions about both disqualification because of criminal offense and the restoration of voting rights.

A number of states collect more identification information than does D.C. South Carolina asks for sex, color of hair and eyes, weight, height, race, occupation, social security number, date and place of birth, and date and place of naturalization, as well as naturalization number, for naturalized citizens (Item 2 of Exhibit 6C). Arizona asks for the last four digits of the applicant's social security number or an Indian census number (Items 10 and 11 of Exhibit 4A) as an optional entry. The state is unable to use the entire social security number but finds that the last four digits are useful in distinguishing among people of the same name.

Some states currently require that mail applications be witnessed or notarized. Tennessee is an example (Exhibit 7B). These requirements will have to change under the NVRA.

Finally, some states use the registration form to recruit poll workers. See the bottom of Exhibit 6C (South Carolina) for example.

The choice of how much information to collect involves trade-offs. More information is helpful to registrars, but detailed information requirements may be discouraging and confusing to potential applicants who may simply not apply at all or leave the form incomplete. In the latter case the omitted items may be more important than those filled in. The District of Columbia has greatly reduced the follow-up work of its election staff by simplifying the application form. On the other hand, the addition of map blocks has proven very useful in jurisdictions with significant rural areas not covered by a 911 system.

Such trade-offs are complicated by other constraints on the design and printing of mail registration forms. These are discussed in the following section.

Design and Printing Considerations

Several considerations govern the design and printing of mail registration forms. Larger blocks allow applicants to record information more clearly. An adequately sized signature block is especially important in jurisdictions that use signature digitization. But large blocks also increase the size of the form, all other things being equal. By definition the forms must be of a size and shape to travel through the mail. In addition, they must be suitable for whatever use will be made of them in the election office. If the resulting record is to be used frequently, it should be compatible with registration records from other sources in the same file and it should be printed on heavy enough stock so that it can hold up to regular use. Where all of the necessary information is transferred to another form or to a computer and the original record simply stored for use in contests, etc., these considerations are less important. Similarly, if the record must be taken to the polling place to provide an original signature, the form will have to fit the binders that are used at the polling place or there must be some provision for incorporating the portion that contains the signature into the record that goes to the polling place.

The states and some local jurisdictions that have mail registration have developed different solutions that meet their particular needs. A few examples will illustrate the range of options.

The Iowa card (Exhibit 3) is a model of conciseness. Most of the instructions to the voter are printed on a detachable stub. Even with the stub attached, the form fits easily into a standard envelope. When the stub is removed, the remainder becomes a post card ready for mailing. The cards are printed for the entire state but may be stamped with the address of the appropriate election office before distribution, as this example illustrates. In this case the applicant has only to affix a postage stamp.

Kentucky uses a larger card and provides an envelope for returning it (Exhibit 8).

California (Exhibit 5) and Maryland (Exhibit 9) make different uses of the folding card. California's card comes in four sections. Folded it creates a mailer for the election office to send the card to an applicant. After completing the registration card at the top the applicant detaches and mails it, pre-addressed and postage-paid, to the election office. He or she also detaches but retains the numbered stub at the bottom as a receipt. The middle two sections are disposable.

Maryland has a tri-fold card. The bottom section contains the registration form. It is detachable, just as the California form is. In this case, however, the applicant returns the entire card by folding it and sealing it with the small gummed strip shown at the top of Exhibit 9A. Note that the middle section is a detachable notice to the applicant's previous registrar. The registrar who receives this package can simply separate the cards, retain the bottom one as the registration record, and mail the middle card to the previous registrar.

Unlike the cards discussed above, the South Carolina form is printed on regular weight paper. The top two sections shown in Exhibit 6 are to be completed by the voter and detached. In this case the bottom section is an envelope in which the application is returned to the election office.

Similarly, the New Jersey form (Exhibit 10) is printed on regular weight paper instead of card stock. It forms its own envelope when the gummed flap on the right is folded over and sealed.

As noted above, the weight of the paper and the design of the form are constrained by the use to which the form will be put. The Tennessee form shown in Exhibit 7 illustrates this point. The form consists of four sheets of paper plus a carbon sheet between the second and third. Exhibit 7A shows the first sheet, front and back, which provides instructions to the applicant. The Exhibit 7B shows the front and back of the second sheet. The front of the third sheet is identical to that of the second. Together they make an original and one carbon copy of the application. The copy is put in a binder and used at the polling place by counties that do not have computer based systems. The shape of the form and the holes along the left edge are designed to fit the binders that go to the polling places on election day. The back of the last sheet, shown at the bottom of Exhibit 7C, provides space for addressing and stamping the package for mailing to the registration office. The other side, shown at the top of Exhibit 7C, is a notification to the registrar of the applicant's former residence.

The Tennessee system represents one solution to the problem of getting a copy of the voter's signature to the polling place. Make the card fit the binders. Technology provides an alternate solution for those jurisdictions which do not require an original signature. That is signature digitization. Still other jurisdictions require an original signature at the polls but do not wish to have their mail registration forms constrained by the design of the binders used at the polling places. The Pennsylvania form shown in Exhibit 11 offers a solution to this problem. Displayed in the lower right corner of Exhibit 11A are places for three signatures. The first two of these, Items 19 and 20, are on peel-off strips so that the original signature can be removed and affixed to another card. The last one, Item 21, records the signature on the card itself, which can be used to establish the authenticity of the other signatures should the need arise.

Legal and Budgetary Constraints

The ability of form designers to satisfy multiple goals is often constrained by legal and budgetary considerations. The former comes from statutory language specifying in detail the contents and appearance of the form. Although legislators clearly have authority to design the forms, their doing so locks into place features that were chosen on the basis of the information available at the time. Both changing technology and experience with the effects of different design features often provide cause for change. The necessity of returning to the legislative body for authorization to make fine adjustments discourages further development. Many jurisdictions provide basic statutory direction and allow state, and often local, authorities considerable discretion in the design of forms.

Budgetary constraints obviously affect choices. The most obvious example is whether or not the postage is to be pre-paid. Other design features affect the cost of programs as well. The cost of printing is an important part of program cost, but it is clearly not the only part. The extent of wastage may vary with different form designs, and labor costs in the office are certainly related to the numbers of errors and omissions on applications, which, in turn, are related to form design. Election offices are generally not able to estimate the total costs of their mail registration programs because they do not break down labor and other office costs by program.

The cost of printing varies with the type of form. It is impossible to provide a reliable figure of cost-per-form for jurisdictions that are considering the adoption of a mail registration program. The reason is that printing costs vary even for the same form depending upon the number of copies ordered and the competition among bidders. In printing, the cost per unit drops significantly with the number of copies ordered because the set-up costs are spread over the entire run. This is the reason that many states print a standard form, allowing counties and other local

jurisdictions to tailor them with address stamps, etc. All other things being equal, the cost should increase with the complexity of the form (multiple sheets, numbering, color, etc.) and the quality and weight of the paper. It may be useful to consult with printers as the form is being designed.

Mail Registration Procedures

Preparing mail registration forms will not alone serve the function of outreach. The forms have to be made available to the public. So the method of distributing applications is an important component of any mail registration program. Then the completed applications must be returned in a timely manner. Finally, the applications must be processed by the election office. This section reports the responses of 99 local election officials from 29 states regarding their procedures and experiences with mail registration.

Distribution of Applications

The distribution process begins with the printing of the forms. In about two thirds of the cases (68%) the state designs and prints the forms. There are at least two reasons for this practice. First, some statutes assign authority for the design of the form to a state election official. Second, the state can usually achieve substantial economies of scale by printing all of the forms. As noted above, local election offices can still tailor the standard state forms by, for example, stamping return addresses and/or sequential numbers on them.

Other patterns exist, however. In 18 percent of the cases the forms are designed by the state but purchase is the responsibility of the local jurisdiction. Sixteen percent of the jurisdictions use forms that they both designed and purchased. Furthermore, these categories are not mutually exclusive. Six percent of the jurisdictions use both

state forms and forms of their own design. In these cases the localities distribute their own forms, which are designed for their particular circumstances, but of course they accept the state form if they receive one.

Most local election offices use multiple means of getting the mail registration applications to the potential applicants. Public agencies are the most widely used means of distribution, being cited by 88 percent of the jurisdictions surveyed. This point is significant given the requirements for agency-based registration in the NVRA. Mail registration forms can be used in the agency-based programs under the act. It turns out that the great majority of jurisdictions which have mail registration programs already use them in public agencies.

Other means of distribution were reported by about half of the jurisdictions. They were: private groups other than political parties (54%), deputy registrars (46%), and political parties (40%). It is important to note that these figures tell us which means of distribution are used by the greatest numbers of jurisdictions, not which ones produce the most applications.

Jurisdictions continue to develop innovative ways to reach potential applicants. Oregon has a special mail registration form in the telephone directory, for example.

Registration drives raise special issues for the distribution of forms. One is the need to train the people who will give out the applications.

Errors in completing the forms add to the work load of registrars when the forms are turned in. Many registrars go over the applications with the people who will conduct the drive, explaining each information block and describing common errors. They also provide information on how to conduct registration drives, especially the deadlines for returning applications before elections. Some registrars provide written instructions along with the application forms.

A second issue is how to control the number of forms distributed. Experience suggests that organizers often have unrealistic expectations. About a fourth of the jurisdictions (26%) attempt to restrict the number of forms distributed in some way. The goal is not to limit registration access by any group but to keep some control on the process to reduce wastage and the likelihood of abuse. Some other jurisdictions choose not to limit distribution and still others are prevented by law from doing so.

Interviews during site visits provide a better picture of the sort of restrictions that are used. Emmett Fremaux, Executive Director of the District of Columbia Board of Elections and Ethics, argues that mail registration increases the effectiveness of his office because it allows others to perform the outreach function that would otherwise fall to his staff. Yet he tries impose some restraint on the number of forms taken by groups during registration campaigns. Some of the requests for thousands of forms are clearly unrealistic, he says. So he has a policy that restrains distribution in extreme cases.

His office will automatically give up to 500 forms on request. Groups seeking more than 500 forms at a time must present a plan to justify the greater number. How many sites will they use? How will they be staffed? The idea is to talk with representatives of the group to reach an understanding. He tries to promote the idea of actually getting people registered rather than just handing out forms. Groups can always get more forms if they need them.

This example raises two points. First, it is important to have a policy in order to ensure equity among groups. Second, many groups are new to registration drives and will base their requests on enthusiasm rather than experience. Talking about the plan for the registration drive both provides information to the group and gives the group the opportunity to explain any unusual need for forms.

Shelby County (Memphis) Tennessee has a similar policy. There is a standard limit on the number of forms issued: 200 for groups, 100 for individuals. A request for more requires the approval of a commissioner. In addition, one staff member has responsibility for issuing applications and she records the number of forms taken in a log (Exhibit 12). She records both the number received by the individual or group and the number of completed applications returned. The goal is to replace forms on a one-for-one basis. The office is not rigid about this policy, especially in the rush around election time, but having a procedure conveys the message that registration is an important act. Again, the purpose is to encourage groups to bring back complete applications rather than simply handing out forms.

Gorham, Maine, reports an entirely different approach to distribution. The state provides the design of the mail registration form to printing companies in the state. The companies print and sell the forms to whomever wishes to buy them. Their customers include political groups, as one would expect, but also businesses and colleges. The former put them out for their customers and the latter give them to their students. This policy holds for the distribution of mail registration forms. Citizens can still obtain individual applications free of charge from their township.

Finally, some jurisdictions number their forms sequentially and issue them to groups in numbered lots. This control device has its most direct effect when the forms are returned because the registrar can determine which group distributed them. San Francisco monitors the applications it receives for

completeness and timeliness. If, for example, the forms that were issued to a particular group are consistently returned past the deadline, the staff knows whom to contact. Additional training may be the remedy. This example highlights again the importance of election offices working with groups involved in registration drives to improve the quality of the returned forms. Numbering simply provides a means of monitoring for results.

Pre-printed numbering also increases the cost of the form. Some jurisdictions that did number their forms have discontinued that practice. Nevada and the District of Columbia are examples. Yet many jurisdictions may consider numbering as they examine ways to meet the reporting requirement of the NVRA.

Returning Applications

The applicants who receive the mail registration forms must complete them and return them to the appropriate election office. An earlier section of this report discussed the importance of user-friendly applications, both to the applicant and to the election officials who must deal with any problems in the applications that reach them. This section deals with the return of the form to the election office.

A number of jurisdictions require that the application be notarized or witnessed before it is returned. Just under half (46%) of the jurisdictions sampled for this report do so. Thus the requirement for witness or notarization is fairly popular as a safeguard in mail registration. On the other hand, some officials report that it is the source of a good bit of confusion during registration drives. Fifty-four percent of the jurisdictions have no such requirement. The NVRA prohibits requirements for "notarization and other formal authentication," which presumably includes witnessing.

Mail registration applications are returned in a variety of ways. Almost all of the offices (98%) reported receiving them by mail. Nearly as many

(91%) received some forms directly from individuals who returned them in person. A slightly smaller number (83%) reported receiving forms through third parties. Yet in many cases this last method produces the greatest number of applications, especially during registration drives. Only a few election offices received mail applications through their state election office.

The manner in which an application is returned may be affected by the features of the form itself. As noted earlier, many forms have the return address printed or stamped on them. In addition, one fourth (25%) of the jurisdictions in the sample use postage-paid cards or envelopes. The other three fourths require the sender to place a postage stamp on the application if it is to be returned by mail.

Processing Mail Applications in the Election Office

When the election offices receives the forms the registrar or staff normally undertakes some pre-registration checks for accuracy and completeness. They then add the name to the registration list and mail a notice to the applicant. A return of the notice as undeliverable will trigger follow-up procedures. Once this step is completed few jurisdictions treat mail registrants differently from other registrants. There are special cases, however. In addition, some jurisdictions undertake general canvasses and/or file searches. While these activities are not exclusively for mail registrants, some officials feel that the need for them is heightened by the presence of large numbers of mail registrants in the file.

The processing of returned forms is the point at which any problems in mail registration are most likely to be revealed. Two key values are at stake here. One is the integrity of the election process. Some election officials and outside observers worry that mail registration increases the probability of error or deliberate fraud. The other is efficiency. Mail registration programs can affect the nature and flow of work in election offices. The following account addresses both values.

Pre-Registration Reviews

The typical pre-registration review begins with a check of the application for completeness. If a critical information item is missing or illegible, the staff will try to contact the applicant to obtain the necessary information. This can be a time-consuming process and it is the reason for requesting telephone numbers on the form. The ability to reach an applicant by telephone is especially important during the rush before an election. As noted earlier, some forms request home telephone numbers as well as work numbers. Election offices usually work overtime during the pre-election rush and need the ability to contact applicants after business hours.

Locating the residence of an applicant is essential to placing her or him in the proper electoral district. Even when the form is filled in completely, this process is not always easy. The nature of problems tends to vary by the size of the jurisdiction. Election officials will usually be more familiar with the addresses in a small jurisdiction than in a large one so that they are more able to quickly locate a residence without the aid of a computer. On the other hand, small jurisdictions tend to be rural and many rural areas are not covered by street addresses or other geographic indicators. A "911" system provides locations for all residences in a jurisdiction to aid in emergency services, but it also helps registrars. Many jurisdictions, however, are not covered by such systems. The diagram spaces on the South Carolina and Arizona forms are designed to help in these situations.

In urban jurisdictions a greater proportion of the residences will have street addresses, but the greater number of addresses makes it less likely that individual staff members in the election office will be familiar with them. The process of looking up an address on a map can be time consuming, especially in densely populated areas. San Francisco has precincts that consist of a few city blocks. There are computer programs available to facilitate this task as well as the job of reassigning precincts when lines change. Tom Wilkey, Executive Director of the New York State Board of Elections,

cites good locator software as one of two key elements in a successful mail registration program.

The need to place applicants in districts is not unique to mail registration, of course. Yet the volume of activity that can be generated and the lack of face-to-face contact in mail registration programs increase the magnitude of the task.

While attempting to place applicants in their proper districts, registration staff will sometimes discover that the applicant lives in another jurisdiction. In these cases they simply forward the application to the proper district. Some statutes require the office to keep a log of such transfers, and it is good practice to do so anyway.

At some point in the process election offices also check for duplicate registrations. The incidence of duplicates increases during registration drives. Many citizens cannot remember whether they are registered or whether their registration remains valid, especially if they have not voted recently. Applications are checked against the file to discover possible duplications and to distinguish them from address changes that are not indicated as such on the form and from new registrations by persons of the same name. This requirement is the reason for additional personal identification requests on the application form.

Jurisdictions that require the signature of a witness may check these signatures against those on file. The survey conducted for this report does not provide data on how widespread or comprehensive this practice is. Some jurisdictions volunteered information that they did conduct such checks.

If during these pre-registration checks the office discovers that an applicant is unqualified, it is a relatively simple step to reject the application and notify the applicant of the reason for the rejection, provided that the application contains a valid mailing address or even a valid telephone number. This process is simple in comparison to the task of purging a name after it has been added to the file. That is the reason for distinguishing between pre-registration checks and checks that take place after registration is accomplished.

Verification or Acknowledgment Mailings

The distinction between pre- and post-registration activities is especially important with regard to the initial mailing of a notice after receipt of the application. This notice typically informs the applicant that the office has received the application and provides information of voting place, etc. Jurisdictions send this notice by first-class mail marked "DO NOT FORWARD." A return of the notice as undeliverable notifies the registration office that something is wrong.

The next step depends on whether the notice was a pre-registration verification, as the FEC terms it, or a post-registration acknowledgment. If the notice was a verification, the staff can simply decline to register the individual and send another notice so stating, just as they would if an application were rejected for other reasons. If, on the other hand, the office first registers the applicant and then sends an acknowledgment of that registration, it must follow purging procedures to remove the name from the list. The NVRA establishes purging procedures which may be more elaborate than those currently in place in many jurisdictions. The goal is to prevent erroneous purges and, as a matter of policy, purges for failure to vote. These provisions do not apply to pre-registration checks.

If a notice is returned as undeliverable, whether it is a pre-registration verification or a post-registration acknowledgment, it should be followed with a second notice sent by forwardable mail. The forwardable notice will reach people who have moved and left a change of address. It should ask them to contact the registration office and provide a current address. If the second notice is undeliverable, it can serve as the first step in purge proceedings where applicants have already been added to the roll.

The practice of sending a notice, whether verification or acknowledgment, is the instrument most widely used in mail registrations programs against erroneous and fraudulent registrations. Craig Donsanto, Director of the U.S. Justice Department's Election Crimes Branch, points out that this

system is not foolproof. It relies on the routines of the post office, which are designed to deliver mail, not to catch criminals. A first-class letter will be returned to the sender under certain conditions: (1) the addressee has notified the post office that he or she has moved, usually by filing a forwarding address, (2) the occupant refuses the mail, or (3) the postal carrier knows that the addressee does not live there. While these conditions cover most normal circumstances, they do not cover all possibilities, such as someone receiving mail under several different names at the same address.

Donsanto recommends supplementing the mailing of notices with periodic personal canvasses in which representatives of election offices meet face to face with registrants. This is a regular practice in Great Britain, although for a different purpose. There the election list is reconstructed annually, first by a mail canvass of all residences and then by personal canvasses of all residences that have not responded. Donsanto recommends using a nondiscriminatory sampling procedure to reduce the cost of his proposed canvass. Although such a canvass would not confirm every registration, it could have a major deterrent effect on fraudulent registration.

Tom Wilkey stresses the importance of working with the post office personnel. This is the second of his two keys to a successful mail applications program. The point is to not simply rely on the organizational routines of the post office, but to work with postal carriers to explain the goals of the registration office and to elicit their help. The purpose is broader than the prevention of fraud. There are many ways in which post office personnel can help a mail registration program. Perhaps the chief one is by being aware of the deadlines and ensuing time pressures that affect registration just prior to elections. It is important that postal carriers recognize mail registration forms. Wilkey recommends that election officials take initiative to contact their local post offices, to explain their needs and constraints, and to learn of the constraints that affect the postal service.

Effects on Office Routines

Mail registration also affects the routines of the election office. Maryland provides an excellent example because it keeps statewide registration figures by source. It has mail registration and several other outreach programs. From January, 1991, through July, 1993, in-person registrations averaged only 7 percent of total monthly registrations while mail registrations averaged 64 percent. This result supports Emmett Fremaux's point that mail registration and other outreach programs take the office staff out of the business of routine face-to-face registration.

What can the staff do with the extra time? Just what they are trained to do—apply their specialized knowledge of elections to the applications they receive from other sources. Ideally, mail registration provides for increased specialization and efficiency. It allows others to perform the outreach function, leaving the election professionals free to process the increased number of applications and deal with exceptional cases.

Fremaux carries this principle of specialization into the office during the usual surge in applications before elections. His office regularly hires temporary workers during these periods. One problem with using temporaries is that they are not trained in election law and procedures. His answer is to use them for doing what they know. He hires data entry specialists. During most of the year his regular staff both reviews applications and enters data into a computer. During the pre-election surge the regular staff concentrates on reviewing applications. They solve any problems with the forms before passing them on to the data entry specialists. These temporary employees concentrate on the same job they do for other employers—accurate and efficient data entry. When the surge passes, the temporaries leave and the regular staff resumes their former data entry responsibilities.

Mail registration contributes to the surge. Even though applications are readily available, many potential registrants will not think of filling one out until an approaching election catches their atten-

tion. In addition, much mail registration activity is generated by parties and other organized groups in registration drives shortly before an election. So mail registration programs are likely to heighten the surge of registration before elections and registrars implementing new mail registration programs need to be prepared for this development.

Monthly registration figures from the District of Columbia illustrate this point. Figure 1 compares motor voter registration with all other sources of registration in D.C. According to officials there, the "other" category consists almost entirely of mail registrations since there are very few in-person registrations. (Recall that in Maryland mail registrations outnumbered in-person registrations by a ratio of almost ten to one.) It is apparent that the monthly registration rate from the motor voter program is much more stable than the mail registration rate. The mail-in program produced 59 percent of the total registrations (101,616 to 71,534), but 79 percent of the mail-in total came in two surges, March - October of 1990 and March - December of 1992. In fact, over one fourth of all mail registrations in the four plus years covered by this chart came in a single month, October 1992.

These data should not be surprising, except perhaps in the magnitude of the surges. For reasons noted above, mail registration follows, and may accentuate, the normal cycle of electoral activity. A motor voter program such as that practiced by the District of Columbia operates independently of the electoral cycle. The point here is that election offices which undertake mail registration programs should anticipate increased surges before elections, all other things being equal.

Do mail registration applications also require more processing time per application? One might expect so because the form is often completed without the aid of an election official or even a trained volunteer. The survey asked election officials to estimate the percentage of mail registration forms that had various problems. Unfortunately, few officials were able to do so. They were able to tell us which problems they had, but not the frequency.

The most frequently cited problems were incomplete applications (47%) and duplicate applications (34%). These figures are not surprising given the fact that many mail registration applications are completed independently. The greater of the two, incomplete or erroneous applications, may be solved or substantially reduced by creating user-friendly forms, judging by the experience in the District of Columbia. No suggestions for preventing duplicate forms emerged from this study, although it is interesting to note that nearly two thirds of the jurisdictions did not find duplicates to be a significant problem.

The other two problems were much less widespread. Only 15 percent of the respondents cited applications arriving past the deadline as a problem. This number seems low in relation to the number of incomplete or erroneous applications. Apparently, most applicants and participants in registration drives understand deadlines and are able to get the forms to the registration office on time.

Integrity of the Electoral Process

Ten percent of the respondents reported at least some experience with fraudulent or frivolous applications. These constitute threats to the integrity of the electoral process, though in various ways and to varying degrees. The frivolous category consists of mischief such as people registering their pets via mail. They probably do not intend to vote these registrations, but the resulting deadwood in the file adds to the cost of elections, requires work by election officials cleaning them out, and creates an opportunity for someone else to use the registration for purposes of voting.

Several registrars discussed the problem of "bounty hunters," people who receive pay from political parties to register voters. When they are paid on the basis of the number of completed applications turned in, they are often tempted to pad the list using names from telephone books or even fictitious names. These people generally do not intend to vote the registrations either, but they do create deadwood in the system.

The parties and the bounty hunters are becoming more sophisticated. In order to discourage cheating, some parties have started paying on the basis of new registrations rather than applications turned in. Some bounty hunters, in turn, are getting multiple people to fill out the fictitious forms so that fewer are submitted in one hand writing.

Catching these fraudulent applications during the routine review process depends heavily upon the alertness of registrars to notice the similar handwriting on multiple applications or, less frequently, to notice duplications of existing names. Jurisdictions which require that mail applications be witnessed by a registered voter can also check the witness's signature against the signature on file. However, many jurisdictions do not require witnessing, and the NVRA prohibits such forms of authentication. Finally, as noted above, the routine verification letter will not necessarily catch them all either. The letter has to be undeliverable for the post office to return it.

It is important to stress that no one interviewed for this project suspects all bounty hunters of being dishonest. More importantly, no one felt that the fraudulent applications submitted were a direct threat to the elections. The reason is that these registrations are not voted. The incentive of the dishonest bounty hunter is presumably money, not the ability to influence the election. The immediate problems are an increase in deadwood and extra work for election officials, although deadwood creates the possibility of subsequent abuse by someone else. The practical goal of the election office is to weed out as many fraudulent applications as possible so as to keep the problem under control.

Simply weeding out fraudulent applications does not, however, produce a deterrent unless they can be traced back to the perpetrators. Germaine Wong, San Francisco Registrar of Voters, points out that sequentially numbered application forms are a help in combating fraudulent registrations. Her office issues applications in numbered batches. As a result they can

determine the original distributor of any applications that are later found to be fraudulent. Thus they are able to investigate problems, warn suspects, and seek prosecution if necessary. Without the ability to identify the distributor her office could only reject improper applications without any further steps to prevent recurrence.

Sometimes the group which receives the applications from the registration office passes them on to others for use in registration drives. Wong tries to get such groups to record the numbers of the applications they give to each subsequent distributor.

West Virginia employs another deterrent. Mail registrants must cast their first vote in person and present a valid identification and proof of age. (If they come to a polling place but do not have adequate identification, they vote a challenged ballot.) In subsequent elections they can vote absentee under the same rules as any other registrant. The stimulus for this requirement was the allegation of improper mail registrations used in conjunction with absentee ballots to affect elections. Thus this tactic operates at the point of voting rather than registration.

This requirement works in conjunction with West Virginia's absentee voting regulations and its early voting system. Mail registrants may vote absentee without first appearing in person if they are physically disabled, confined for health reasons, in military service (or the dependent of someone on military service), or temporarily residing outside the United States. College students were recently added to this list. The practical effect of these exceptions is to restrict the first-vote-in-person requirement to people who wish to vote absentee for reason of being out of the county on election day. The early voting system allows even these people to vote in person before the election at the county clerk's office. Jurisdictions without an early voting system could use this provision by simply allowing mail registrants to stop by the registrar's office and identify themselves before an election.

At least two other states place some special requirements on people who register by mail.

Nevada has just adopted a system like West Virginia's. Tennessee does not allow a mail registrant to serve as witness for another mail registration without first voting in person.

Such systems appear to be relatively simple to operate. One West Virginia county sticks a red dot on the registration card to identify mail registrants. The card goes to the polling place on election day and the sticker is removed there if the person appears with proper identification. Until then the person cannot receive an absentee ballot except as noted above. The system is designed to deter the fraudulent use of mail registration in conjunction with absentee ballots while not posing a significant burden on prospective voters or election officials.

Finally, deterrence is also the idea behind Craig Donsanto's proposal for an in-person canvass. While the West Virginia system has mail registrants come to election officials, this plan would have representatives of election offices go to the applicants. In most cases it would be impractical to visit all mail applicants, so Donsanto suggests the use of a sampling procedure that is uniform and nondiscriminatory. An example would be in-person verification of every n th mail application, where n is some number, such as 25 or 50, that the registrar would choose in advance and use consistently. Because only a small portion of the mail applications would be checked, the principal effect would come through deterrence.

This discussion of safeguards must be kept in perspective. The great majority of election officials interviewed for this report have not experienced significant attempts at fraud and do not see it as a current threat to their election systems. Yet fraud is by its nature secretive and there have been cases of attempts to alter the outcome of elections. No registration system is immune to the threat of fraud. This discussion has concentrated on threats that are salient in mail registration systems because the applicant does not necessarily interact directly with an election official, deputy registrar, or other public official.

Conclusion

Like motor voter and other outreach programs, mail registration takes the application process out of the registration office. It is also like these other programs in that it leaves the final decision over registration to the appropriate election officials. It is unlike other outreach programs in that the applicant may well complete and submit the form without encountering any public official or deputy registrar in the process. As a result, mail registration changes the nature of the registrar's job, placing greater emphasis on follow-up and verification after the application is received.

Generally, mail registration has proven to be a popular form of voter outreach. Different versions are in use in 29 states and the District of Columbia. In the best test case found, the District of Columbia received more applications through its mail program than through its combined-form motor voter program.

Mail registration systems are not without problems, however. They tend to surge near election time and they suffer the same sorts of difficulties as other outreach programs: incomplete applications, duplicate applications, and late applications. Frivolous or fraudulent applications have not proven to be a widespread threat to electoral systems, although the potential is always present and there have been serious allegations in individual cases.

Jurisdictions designing programs can take steps to minimize future problems. The design of the form is critical. Application forms must meet

a number of constraints including the ease with which would-be voters can use them. Confusing forms both discourage applicants and create problems for election officials. Enabling legislation should not specify the form in detail but should designate some authority to design it within broadly established limits and to promulgate rules and regulations for its use.

Procedures and forms must be planned together. The decision to use sequential numbering as a control device is an obvious example. Another is the requirement for mail registrants to appear in person before voting absentee. Such a rule should be communicated to the applicant on the form.

There are a number of decisions to make because there is no one best way to design a mail registration system. This report has tried to identify the principal issues involved in the design of forms and procedures and to report the experiences of state and local election officials with various combinations thereof. Jurisdictions considering the adoption or change of mail registration systems must now add to their considerations the requirements of the National Voter Registration Act of 1993. The National Clearinghouse on Election Administration of the Federal Election Commission has prepared an excellent implementation guide which identifies a number of issues involved in mail registration as well as other features of the act. Together these two documents address both the past experience with mail registration and the requirements of the new law.

Appendix

Exhibits and Figure

Mail-In Voter Registration Form

★ ★ ★ District of Columbia
Board of Elections and Ethics

You can use this form to:

- register to vote in the District of Columbia
- let us know that your name or address has changed
- register with a party or change parties

To register to vote in D.C., you must:

- be a U.S. citizen
- be a D.C. resident
- be at least 18 years old on or before the next election
- not be in jail for a felony conviction
- not have been judged "mentally incompetent" by a court of law
- not claim the right to vote anywhere outside D.C.

Questions? Call 727-2525

Hearing-impaired people with TDD, call 639-8916

Información en español: Si le interesa obtener este formulario en español, llame al 727-2525.

Important!

Keep your voter record up-to-date! If we do not have your current name or address, you might not be on the voter roll. If you are not on the voter roll, you will not be able to vote in the next election.

Use this form to send in your name or address change. If you are not sure if we have your current name or address, use this form, too. Or call 727-2525.

To vote in a primary election, you must be registered with a party that holds a primary election—either the Democratic, Republican or D.C. Statehood Party.

If you register with any other party, or with no party, you may vote only in general or special elections. Use this form if you want to register with a party or change parties (see box 8).

0-0976

Use pen—please print clearly

1	Check one: <input type="checkbox"/> new registration <input type="checkbox"/> address change <input type="checkbox"/> party change <input type="checkbox"/> name change				Clerk	Registration No.	
					Reg. Date		
2	Mr. Mrs. Miss Ms.	Last Name	First Name		Middle Name		Suffix Jr. Sr. II III IV
	Address Where You Live		Circle One NE NW SE SW		Apartment Number	Zip Code	
3	Address Where You Get Your Mail (if different from #3)					Zip Code	
4	Date of Birth	6	Daytime Telephone Number(s)		7	Social Security Number (optional)	
8	Party Registration—check one box			10	Voter Declaration—read and sign below		
	<input type="checkbox"/> Democratic Party <input type="checkbox"/> Republican Party <input type="checkbox"/> D.C. Statehood Party <input type="checkbox"/> No Party (independent) <input type="checkbox"/> Other Party (write name below) _____				I swear or affirm that: • I am a U.S. citizen • I live in the District of Columbia at the address (#3) above • I will be at least 18 years old on or before the next election • I am not in jail on a felony conviction • I have not been judged "mentally incompetent" in a court of law • I do not claim the right to vote anywhere outside D.C.		
9	Name and Address on Last Voter Registration			Signature _____ Date _____			
	Name _____ Address _____ <small>(If outside D.C., include county and state)</small>			WARNING: If you sign this statement even though you know it is untrue, you can be convicted and fined up to \$10,000 and/or jailed for up to five years.			

Fold on dotted lines, peel off tape, seal and mail



District of Columbia Board of Elections and Ethics



Questions? Call 727-2525
Hearing-impaired people with TDD, call 639-8916

If you are qualified and the information on your form is complete, we will add your name to the District's voter roll. We will then mail you a voter card. This card will tell you where to vote.

The voter registration deadline is 30 days before the next election. If you miss the deadline, you will not be registered in time to vote.

Deadline:

- 1. Write your full name, address and date of birth (in boxes 2, 3 and 5).
- 2. Sign and date the form (in box 10).

Did you remember to:



NO POSTAGE
NECESSARY
IF MAILED
IN THE
UNITED STATES



BUSINESS REPLY MAIL
FIRST CLASS PERMIT NO. 10076 WASHINGTON, D.C.

POSTAGE WILL BE PAID BY ADDRESSEE

DISTRICT OF COLUMBIA
BOARD OF ELECTIONS & ETHICS
ROOM 4, DISTRICT BUILDING
WASHINGTON, D.C. 20077-1219



Find your County's address and Zip below.
COUNTY ELECTION OFFICES

OFFICE	ADDRESS	PHONE	OFFICE	ADDRESS	PHONE
Baker County	1886 3rd Street, Baker City, OR 97614-3285	853-6287	Lake County	Courthouse, Lakeview, OR 97538-0181	947-6008
Benton County	Courthouse, Corvallis, OR 97339	753-6798	Lane County	135 E. 9th, Eugene, OR 97401-2671	857-4324
Clatsop County	885 Portland Avenue, Gladstone, OR 97027-2185	856-8519	Lincoln County	235 W. Ohio, Room 201, Newport, OR 97365	366-6611, ext 348
Clatsop County	Courthouse, Astoria, OR 97103-0178	326-8511	Linn County	401 S Broadway, Albany, OR 97321	987-3631
Columbia County	Courthouse, St. Helens, OR 97161-3089	397-3798	Malheur County	281 "B" St. W, Courthouse Box 4, Yreka, OR 97518	473-6181
Cook County	Courthouse, Coquille, OR 97423-1889	368-3171, ext 381	Marion County	3188 Center St. NE, Room 245, Salem, OR 97301-4688	549-5041
Creek County	208 E. 2nd, Prineville, OR 97754-1919	447-6863	Morrow County	PO Box 238, Hopedale, OR 97538-0238	578-8081
Curry County	PO Box 748, Gold Beach, OR 97444	247-7911, ext 223	Multnomah County	1040 SE Morrison, Portland, OR 97214-9486	348-3739
Deschutes County	Administration Bldg., 1129 N.W. Hartman St. Bend, OR 97701	326-8547	Polk County	Courthouse, Room 201 Dallas, OR 97338-0179	852-8217
Douglas County	PO Box 16, Roseburg, OR 97478-0004	448-4882	Sherman County	PO Box 206, Maup, OR 97629-0206	568-3806
Gilliam County	Courthouse, Canyon, OR 97623-0427	394-8211	Tillamook County	201 Laurel Avenue, Tillamook, OR 97141	843-3488
Grant County	Courthouse, Canyon City, OR 97626-0026	578-1678	Umatilla County	PO Box 1227, Pendleton, OR 97901	278-7111, ext 256
Harney County	Courthouse, 409 N. Burns Vista, Burns, OR 97726	573-8841	Union County	1169 "L" Street, La Grande, OR 97609	382-1888
Head River County	Courthouse, 208 State St. Head River, OR 97631-3083	386-1442	Wallowa County	101 S River Street, Room 108, Deer 16, Enterprise, OR 97628-1235	438-4543
Jackson County	Courthouse, 19 S. Oakdale, Medford, OR 97504-3682	778-7181	Wasco County	Courthouse, 9th and Washington, The Dalles, OR 97136	396-6166
Jefferson County	78 SE "C" St., Courthouse, Madras, OR 97741	478-2517	Washington County	155 N. 1st, Suite S 10 Hillsboro, OR 97124	848-8879
Josephine County	PO Box 68, Grants Pass, OR 97526-0068	474-8943	Wheeler County	PO Box 267, Forest, OR 97528-0267	783-3408
Klamath County	316 Main St., Klamath Falls, OR 97601	852-6187	Yamhill County	Courthouse, 536 E. 9th McMinnville, OR 97128-4883	434-7818

FIND YOUR COUNTY'S ADDRESS AND WRITE IT IN THE ADDRESS SECTION BELOW.

DETACH HERE

PHIL KEISLING
 SECRETARY OF STATE
 SALEM, OREGON 97310



PLACE
 STAMP
 HERE

TO: COUNTY ELECTIONS DEPARTMENT

 CITY OREGON ZIP

FOR U.S. CITIZENS

**STATE OF OREGON
VOTER REGISTRATION INSTRUCTIONS**

A qualified person must complete this form, sign the certification and mail or deliver to any county elections office or the Secretary of State's office. The date of registration is the date on which the legible, accurate and complete registration card is received. To be eligible to vote, you must register by 5 p.m. on the 21st day before the election at which you intend to vote.

YOU MAY REGISTER TO VOTE IF:

1. You are a citizen of the United States
2. You will be 18 or older on election day and
3. You are a resident of Oregon.

YOU MUST RE-REGISTER IF:

1. Your residence or mailing address changes
2. Your name changes or
3. You wish to change political affiliation.

If you have any questions on registration or re-registration, contact your county elections office.

POLITICAL PARTY AFFILIATION

ON YOUR REGISTRATION
(Section 7) if you select:

- DEMOCRAT
- LIBERTARIAN
- REPUBLICAN
- NOT AFFILIATED WITH ANY POLITICAL PARTY
- OTHER PARTY

AT THE PRIMARY ELECTION
You may vote on:

- Democrat and Nonpartisan Candidates; Measures
- Nonpartisan Candidates; Measures
- Republican and Nonpartisan Candidates; Measures
- Nonpartisan Candidates; Measures; and, if a party allows participation, Democrat or Republican, Candidates.
- Nonpartisan Candidates; Measures

NOTE: You may not change any information in the "Party Affiliation" section of your voter registration card after the 48th day before any Primary Election.

YOUR VOTER REGISTRATION IS IMPORTANT — FOLLOW INSTRUCTIONS CAREFULLY

VOTER REGISTRATION CARD

WARNING: Any person who supplies any information knowing it to be false, is subject upon conviction to imprisonment for not more than five years or to a fine of not more than \$100,000, or both.

1. NAME (Print or type):						OFFICE USE ONLY	
LAST	FIRST	MIDDLE					
2. RESIDENCE ADDRESS:						3. COUNTY	
NUMBER	STREET OR RT #	APT. OR BP. #	CITY	ZIP			
4. MAILING ADDRESS (if different from above):				5. PHONE (Optional):		6. DATE OF BIRTH:	
						MO/DAY/YR	
7. PARTY AFFILIATION (Select One) IMPORTANT: See POLITICAL PARTY AFFILIATION INSTRUCTIONS						8. PLACE OF BIRTH:	
<input type="checkbox"/> DEMOCRAT		<input type="checkbox"/> NOT AFFILIATED WITH ANY POLITICAL PARTY				CITY STATE	
<input type="checkbox"/> LIBERTARIAN		<input type="checkbox"/> OTHER PARTY					
<input type="checkbox"/> REPUBLICAN		PRINT OTHER PARTY NAME _____					
9. SPOUSE'S NAME		10. FATHER'S NAME		11. MOTHER'S MAIDEN NAME			
12. IF PREVIOUSLY REGISTERED TO VOTE IN OREGON, COMPLETE THIS SECTION.							
COUNTRY		NAME ON PREVIOUS REGISTRATION			PREVIOUS ADDRESS (if known)		

UNDER PENALTY OF LAW: By signing this card, I certify that I am a citizen of the United States and that I shall have been a resident of Oregon for 20 days before the next election at which I vote; that I shall be at least 18 years of age on or before the date of the next election at which I vote; and that all information I have supplied is true to the best of my knowledge.

14. SIGNATURE - Sign on line below.

13. MO. / DAY / YEAR

SEL 500 (REV. 7/91)

MORE INFORMATION

1. To register to vote, you must be a citizen of the United States, at least 17½ years old, and declare Iowa as your voting residence. (You must be at least 16 years old to vote.)
2. This form must be received by your County Auditor by the 10th day preceding a primary or general election, or by the 11th day preceding any other election, or postmarked by the 15th day preceding any election to be valid for that election.
3. You should receive a receipt of this registration within 10 days. If you do not, please contact your County Auditor. Be prepared to state when and where you filled out the form, and to whom it was given or sent if you did not personally mail or take it to the Auditor.
4. There are other ways to register. Contact your County Auditor if you need assistance.

PLACE
STAMP
HERE

TOM PARKINS

County Auditor - Commissioner of Elections

Polk County Election Office
120 Second Avenue 1st Floor

Des Moines, Iowa (County Seat)

50308

IOWA

Zip Code

RURAL VOTERS

PLEASE COMPLETE THIS SECTION ONLY IF YOU LIVE OUTSIDE THE CITY LIMITS OF ANY CITY, AND YOU DO NOT KNOW THE TOWNSHIP AND SECTION NUMBER IN WHICH YOU LIVE.

Please do not attempt to provide directions to get to the location, but instead describe where it is.

I live _____ miles _____ N, S, E or W

number _____ of

and _____ miles _____ N, S, E or W

number _____ of

landmark or highway junction _____

<p>INSTRUCTIONS</p> <ol style="list-style-type: none"> 1. Use this form to register to vote, or to report a change of name, address, telephone number or party affiliation. Please check the appropriate box(es) at the top right. If you are not certain you are presently registered in the county in which you live, check the "new registration" box. 2. The following information is required: <ol style="list-style-type: none"> a. Your full name. b. Your birth date. c. Your complete address, including apartment and box numbers. d. Your gender. e. The name of the county in which you live. f. Where you were last registered to vote. g. Your signature 3. The following information is requested: <ol style="list-style-type: none"> a. Your social security number. Solicited pursuant to Iowa Code Section 48.5, this number is used to avoid multiple registrations for a single individual. b. The name of the city and school district in which you live. If you do not live inside a city, list the name of the township and section number in which you live. If you do not know your township and section number, complete the "RURAL ROUTES" section on the reverse side of the form. c. Your telephone number, including area code. 4. Detach this stub before mailing the form. 	<p>PLEASE PRINT</p>	<p>CHECK ALL THAT APPLY: <input type="checkbox"/> This is a new registration in this county. <input type="checkbox"/> This is a change of <input type="checkbox"/> Name <input type="checkbox"/> Address <input type="checkbox"/> Telephone <input type="checkbox"/> Party</p>
<p>ALTERNATE REGISTRATION FORM Please see instructions at left.</p>		
<p>Soc. Sec. No. (if available) _____</p>		
<p>Month _____ Day _____ Year _____</p>		<p>Female <input type="checkbox"/> Male <input type="checkbox"/> Gender</p>
<p>Birth Date _____</p>		
<p>Telephone _____</p>		<p>Democratic <input type="checkbox"/> Republican <input type="checkbox"/> Party</p>
<p>COMPLETE ALL YOU KNOW</p>		
<p>COUNTY NAME: _____</p>		
<p>SCHOOL DISTRICT: _____</p>		
<p>CITY (if inside limits): _____</p>		
<p>TOWNSHIP (if outside city): _____</p>		
<p>SECTION NUMBER (if outside city): _____</p>		
<p>FOR OFFICE USE ONLY</p>		
<p>Registration date: _____</p>		
<p>Code: _____</p>		
<p>Form 2E (Rev. 88) CFN-337-6005 CPF-68229</p>		

INSTRUCTIONS FOR COMPLETING THE REGISTRATION FORM
INSTRUCCIONES EN ESPANOL SE ENCUENTRAN AL REVERSO

READ INSTRUCTIONS AND INFORMATION CAREFULLY. ONLY YOUR "SIGNATURE" SHOULD BE WRITTEN. ALL OTHER INFORMATION SHOULD BE TYPED OR PRINTED IN BLACK INK AT THE TOP OF THE FORM, PLACE AN "X" IN THE BOX WHICH CORRECTLY SHOWS WHY YOU ARE COMPLETING THIS FORM. ENTER THE NAME OF YOUR COUNTY FOLLOWING "U.S. CITIZENS ONLY".

- 1 PRINT YOUR FULL NAME - LAST, FIRST, MIDDLE.
2 PRINT YOUR COMPLETE RESIDENCE ADDRESS (NOT P.O. BOX) INCLUDING CITY AND ZIP CODE. ENTER STREET NAME TO INCLUDE NORTH, SOUTH, EAST OR WEST (IF APPROPRIATE) AND INDICATE WHETHER IT IS A STREET, AVENUE, ROAD, LANE, DRIVE, CIRCLE, ETC.
3 IF NO STREET ADDRESS, DESCRIBE LOCATION OF RESIDENCE: CROSS STREETS, SECTION, TOWNSHIP, RANGE, ETC., AND MARK LOCATION ON MAP.
4 PRINT YOUR COMPLETE MAILING ADDRESS IF IT IS DIFFERENT FROM YOUR RESIDENCE ADDRESS. BE SURE TO ENTER THE ROUTE AND/OR BOX NUMBER AND ZIP CODE
5 PARTY PREFERENCE - IMPORTANT - ENTER THE POLITICAL PARTY OF YOUR CHOICE. SOME PARTIES MAY NOT BE ABLE TO PARTICIPATE IN PRIMARY ELECTIONS SEE PARTY PREFERENCE UNDER "VOTER INFORMATION" ON THE REVERSE SIDE OF VOTER RECEIPT.
6 ENTER TELEPHONE NUMBER, IF ANY.
7 PRINT THE NAME OF THE STATE IN U.S.A. OR FOREIGN COUNTRY OF BIRTH.
8 ENTER DATE OF BIRTH.
9 PRINT YOUR SPECIFIC OCCUPATION SUCH AS NURSE, CARPENTER, HOMEMAKER, STUDENT, RETIRED, SELF-EMPLOYED, ETC.
10 OPTIONAL - LAST FOUR DIGITS OF YOUR SOCIAL SECURITY NUMBER.
11 OPTIONAL - INDIAN CENSUS NUMBER.
12 PRINT FATHER'S NAME -OR- MOTHER'S MAIDEN NAME.
13 CURRENT REGISTRATION: IF YOU ARE CURRENTLY REGISTERED TO VOTE, COMPLETE THIS PORTION TO THE BEST OF YOUR KNOWLEDGE CONCERNING YOUR MOST RECENT REGISTRATION. IT IS UNLAWFUL TO REGISTER IN MORE THAN ONE COUNTY.
14 PLEASE READ THIS STATEMENT CAREFULLY.
15 IF YOU RECEIVED ASSISTANCE IN COMPLETING THIS FORM, HAVE THE PERSON ASSISTING SIGN ON THIS LINE.
16 ENTER THE DATE YOU SIGN THIS FORM.
17 SIGN YOUR FULL NAME.

DETACH THIS FORM AND RETURN TO THE COUNTY RECORDER.

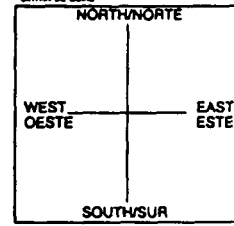
- YOUR COMPLETED FORM MUST BE SIGNED, DATED AND RECEIVED BY THE COUNTY RECORDER (DEPARTMENT OF ELECTIONS) OR DELIVERED TO THE PERSONS OR PLACES AUTHORIZED BY THE COUNTY RECORDER AT LEAST 28 DAYS BEFORE THE NEXT ELECTION FOR YOUR REGISTRATION TO BE VALID FOR THAT ELECTION.
• INCOMPLETE OR ILLEGIBLE FORMS WILL NOT BE PROCESSED.

FOLD HERE DOBLE AQUI FOLD HERE DOBLE AQUI

STATE OF ARIZONA VOTER REGISTRATION
REGISTRO DE VOTANTES DEL ESTADO DE ARIZONA
FOR U.S. CITIZENS ONLY MARICOPA COUNTY/CONDADO MARICOPA
SOLAMENTE PARA CIUDADANOS DE LOS ESTADOS UNIDOS

600584


1 FULL NAME (CIRCLE ONE) MR. MRS. MS. MISS
2 RESIDENCE ADDRESS
3 MAILING ADDRESS
4 PARTY PREFERENCE
5 BIRTH PLACE
6 TELEPHONE NUMBER
7 BIRTH DATE
8 OCCUPATION
9 FATHER'S NAME OR MOTHER'S MAIDEN NAME
10 LAST 4 DIGITS OF SOC. SEC. NO.
11 INDIAN CENSUS NO.



14 READ THIS STATEMENT AND WARNING PRIOR TO SIGNING: I AM A CITIZEN OF THE UNITED STATES, A RESIDENT OF THE STATE OF ARIZONA AND THE ABOVE NAMED COUNTY AND WILL BE 18 YEARS OF AGE ON OR BEFORE THE TIME OF THE NEXT GENERAL ELECTION. I HAVE NOT BEEN CONVICTED OF TREASON OR A FELONY (OR, IF SO, MY CIVIL RIGHTS HAVE BEEN RESTORED). I CERTIFY UNDER PENALTY OF PERJURY UNDER THE LAWS OF THE STATE OF ARIZONA, THAT THE INFORMATION ON THIS REGISTRATION FORM IS TRUE AND CORRECT. WARNING: PERJURY IS A CLASS 6 FELONY.

15 SIGNATURE OF PERSON ASSISTING
16 DATE OF SIGNING
17 SIGNATURE

REMOVE TAPE AND FOLD TO MAIL. DESPEGUE LA CINTA ADHESIVA Y DOBLE PARA ENVIAR POR CORREO



PLACE
STAMP
HERE

MARICOPA COUNTY ELECTIONS DEPARTMENT
111 S 3RD AVE
PHOENIX AZ 85003-2235



INSTRUCCIONES PARA LLENAR LA FORMA DE REGISTRO

LEA LAS INSTRUCCIONES E INFORMACION CUIDADOSAMENTE. SOLAMENTE SU FIRMA DEBERA SER ESCRITA. TODA OTRA INFORMACION DEBERA SER LLENADA EN MAQUINA O EN LETRA IMPRINTA CON TINTA NEGRA. AL PRINCIPIO DE LA FORMA MARQUE UNA "X" EN LA CAJA QUE CORRECTAMENTE INDICA POR QUE ESTA USTED LLENANDO ESTA FORMA.

- 1 ESCRIBA SU NOMBRE COMPLETO CON LETRA IMPRINTA - APELLIDO, PRIMER NOMBRE, SEGUNDO NOMBRE.
- 2 ESCRIBA SU DOMICILIO COMPLETO (NO DEL APDO. POSTAL) INCLUYENDO LA CIUDAD Y LA ZONA POSTAL: PONGA EL NOMBRE DE LA CALLE INCLUYENDO NORTE, SUR, ESTE U OESTE (SI ES APROPIADO) E INDIQUE SI ES CALLE, AVENIDA, CAMINO, "LANE", "DRIVE", "CIRCLE", ETC.
- 3 SI LA CALLE NO TIENE DIRECCION, DESCRIBA EL LOCAL DE LA RESIDENCIA: CALLE PRINCIPAL, SECCION, MUNICIPIO, RANCHO, ETC. Y MARQUE EL LOCAL EN EL MAPA.
- 4 ESCRIBA SU DIRECCION DE CORREO COMPLETA SI ES DIFERENTE A LA DE SU RESIDENCIA. ASEGURESE DE PONER LA RUTA Y/O EL NUMERO DE LA CAJA Y LA ZONA POSTAL.
- 5 PREFERENCIA DE PARTIDO - IMPORTANTE - ESCRIBA EL PARTIDO POLITICO DE SU PREFERENCIA. ALGUNOS PARTIDOS NO PODRAN PARTICIPAR EN LAS ELECCIONES PRIMARIAS. VEA LA PREFERENCIA DE PARTIDO BAJO "INFORMACION PARA EL VOTANTE" EN EL LADO REVERSO DEL RECIBO DEL VOTANTE.
- 6 SI LO TIENE, ANOTE SU NUMERO DE TELEFONO.
- 7 SI NACIO EN LOS EE.UU. ESCRIBA EL NOMBRE DEL ESTADO, O SI NACIO EN EL EXTRANJERO, EL NOMBRE DEL PAIS.
- 8 ESCRIBA LA FECHA DE NACIMIENTO.
- 9 ESCRIBA SU OCUPACION ESPECIFICA, COMO ENFERMERA, CARPINTERO, AMA DE CASA, ESTUDIANTE, JUBILADO, EMPLEADO POR SI MISMO, ETC.
- 10 OPCIONAL - LOS ULTIMOS CUATRO NUMEROS DE SU SEGURO SOCIAL.
- 11 OPCIONAL - NUMERO DEL CENSO INDIO.
- 12 ESCRIBA EL NOMBRE DEL PADRE O EL NOMBRE DE SOLTERA DE LA MADRE.
- 13 REGISTRO ACTUAL: SI USTED ESTA ACTUALMENTE REGISTRADO/A PARA VOTAR, LLENE ESTA PARTE A SU MEJOR CONOCIMIENTO, CONCERNIENTE A SU MAS RECIENTE REGISTRO. ES CONTRA LA LEY REGISTRARSE EN MAS DE UN CONDADO.
- 14 FAVOR DE LEER ESTA DECLARACION CUIDADOSAMENTE.
- 15 SI LE AYUDARON A LLENAR ESTA FORMA PIDALE A LA PERSONA QUE LE AYUDO QUE FIRME EN ESTA LINEA.
- 16 ESCRIBA LA FECHA EN QUE USTED FIRMO ESTA FORMA.
- 17 FIRME SU NOMBRE COMPLETO.

SEPARA LA FORMA ORIGINAL Y DEVUELVALA A LA OFICINA DEL REGISTRADOR DEL CONDADO Y MANTENGA ESTA COPIA COMO SU COMPROBANTE.

- SU FORMA COMPLETA TIENE QUE ESTAR FIRMADA, FECHADA Y RECIBIDA EN LA OFICINA DEL REGISTRADOR DEL CONDADO (DEPARTAMENTO DE ELECCIONES), O ENVIADA A LAS PERSONAS O LUGARES AUTORIZADOS POR EL REGISTRADOR DEL CONDADO, POR LO MENOS 29 DIAS ANTES DE LAS SIGUIENTES ELECCIONES, PARA QUE SU REGISTRO SEA VALIDO PARA ESA ELECCION.
- LAS FORMAS QUE NO ESTAN COMPLETAS O QUE NO SE PUEDEN LEER NO SERAN PROCESADAS.

600584

**STATE OF ARIZONA VOTER REGISTRATION
REGISTRO DE VOTANTES DEL ESTADO DE ARIZONA**

<input type="checkbox"/> NEW REGISTRATION REGISTRO NUEVO	<input type="checkbox"/> PARTY CHANGE CAMBIO DE PARTIDO	OFFICE USE ONLY
<input type="checkbox"/> ADDRESS CHANGE CAMBIO DE DOMICILIO	<input type="checkbox"/> NAME CHANGE CAMBIO DE NOMBRE	

FOR U.S. CITIZENS ONLY MARICOPA COUNTY/CONDADO MARICOPA
SOLAMENTE PARA CIUDADANOS DE LOS ESTADOS UNIDOS

1 FULL NAME (CIRCLE ONE) MR. MRS. MRS. MISS NOMBRE COMPLETO (CIRCULE UNO) DR. SR. SRA. SRA.	LAST NAME/APELLIDO	FIRST NAME/PRIMER NOMBRE	MIDDLE NAME / SEGUNDO NOMBRE	JUNIOR / NIQUERON																			
2 RESIDENCE ADDRESS DOMICILIO DE RESIDENCIA	HOUSE NUMBER NUMERO DE CASA	DIRECTION PREFIX DIRECCION PREFIX	STREET NAME NOMBRE DE CALLE	TYPE TIPO	APT. OR NUM. DE APT./AP.	CITY CIUDAD	ZIP CODE ZONA POSTAL																
RURAL (OTHER) RURAL (OTRO)	DRAW A MAP OF TOWN, YOUR HOME IS LOCATED, IF RURAL IS RURAL, DRAW ON MAP, SHOW THIS LOCALIZATION ON MAP.			3		USE MILEAGE, NAMES OF ROADS AND LANDMARKS USE MILEAJES, NOMBRES DE CAMINOS Y SEÑALES QUE SIRVAN DE GUÍAS.																	
4 DIRECTION OF CORREO DIR. DE CORREO AL DOMICILIO	CITY / CIUDAD		ZIP / ZONA		<table border="1" style="width: 100%; text-align: center;"> <tr><td>NORTH/NORTE</td><td></td><td></td><td></td></tr> <tr><td>WEST/OESTE</td><td></td><td></td><td>EAST/ESTE</td></tr> <tr><td></td><td></td><td></td><td></td></tr> <tr><td>SOUTH/SUR</td><td></td><td></td><td></td></tr> </table>			NORTH/NORTE				WEST/OESTE			EAST/ESTE					SOUTH/SUR			
NORTH/NORTE																							
WEST/OESTE			EAST/ESTE																				
SOUTH/SUR																							
5 PARTY PREFERENCE PREFERENCIA DE PARTIDO	SEE INSTRUCTIONS / VEA LAS INSTRUCCIONES		6 TELEPHONE NUMBER NUMERO DE TELEFONO	GIVE NUMBER / DA EL NUMERO (NO DAR QUE NO TIENE NUMERO)																			
7 BIRTH PLACE LUGAR DE NACIMIENTO	NAME OF STATE OR FOREIGN COUNTRY NOMBRE DEL ESTADO O PAIS EXTRANJERO		8 BIRTH DATE FECHA DE NACIMIENTO	MONTH MES	DAY DIA	YEAR AÑO																	
9 OCCUPATION OCUPACION	10 LAST 4 DIGITS OF SOC. SEC. NO. ULTIMOS 4 NUMEROS DEL SEGURO SOCIAL		11 INDIAN CENSUS NO. NUMERO DEL CENSO INDIO																				
12 FATHER'S NAME or MOTHER'S MAIDEN NAME NOMBRE DEL PADRE O APELLIDO DE SOLTERA DE LA MADRE	LAST/APELLIDO		FIRST/PRIMER NOMBRE		MIDDLE / SEGUNDO NOMBRE																		
13 ARE YOU CURRENTLY REGISTERED TO VOTE? ¿ESTA ACTUALMENTE REGISTRADO PARA VOTAR?	FORMER NAME / NOMBRE ANTERIOR		FORMER COUNTY / CONDADO ANTERIOR																				
<input type="checkbox"/> YES / SI <input type="checkbox"/> NO	FORMER ADDRESS / DOMICILIO ANTERIOR		FORMER STATE / ESTADO ANTERIOR																				

14 READ THIS STATEMENT AND WARNING PRIOR TO SIGNING: I AM A CITIZEN OF THE UNITED STATES, A RESIDENT OF THE STATE OF ARIZONA AND THE ABOVE NAMED COUNTY AND WILL BE 18 YEARS OF AGE ON OR BEFORE THE TIME OF THE NEXT GENERAL ELECTION. I HAVE NOT BEEN CONVICTED OF TREASON OR A FELONY (OR, IF SO, MY CIVIL RIGHTS HAVE BEEN RESTORED). I CERTIFY UNDER PENALTY OF PERJURY UNDER THE LAWS OF THE STATE OF ARIZONA, THAT THE INFORMATION ON THIS REGISTRATION FORM IS TRUE AND CORRECT. WARNING: PERJURY IS A CLASS 6 FELONY.
LEA ESTA DECLARACION Y ADVERTENCIA ANTES DE FIRMAR: SOY CIUDADANO DE LOS ESTADOS UNIDOS Y RESIDENTE DEL ESTADO DE ARIZONA EN EL CONDADO NOMBRADO ANTERIORMENTE Y TENDRE 18 AÑOS DE EDAD EN O ANTES DE LA FECHA DE LAS SIGUIENTES ELECCIONES GENERALES. NO HE HECHO DECLARACION Culpable DE TRAFICAR O DE UN CRIMEN MAYOR O SI ES ASI, SE ME HAN RESTAURADO MIS DERECHOS CIVILES; YO CERTIFICO BAJO PENA DE PERJURIO, BAJO LAS LEYES DEL ESTADO DE ARIZONA QUE LA INFORMACION EN ESTA FORMA DE REGISTRO ES VERDICA Y CORRECTA. AVISO: PERJURIO ES UN CRIMEN DE CLASE 6.
THIS FORM WAS COMPLETED ACCORDING TO MY DIRECTIONS BY: ESTE FORMA FUE LLENADA DE ACUERDO CON MIS DIRECCIONES POR:

15 SIGNATURE OF PERSON ASSISTING
FIRMA DE LA PERSONA QUE AYUDO A LLENAR LA FORMA

16 DATE OF SIGNING
FECHA EN QUE SE FIRMO

17 X

REMOVE TAPE AND FOLD TO MAIL DESPEGUE LA CINTA ADHESIVA Y DOBLE PARA ENVIAR POR CORREO

VOTER REGISTRATION FORM

FORMA DE REGISTRO PARA VOTAR



**VOTER REGISTRATION INFORMATION
QUALIFICATIONS**

- In order to register to vote
- You must be a citizen of the United States.
 - You must be a resident of Arizona.
 - You must be 18 years of age or more on or before the day of the next General Election.
 - If you have been convicted of a felony, your civil rights must have been restored.

If you meet the qualifications, complete, sign and return the attached registration form. This form may be used to register in any county in Arizona.

In order to vote, your registration form must be received 29 days prior to the election. The County Recorder will notify you of the date your form was received.

The form may be mailed or given to a person designated to receive voter registration forms. Call your Recorder as listed below for more information.

PARTY PREFERENCE - At Primary Elections you vote only for the candidates of the party to which you indicate your preference at the time you register to vote. If such party is entitled to a Primary Election ballot. In addition to Republican and Democratic parties, other parties may qualify prior to the next Primary Election.

In Primary Elections, you may vote in your political party's primary. In this election you choose your party's candidate for each office that will be filled in the General Election.

CITIZENS WITH DISABILITIES may contact the County Recorder/ Elections Department for information about polling place access, absentee voting, assistance at the polling place and all other election related procedures.

CONGRATULATIONS!

By registering to vote you are taking a major step toward good citizenship. Here is some information which will help you exercise your right to vote.

1. You must re-register whenever you:
 - Move
 - Change your name
 - Wish to change your political party affiliation
2. The locations of voting places are published for your convenience before each election.
3. Absentee ballots may be requested from the County Recorder of your county of residence.
4. Keep this copy as your receipt. After the County Recorder receives your registration and places it in the County general register, a notice will be sent to you within 30 days indicating that your name appears on the register. If you do not receive your notice, contact your County Recorder.

Apache County Recorder
St. Johns, AZ 85936
337-4364 (TDD# 337-4402)

Cochise County Recorder
Bisbee, AZ 85603
432-9276 (TDD# 432-9297)

Cocoonino County Recorder
Flagstaff, AZ 86001
779-6585 (TDD# 779-6583)

Gila County Recorder
Globe, AZ 85501
425-3231 (TDD# 425-0839)

Graham County Recorder
Safford, AZ 85546
428-3560 (TDD# 428-3582)

Greenlee County Recorder
Clifton, AZ 85533
865-2632 (TDD# 865-2632)

La Paz County Recorder
Parker, AZ 85344
669-6136 (TDD# 669-8400)

Mohave County Recorder
Kingman, AZ 86402
763-0767 (TDD# 763-0769)

INFORMACION PARA EL REGISTRO DE VOTANTES

CALIFICACIONES

- Para poder registrarse para votar:
- Usted tiene que ser ciudadano de los Estados Unidos.
 - Usted tiene que ser residente de Arizona.
 - Usted tiene que haber cumplido 18 años de edad en o antes del día de la siguiente Elección General.
 - Si usted fue condenado de un delito mayor, sus derechos civiles tienen que ser restaurados.

Si usted satisface todos los requisitos, llena, firme y devuelva la forma de registro adjunta. Esta forma puede ser usada para registrarse en cualquier condado en Arizona.

Para poder votar su forma de registro tiene que ser recibida 29 días antes de la elección. El Registrador del Condado (County Recorder) le avisara la fecha en que se recibió la forma.

La forma puede ser enviada por correo o entregada a la persona designada para recibir formas de registro de votación. Llame a su Registrador del Condado que esta enlistado abajo para más información.

PREFERENCIA DE PARTIDO - En las Elecciones Primarias usted vota solamente por los candidatos del partido que usted indica que prefiere cuando se registra para votar, si tal partido está señalado en la boleta. Además de los partidos Republicanos y Demócratas, otros partidos pueden calificar antes de la siguiente Elección Primaria.

En las Elecciones Primarias, usted puede votar por su partido político. En ésta elección usted escoge el candidato de su partido para cada puesto que será llenado en la Elección General.

Los **CIUDADANOS INCAPACITADOS** pueden ponerse en contacto con el Departamento de Elecciones de la Oficina del Registrador del Condado, para mas información acerca de los lugares de las sifonas, acceso, votación ausente, asistencia en las sifonas y todo otro proceso relacionado a las elecciones.

FELICITACIONES

Registrándose para votar usted está tomando un gran paso hacia la buena ciudadanía. Aquí le damos alguna información que le ayudará a ejercer su derecho para votar.

1. Usted se tiene que volver a registrar cuando usted:
 - Se cambia de domicilio
 - Se cambia de nombre
 - Desea cambiar su afiliación de partido político
2. Los locales de las sifonas son publicados para su conveniencia antes de cada elección.
3. Las boletas de ausentes pueden ser solicitadas a la Oficina del Registrador del Condado de su condado de residencia.
4. Guarde ésta copia como su recibo. Despues de que la Oficina del Registrador del Condado recibe su registro y lo pone en el registro general del Condado, se le enviará un aviso dentro de 30 días indicándole que su nombre aparece en el registro. Si usted no recibe su aviso, póngase en contacto con la Oficina del Registrador del Condado.

Navajo County Recorder
Holbrook, AZ 86025
524-6161 (TDD# 524-1606)

Pinal County Recorder
Florence, AZ 85232
868-5801 (TDD# 868-4218)

Santa Cruz County Recorder
Nogales, AZ 85621
281-4695 (TDD# 281-2556)

Yavapai County Recorder
Prescott, AZ 86301
771-3248 (TDD# 776-7253)

Yuma County Recorder
Yuma, AZ 85364
329-2066 (TDD# 329-2063)

Maricopa County Recorder/
Elections Department
111 S. Third Avenue
Phoenix, AZ 85003
506-1511 (TDD# 506-1517)

Pima County Recorder
115 N. Church Avenue
Tucson, AZ 85701
740-8101 (TDD# 740-8903)

PRINT IN INK		For U.S. Citizens Only	
STATE OF CALIFORNIA COUNTY OF B. BORDADO	1 NAME (Last, First, Middle, Initial) <input type="checkbox"/> Mr. <input type="checkbox"/> Mrs. <input type="checkbox"/> Miss <input type="checkbox"/> Ms.	11 HAVE YOU EVER BEEN REGISTERED TO VOTE? Yes <input type="checkbox"/> No <input type="checkbox"/> If yes, complete this section to the best of your knowledge concerning your most recent registration.	
	2 RESIDENCE (Number - Street - Apartment No.) City County ZIP Code	Name (as registered) Former Address	
	3 If no street address, describe location of residence (cross streets) and give name of owner of residence.	City County State Political Party	
	4 MAILING ADDRESS (if different from residence) City State ZIP Code	READ THIS STATEMENT AND WARNING PRIOR TO SIGNING I am a citizen of the United States and will be at least 18 years of age at the time of the next election. I am not imprisoned or on parole for the commission of a felony. I certify under penalty of perjury under the laws of the State of California that the information on this affidavit is true and correct.	
5 DATE OF BIRTH (Month - Day - Year)	6 OCCUPATION	WARNING Perjury is punishable by imprisonment in state prison for two, three or four years. (126 Penal Code)	
7 BIRTHPLACE (U.S. State or Foreign Country)	8 SIGNATURE—Sign on line below.		
9 POLITICAL PARTY (check one) <input type="checkbox"/> American Independent Party <input type="checkbox"/> Democratic Party <input type="checkbox"/> Green Party <input type="checkbox"/> Libertarian Party <input type="checkbox"/> Peace and Freedom Party <input type="checkbox"/> Republican Party <input type="checkbox"/> Socialist Party <input type="checkbox"/> Other (Specify)	10 Telephone (Optional) Area Code () Not applicable in this County	12 SIGNATURE—Sign on line below.	
		13 State 09 ZB 062143	14 If someone helps fill out or helps this form, see # 13 instructions below.
DETACH HERE FOR MAILING			
INSTRUCTIONS FOR COMPLETING THE AFFIDAVIT			
TYPE OR PRINT IN INK: Read instructions and information carefully. Only your "signature" should be written; all other information should be printed or typed.			
WARNING—STATEMENT UNDER PENALTY OF PERJURY: Be sure you read the statement and writing above the signature line prior to signing your complete name. You must also date the affidavit. If you are 17 years of age, you may register to vote provided you will be 18 on or before the date of the next election.			
1 Print your full name—first, middle, last.	2 Print your complete RESIDENCE ADDRESS (not P.O. box) including city and zip code. Be sure street name is spelled North, South, East, West, if appropriate, and indicate whether it is a street, avenue, road, lane, drive, way, etc., etc.	3 If no street address, describe location of residence (cross streets) and give name of owner of residence.	4 Print your complete mailing address if it is different from your residence address. Be sure to enter the route or box number, if any, and zip code.
5 Print your complete date of birth (month/day/year).	6 Print the name of the state in U.S.A. or foreign country where you were born.	7 IMPORTANT—POLITICAL PARTY: Print on "X" in the box preceding the qualified political party with which you wish to affiliate. You may print the name of an unqualified political party with which you wish to affiliate after "Other", or you may register as "Decline to State"; if YOU DO NOT AFFILIATE WITH A QUALIFIED POLITICAL PARTY, YOU WILL RECEIVE A NONPARTISAN BALLOT AND WILL NOT BE ALLOWED TO VOTE FOR PARTY CANDIDATES AT THE PRIMARY ELECTION.	8 Print your specific occupation (such as nurse, carpenter, homemaker, etc.).
9 Print the name of the party with which you wish to affiliate.	10 Print your telephone number (optional).	11 Print your signature on the line provided.	12 Sign your name as printed in Box 1. Date the affidavit below the signature line in the space provided.
13 Any person who helps someone fill out this form must include in Box 13 his/her signature and date.	14 Any person who is paid to take back and turn in this completed form must sign and also include in Box 13 the telephone number of the person or organization making the payment.	RETURN AFFIDAVIT TO COUNTY CLERK OR REGISTRAR OF VOTERS: —If you return this card by mail, it must be signed and dated at least 29 days and received by the county elections office at least 25 days before the next election for your registration to be valid for that election. —When you accept this card from someone who has filled it out, you must deliver it or mail it within 3 days to the address on the other side of this card. —On the last day of registration, you must deliver this affidavit to the elections office immediately if the registrant is to be eligible to vote in that election.	
AFFIDAVIT RECEIPT			
ATTENTION VOTER: If you do not mail your affidavit personally, have this receipt signed by the person who takes it from you and keep it until you receive your Voter Registration Card. This receipt will be used to investigate any cases in which that person does not mail or deliver the affidavit to the County Clerk or Registrar of Voters within the time limit required by law.	FOR ELECTIONS INFORMATION CONTACT: REGISTRAR OF VOTERS B. BORDADO COUNTY 4305 ENTERPRISE DR., SUITE H DIAMOND SPRING, CA 95119-9439	Person Receiving Affidavit From Voter SIGNATURE Address Telephone No. of person or organization paying for registration (if any)	09 ZB 062143 Date

DIAMOND SPRINGS, CA 95619-9910
6205 ENTERPRISE DR., SUITE H
EL DORADO COUNTY
REGISTRAR OF VOTERS



NO POSTAGE
NECESSARY
IF MAILED
IN THE
UNITED STATES

POSTAGE WILL BE PAID BY ADDRESSEE
FIRST CLASS PER. 0018
DIAMOND SPRINGS, CA
BUSINESS REPLY MAIL



REGISTER TO VOTE

VOTER INFORMATION

1. You must be a citizen of the United States.
2. You must be a resident of California.
3. You must be 18 years of age or older as of the day of the next election to vote.
4. You must NOT be in prison or on parole for the commission of a felony.
5. In order to vote in any specific election you must be registered 29 days prior to that election. If your affidavit is complete, your registration is effective upon receipt by the county clerk/registar of voters, however, you should not consider yourself registered until you receive a Voter Notification Card. If you do NOT receive a Voter Notification Card call the county clerk/registar of voters.
6. If you wish to receive an absentee ballot by mail, a written application must be on file with the county clerk/registar of voters' office at least 7 days before the election. After the 7-day deadline you may apply for and vote an absentee ballot at that office either in person or through an authorized representative.
7. For election information call the number listed below:

Telephone: (916) 621-6411



REGISTRAR OF VOTERS
EL DORADO COUNTY
6205 ENTERPRISE DR., SUITE H
DIAMOND SPRINGS, CA 95619-9439



WADE ARMSTRONG
DEPT. OF POLITICAL SCIENCE
1224 B HALEY CENTER
AUBURN UNIVERSITY, AL 36849-5230



YOU MUST RE-REGISTER WHENEVER YOU MOVE

SAVE THIS PORTION FOR YOUR INFORMATION

6889-001-1/79 18 00004

<p>1. NAME (Last, First, Middle Initial) (姓、名、ミドルイニシャル) (Last, First, Middle Initial) (姓、名、ミドルイニシャル)</p> <p>2. RESIDENCE - HOME (Home - 自宅) (Home - 自宅) (Home - 自宅)</p> <p>3. If no street address, describe location of residence (street, route, box, section, township, range, etc.) (ストリート、ルート、ボックス、セクション、タウンシップ、レンジ、など)</p> <p>4. MAILING ADDRESS (郵便物の住所) (郵便物の住所) (郵便物の住所)</p> <p>5. DATE OF BIRTH (生年月日) (生年月日) (生年月日)</p> <p>6. BIRTH PLACE (出生地) (出生地) (出生地)</p> <p>7. POLITICAL PARTY (政党的) (政党的) (政党的)</p>		<p>11. HAVE YOU EVER BEEN REGISTERED TO VOTE? (あなたは以前に投票登録されたことがありますか?) (あなたは以前に投票登録されたことがありますか?) (あなたは以前に投票登録されたことがありますか?)</p> <p>12. SIGNATURE (署名) (署名) (署名)</p> <p>13. PRINT YOUR NAME AS APPEARED IN THE AFFIDAVIT (宣誓書に記載されたあなたの名前を印刷してください) (宣誓書に記載されたあなたの名前を印刷してください) (宣誓書に記載されたあなたの名前を印刷してください)</p> <p>14. PRINT YOUR SPECIFIC OCCUPATION (あなたの具体的な職業を印刷してください) (あなたの具体的な職業を印刷してください) (あなたの具体的な職業を印刷してください)</p> <p>15. OPTIONAL: Telephone number (optional) (電話番号 (オプション)) (電話番号 (オプション)) (電話番号 (オプション))</p> <p>16. Place an "X" in the appropriate box to indicate your election methods in the language you prefer. (あなたが希望する投票方法を指示するために、適切なボックスに「X」を記入してください) (あなたが希望する投票方法を指示するために、適切なボックスに「X」を記入してください) (あなたが希望する投票方法を指示するために、適切なボックスに「X」を記入してください)</p> <p>17. PRINT REGISTRATIONS if you have ever been registered to vote, complete this portion on the back of your affidavit concerning your most recent registration. (あなたが以前に投票登録されたことがある場合は、この部分に最新の投票登録に関する情報を記入してください) (あなたが以前に投票登録されたことがある場合は、この部分に最新の投票登録に関する情報を記入してください) (あなたが以前に投票登録されたことがある場合は、この部分に最新の投票登録に関する情報を記入してください)</p> <p>18. Any person who takes both the completed form to Item 8 is for you and the receipt stub (back) and give it to you. (この宣誓書と控えを両方ともあなたに渡す人は、あなたに渡す必要があります) (この宣誓書と控えを両方ともあなたに渡す人は、あなたに渡す必要があります) (この宣誓書と控えを両方ともあなたに渡す人は、あなたに渡す必要があります)</p> <p>19. Any person who is paid to take both and turn in this completed form must sign and also include in Item 12 the telephone number of the person or organization making the payment. (報酬を受け取る人がこの宣誓書と控えを両方とも提出する場合は、署名し、支払った人の電話番号をItem 12に記載する必要があります) (報酬を受け取る人がこの宣誓書と控えを両方とも提出する場合は、署名し、支払った人の電話番号をItem 12に記載する必要があります) (報酬を受け取る人がこの宣誓書と控えを両方とも提出する場合は、署名し、支払った人の電話番号をItem 12に記載する必要があります)</p>	
<p>8. OCCUPATION (職業) (職業) (職業)</p> <p>9. Telephone (Optional) (電話番号 (オプション)) (電話番号 (オプション)) (電話番号 (オプション))</p> <p>10. Your registration methods (あなたの投票方法) (あなたの投票方法) (あなたの投票方法)</p>		<p>11. HAVE YOU EVER BEEN REGISTERED TO VOTE? (あなたは以前に投票登録されたことがありますか?) (あなたは以前に投票登録されたことがありますか?) (あなたは以前に投票登録されたことがありますか?)</p> <p>12. SIGNATURE (署名) (署名) (署名)</p> <p>13. PRINT YOUR NAME AS APPEARED IN THE AFFIDAVIT (宣誓書に記載されたあなたの名前を印刷してください) (宣誓書に記載されたあなたの名前を印刷してください) (宣誓書に記載されたあなたの名前を印刷してください)</p> <p>14. PRINT YOUR SPECIFIC OCCUPATION (あなたの具体的な職業を印刷してください) (あなたの具体的な職業を印刷してください) (あなたの具体的な職業を印刷してください)</p> <p>15. OPTIONAL: Telephone number (optional) (電話番号 (オプション)) (電話番号 (オプション)) (電話番号 (オプション))</p> <p>16. Place an "X" in the appropriate box to indicate your election methods in the language you prefer. (あなたが希望する投票方法を指示するために、適切なボックスに「X」を記入してください) (あなたが希望する投票方法を指示するために、適切なボックスに「X」を記入してください) (あなたが希望する投票方法を指示するために、適切なボックスに「X」を記入してください)</p> <p>17. PRINT REGISTRATIONS if you have ever been registered to vote, complete this portion on the back of your affidavit concerning your most recent registration. (あなたが以前に投票登録されたことがある場合は、この部分に最新の投票登録に関する情報を記入してください) (あなたが以前に投票登録されたことがある場合は、この部分に最新の投票登録に関する情報を記入してください) (あなたが以前に投票登録されたことがある場合は、この部分に最新の投票登録に関する情報を記入してください)</p> <p>18. Any person who takes both the completed form to Item 8 is for you and the receipt stub (back) and give it to you. (この宣誓書と控えを両方ともあなたに渡す人は、あなたに渡す必要があります) (この宣誓書と控えを両方ともあなたに渡す人は、あなたに渡す必要があります) (この宣誓書と控えを両方ともあなたに渡す人は、あなたに渡す必要があります)</p> <p>19. Any person who is paid to take both and turn in this completed form must sign and also include in Item 12 the telephone number of the person or organization making the payment. (報酬を受け取る人がこの宣誓書と控えを両方とも提出する場合は、署名し、支払った人の電話番号をItem 12に記載する必要があります) (報酬を受け取る人がこの宣誓書と控えを両方とも提出する場合は、署名し、支払った人の電話番号をItem 12に記載する必要があります) (報酬を受け取る人がこの宣誓書と控えを両方とも提出する場合は、署名し、支払った人の電話番号をItem 12に記載する必要があります)</p>	

DETACH HERE FOR MAILING (封入するための切り取り線)

INSTRUCTIONS FOR COMPLETING THE AFFIDAVIT (宣誓書の記入方法)

TYPE OR PRINT IN INK. Read instructions and information carefully. Only your "signature" should be written, all other information should be printed or typed. (インクでタイプするか印刷してください。指示と情報をよく読んでください。署名のみは手書きで、その他の情報は印刷またはタイプしてください)

WARNING—STATEMENT UNDER PENALTY OF PERJURY: Be sure you read the statement and warning above the signature line prior to signing your complete name. You must also date the affidavit. If you are 17 years of age, you may register to vote provided you will be 18 on or before the date of the next election. (宣誓の注意: 署名する前に、署名欄上の宣言と警告をよく読んでください。宣誓書に日付を記入してください。17歳の場合は、次の選挙日に18歳になるという条件に同意して投票登録できます)

RETURN AFFIDAVIT TO COUNTY CLERK OR REGISTRAR OF VOTES (宣誓書を郡の記録係または投票登録係に返す)

タイプするサインで記入してください: 宣誓書と控えを両方とも記入してください。書くのはあなたの署名のみです。その他の情報はすべて印刷またはタイプしてください。

警告—宣誓の注意: 署名する前に、署名欄上の宣言と警告をよく読んでください。宣誓書に日付を記入してください。17歳の場合は、次の選挙日に18歳になるという条件に同意して投票登録できます。

1. 姓、名、ミドルイニシャルを印刷してください。 (姓、名、ミドルイニシャルを印刷してください) (姓、名、ミドルイニシャルを印刷してください)

2. 自宅の住所を印刷してください。 (自宅の住所を印刷してください) (自宅の住所を印刷してください)

3. 投票方法を選択してください。 (投票方法を選択してください) (投票方法を選択してください)

4. 職業を印刷してください。 (職業を印刷してください) (職業を印刷してください)

5. 電話番号 (オプション) を印刷してください。 (電話番号 (オプション) を印刷してください) (電話番号 (オプション) を印刷してください)

6. 投票方法を選択してください。 (投票方法を選択してください) (投票方法を選択してください)

7. 宣誓書に記載されたあなたの名前を印刷してください。 (宣誓書に記載されたあなたの名前を印刷してください) (宣誓書に記載されたあなたの名前を印刷してください)

8. あなたの具体的な職業を印刷してください。 (あなたの具体的な職業を印刷してください) (あなたの具体的な職業を印刷してください)

9. 電話番号 (オプション) を印刷してください。 (電話番号 (オプション) を印刷してください) (電話番号 (オプション) を印刷してください)

10. あなたの投票方法を印刷してください。 (あなたの投票方法を印刷してください) (あなたの投票方法を印刷してください)

11. 投票登録されたことがある場合は、最新の投票登録に関する情報を印刷してください。 (投票登録されたことがある場合は、最新の投票登録に関する情報を印刷してください) (投票登録されたことがある場合は、最新の投票登録に関する情報を印刷してください)

12. 署名を印刷してください。 (署名を印刷してください) (署名を印刷してください)

13. 宣誓書に記載されたあなたの名前を印刷してください。 (宣誓書に記載されたあなたの名前を印刷してください) (宣誓書に記載されたあなたの名前を印刷してください)

14. あなたの具体的な職業を印刷してください。 (あなたの具体的な職業を印刷してください) (あなたの具体的な職業を印刷してください)

15. 電話番号 (オプション) を印刷してください。 (電話番号 (オプション) を印刷してください) (電話番号 (オプション) を印刷してください)

16. あなたが希望する投票方法を指示するために、適切なボックスに「X」を記入してください。 (あなたが希望する投票方法を指示するために、適切なボックスに「X」を記入してください) (あなたが希望する投票方法を指示するために、適切なボックスに「X」を記入してください)

17. 最新の投票登録に関する情報を印刷してください。 (最新の投票登録に関する情報を印刷してください) (最新の投票登録に関する情報を印刷してください)

18. 報酬を受け取る人がこの宣誓書と控えを両方とも提出する場合は、署名し、支払った人の電話番号をItem 12に記載する必要があります。 (報酬を受け取る人がこの宣誓書と控えを両方とも提出する場合は、署名し、支払った人の電話番号をItem 12に記載する必要があります) (報酬を受け取る人がこの宣誓書と控えを両方とも提出する場合は、署名し、支払った人の電話番号をItem 12に記載する必要があります)

19. 報酬を受け取る人がこの宣誓書と控えを両方とも提出する場合は、署名し、支払った人の電話番号をItem 12に記載する必要があります。 (報酬を受け取る人がこの宣誓書と控えを両方とも提出する場合は、署名し、支払った人の電話番号をItem 12に記載する必要があります) (報酬を受け取る人がこの宣誓書と控えを両方とも提出する場合は、署名し、支払った人の電話番号をItem 12に記載する必要があります)



Draw a diagram of the area in which you live. Show your house in relation to four landmarks such as schools, churches, stores, etc. Be sure to label the streets or roads.

FOR REGISTRATION BOARD USE ONLY
Do not enter in enclosed area

DATE: / /

VOTER REGISTRATION BY MAIL APPLICATION

Application for State of South Carolina (Please type or print)

Name Last First Middle Initial
 I am a citizen of the U.S. and this State. I hereby apply for registration as an elector and certify that the following information is correct:

1. My residence address (street and box number):
 City State Zip Code
 Is your residence made up of lots? Yes No
 (Mailing address if different from above)
 City State Zip Code

2. Telephone No. (Number) (Area)
 I have no telephone number at home or at work, give the number of a neighbor, relative, or friend

3. Sex Hair Eyes Weight Height
 Race Occupation Social Security No.
 Date of Birth (month/year)
 Place of birth (City) County State
 I Resurrected Center
 Resurrection No. Date of Resurrection Place of Resurrection

Do not fill out above block if you were born in the United States
 Would you be interested in working as poll manager in future elections? Yes No

4. I am not now under a court order declaring me mentally incompetent or deprived of any civil rights.
 5. I am a resident of South Carolina, this County and in the voting precinct or ward in which I am registered.
 6. I have never been convicted of a felony or offense against the election laws.
 7. I have never been convicted of a felony or offense against the election laws.
 8. I have never served my entire sentence, including all probation and parole time, or have been legally pardoned for such conviction.
 9. I was last registered in _____ and hereby affirm the continuation of my previous voter registration.

Signature of applicant Date
 Witness (Please print name) Registrar No.
 Address Phone No.

Signature of witness
 Witness must be registered voter in county where registration sought.
ANY APPLICANT OR WITNESS CONVICTED OF FRAUDULENT REGISTRATION SHALL INcur THE PENALTY FOR THAT OFFENSE.

TEAR OFF & INSERT IN ENVELOPE

INSTRUCTIONS TO REGISTER TO VOTE IN SOUTH CAROLINA BY MAIL
 Please Read Carefully Before Completing Application

USE THIS FORM to register to vote by mail in South Carolina if you are:

- A Citizen of the United States.
- A resident of South Carolina, the county and precinct in which you wish to register.
- At least 18 years old, or will be 18 years old before the election in which you wish to vote.
- Not convicted of a felony or an offense against the election laws.
- Not under a court order declaring you mentally incompetent.

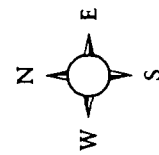
PRINT LABELS IN INK OR TYPE all information except signatures. After checking all answers, sign on the signature of applicant line (7) and have your witness sign on the signature of witness line (8). Your witness must be a registered voter of the county in which you wish to register. Anyone who has tried to vote in an election for public office prior to the time of your application may NOT serve as a witness.

All applicable information on the application MUST be completed. Failure to supply all requested information will result in delay or rejection of your registration.

The map is an important part of your application. It will enable the County Registration Board to place you in the proper precinct and election district. It is important that you complete the map as thoroughly as possible. Show the highways, roads and streets in your area on the map. Also include any local landmarks such as schools, churches or stores. Fill in your residence on the map in relation to these local landmarks. Be careful to show your residence on the correct side of the highway, street or road on which you live.

Your completed application must be mailed or delivered to your County Board of Voter Registration at least forty-two (42) days before an election is held for you to be registered to vote in that election.

<p>FOR REGISTRATION BOARD USE ONLY <i>Do not write in shaded area</i></p>	NAME _____ Registration Number _____					
	<table border="1"><tr><td>City</td><td># OF DEEDS</td><td>DATE</td></tr><tr><td>County</td><td>BY</td><td></td></tr></table> <p><input type="checkbox"/> (Disapproved) _____ (county) _____ (Member of Board)</p> <p><input type="checkbox"/> (Approved) _____ (county) _____ (Member of Board)</p> <p>By _____ (Member of Board)</p> <p>Date _____</p>	City	# OF DEEDS	DATE	County	BY
City	# OF DEEDS	DATE				
County	BY					
<p>Draw a diagram of the area in which you live, show your house in relation to local landmarks such as schools, churches, stores, etc. . . . Be sure to label the streets or roads.</p>						



VOTER REGISTRATION BY MAIL APPLICATION

DATE: _____

Application for State of South Carolina (Please type or print)

Name: Last		First		Middle Initial	
------------	--	-------	--	----------------	--

I am a citizen of the U.S. and this State. I hereby apply for registration as an elector and certify that the following information is correct:

Residence address (street and box number)

City	State	Zip Code
------	-------	----------

Is your residence inside city limits? yes no

Mailing address (if different from above)

City	State	Zip Code
------	-------	----------

Telephone No. (home) _____ (work) _____

If you have no telephone number at home or at work, give the number of a neighbor, relative, or friend

Sex	Hair	Eyes	Weight	Height
Race	Occupation	Social Security No.		

Date of Birth (month/day/year) _____

Place of birth (City)	County	State
-----------------------	--------	-------

If Naturalized Citizen:

Naturalization No.	Date of Naturalization	Place of Naturalization
--------------------	------------------------	-------------------------

Do not fill out above block if you were born in the United States
Would you be interested in working as poll manager in future elections? yes

County of _____

I am not now under a court order declaring me mentally incompetent or confined in any public prison.

I am a resident of South Carolina, this County and in the voting precinct at which I will be entitled to vote if a Registration Certificate is issued to me upon this application.

(a) I have never been convicted of a felony or offense against the election laws.
(b) I have been convicted of a felony or offense against the election laws.
Date of conviction _____ month _____ year
The criminal offense convicted of was _____
The total length of my sentence was _____ Number of years or months _____
 (c) I have served my entire sentence, including all probation and parole time, or I have been legally pardoned for such conviction.
I was last registered in _____ county _____ state and hereby authorize cancellation of my previous voter registration.

Signature of applicant _____ Date _____
Witness (please print name) _____ Registration No. _____
Address _____ phone no. _____

Signature of witness _____
Witness must be registered voter in county where registration sought.

ANY APPLICANT OR WITNESS CONVICTED OF FRAUDULENT REGISTRATION SHALL INCUR THE PENALTY FOR THAT OFFENSE.

TEAR OFF & INSERT IN ENVELOPE

STOP! DO NOT WRITE ON THIS SIDE

(For Registration Board Use Only)

Name _____

APP.	REGISTRATION	RENEWAL	REVISION	OTHER	STATUS	EXPIRES	ISSUED	BY	DATE	OTHER

Address: Street or Route _____
 City _____ SC _____

Prepaid: _____

Telephone #: _____

Other Charges: _____

Date: _____

APP.	REGISTRATION	RENEWAL	REVISION	OTHER	STATUS	EXPIRES	ISSUED	BY	DATE	OTHER

Address: Street or Route _____
 City _____ SC _____

Prepaid: _____

Telephone #: _____

Other Charges: _____

Date: _____

APP.	REGISTRATION	RENEWAL	REVISION	OTHER	STATUS	EXPIRES	ISSUED	BY	DATE	OTHER

Address: Street or Route _____
 City _____ SC _____

Prepaid: _____

Telephone #: _____

Other Charges: _____

Date: _____

APP.	REGISTRATION	RENEWAL	REVISION	OTHER	STATUS	EXPIRES	ISSUED	BY	DATE	OTHER

Address: Street or Route _____
 City _____ SC _____

Prepaid: _____

Telephone #: _____

Other Charges: _____

Date: _____

APP.	REGISTRATION	RENEWAL	REVISION	OTHER	STATUS	EXPIRES	ISSUED	BY	DATE	OTHER

Address: Street or Route _____
 City _____ SC _____

Prepaid: _____

Telephone #: _____

Other Charges: _____

Date: _____

APP.	REGISTRATION	RENEWAL	REVISION	OTHER	STATUS	EXPIRES	ISSUED	BY	DATE	OTHER

Address: Street or Route _____
 City _____ SC _____

Prepaid: _____

Telephone #: _____

Other Charges: _____

Date: _____

PLACE
FIRST CLASS
POSTAGE
HERE

COUNTY BOARD OF
VOTER REGISTRATION

APPLICATION FOR VOTER REGISTRATION
BY MAIL FORM

You are an "ELIGIBLE VOTER" if

- (a) You are 18 years old or older, or if you will be 18 by the date of the next election, AND
- (b) You are a citizen of the United States, AND
- (c) You have resided in Tennessee for at least 20 days, AND
- (d) You have not been convicted of an infamous crime (a felony), or if you have, your full rights of citizenship have been restored or you have received a pardon.

YOU ARE NOT A REGISTERED VOTER UNTIL YOU RECEIVE A VOTER'S CARD.

GIVING FALSE INFORMATION TO PROCURE VOTER REGISTRATION OR ATTEMPTING TO REGISTER WHEN NOT QUALIFIED ARE FELONIES PUNISHABLE BY NOT LESS THAN ONE (1) YEAR NOR MORE THAN SIX (6) YEARS IMPRISONMENT OR A FINE OF \$3,000 OR BOTH.

88-3016
REV 6/91

(Do Not Use This Form For Change Of Address) INSTRUCTIONS (Do Not Use This Form For Change Of Address)

All required information must be PRINTED in blue or black ink.

Do not use a felt tip pen on these forms.

Do not use this form for change of address if registered in this county.

Lines 1 - 13 Complete all items.

Line 14 Read and sign the oath confirming that the information you have given is true.

Line 15 - 16 This form must be witnessed by a voter who registered by personal appearance in the County in which the applicant is applying or by someone who registered using this form but since such time voted in person at his polling place or absentee by personal appearance.

or

signed in the presence of a notary public.

When complete, tear out the carbon paper and remove the protective tape to seal. Enter return address, and either place first class postage in the required place and mail to the County Election Commission, or this form may be hand delivered to your County Election Commission.

NO REGISTRATION OR CHANGE IN REGISTRATION CAN TAKE PLACE WITHIN 29 DAYS OF ANY ELECTION. THE COMMISSION IS NOT RESPONSIBLE IF THE APPLICATION IS LATE OR REGISTRATION INFORMATION IS INCOMPLETE OR INACCURATE.

YOU ARE NOT A REGISTERED VOTER UNTIL YOU RECEIVE A VOTER'S CARD.

For any other information, call your local election commission.

DUPLICATE PERMANENT REGISTRATION
COUNTY, TENNESSEE - PRECINCT RECORD

YOU MUST PRINT

1. Last Name First Middle Initial _____

2. Sex _____ Race _____

3. Where do you live? _____
House No. or P.O. and Box No. Street or Road Apt. No.
City State Zip
Subdivision, Community, or Nearest Cross Street

4. Mailing Address if Different _____
P.O. Box No. or Street Address
City State Zip

5. Soc. Sec. No. (if any) _____ Occupation _____ Home Phone _____

6. Date and Place of Birth _____
Month Day Year City State

7. Name under which you were previously registered (if any) _____

8. Where were you last registered to vote? _____
City County State Zip

9. ARE YOU A CITIZEN OF THE UNITED STATES? YES NO

10. HAVE YOU BEEN A RESIDENT OF THE STATE OF TENNESSEE FOR TWENTY DAYS OR MORE? YES NO

11. HAVE YOU EVER BEEN CONVICTED OF A CRIME WHICH IS A FELONY IN THIS STATE, BY A COURT IN THIS STATE, A COURT IN ANOTHER STATE, OR A FEDERAL COURT? YES NO

12. IF THE ANSWER TO QUESTION 11 IS "YES," LIST THE CRIME, OR CRIMES, FOR WHICH YOU WERE CONVICTED, AND DATE, OR DATES, OF CONVICTION ON THE REVERSE SIDE OF THIS FORM.

13. IF THE ANSWER TO QUESTION 11 IS "YES" HAVE YOU RECEIVED A PARDON OR HAD YOUR FULL RIGHTS OF CITIZENSHIP RESTORED BY A COURT OR OTHERWISE FOR ALL CRIMES LISTED? YES NO

DO NOT WRITE IN SHADED AREA

REG. NO. _____ DISTRICT _____

PREV. DATE _____ PRECINCT _____

APPROVED _____ WARD _____

14. "I, being duly sworn on oath (or affirmation) declare that the above address is my legal residence and say that to the best of my knowledge and belief all of the foregoing statements made by me are true."

DATE _____ Signature of Registrant _____

If the Registrant Signs By His Mark, Or Cannot Sign At All, Fill In The Following Information:

HEIGHT FT.	WEIGHT LBS.	COLOR EYES	HAIR COLOR	DISTINGUISHING MARKS OR FEATURES

15. "I certify that to the best of my knowledge and belief the foregoing statements are true and that the signature of applicant is valid."

DATE _____ Signature of Witness _____

PRINT NAME OF WITNESS _____

DATE OF BIRTH OR SOC. SEC. NO. _____

16. Money (this section not required if form witnessed)

Name of Applicant _____

Personally appeared before me, a notary public in and for _____ County, Tennessee, who being duly sworn made oath that the statements contained in the foregoing application are true and he is _____ day of _____ 19____ My Commission Expires _____

Notary Public: _____

VOTING RECORD

YEAR	MARCH MAY		AUGUST			NOV.	CITY	OTHER	TRANSFERRED TO NEW ADDRESS							
	PARTI.	APP. NO.	PRIMARY		GENERAL				APP. NO.	APP. NO.	APP. NO.	House No.	Street, Road or R.F.D. No. Apt. # if Applicable	District of Ward or Precinct	Clerk	Date
			PARTI.	APP. NO.												
1990																
91																
1992																
93																
1994																
95																
1996																
97																
1998																
99																
2000									DATE	CRIME(S)			STATE			
01																
2002																
03																
2004																
05																
2006																
07																
2008																
09																

From: _____

PLACE
STAMP
HERE

To: ~~DAV. CTY. ELECTION~~ County Election Commission
COMMISSION

 P.O. BOX 650

 NASHVILLE, TN 37202

Have you ever been registered to vote?
 If so, complete the form below.

CANCELLATION OF REGISTRATION

To: Registrar of Voters

Please cancel my registration as a voter. I have changed my residence and will no longer be voting in your county.

<small>Previous Address</small>	<small>Present Address</small>
<small>County</small>	<small>County</small>
<small>City/State/Zip</small>	<small>City</small> TN <small>Zip</small>
<small>Date of Birth</small>	<small>Print Name</small>
<small>Social Security Number</small>	<small>Signature</small>

BEFORE MAILING - DETACH CARBON AND REMOVE TAPE

111E-1A-C

STATEHOY

SOCIAL SECURITY NO.		LAST NAME		FIRST AND MIDDLE OR MAIDEN NAME		PRECINCT NAME		
						2505		
FOR COUNTY CLERKS USE ONLY								
SEX	RACE	DATE OF BIRTH		DATE OF RESIDENCE IN PRECINCT		PARTY AFFILIATION	DATE REGISTERED	
		MO.	DAY	YR.	MO.			DAY
HOUSE NO. & STREET NAME			P. O. BOX or APT. #		CITY OR TOWN		ZIP CODE	
IF YOU DO NOT LIVE IN A CITY OR TOWN, SHOW NAME, ADDRESS AND TELEPHONE NUMBER OF NEAREST NEIGHBOR								
NAME OF NEIGHBOR			ADDRESS OF NEIGHBOR			TELEPHONE NO.		
IF CHANGE, INDICATE HERE WHAT CHANGE HAS OCCURRED AND HOW YOU WERE PREVIOUSLY REGISTERED:							WORK PHONE	
<input type="checkbox"/> PREVIOUS NAME _____ <input type="checkbox"/> PREVIOUS PARTY AFFILIATION _____							HOME PHONE	
<input type="checkbox"/> PREVIOUS ADDRESS _____ COUNTY _____								
<input type="checkbox"/> CITY _____ STATE _____ ZIP _____								
I WISH TO APPLY FOR PERMANENT VOTING ASSISTANCE CERTIFICATION DUE TO <input type="checkbox"/> BLINDNESS <input type="checkbox"/> OTHER							PLEASE STATE DISABILITY	
UNDER THE PENALTY OF PERJURY, YOUR SIGNATURE VERIFIES THAT YOU ARE A U.S. CITIZEN, 18 YEARS OF AGE ON OR BEFORE THE GENERAL ELECTION AND YOU ARE NOT A CONVICTED FELON AND IF YOU HAVE BEEN CONVICTED OF A FELONY YOUR CIVIL RIGHTS HAVE BEEN RESTORED. KRS 116.026, 116.166 & 117.2281.								
SIGNATURE OF VOTER _____						DATE SIGNED _____ 19 _____		
REMARKS _____								
SBE-01A (7-82)		(Two witnesses required if "Mark" is used)				OFFICIAL VOTER REGISTRATION RECORD		


Please use this voter registration record if you:

1. Are registering for the first time.
2. Have moved from one Kentucky county to another.
3. Have changed your name or address since you last voted.

Kentucky Voting Requirements

- (1) Citizen of the United States
- (2) At least 18 years of age by the General Election date
- (3) Resident of the Commonwealth of Kentucky
- (4) Resident of the precinct for at least twenty-eight days prior to the election date
- (5) Not convicted of a felony or has had civil rights restored by executive pardon if ever convicted of a felony

PLACE
POSTAGE
STAMP
HERE



OFFICIAL
VOTER REGISTRATION
RECORD

COUNTY BOARD OF ELECTIONS
JEFFERSON COUNTY, KY
Urban County Government Center
810 Barret Avenue
Louisville, Kentucky 40204

COUNTY CLERK
COUNTY _____

CITY _____ KY. ZIP _____

SBE-02A (7/82)

PEEL OFF TAPE TO SEAL

VOTER REGISTRATION APPLICATION

FOR FEDERAL, STATE, COUNTY AND MUNICIPAL ELECTIONS IN MARYLAND
Instructions For Filling Out This Application — Read Carefully

- YOU QUALIFY TO REGISTER IF:**
- you are a citizen of the United States;
 - you will be at least 18 years old by the next general election;
 - you are a legal resident of Maryland;
 - you have not been convicted (without a pardon) more than once of an infamous crime;
 - you are not under sentence or on probation or parole following conviction for an infamous crime;
 - you are not under guardianship for mental disability.

RESIDENCE: You must list the address where you live at the present time.

PARTY AFFILIATION: Only voters affiliated with an officially recognized political party may vote in the primary election. All voters may vote in a general election and in a Board of Education or other nonpartisan primary.

Giving false information to procure voter registration is perjury and is punishable by imprisonment for not more than 10 years.

THE BOARD IS NOT RESPONSIBLE IF APPLICATION IS LATE OR REGISTRATION INFORMATION IS INCOMPLETE OR INACCURATE

This application must be received by a Maryland election office **NO LATER THAN 9 PM ON THE FIFTH MONDAY PRIOR TO AN ELECTION** in order for you to be registered to vote in that election.

If received on time, your application will be processed and, if complete and you are found to be qualified, a voter's notification card will be mailed to you.

YOU ARE NOT A REGISTERED VOTER UNTIL YOU RECEIVE A VOTER'S NOTIFICATION CARD.

GROUND FOLD DOWN TO MAIL

HAVE YOU REGISTERED TO VOTE BEFORE? YES NO

IF THE ANSWER TO THIS QUESTION IS YES — YOU MUST COMPLETE AND SIGN THIS FORM TO CANCEL YOUR FORMER VOTER REGISTRATION. PLEASE PRINT OR TYPE

NAME ON LAST REGISTRATION _____
LAST (L.R., ETC.) FIRST MIDDLE

ADDRESS ON LAST REGISTRATION _____
STREET

COUNTY OF RESIDENCE _____
Baltimore City - check here STATE ZIP

Date of Birth _____

Date X _____
Signature of Voter

LAST		MIDDLE (L.R., ETC.)		FIRST		MIDDLE	
NAME							
Number and Street for House and Box No. (also location and name of nearest road) Apt. No.							
RESIDENCE							
CITY OR TOWN				ZIP		COUNTY OF RESIDENCE	
Baltimore City - check here <input type="checkbox"/>							
MAILING ADDRESS IF DIFFERENT FROM RESIDENCE ADDRESS							
SEX (M or F)	DATE OF BIRTH (month day year)	AGE	PLACE OF BIRTH (state or foreign country)	CITIZEN OF THE U.S.			
				YES <input checked="" type="checkbox"/> NO <input type="checkbox"/>			
PARTY AFFILIATION CHOICE (CHECK ONE): Only voters affiliated with the Democratic or Republican Party may vote in the primary election of their party. All registered voters may vote in a general election and in a Board of Education or other nonpartisan primary. (Date printed)							
Democrat <input type="checkbox"/> Republican <input type="checkbox"/> Other <input type="checkbox"/>							
Dwelling in Africa with a Political Party <input type="checkbox"/> Other (Specify) _____							
DO NOT WRITE IN SPACE BELOW							
CONTROL NO: 1261592				Under penalty of perjury, I hereby state that I am a citizen of the United States and a resident of the State of Maryland.			
VOTER ID				I have never been convicted of an infamous crime, or, if I have been convicted of an infamous crime, the conviction was for one or more infamously crimes in a single criminal proceeding, and I have not been convicted of an infamous crime in any other criminal proceeding, I am not currently under sentence or on probation or parole imposed pursuant to any conviction for an infamous crime.			
Date: Printed as M O D Y Y				The information about my place of residence, name, place of birth, marital status, qualifications as a voter and my right to register and vote under the laws of this State is true.			
Date's initials				X _____ Signature			
REG CODE				Telephone No. (include number and area)			

PRINT FOLD UP TO MAIL

Maryland State Administrative Board of Election Laws
P.O. Box 231
Annapolis, MD 21404-0231

Gene M. Raynor
Administrator

Marvin L. Meyn
Deputy Administrator

- TO MAIL, THIS APPLICATION AFTER FILLING IT OUT COMPLETELY**
- Turn card over and to in the address panel using address of the local election office at the County or Baltimore City where you live
 - address panel should be folded
 - Turn card over again. Fold the corner up, then tear the panel down
 - Seal using tear-off adhesive edge at top

STATE		COUNTY		CITY/TOWNSHIP		PRECINCT		MAYOR		CLERK		COMMISSIONER		SHERIFF		SCHOOL		UNIVERSITY		OTHER	
INSTRUCTIONS: <input type="checkbox"/> SERVICES: <input type="checkbox"/> TELEPHONE AREA: <input type="checkbox"/> TELEPHONE NUMBER: <input type="checkbox"/> STATE: <input type="checkbox"/>																					
NAME: _____ TITLE: _____ ADDRESS: _____ CITY: _____ STATE: _____ ZIP: _____																					

FOR OFFICE USE ONLY

BOARDS OF SUPERVISORS OF ELECTIONS

- | | | | |
|--|---|---|---|
| Allegany County
P.O. Box 809
Cumberland, MD 21501-0809
777-6631 TTY 777-3118 | Cecil County
225 N. Center Street
Westminster, MD 21157-6146
867-3080 | Harford County
18 Office Street
Bel Air, MD 21014-3778
838-6000 | St. Mary's County
P.O. Box 197
Leonardtown, MD 20650-0197
478-6621 |
| Anne Arundel County
P.O. Box 490
Glen Burnie, MD 21080-0004
222-4600 | Cost County
Room 115, Court House
Elton, MD 21821-8870
388-0800 | Howard County
6889 Baltimore National Pike
Ellicott City, MD 21043-4186
313-3737 | Somerset County
P.O. Box 88
Pinesonsville, MD 21853-0088
861-0787 |
| Baltimore City
417 E. Fayette Street
Baltimore, MD 21202-3432
398-4678 | Charles County
P.O. Box 891
La Plata, MD 20646-0891
934-8872, 870-3167 | Kent County
400 High Street
Chestertown, MD 21620-1312
776-0038 | Talbot County
P.O. Box 263
Easton, MD 21601-0263
823-8046 |
| Baltimore County
3001 Main Avenue
Baltimore, MD 21234-4786
887-8218 | Dorchester County
P.O. Box 414
Cambridge, MD 21613-0414
228-2690 | Montgomery County
P.O. Box 4333
Rockville, MD 20848-4333
317-4460 TTY 878-1083 | Washington County
33 W. Washington Street
Hagerstown, MD 21740-6805
791-3030 TTY 791-3175 |
| Calvert County
P.O. Box 798
Prince Frederick, MD 20678-0798
638-3214 | Frederick County
Winchester Hall
12 E. Church Street
Frederick, MD 21701-6447
684-1008 | Prince George's County
14701 Oak, Open Basin Dr.
Suite 101
Upper Marlboro, MD 20772-3086
862-3270 TTY 827-3282 | Worcester County
P.O. Box 4081
Salisbury, MD 21803-4081
848-4630 |
| Caroline County
Multi-Service Center
307 S. Third Street
Denton, MD 21559-1229
478-4628 | Garret County
Room 226
303 S. Fourth Street
Oakland, MD 21550-1584
334-1982 | Queen Anne's County
County Office Bldg.
P.O. Box 274
Chestertown, MD 21617-0274
758-0838 | Worcester County
Court House, 1st Floor, Rm 114
Street 188, MD 21863-1280
838-1330 |

State Administrative Board of Election Laws Phone 800/223-VOTE TDD 800/492-6603

Applicant's Return Address

PLACE STAMP HERE

Board of Supervisors of Elections

New Jersey Voter Registration Application



REGISTRATION INSTRUCTIONS

Print in Ink—
Use ball-point pen or marker

Qualifications of an eligible applicant

By the time of the next elec-
tion, you must be 18 years
old and a United States
citizen. You must also be a
resident of New Jersey and
of your county for at least 30
days before the election.

a. Items 1 through 8 must be com-
pleted in full. Complete item 5 if you
were previously registered. NOTE: if
applicant is unable to sign his or her
name a mark must be affixed to the
line designated signature or mark in
item 7 on this form.

b. Item 7 must be signed and dated by
the applicant after completing the form.

c. Item 8 must be signed and dated by
a registered voter of the State of New
Jersey, after witnessing the applicant's
signature and completion of the form.

d. For registration deadlines, contact
your county commissioner of registra-
tion or municipal clerk.

e. The Commissioner of Registration
will notify you upon receipt and review
of this form. NOTE: Sign and complete
all questions before mailing.

1 Name of the applicant (Please print):
LAST FIRST MIDDLE

2 RESIDENCE: STREET ADDRESS AND P.O. BOX APARTMENT NUMBER
CITY, TOWN OR BORO COUNTY ZIP CODE PHONE (OPTIONAL)
Mailing Address (if different from above):
R.D. NUMBER BOX CITY, TOWN OR BORO ZIP CODE
This form is being used as (Check One):
 New Registration Change of Address Change of Name **4** Birth Date
Date Moved Month Day Year MONTH DAY YEAR
From what address did you last register to vote, and under what name?

5 LAST NAME FIRST MIDDLE
STREET ADDRESS APARTMENT NUMBER
CITY, TOWN OR BORO COUNTY STATE ZIP CODE

6 I am a native born naturalized citizen (Check One)
(I was naturalized) MONTH DAY YEAR CITY, TOWN OR BORO STATE

7 A. By the time of the next election I will be at least 18 years of age.
B. I will be a citizen of the United States and will have lived in this State 30 days and in the above named
county at least 30 days.
C. To the best of my knowledge and belief all of the above statements made by me are true and correct.
D. I UNDERSTAND THAT ANY FALSE OR FRAUDULENT REGISTRATION MAY SUBJECT ME TO A
FINE UP TO \$1,000, IMPRISONMENT UP TO 5 YEARS OR BOTH PURSUANT TO P.L.S. 1934-1
SIGNATURE OR MARK OF THE APPLICANT DATE

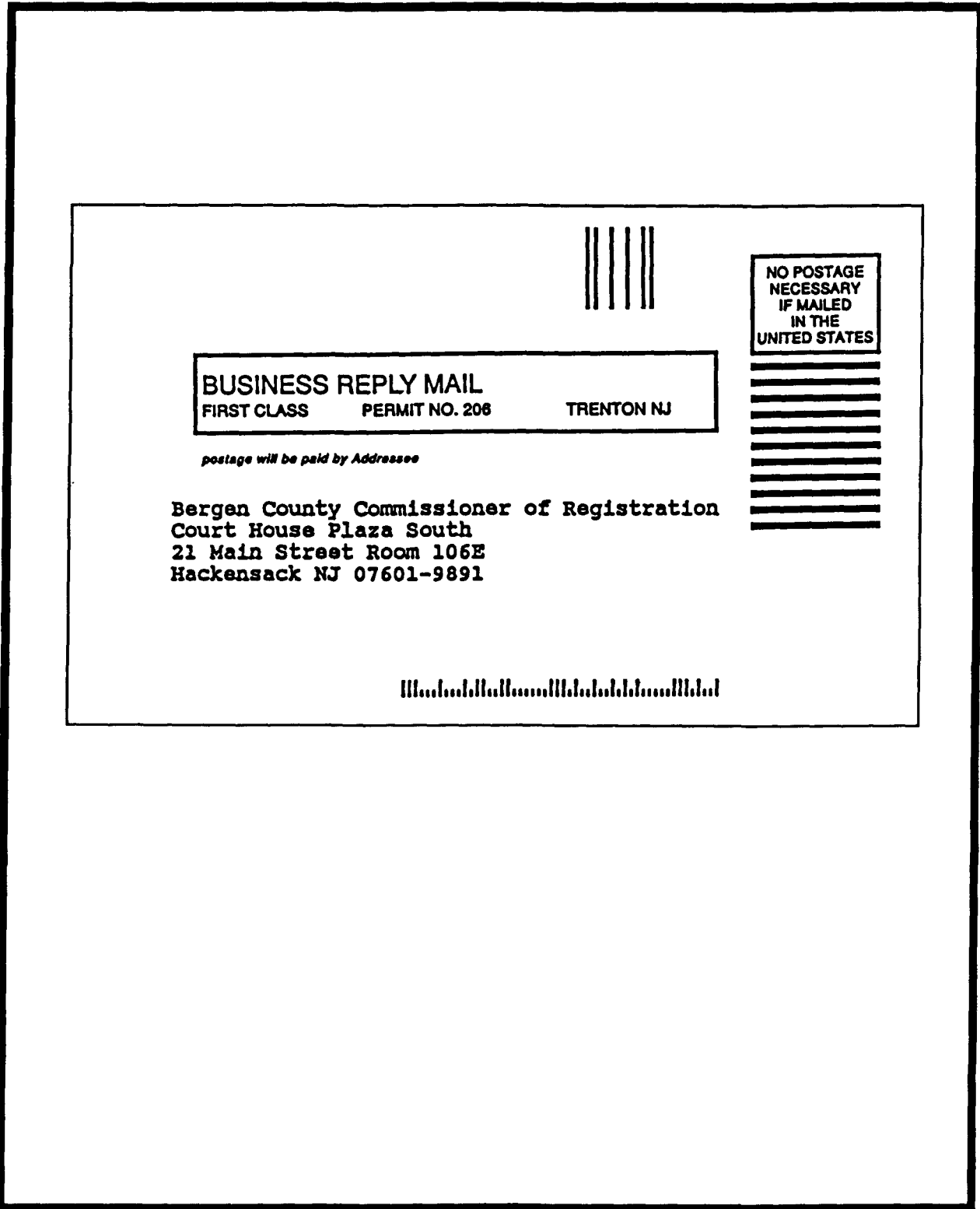
8 I, being a registered voter in _____ county in the State of New Jersey, witnessed the
making of the above signature or mark.
SIGNATURE OF THE WITNESS DATE
NAME OF THE WITNESS (PLEASE PRINT):
STREET ADDRESS OF THE WITNESS CITY, TOWN OR BORO COUNTY ZIP CODE

← APPLICANT SIGN AND DATE HERE

← WITNESS SIGN AND DATE HERE

WITNESS MUST BE A
REGISTERED VOTER OF
THE STATE OF
NEW JERSEY

Marque aqui si usted desea recibir sus materiales
electorales en Español.



VOTER NOTIFICATION STUB
THIS PORTION WILL BE RETURNED TO YOU BY YOUR
COUNTY ELECTION BOARD

Dear Applicant:

Your voter registration application has been received and is now being processed. After your registration has been approved we will mail to you a wallet sized Voter Identification Card showing the municipality, ward and/or election district of your residence.

COUNTY BOARD OF ELECTIONS

(COUNTY STAMP WILL APPEAR HERE)

DO NOT BEGIN THIS PORTION UNTIL YOU HAVE READ THE INSTRUCTIONS ON THE REVERSE SIDE OF THIS FORM.

PLEASE TYPEWRITE OR HANDPRINT USING BLUE OR BLACK INK.

FOR OFFICIAL USE ONLY (10/99)
City/Town/Twp. of _____
Ward _____ District _____

- (1) Is This A: New Registration, Change of Name, Change of Address, Change of Party
Note: Federal or State employees who wish to retain voting residence in the county of last residence, check
- (2) Print Your Full Name Here _____ (3) _____
Last Name First Name (No Suffix) Initial Jr/Sr Phone No.
- (4) Full Home Address _____ (5) _____ (6) _____
(Include APT. and Floor No.) (City) ZIP CODE TOWNSHIP/WORD
- (4a) If home address is rural route or box number, give nearest cross street, road or highway _____
and nearest church or public building _____
- (4b) If you already know your voting district, write it in here _____
- (7) County of Residence _____ (8) Date you began above address _____
Month/Day/Year
- (8a) If military, date you left above address _____
Month/Day/Year
- (9) Place of Birth _____ (10) Date of Birth _____
(State, Territory, or Foreign Country) Month/Day/Year
- (11) Sex _____ (12) Skin Color _____ (13) Height _____ (14) Hair Color _____ (15) Eye Color _____
(Approximate)
- (16) In Which Political Party Do You Wish To Be Enrolled? Democratic No Affiliation
 Republican other _____
(Please specify)
- (17) Have You Ever Registered To Vote Before? Yes No
If 'yes', complete the following information: (17a) Year of last registration _____
(17b) Name on last registration _____ (17c) County _____
(17d) Address on last registration _____ (17e) State _____ Zip Code _____
- (18) Do You Require Assistance To Vote? Yes No Physical Disability Illiteracy
State nature of disability _____

REGISTRATION DECLARATION

I hereby declare that I am a citizen of the United States, that on the day of the next ensuing primary or election, I shall be at least eighteen years of age, and shall have resided in the Commonwealth of Pennsylvania and in the election district thirty days, that I am legally qualified to vote, that I affirm that the information provided herein is true and correct, and I fully understand that this application will be accepted for all purposes as the equivalent of an affidavit, and if it contains a material false statement, shall be subject to the same penalties for perjury as if I had sworn duly sworn.

PENALTY FOR FALSIFYING DECLARATION
If any person shall sign an official registration application and knowing any statement declared therein to be false, he shall be guilty of perjury, and upon conviction, shall be sentenced to pay a fine not exceeding one thousand dollars (\$1,000), or be imprisoned for a term not exceeding two (2) years, or both, at the discretion of the court, in addition, sentence shall include loss of the right of suffrage absolutely for a term of ten (10) years.

PLEASE SIGN YOUR NAME **THREE** TIMES BELOW.
THESE SIGNATURES ARE REQUIRED FOR COUNTY REGISTRATION RECORDS. THEN PRINT YOUR NAME ON LINE 22. IF YOU ARE UNABLE TO SIGN YOUR NAME, SEE INSTRUCTION NO. 3.

(19) X
(20) X
(21) X _____
(SIGNATURE OF APPLICANT)

(23) Name and address of person assisting in completion of this form, if applicable.

(22) _____
(PRINTED NAME OF APPLICANT)

TO SEAL

TO SEAL

TO SEAL

TO SEAL

(24) NOTE: Complete the card at RIGHT: Print clearly your full name and address. The County Board of Elections should return this card to you in ten days. If not returned, you should contact your County Board.
DO NOT DETACH

Voter Registration Office
Forest County Courthouse
Elm Street
Tionesta, PA 16353-9988
(814) 755-3637

Postage
To Be Affixed
By County

RETURN POSTAGE GUARANTEED

DO NOT
DETACH

POSTMASTER:
RETURN WITHIN 3 DAYS
IF NOT DELIVERABLE AT
ADDRESS GIVEN.
DO NOT FORWARD

NAME _____
ADDRESS _____
POST OFFICE _____ ZIP CODE _____

SEAL HERE

SEAL HERE

SEAL HERE

SEAL HERE

DIRECTIONS FOR FORM COMPLETION AND GENERAL INSTRUCTIONS

1. Be sure to complete numbers (1)-(24) where applicable.
2. If you will require assistance in voting, complete number (18).
3. You must sign your name in ink on the three spaces provided [numbers (18), (20) and (21)] at the bottom of the other side of this form. If you are unable to sign this application for registration, you are required to make your mark and have it witnessed by an official who can administer oaths. (Notary Public, District Justice, etc.)
4. If anyone assists you in the completion of this form, they must sign their name and address on the space provided [number (23)].
5. Be sure to complete the address portion [number (24)] located above these instructions.
6. This application must be received by your county board of elections at least 30 days before the election at which you wish to vote. Military categories may apply at any time.
7. You are eligible to vote if you have been a citizen of the United States for at least one month, a resident of Pennsylvania, your county, and the election district for at least thirty days before the election and you will be 18 years old on or before the day after the election at which you wish to vote.
8. If you are currently registered and you have not moved or failed to vote at least once during the last two calendar years, you do not have to re-register.
9. If you choose not to register by mail, you have the right to register in person at your county board of elections.
10. If you wish to participate in the primary election of a political party, then you must register in a political party by checking the appropriate block in number (16). A change in party enrollment may be made by checking the appropriate block in number (1).
11. The top portion of this form labeled "Voter Notification Stub" should be self addressed by you and will be mailed back to you, non-forwardable, by your county board of elections. If you do not receive the voter notification stub back within ten days from the date your application is sent, you should contact your county board of elections.
12. Voter registration is not complete until this application card has been processed and accepted by the county board of elections and you have received your Voters Identification Card.
13. You are warned that the making of a false registration or the furnishing of false information is perjury, punishable by a fine of \$1,000 and/or five years imprisonment, plus the loss of voting rights for ten years.
14. If you are a Federal or State employee and you wish to retain voting residence in the county where you last resided, check the appropriate block. Be sure to place your current mailing address in (24) above these instructions.

BUSINESS REPLY MAIL
FIRST CLASS PERMIT NO. 9298 HARRISBURG, PA



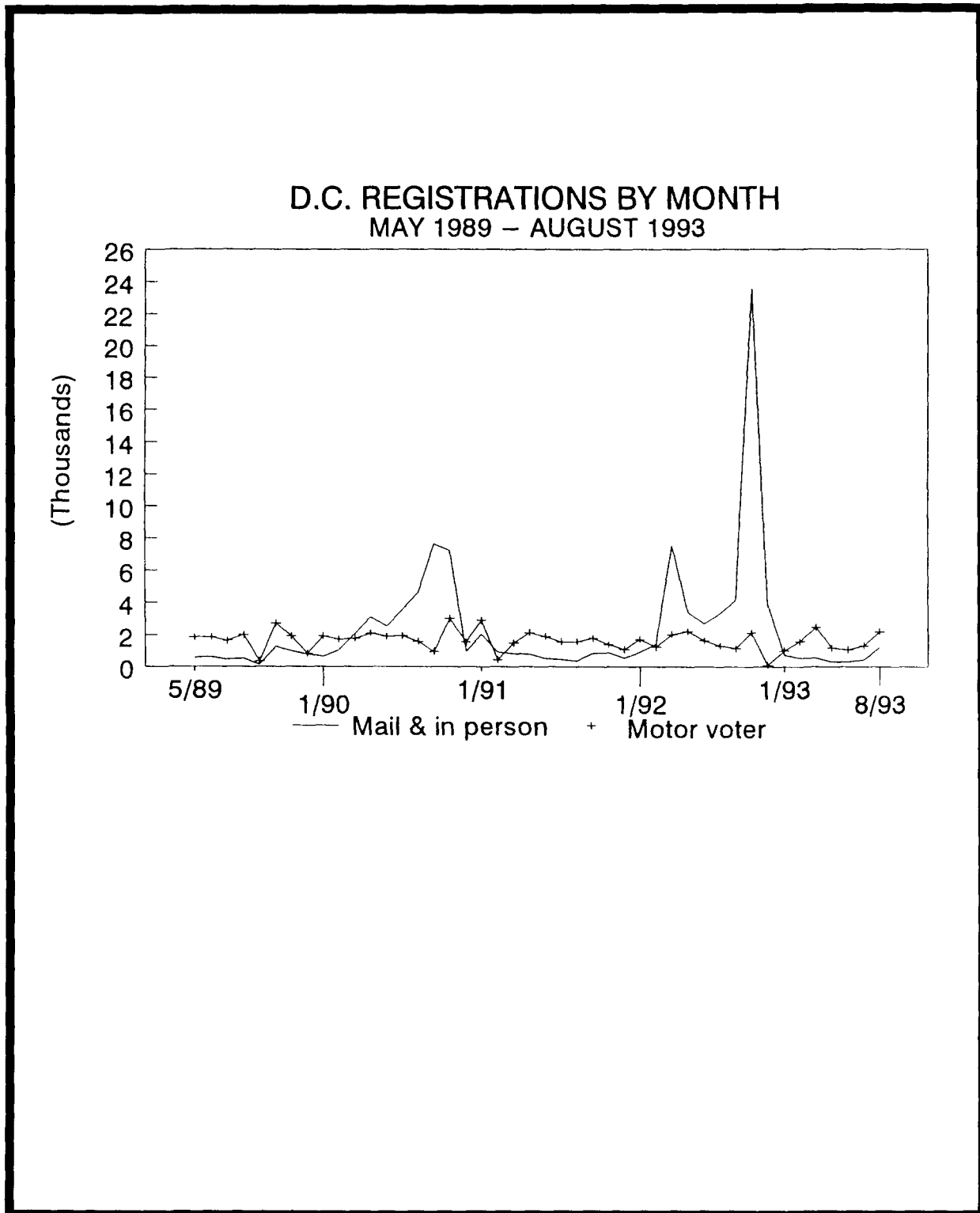
NO POSTAGE
NECESSARY
IF MAILED
IN THE
UNITED STATES

POSTAGE WILL BE PAID BY ADDRESSEE
SECRETARY OF THE COMMONWEALTH

Voter Registration Office
Forest County Courthouse
Elm Street
Tionesta, PA 16353-9988



Figure 1



For information about other

Innovations in Election Administration

contact

National Clearinghouse on Election Administration
Federal Election Commission
999 E. Street, N.W.
Washington, D.C. 20463

Toll Free 800/424-9530
Direct 202/219-3670
FAX 202/219-8500

Cut Here

FEDERAL ELECTION COMMISSION
WASHINGTON, DC 20463

Official Business
Penalty for Private
Use, \$300

Bulk Rate Mail
Postage and Fees Paid
Federal Election Commission
Permit Number G-31