



Ministry of Infrastructure and the  
Environment

# Road Traffic Signs and Regulations in the Netherlands



*Note*

*This is an abridged popular version published for instructional use. Due to abridging and modification of the text, no legal status may be derived from this document.*

*The author accepts no liability for the consequences of interpreting the rules.*

*The complete 1990 Traffic Rules and Signs Regulations (RVV 1990) can be viewed at [www.wetten.nl](http://www.wetten.nl)*

# Road Traffic Signs and Regulations in the Netherlands



# Summary of Contents

*Road Traffic Act 1994 (WV 1994)*

## **1 Traffic Conduct 6**

### 1.1 Rules of Conduct 6

*Traffic Regulations and Road Signs (RV 1990)*

## **2 Traffic Regulations 9**

### 2.1 Road position 9

### 2.2 Overtaking 11

### 2.3 Queues 12

### 2.4 Approaching road junctions 12

### 2.5 Giving priority 13

### 2.5a Level crossings 13

### 2.6 Cutting across military columns and motorised funeral processions 13

### 2.7 Turning 14

### 2.8 Speed limits 14

### 2.9 Waiting 19

### 2.10 Parking 19

### 2.11 Parking bicycles and mopeds 22

### 2.12 Signals and identification marks 22

### 2.13 Using lights while driving 24

### 2.14 Using lights while stationary 27

### 2.15 Special lights 28

### 2.16 Motorways and main highways 30

### 2.17 Roads across recreational areas 31

### 2.18 Roundabouts 31

### 2.19 Pedestrians 32

### 2.20 Emergency vehicles 32

### 2.21 Stray livestock 32

- 2.22 Boarding and alighting passengers 33
- 2.23 Towing 33
- 2.24 Special manoeuvres 33
- 2.25 Unnecessary noise 34
- 2.26 Warning triangles 34
- 2.26a Seats 35
- 2.27 Seat belts and child safety systems 36
- 2.28 Safety helmets 40
- 2.30 Use of mobile telecommunications equipment 41
- 2.31 Conveyance of persons in or on trailers and in loading space 42

### **3 Road Signs 43**

- 3.1 General provisions 43
- 3.2 Traffic signs 44
- 3.3 Traffic lights 45
- 3.4 Road markings 48

### **4 Signals by authorised persons 51**

- 4.1 Obligations on the part of road users 51
- 4.2 Precedence of instructions over traffic signs and regulations 52

### **5 Special Regulations for Disabled Drivers 53**

- 5.1 Exemptions for disabled drivers 53
- 5.2 Disabled parking badges issued outside the Netherlands 54

### **5a Temporary restrictions to speed limits as a result of an interruption to fuel supplies 55**

### **5b Environmental zones 56**

## **Appendices**

- 1 Explanations of Traffic Signs 60
- 2 Signals by authorised persons 71
- 3 Definitions 72

# 1 Traffic Conduct

## 1.1 Rules of Conduct

### Article 5

It is an offence for any road user to act in such manner as to cause a hazard (or a potential hazard) on the public highway or to obstruct other road users in any way.

### Article 6

All participants in traffic are forbidden to behave in such a way that a traffic accident attributable to them occurs in which another person is killed or sustains serious physical injury or physical injury such that temporary illness occurs or that person is prevented from engaging in normal activity.

### Article 7

- 1 It is an offence for any person involved in a road accident of any kind to leave the scene of the accident.
- 2 Persons are only permitted to leave the scene of an accident as soon as:
  - a. the opportunity has arisen to establish the identity of the person or persons involved;
  - b. the opportunity has arisen to establish the identity of the motor vehicle involved;
  - c. it is clear that no person or persons sustaining injuries in the accident has or have been left at the scene of the accident in need of treatment.



## Article 8

- 1 It is expressly forbidden to drive or allow a driver to operate a motor vehicle, when he is under the influence of a substance, whether used alone or in combination with another substance, which he knows, or should reasonably be expected to know, may compromise his driving ability to such an extent that he is not fit to operate a motor vehicle.
- 2 It is expressly forbidden to operate a motor vehicle or allow a driver to operate a motor vehicle when one has consumed alcoholic beverages to the point that:
  - a. upon analysis the alcohol level in his breath appears to be greater than 220 micrograms per litre of exhaled breath and/or
  - b. upon analysis the alcohol level in his blood appears to be greater than 0.5 milligrams per millilitre of blood.
- 3 Contrary to subsection 2 above, the driver of a motor vehicle which requires a driver's licence, should the date of first issue of said licence not yet be five years ago and should this date of first issue have been on or after 20 March 2002, is forbidden to operate or be permitted to operate a motor vehicle when he has consumed alcoholic beverages to the point that:
  - a. upon analysis the alcohol level in his breath appears to be greater than 88 micrograms per litre of exhaled breath and/or
  - b. upon analysis the alcohol level in his blood appears to be greater than 0.2 milligrams per millilitre of blood.

- 4 Contrary to that stated in section 2, it is prohibited for the driver of a motor vehicle for which a driving licence is required, if the first licence issued was a licence authorising the holder to drive a moped and this licence was issued to a person who was not yet eighteen at the time of issue and the date of issue was less than seven years previously and occurred on or after 20 March 2002, to drive said motor vehicle or operate it as the driver after having consumed such an amount of alcohol that:
  - a. his or her breath is shown in a test to contain more than 88 micrograms of alcohol per litre of exhaled air, or
  - b. his or her blood is shown in a test to contain more than 0.2 milligrams of alcohol per millilitre.
- 5 It is forbidden to allow a person to operate a motor vehicle when one knows or may reasonably be expected to know that this person is in a physical state as described in subsection 1, 2, 3, or 4 above.
- 6 In applying subsection 3 above, driver's licence is taken also to mean a driver's licence issued by a relevant authority outside of the Netherlands.

## 2 Traffic Regulations

### 2.1 Road positioning



#### **Article 3** (Article 1, 2, 2a and 2b in Appendix 3)

- 1 Drivers are required to keep as far over to the right as possible.
- 2 Cyclists are permitted to ride two abreast. This does not apply to riders of motor-assisted bicycles.

#### **Article 4**

- 1 Pedestrians are to use pavements or footpaths at all times.
- 2 If there is a break in the pavement or footpath, pedestrians are to use the cycle or moped track.
- 3 If there is also a break in the cycle, motorcycle or moped track, pedestrians are to use the roadside or the edge of the carriageway.
- 4 Contrary to the first and second parts, persons moving with the aid of objects that are not vehicles use the bicycle path, the bicycle/moped path, the pavement or footpath. They use the road if there is no bicycle path, bicycle/moped path, pavement or footpath.

#### **Article 5**

- 1 Cyclists are required to use the mandatory cycle track or the cycle/motor cycle track.
- 2 If there is a break in the mandatory cycle track or in a cycle/motor cycle track, cyclists are required

to use the main carriageway.

- 3 They may use the non-mandatory cycle track. Riders of motor-assisted bicycles equipped with combustion engines may use the non-mandatory cycle track only if the engine is switched off.
- 4 Riders of bicycles having more than two wheels and riders of bicycles pulling trailers with a total width, including the load, in excess of 0.75 metre may use the public carriageway.
- 5 Riders aged 16 years and over of motor-assisted bicycles as indicated in Article 1, part one, section e, subsection d of the act who are in possession of a disabled person's parking card, or of a card established by ministerial regulation to designate the transport of disabled persons, may use the pavement or footpath.
- 6 Riders aged under 16 years of motor-assisted bicycles as indicated in Article 1, part one, section e, subsection d of the act who are in possession of a disabled person's parking card, or of a card established by ministerial regulation to designate the transport of disabled persons, shall use the pavement or footpath.
- 7 The first, second and fourth parts of this article do not apply to riders indicated in part six hereof.

#### **Article 6**

- 1 Motor cyclists are required to use the cycle/motor cycle track.
- 2 They are required to use the main carriageway if there is a break in the cycle/motor cycle track.
- 3 Riders of mopeds having more than two wheels and mopeds pulling trailers with a total width,

including the load, in excess of 0.75 metre, may use the public carriageway that a traffic accident occurs.

#### **Article 7**

Handicapped drivers and their special vehicles must use the pavement, footpaths, cycle tracks, cycle/motorcycle tracks or the public carriageway.

#### **Article 8**

- 1 Horse riders are to use bridleways.
- 2 If there is a break in the bridle path, horse riders are to use the roadside of the public carriageway.

#### **Article 9**

Pedestrians may use the public carriageway if they form a column or if they are taking part in a march or a funeral procession.

#### **Article 10**

- 1 Other drivers than those indicated in Articles 5 to 8 inclusive must use the public carriageway. For parking their vehicles, these drivers and pedestrians moving a trailer apparently intended to be moved by a motor vehicle may also use other parts of the road except for pavements, footpaths, cycle paths, cycle and motor cycle paths or bridleways.
- 2 Road users other than cyclists and handicapped persons driving special vehicles may not use bicycle lanes with continuous lane markings.

## **2.2** **Overtaking**

#### **Article 11**

- 1 All overtaking must be carried out on the left.
- 2 Drivers who have positioned themselves on the



- left and have signalled their intention to turn left are to be overtaken on the right.
- 3 Cyclists must overtake other cyclists on the left. They may overtake other slower moving vehicles on the right.
  - 4 Drivers who are positioned on the right of an indicator panel may overtake drivers on the right who are positioned on the left of such panels.
  - 5 Trams may be overtaken on the right.

#### **Article 12**

It is not permitted to overtake a vehicle directly before or on a pedestrian crossing.

## **2.3** **Queues**

#### **Article 13**

- 1 When traffic is queuing, and where the carriageway is divided into several lanes heading in the same direction, it is not necessary to keep to the right hand lane.
- 2 Traffic queues may be overtaken on the right.

## **2.4** **Approaching road junctions**

#### **Article 14**

Drivers must not block road junctions.

## 2.5 Giving priority

### Article 15

- 1 At road junctions, drivers must give priority to traffic approaching from the right.
- 2 The following exceptions exist to this rule:
  - a. drivers on unpaved roads must give priority to drivers on paved roads;
  - b. all drivers must give priority to tram drivers.

## 2.5a Level crossings

### Article 15a

- 1 Road users should never drive onto a crossing until the road ahead is clear and they can cross it completely.
- 2 When approaching a crossing, road users must give priority to rail vehicles and wait until the crossing is completely free.

## 2.6 Cutting across military columns and motorised funeral processions

### Article 16

Road users must not cut across military columns and motorised funeral processions.

## 2.7 Turning

### Article 17

- 1 Drivers wishing to turn must take up an appropriate road position by:
  - a. if they wish to turn to the right, they must move across to the right side of the carriageway as soon as possible;
  - b. if they wish to turn to the left, they must take up an appropriate position close to the middle of the road or if they are on a dual carriageway they must take up a position as far to the left as possible.
- 2 Drivers must give advance warning of their intention to turn, either by using their indicator or by giving arm signals.

### Article 18

- 1 Drivers intending to turn must give way to all oncoming vehicles and also to all vehicles travelling behind them in the same direction on their left or right.
- 2 Drivers intending to turn left must give way to oncoming drivers intending to turn right at the same road junction.
- 3 Sections 1 and 2 above do not apply to tram drivers.

## 2.8 Speed Limits

### Article 19

A driver must at all times be able to bring his vehicle



to a standstill within the distance that he can see to be clear.

#### **Article 20**

The following maximum speeds apply in built-up areas:



- a. for motor vehicles: 50 km/h;
- b. for mopeds and vehicles for the disabled, equipped with an engine:
  - 1 on a bicycle path and/or bicycle/moped path: 30 km/h
  - 2 on the road: 45 km/h
- c. for disabled vehicles equipped with an engine, and for motor-assisted bicycles as indicated in Article 1, part one, section e, sub-section d of the act, on the pavement or footpath, 6 km/h.

#### **Article 21**

Elsewhere the following speed limits apply:

- a. for motor vehicles on motorways 120 km/h, on main roads 100 km/h and on all other roads 80 km/h;
- b. for mopeds and vehicles for the disabled, equipped with an engine:
  - 1 on a bicycle path and/or bicycle/moped path: 40 km/h
  - 2 on the road: 45 km/h
- c. for disabled vehicles equipped with an engine, and for motor-assisted bicycles as indicated in Article 1, part one, section e, sub-section d of the act, on the pavement or footpath, 6 km/h.

#### **Article 22**

- 1 Where a lower speed limit does not apply as a result of other articles of these regulations, the following special speed limits apply to the

following vehicles:

- a. for campers that according to their vehicle registration certificate fall under the category of company vehicle, whose permitted maximum weight exceeds 3500 kg, lorries and buses other than T100 buses, 80 km/h;
  - b. for T100 buses, 100 km/h;
  - c. for agricultural or forestry tractors and motor vehicles with limited speed, as indicated in Article 1.1 of the Regulations, with or without a trailer, 25 km/h;
  - d. for microcars, 45 km/h;
  - e. for motor-assisted bicycles, 25 km/h;
  - f. for passenger cars, commercial vehicles, motorcycles, three-wheeled motorised vehicles and T100 buses pulling a trailer with a permitted maximum weight not exceeding 3500 kg, 90 km/h;
  - g. for vehicles other than those indicated in sections c and f, with a trailer, 80 km/h.
- 2 Contrary to the first part, section b, motor vehicles other than those indicated in the first part, sections a and c, pulling a trailer with a permitted maximum weight not exceeding 3500 kg on main highways and motorways, the speed limit is 90 km/h.

**Table**  
**Maximum speeds**





				
Passenger cars, commercial vehicles and motorcycles	120*	100*	80	50
Trucks and buses (not including T100 buses)	80	80	80	50
T100 buses	100	100	80	50
Campers that according to their vehicle registration fall under the category of company vehicle and which are heavier than 3500 kg**	80	80	80	50
Passenger cars, commercial vehicles, T100 buses and motorcycles with a trailer, weighing no more than 3500 kg***	90	90	80	50
Passenger cars and commercial vehicles with a trailer, weighing more than 3500 kg***	80	80	80	50
Trucks and buses (not including T100 buses) with a trailer (irrespective of the weight)	80	80	80	50
Microcars	-	-	45	45
Motor-assisted bicycles, agricultural vehicles and motor vehicles with restricted speed	-	-	25	25

Table  
Maximum speeds for mopeds

	Helmond	Helmond
Road	45	45
Bicycle/moped path	30	40

Table  
Maximum speeds for motorised vehicles for the disabled

	Helmond	Helmond
Road	45	45
Bicycle/moped path	30	40
Pavement or footpath	6	6

\* In the event of a serious disruption to the oil supply, a maximum speed of 90 km/h may be instituted on motorways and main highways.

\*\* This figure relates to the weight of the empty camper, plus the maximum permitted weight of the load or luggage.

\*\*\* This figure relates to the weight of the empty trailer, plus the maximum permitted weight of the load or luggage.

## 2.9 Waiting

### Article 23

- 1 Drivers and their vehicles may not wait:
  - a. on a road junction or a level crossing;
  - b. on a cycle track or within a bicycle lane on the public carriageway;
  - c. on a pedestrian crossing or within five metres of a pedestrian crossing;
  - d. in a tunnel;
  - e. within the markings of a bus stop, or if there are no markings, with a distance of twelve metres of the bus stop. This does not apply if the intention is to allow passengers to board or to alight;
  - f. within a bus lane on the public carriageway or
  - g. on a road marked with a continuous yellow line.

## 2.10 Parking

### Article 24

- 1 Drivers may not park their vehicles:
  - a. On, or at a distance of less than five metres from, a road junction;
  - b. in front of entrances/exits;
  - c. directly on the carriageway of a major road outside a built-up area;
  - d. in a designated parking area:
    - 1 if, according to the instructions on the official parking notice, their vehicles are not included in the category or group of vehicles for which

- the parking area is intended;
  - 2 in another way or for another purpose than as given on the board or notice under this;
  - 3 on days or at times when parking is shown on the official parking notice to be prohibited.
- e. on a road marked with a continuous yellow line;
  - f. within an area specifically designated for the loading or unloading of goods;
  - g. in parking bays reserved for permit-holders as shown by the sign E9, unless they themselves have such a permit for the bays in question.
- 2 If dates or times are indicated in the lower section of official parking notices E4 to E8 inclusive, E12 and E13, the parking permission or prohibition according to the notice in question, shall only apply on the days or during the hours indicated.
  - 3 Drivers may not double-park their vehicles.
  - 4 If a parking area, indicated by one of the official parking notices in the range E4 to E13 inclusive, has designated parking bays, drivers may only park in these bays.

#### **Article 25**



- 1 Parking in a parking permit (disc type) zone is prohibited, except in parking spaces designated or indicated as such or spaces featuring a blue line.
- 2 In spaces with a blue line, a motor vehicle with more than two wheels may be parked only if the vehicle is equipped with a clearly visible parking permit in accordance with the terms of the Parking Permit Decree. If the motor vehicle has a windscreen then the parking permit must be placed behind this.
- 3 The parking permit indicates the time that parking

began. A parking permit equipped with a mechanism that automatically sets or shifts the arrival time cannot be used.

- 4 When the parking permit is set, the arrival time may be rounded up to the next hour or half hour. The permitted parking time must not be exceeded.
- 5 If a sign below the parking sign indicates days or hours, the second to fourth parts inclusive apply only for those days or hours.

#### **Article 26**

- 1 Parking is permitted in a disabled parking space only for:
  - a. a disabled person's vehicle, if the act of parking is directly related to the transport of a disabled person;
  - b. a motor vehicle with more than two wheels in which a valid disabled person's card has been displayed visibly if the parking is directly related to the transport of the disabled person to whom the permit has been issued, or to the transport of several persons residing in an institution, provided that the card has been issued to the management of that institution;
  - c. if the disabled parking space is reserved for a specific vehicle, that vehicle.
- 2 If a sign below the parking sign indicates a maximum parking time, Article 25, part two, applies accordingly, bearing in mind that the parking space need not have a blue line.

## 2.11 Parking bicycles and mopeds

### Article 27

Bicycles and mopeds may be parked on the pavement, on footpaths, at the side of the road or wherever an official sign indicates that it is permitted.

## 2.12 Signals and identification marks

### Article 28

Drivers may only sound their horns or signal with their headlamps to give warning of emergency situations.

### Article 29

- 1 Drivers of motor vehicles used by police and fire brigades, motor vehicles in use with emergency medical assistance services, and motor vehicles of other assistance services designated by the Minister use blue revolving, flashing or blinking lights and a two-tone horn to indicate that they are performing urgent duties.
- 2 The drivers indicated in the first part may use flashing headlights during the day in addition to the lights indicated in that part.
- 3 Rules may be established by means of ministerial regulations regarding the use of blue revolving, flashing or blinking lights, two-tone horns and flashing headlights.



### **Article 30**

- 1 Drivers of vehicles used for work to be indicated will use yellow or green revolving, flashing or blinking lights under circumstances to be indicated. Drivers indicated in Article 29, part one, will use yellow or green revolving, flashing or blinking lights instead of blue revolving, flashing or blinking lights. The driver of the first or only vehicle to reach the site to perform the assigned duties may use blue revolving, flashing or blinking lights instead.
- 2 Ministerial regulations are issued to set the rules relating to the use of yellow or green rotating, blinking or flashing lights and the road works and circumstances when such signals are used.

### **Article 30a**

- 1 Drivers of motor vehicles indicated in Article 29, part one, may use additional indicators under circumstances to be indicated.
- 2 Rules may be established by ministerial regulations regarding the indicators mentioned in the first part and the circumstances in which they are used.

### **Article 30b**

Articles 29 to 30a inclusive do not apply to Belgian and German motor vehicles in use with police and fire brigades, in use with services for first-line emergency assistance and motor vehicles of Belgian and German assistance services, designed in or under article 29, part one, provided such vehicles each use signals in accordance with the legal regulations applicable to them in their own countries.

### **Article 30c**

Motor vehicles that form part of a funeral procession must display an identification mark. Rules governing the identification mark and the manner in which this must be displayed will be drawn up by ministerial regulation.

### **Article 31**

Signals may not be given and the identification marks as indicated in Article 30c may not be displayed in other cases or in other ways than as determined in the articles in this section.

## **2.13** **Using lights while driving**

### **Article 32**

- 1 Drivers of a motor vehicle, a moped, a motor-assisted bicycle which is not a moped as indicated in Article 1, part one, section (e), sub-section (d) of the act, a disabled vehicle equipped with a combustion engine, or a disabled vehicle equipped with an electric motor and having an enclosed body, will use dimmed lights during the day where visibility is seriously restricted, and at night. Drivers of a disabled vehicle equipped with an electric motor but not equipped with enclosed bodies will at such times use the lights indicated in Article 5.18.43, part one, of the Vehicles Regulations.
- 2 Driving with undipped headlights instead of dipped headlights is permitted except in the following circumstances:

- a. during the daytime;
  - b. in the presence of other oncoming road users,  
and
  - c. when following close behind another vehicle.
- 3 Rear lights and rear registration plate lights must always come on with undipped and dipped headlights, sidelights and foglamps.

#### **Article 33**

Towed trailers must be illuminated in dull daytime conditions and at night they must show rear lights, rear registration plate lights and side lights.

#### **Article 34**

- 1 Where visibility is seriously restricted as a result of fog, snow or rain, drivers of motor vehicles and vehicles adapted for disabled drivers must use their front foglamps. In that case, drivers do not need to have their dipped headlights on.
- 2 Where visibility is reduced to less than 50 metres as a result of fog or heavy snowfall, drivers must use their rear foglamps.

#### **Article 35**

- 1 Cyclists will use lights in accordance with parts 2 through 4 when riding at night or during the day if visibility is seriously restricted.
- 2 A bicycle with two wheels and a cycle with three wheels having a single front wheel must be equipped with a white or yellow light carried at the front, unless the rider is wearing a white or yellow light on his or her chest.
- 3 A cycle with more than two wheels having two front wheels must carry two white or two yellow lights at the front, symmetrically attached to the

left and right of the centre.

- 4 A cycle must be equipped with a red rear light carried at the rear, unless the rider or a passenger seated behind the rider is wearing a red light on his or her back.
- 5 A cycle may carry two amber direction indicator lights at the front and two at the back.
- 6 No more lights may be carried on a cycle, by its rider or by a passenger seated behind the rider than the lights indicated in parts 2 through 5.

#### **Article 35a**

- 1 The lights indicated in Article 35 must not blind other road users.
- 2 The lights indicated in Article 35, parts 1 through 4 may not be flashing lights.
- 3 The lights indicated in Article 35, parts 1 through 4, must:
  - a. be continually visible at the front to oncoming road users;
  - b. be continually visible at the rear for road users approaching from behind.

#### **Article 35b**

- 1 Drivers of vehicles will use headlights and rear lights during the day, if visibility is seriously restricted, and at night.
- 2 Drivers of disabled vehicles not equipped with an engine will use front and rear lights during the day, if visibility is seriously restricted, or at night, if they use the lane, bike path or bike/moped path.

#### **Article 35c**

Articles 35, parts one to four and part six, and 35a apply accordingly to riders of motor-assisted bicycles,

which are those mopeds indicated in Article 1, part 1, section (e), sub-section (d) of the act.

#### **Article 36**

Riders and persons accompanying horses or other animals must carry a light at night and in dull daytime conditions, which shows white or yellow to the front and red to the rear.

#### **Article 37**

Processions of pedestrians or marchers walking outside built-up areas at night or in dull daytime conditions must carry a light at the front left hand side of the procession that shows white or yellow to all sides and at the rear left hand side of the procession a light showing red to all sides.

## **2.14** **Using lights while stationary**

#### **Article 38**

Drivers of motor vehicles with more than two wheels, who need to stop outside built-up areas, in a slip road or at a designated parking area or in a hard shoulder or refuge section must display rear and parking lights both at night and during dull daytime conditions.

#### **Article 39**

Stationary trailers outside built-up areas, in a slip road or at a designated parking bay or in a hard shoulder or refuge section must display rear and parking lights both at night and during dull daytime conditions.

#### **Article 40**

Outside built-up areas, stationary cars on a main road

must display front and rear parking lights at night and during dull daytime conditions.

## 2.15 Special lights

### Article 41

- 1 Drivers of motor vehicles may have daytime running lights on during the day. Daytime running lights are at the front of the vehicle and are not on at the same time as any other lights at the front of the vehicle.
- 2 At the same time as having dipped headlights or fog lights on at the front, drivers of motor vehicles may have side lights, cornering lamps, bend lighting, directional lights, marking lights, or side marker lamps.

### Article 41a

- 1 Illuminated transparencies providing information on the destination or use of the vehicle may be carried by:
  - a. passenger cars, commercial vehicles and motorcycles:
    - 1 used by the police;
    - 2 used by the fire brigade;
    - 3 used by emergency services;
    - 4 used by the Directorate General for Public Works and Water Management;
    - 5 used by doctors;
    - 6 used in providing driver training or in administering a driving test;
    - 7 used by ambulance services to which a permit has been issued under the Ambulance Transport

- Act to provide ambulance transport;
  - 8 of assistance services involved in providing first-line emergency assistance on the orders of either a central office as indicated in article 1 of the Ambulance Transport Act or a central office for ambulance transport as indicated in article 4, part 1 a, of the Medical Assistance for Accidents and Emergencies Act;
  - b. buses operated by public transport services;
  - c. commercial vehicles of transport assistance providers;
  - d. passenger and commercial vehicles configured as veterinary ambulances;
  - e. taxis.
- 2 Passenger cars, commercial cars and motorcycles used to provide driving instruction or administer a driving test may only be equipped with an illuminated transparency displaying the letter 'L' prescribed under the Driving Licence Regulations.
- 3 Notwithstanding the first part:
- a. illuminated transparencies carried by the vehicles indicated in the first part, section 1, under 1 to 4, inclusive and section c, may display directions for other road traffic;
  - b. taxis may be equipped with illuminated transparencies displaying the following information:
    - 1 rates;
    - 2 the name of the taxi company; and
    - 3 the telephone number of the taxi company.
- 4 Taxis equipped with illuminated transparencies displaying rates may display such lighting only

when at a taxi rank.

- 5 Illuminated transparencies are not carried by vehicles other than those stated in the first part and are not carried in any way other than as set out in the first to fourth parts inclusive.

## 2.16 Motorways and main highways



### Article 42

- 1 Motorways may only be used by drivers, whose vehicles are capable of being driven at speeds greater than 60 km/h.
- 2 Main highways may only be used by drivers, whose vehicles are capable of being driven at speeds greater than 50 km/h.

### Article 43

- 1 Drivers are not permitted to execute U-turns or to reverse their vehicles while driving on motor ways or main highways.
- 2 Drivers are not permitted to stop on the carriageway of a motorway or a main highway.
- 3 Except in emergencies, road users are not permitted to drive on the hard shoulder or onto laybys or parking areas of motorways or main highways.
- 4 On a three or more lane motorway, drivers towing trailers (where the length of the combination is greater than 7 metres) and drivers of goods vehicles are not permitted to use any lane except the two innermost right hand lanes. This regulation shall not apply in cases where the vehicle is negotiating a change of lanes.



## 2.17 Roads across recreation areas



### **Article 44**

Pedestrians may use the full width of roads that pass through recreation area.

### **Article 45**

Drivers may not drive at more than a walking pace on roads that pass through a recreation area.

### **Article 46**

- 1 Drivers of motor vehicles may not park in recreation areas except within special parking areas designated by a parking notice or board showing a P.
- 2 If the recreation area is designated a parking disk area, parking is permitted in areas marked with a blue stripe, provided that a parking disk is used.

## 2.18 Roundabouts

### **Article 47**

Drivers of motor vehicles and moped riders driving along a main road are permitted to drive in a lane other than the right hand lane when entering or driving round a roundabout.

### **Article 48**

Drivers are permitted to overtake on the right when entering or driving round a roundabout.

## 2.19 Pedestrians



### Article 49

- 1 Drivers must give priority at all times to blind or partially sighted pedestrians carrying a white cane with one or a number of red rings around it and also to all other persons with disabilities.
- 2 Drivers must give way at all times to pedestrians and drivers of invalid carriages who are crossing, or obviously waiting to cross at a pedestrian crossing.
- 3 The second part does not apply to drivers of a motor vehicle that forms part of a military column or a motorised funeral procession.
- 4 Subsection 2 above does not apply if the pedestrians and the drivers of invalid carriages are prevented from crossing by either a red or a flashing amber pedestrian crossing light.

## 2.20 Emergency vehicles

### Article 50

Road users must at all times give priority to drivers of emergency vehicles.

## 2.21 Stray livestock

### Article 51

It is not permitted to allow animals of any kind to roam at large without supervision on the public

highway. This prohibition does not apply where roads have been specifically authorised for this purpose by the competent authorities.

## 2.22 Boarding and alighting passengers

### Article 52

Drivers intending to pass a stationary tram or bus on the side where passengers may be boarding and alighting must give way and allow them the opportunity to do so.

## 2.23 Towing

### Article 53

Drivers of motor vehicles are not permitted to tow other vehicles if the distance between the rear of the front vehicle and the front of the second vehicle is greater than five metres.

## 2.24 Special manoeuvres

### Article 54

Drivers intending to carry out special manoeuvres, such as pulling away, reversing, turning into the road from an exit, turning off the road into an entrance, performing a U-turn, switching from the feeder lane into the main highway, switching from the main highway into the exit lane or changing lanes must at

all times give way to other vehicles.

#### **Article 55**

Drivers of motor vehicles and moped riders must signal using their direction indicators (moped riders may give arm signals), when they pull away, intend to overtake other vehicles, join or leave the main carriageway or if they wish to change lanes or carry out any other sideways changes to their road positions.

#### **Article 56**

Within built-up areas, drivers must give bus drivers sufficient opportunity to pull away from a bus stop if the bus driver signals his intention to do so. The second part does not apply to drivers of a motor vehicle that forms part of a military column or a motorised funeral procession.

## **2.25**

### **Unnecessary noise**

#### **Article 57**

Drivers of motor vehicles and riders of mopeds and motor-assisted bicycles must ensure that their vehicles do not cause unnecessary noise.

## **2.26**

### **Warning triangles**

#### **Article 58**

- 1 Stationary motor vehicles with more than two wheels and trailers must be clearly identified as such by a warning triangle if they are likely to cause a hazard to approaching traffic, which might other-

wise not be able to see them in time. This does not apply if a flashing hazard light is shown.

- 2 The warning triangle must be placed on the road in a clearly visible manner at a distance of approximately 30 metres from the vehicle. It must be arranged facing the approaching traffic that is exposed to the hazard.

## 2.26a Seats

### Article 58a

- 1 While participating in traffic, drivers and passengers must be seated in their designated seats.
- 2 The first part does not apply to:
  - a. standing passengers in buses where the transportation of standing passengers is permitted;
  - b. passengers in buses without standing places for incidental use of the gangway or the toilet;
  - c. passengers who are transported in accordance with Article 61b, second part, sections a, b and d;
  - d. passengers under the age of 3 in buses;
  - e. passengers under the age of 18 less than 1.35 metres tall, who make use of a seat that is suitable for these passengers that forms part of the construction of the vehicle, is properly attached to the vehicle and is fitted with seat belts;
  - f. transportation of passengers using a wheelchair as indicated in Article 59, part 4;

- g. transportation of a person aged 8 years or older on the baggage rack by cyclists with the exception of motor-assisted cyclists;
  - h. passengers who are making use of a facility for lying down provided that there is only one passenger in each single facility.
- 3 Contrary to what is stated in the first part, passengers younger than 8 years may only be transported on cycles and mopeds if they are seated in a suitable and safe facility with sufficient support for back, hands and feet.
  - 4 Drivers are forbidden to transport passengers in any other way than in described in this article.

## 2.27 Seat belts and child safety systems

### Article 59

- 1 Drivers of passenger cars, commercial vehicles, three-wheeled motor vehicles with enclosed bodies or microcars and their passengers will use the seat belts available to them. Passengers under 18 years of age and less than 1.35m tall shall use a suitable child restraint system bearing a seal of approval as indicated in Article 22, part 5, of the act. If the seats intended for passengers are equipped with seat belts, no more passengers may be carried in these seats than there are seat belts.
- 2 Passenger cars, commercial vehicles, three-wheeled motor vehicles with enclosed bodies or microcars not equipped with a seat belt or child restraint system as indicated in the first part may not be

used to transport passengers under 3 years of age, and passengers aged 3 to 18 years, who are less than 1.35m tall, will be transported in seats other than the front seats.

- 3 Passengers younger than 18 years may not be transported in a rear-facing child restraint system in a front passenger seat fitted with an airbag, unless this airbag has been disengaged or is disengaged automatically in an effective manner.
- 4 The first part does not apply to passengers who make use of a wheelchair. These passengers shall be transported in a wheelchair that is secured in the vehicle in such a way that the stability of the wheelchair and the safety of the occupant is ensured. These passengers shall make use of a safety belt that is integrated into the vehicle or in the floor-mounted vehicle restraint system, unless use is made of a construction as approved by Our Minister.
- 5 The first part, second sentence and the second part do not apply for transport in taxis. In taxis where there is no child restraint system, passengers under 18 years of age and less than 1.35m tall must be transported in seats other than the front seats.
- 6 The first part, where applicable to drivers, and the fourth part do not apply during paid transportation of passengers under the 2000 Passenger Transport Act and demand-driven public transport in taxis, other than in cases in which an agreement is made as indicated in Article 84, part 3, of said act, or other than during taxi transportation in a taxi configured for wheelchair transport in accordance

with the requirements stated in the Vehicles Regulation.

- 7 The seat belt or the child restraint system must be used in such a way that the protective function of these is not affected or could be affected in a negative manner. Persons aged 18 or over and persons under the age of 18 who under the particular circumstances do not need to use a child restraint system may use a provision that is designed to lead the diagonal part of the seat belt over the shoulder. Our Minister may make additional requirements for such a provision.
- 8 Drivers of vehicles as stated in part 1 are forbidden to transport passengers younger than 12 years of age and passengers who make use of a wheelchair in ways other than as stated in this article.
- 9 Part 1 does not apply to passengers who make use of a facility for lying down. These passengers must make use of the appropriate restraint provision in the vehicle if present that is integrated in the vehicle or forms part of the floor-mounted system by which the facility for lying down is mounted to the vehicle.

#### **Article 59a**

- 1 Drivers of a bus and their passengers aged 3 years or older must use the seat belt or child restraint system provided in the bus when they are seated and the bus is participating in traffic.
- 2 Passengers in a moving bus shall be informed of the mandatory use of restraint systems as named in subsection 1 above whenever they are seated and the vehicle is driving in traffic. This announcement





shall be made in one of the following ways:

- a. by the driver, conductor, tour leader or person acting as group leader;
- b. by audiovisual means;
- c. by written instructions or the following pictogram:

Use of the pictogram will be through clear application on every seat.

- 3 Contrary to the first part passengers in buses permitting standing passengers are not required to make use of restraint systems, and bus passengers on city or regional routes lying in built-up areas are not required to make use of restraint systems.
- 4 Bus drivers are forbidden to transport passengers younger than 12 years of age in a manner otherwise than that set forth in this Article.
- 5 The first part does not apply to passengers who make use of a facility for lying down. These passengers must make use of the appropriate restraint provision in the vehicle if present that is integrated in the vehicle or forms part of the floor-mounted system by which the facility for lying down is mounted to the vehicle.

#### **Article 59b**

- 1 Contrary to Article 59, subsection 1 and subsection 8, a third passenger older than 3 years of age and less than 1.35 metres tall may be transported other than in the front passenger seat in passenger and hired vehicles, when after installation of two child restraint systems it is not possible to install a third child restraint system, and these two restraint systems are in use, and provided this passenger

- uses a seatbelt. Article 59, subsection 7, applies.
- 2 Contrary to Article 59, subsection 1, sentence 2, and subsection 8, in incidental cases and over short distances, passenger vehicles and vans may transport passengers aged 3 or older and less than 1.35 metres tall in the front passenger seats, when these passengers use a seatbelt. This does not apply to passengers whose parent is the driver or the owner or holder of the vehicle.

## 2.28 Safety Helmets

### Article 60

- The rider and pillion rider of mopeds, microcars without an enclosed compartment, motor cycles and three-wheeled motor vehicles must wear a properly fitting safety helmet with a clear and reliable means of fastening around the head and bearing the seal of a safety standard as stipulated in the Regulations authorising the use of helmets.
- 2 The first section above does not apply in the case of:
    - a. the rider and pillion rider of a motor-assisted bicycle;
    - b. the rider and rear passenger of a motor-assisted trailer bicycle;
    - c. the rider and pillion rider of a type of moped designated by the Dienst Wegverkeer (Road Transport Office), which is not a microcar, or a motor cycle with a seat protected by a safety cell and fitted with seat belts. The designation may distinguish between the rider and the passengers

as far as the validity of the first section applies. Rules have been set by ministerial ruling relating to the requirements a moped or motor cycle must meet in order to be so designated. In each case the rules relate to the requirements that the safety cell and seat belts must meet;

- d. the driver or passengers of a microcar without an enclosed compartment, or a three-wheeled motorised vehicle, whose seat in this microcar or motor vehicle is equipped with safety belt mechanisms in compliance with guideline 97/24/EC, as applicable on the date when the vehicle came into use, and with safety belts which comply with that stipulated in Article 5.2.47, sub five and six, of the Vehicle Regulations.
- 3 Riders are forbidden to take as passengers children under twelve years in any other way than that prescribed in this article.

## 2.30 Use of mobile telecommunications equipment

### **Article 61a**

A person driving a motor vehicle, moped, motor-assisted bicycle or disabled person's vehicle equipped with an engine may not hold a mobile phone while driving.

## 2.31

### Conveyance of persons in or on trailers and in loading space

#### Article 61b

- 1 It is forbidden to convey persons in the open or closed loading space of a motor vehicle or moped and in or on a trailer behind a motor vehicle or moped.
- 2 The first part does not apply:
  - a. to the transportation of persons in the cargo area of an ambulance or veterinary ambulance and transportation of wheelchair occupants in places configured for that purpose in the cargo area of a vehicle that is specially equipped to transport wheelchairs, according to an indication on its registration certificate;
  - b. to the conveyance of persons in the loading space of motor vehicles in the service of the police or fire brigade and other emergency services designated by our Minister;
  - c. to the conveyance of a person on the driver's seat of a motor vehicle or a moped with more than two wheels towed by another motor vehicle or another moped with more than two wheels and to the transport of the passengers of the towed vehicle referred to herein for whom there is no seating available in the towing vehicle referred to herein;
  - d. In the case of the transport of persons that occurs as part of an event or procession for which a permit has been issued in accordance with a municipal bye-law.

## 3 Road Signs

### 3.1 General provisions

#### **Article 62**

Road users are required to observe all road signs giving orders or containing prohibitions.

#### **Article 63**

Traffic symbols have priority over traffic rules, inasmuch as such rules are incompatible with said symbols.

#### **Article 63a**

Temporary traffic symbols on the road surface have priority over other traffic symbols applied in that location to the road surface, inasmuch as such traffic symbols are incompatible.

#### **Article 63b**

- 1 Where traffic symbols indicating a maximum speed indicate a speed higher than:
  - a. the maximum speeds set out in articles 20, part b, 21, part b, and 22, or
  - b. the maximum speed in effect as a result of a ministerial regulation under article 86a, or
  - c. the speed indicated in article 45, the lowest maximum speed indicated applies.
- 2 If both traffic symbols on signs and electronic signal panels indicate a maximum speed, the lowest maximum speed indicated applies.

#### **Article 64**

Traffic lights take precedence over any road signs that govern priority.

#### **Article 64a**

Traffic signs may be represented on an electronic signal panel.

### **3.2** **Traffic signs**



#### **Article 65**

- 1 Where a carriageway is divided into lanes, the instruction contained in a traffic sign may be restricted to one or more of these lanes.
- 2 The signs E1, E2 and E3 only apply to the side of the road on which they are placed.
- 3 However, parking a vehicle, a bicycle or a moped is permitted at designated parts of the highway.

#### **Article 66**

- 1 If the word 'zone' appears at the top of a traffic sign together with an indication of the extent of the zone, the traffic sign is to apply in the area shown.
- 2 If the word 'zone' appears at the top of a traffic sign without any further indication as to the nature of the zone, the traffic sign is to apply within the area between the traffic sign denoting the start of the zone and the traffic sign denoting the end of the zone.
- 3 This also applies to the sign E 10.

#### **Article 67**

- 1 Plates arranged below traffic signs can contain:
  - a. a further clarification of the traffic sign;

- b. if such plates only contain symbols, the traffic sign only applies to the road users as indicated or to the road conduct as indicated;
  - c. if such plates indicate the word 'Except' in combination with symbols, the traffic sign is not intended to apply to the road users or the road conduct so indicated.
- 2 If an intended road conduct is indicated by means of a text or signs in combination with symbols, the plate will include a clarification.
  - 3 Symbols shown on plates below traffic signs have the same significance as those shown in Appendix 1.

### 3.3 Traffic lights



#### Article 68

- 1 The colours in three-colour traffic lights signify as follows:
  - a. green light: proceed;
  - b. amber light: stop; drivers who are so close to the traffic lights that they cannot reasonably be expected to stop safely should proceed;
  - c. red light: stop.
- 2 If the three-colour traffic lights, or an associated single-colour traffic light contain an illuminated arrow, this applies only to the direction that is indicated by the arrow.
- 3 Where an illuminated picture of a bicycle is shown, this signal applies to bicycles and mopeds on a cycle/moped track and drivers of invalid carriages.
- 4 Drivers of motor vehicles forming part of a military

convoy that has started to pass a green light may continue after the lights have changed to another colour.

- 5 If, in a set of three-colour traffic lights, there is a plate with the words 'Right turn clear for bicycles and mopeds', the amber and the red lights do not apply to cyclists, moped riders and drivers of invalid carriages who are turning right. If, in a set of three-colour traffic lights, there is a plate with the words 'Right turn clear for bicycles', the amber and the red lights do not apply to cyclists and drivers of invalid carriages who are turning right.
- 6 These road users therefore must give way to other road users.
- 7 Where a main road is divided into lanes with traffic proceeding in the same direction, a traffic light can apply to just one of these lanes. In that case, the traffic light will only apply to the traffic on the lane so indicated.

#### **Article 69**

- 1 The colours of two-colour traffic lights signify as follows:
  - a. amber light: stop; drivers who are so close to the traffic lights that they cannot reasonably be expected to stop safely should proceed;
  - b. red light: stop.
- 2 Article 68, sections two to seven apply *mutatis mutandis*.

#### **Article 70**

- 1 In the case of buses or trams, the lights signify as follows:
  - a. white light or flashing white light: proceed;



- b. amber light: stop; drivers who are so close to the traffic lights that they cannot reasonably be expected to stop safely should proceed;
  - c. red light: stop.
- 2 The white light and the flashing white light only apply to the directions as indicated.
  - 3 Bus and tram lights apply to drivers of trams and scheduled buses who are following the direction indicated by the lights in question.
  - 4 Tram/bus lights also apply to drivers of vehicles, other than scheduled buses, using a bus lane to which the light applies.

#### **Article 71**

Lights at tram and rail crossings signify:

- a. flashing white lights: no tram or train is approaching;
- b. flashing red light: stop.

#### **Article 72**

For lights on bridges, a red light or a flashing red light means: stop.

#### **Article 73**

Where road lanes are controlled by traffic lights, the following signs signify:

- a. a green arrow or maximum allowable speed, shown by the sign A3: the lane may be used;
- b. a red cross: the lane must not be used. The shoulder may be used only in emergencies;
- c. a white arrow: an initial warning of a red cross;
- d. the word 'BUS': the lane may only be used by drivers of scheduled buses and coach drivers;
- e. the word 'SCHEDULED BUS': the lane may only be used by drivers of scheduled buses.

### Article 74

- 1 The following signs at pedestrian crossings signify:
  - a. green light: pedestrians may cross;
  - b. flashing green light: pedestrians may cross, but the lights are about to change to red;
  - c. red light: pedestrians must not start to cross. Pedestrians already on the crossing must finish crossing as quickly as possible.
- 2 When the red light is replaced by a flashing yellow light, as described in Article 75, pedestrians may cross provided that they give way to other traffic.



### Article 75

A flashing yellow light signifies: Danger. Take care.

## 3.4 Road markings

### Article 76

- 1 A continuous line that is not along the edge of the surface of the carriageway may not be crossed.
- 2 Part one does not apply where:
  - a. the line is crossed in order to enter or leave a refuge section, hard shoulder or rush-hour lane situated alongside the driving lane that the driver has been following;
  - b. a broken line has been painted on the side of the carriageway from which the vehicle crosses;
  - c. the continuous line is situated between lanes for traffic travelling in opposite directions and where a broken line has been painted on the right-hand side of the continuous line;
  - d. the continuous line is situated between a driving

lane and a cycle track which the driver is entitled to use by virtue of Article 10, part two.

- 2 If the line is between the lanes and rush-hour lanes next to the rush-hour lane: drivers may cross the continuous line.

#### **Article 77**

- 1 Drivers may not use diagonally striped sections or dividers.
- 2 The first part does not apply if drivers are following a rush-hour lane that passes a point where roads, lanes or road sections merge or diverge.
- 3 The first part does not apply when drivers are legally following a bus lane that passes a junction or merging of roads, traffic lanes or traffic carriageways.

#### **Article 78**

- 1 Drivers following the lane must follow the direction at an intersection that is indicated by the lane in which they are travelling. A bicycle path in a directional lane is part of that lane.
- 2 Drivers leaving the continuous carriageway and following an exit lane for that purpose must follow the direction indicated by the arrows in said exit lane.

#### **Article 79**

If they are required to stop, drivers must stop behind the line at a stop sign.

#### **Article 80**

Give-way road markings mean that drivers must give way to vehicles crossing in front of them.

#### **Article 81**

Bus lanes marked with the word 'BUS' may be used

only by drivers of scheduled buses, coaches or trams.  
Bus lanes marked with the word 'LIJNBUS' may be  
used only by drivers of scheduled buses or trams.

## 4 Signals by authorised persons

### 4.1 Obligations on the part of road users



#### Article 82

- 1 Road users are required to follow instructions given verbally or by means of gestures by:
  - a. authorised officials who are identifiable as such,
  - b. personnel of the military constabulary, inasmuch as they are not among the officials indicated in part a.,
  - c. authorised traffic directors who are identifiable as such, and
  - d. persons acting during practical lessons or the practical examination as part of traffic direction training or a course for traffic directors, for the duration of such practical lessons or practical examination and where the clothing prescribed in the Traffic Directors Regulation 2009 is used.
- 2 The instructions set out in Appendix 2 will be used as much as possible to give instructions by means of gestures.
- 3 Drivers must also follow the instruction indicated in Appendix 2, section 8, to stop, given by authorised traffic officers identifiable as such.
- 4 Road users must also stop if the accompanying official of a railway vehicle shows them a stop signal according to model F 10 in appendix 1, a red flag or a red light.

### **Article 82a**

Road users are also required to obey the instructions given by means of the illuminated transparencies on passenger cars, commercial vehicles and motorcycles used by the services indicated in article 41a, part 1, section 1, under 1 and 4, and on the commercial vehicles of transport assistance providers.

### **Article 83**

Road users are also required to stop if a stop signal is displayed to them consisting of a red light or an illuminated transparency fitted to a police vehicle or vehicle of road inspectors in the service of the Directorate General for Public Works and Water Management, in which the words 'stop' or 'stop police' are illuminated in red letters on a dark background.

## **4.2 Precedence of instructions over traffic signs and regulations**

### **Article 84**

Instructions always take precedence over traffic signs and traffic regulations.

# 5 Special Regulations for Disabled Drivers

## 5.1 Exemptions for disabled drivers

### Article 85

- 1 Drivers of motor vehicles with more than two wheels displaying a valid and clearly legible disabled driver's parking badge are exempted from the restrictions governing parking in a parking disk zone (Article 25). Similarly, disabled drivers wishing to park for up to three hours are exempted from the ban on parking on a single unbroken yellow line and where parking is forbidden by the sign E1, and also from the parking restrictions on recreation areas (Article 46). In this latter case, they must clearly display in their vehicles a parking disk showing the time at which they commenced parking.
- 2 Drivers of invalid carriages are exempted from the restrictions governing parking in a parking disk zone (Article 25). Similarly, if they wish to park for up to three hours they are exempted from the ban on parking on a single unbroken yellow line and where parking is forbidden by the sign E1. In this latter case, they must clearly display in their vehicles a parking disk showing the time at which they commenced parking.

## 5.2 Disabled parking badges issued outside the Netherlands

### **Article 86**

Parking badges for the disabled issued by the competent authorities outside the Netherlands are considered to be the equivalent to a disabled parking badge issued in the Netherlands, in as far as they are designated as such by the Regulations governing disabled parking badges.



## 5a Temporary restrictions to speed limits as a result of an interruption to fuel supplies

### **Article 86a**

In the event of a major interruption to fuel supplies, a speed limit of 90 km/h may be imposed on all motorway and other main highway traffic with the exception of lorries, buses and motor vehicles towing trailers.

### **Article 86b**

Drivers of vehicles other than lorries, buses or motor vehicles towing trailers are not permitted to exceed the maximum speed limits imposed by virtue of Article 86a above.

## 5b Environmental zones

### Article 86c

- 1 The following definitions apply in this chapter:
  - a. date of first admittance into circulation: the date of the first admittance of a motor vehicle into circulation as established under appendix II of the Vehicle Regulations;
  - b. diesel engine: engine operating according to the principle of compression-ignition;
  - c. particulate filter: particulate filter as indicated in the Particulate Filter Type Approval Regulation;
  - d. directive 88/77/EEC: directive of the Council of the European Communities of 3 December 1987 regarding approximation of the laws of the Member States relating to the measures to be taken against the emission of gaseous and particulate pollutants from compression-ignition engines for use in vehicles, and the emission of gaseous pollutants from positive ignition engines fuelled with natural gas or liquefied petroleum gas for use in vehicles (OJEU 1998, L36), as was in effect until 9 November 2006 and last amended by directive no. 96/1/EC of the European Parliament and the Council of 22 January 1996 (OJEU L 040);
  - e. directive 2005/55/EC: directive of the European Parliament and the Council of 28 September 2005 regarding the approximation of legislation of the member states regarding measures to be taken against the emission of gaseous and

- particulate pollutants from compression-ignition engines for use in vehicles (OJEU 2005, L 275);
- f. Euro II standard: directive 88/77/EEC (limits in line B of point 6.2.1 or point 8.3.1.1 of Appendix I to said directive);
  - g. Euro III standard: directive 2005/55/EC (limits in row A of the tables in point 6.2.1 of Appendix I to said directive);
  - h. Euro IV standard: directive 2005/55/EC (limits in row B1 of the tables in point 6.2.1 of Appendix I to said directive);
- 2 An amendment to the directive indicated in part one, section e, will apply for application of Article 86d beginning on the date on which the relevant modification directive must be implemented, unless a different time is established by ministerial decision, published in the official gazette.

#### Article 86d

- 1 Closure according to sign C22a of Appendix 1 is not applicable:
- a. before 1 January 2010 to lorries
    - 1 whose diesel engines at least meet the Euro IV standard according to the note in the vehicle registry or on the proof registration, or
    - 2 whose diesel engines meet the Euro II or III standard according to the note in the vehicle registry or on the proof of registration and which are equipped with a particulate filter according to the note in the vehicle registry, or
    - 3 which are not powered by a diesel engine.



- b. from 1 January 2010 to 1 July 2013 to lorries
  - 1 whose diesel engines at least meet the Euro IV standard according to the note in the vehicle registry or on the proof of registration, or
  - 2 whose diesel engine, according to the note in the vehicle registry or on the registration certificate, meets the Euro III standard and for which no more than eight years have passed since the date of the first admittance into circulation and which are also equipped with a particulate filter according to the note in the vehicle registry, or
  - 3 which are not powered by a diesel engine.
- c. as of 1 July 2013 to lorries
  - 1 whose diesel engines at least meet the Euro IV standard according to the note in the vehicle registry or on the proof of registration, or
  - 2 which are not powered by a diesel engine.
- 2 Lorries for which there is no note in the vehicle registry or on the proof of registration regarding the emissions standard will be considered for the purposes of the first part:
  - a. to meet the Euro II standard if the note in the vehicle registry or on the proof of registration indicates that the date of first admission into circulation is after 30 September 1995 but before 1 October 2000;
  - b. to meet the Euro III standard if the note in the vehicle registry or on the proof of registration indicates that the date of first admission into circulation is after 30 September 2000 but before 1 October 2005;

- c. to meet at least the Euro IV standard if the note in the vehicle registry or on the proof of registration indicates that the date of first admission into circulation is after 30 September 2005.

# Appendix 1

## Explanation of Traffic Signs

### A Speed restrictions



A1  
Speed limit



A2  
End of speed limit



A3  
Speed limit displayed on an  
electronic display panel



A4  
Recommended speed



A5  
End of recommended  
speed

---

### B Priority



B1  
Priority road



B2  
End of priority road



B3  
Crossroads with priority



B4  
Road junction with  
priority over minor  
road from the left



B5  
Road junction with  
priority over minor road  
from the right



B6  
Give priority to traffic on  
the main road ahead



B7  
Stop: Give priority  
to traffic on the  
main road ahead

## C Road closed warnings



C1

Road closed in both directions to vehicles, riders and persons in charge of animals or livestock



C2

No entry in this direction for vehicular traffic, horse riders and persons in charge of animals or livestock



C3

One-way road



C4

One-way road



C5

Access permitted



C6

No access for vehicles with more than 2 wheels



C7

No access for goods vehicles



C7a

Closed to buses



C7b

Closed to buses and lorries



C8

No access for motor vehicles that cannot exceed 25 km/h



C9

No access for riders, cattle, wagons, motor vehicles not able to exceed a speed of 25 km/h, microcars, bicycles, mopeds or invalid carriages



C10

No access for motor vehicle towing trailers



C11

No access for motor cycles



C12

No access for motor vehicles



C13

No access for mopeds, motor-assisted bicycles or motor-powered invalid carriages



C14

No access for bicycles or for non-motor-powered invalid carriages



C15

No access for bicycles, mopeds and invalid carriages



C16

No access for pedestrians



C17

No access for vehicles or combinations of vehicles with a length, including the load, greater than indicated



C18

No access for vehicles with a width, including the load, greater than indicated



C19

No access for vehicles with a height, including the load, greater than indicated



C20

No access for vehicles with an axle load greater than indicated



C21

No access for vehicles or combinations of vehicles with a total weight greater than indicated



C22

No access for vehicles carrying hazardous substances



C22a

Closed to lorries not meeting the requirements stated in Article 86d



C22b

End of closure for lorries not meeting the requirements stated in Article 86d



C23-01

Rush-hour lane open



C23-02

Clear rush-hour lane



C23-03

Rush-hour lane closed



## D Signs giving positive instructions



**D1**  
Roundabout –  
compulsory direction  
of travel



**D2**  
Instruction to all drivers  
to keep to the right of  
the sign (or left if arrow  
is reversed)



**D3**  
The sign may be passed  
on either side



**D4**  
Instruction to drive  
ahead only



**D5**  
Instruction to follow  
the direction ahead  
shown by the arrow



**D6**  
Instruction to follow  
one of the directions  
ahead shown by  
the arrows



**D7**  
Instruction to follow  
one of the directions  
ahead shown by  
the arrows

---

## E Parking and stopping



**E1**  
No parking



**E2**  
No stopping



**E3**  
No parking bicycles  
or mopeds



**E4**  
Parking area



**E5**  
Taxi rank



**E6**  
Parking for  
disabled drivers



**E7**  
Parking permitted for  
the immediate loading  
and unloading of  
goods only



**E8**  
Parking facilities only  
for the category or  
group of vehicle shown



**E9**  
Parking for permit-  
holders only



**E10**  
Entrance to controlled  
parking zone



**E11**  
Entrance to controlled  
parking zone



**E12**  
Park and ride facilities



**E13**  
Parking facilities for  
car sharers

## F Other signs giving orders



**F1**  
No overtaking



**F2**  
End of no  
overtaking zone



**F3**  
No overtaking of  
cars by lorries



**F4**  
End of zone with  
no overtaking of cars  
by lorries



**F5**  
Give way to oncoming  
vehicles



**F6**  
Priority over  
oncoming vehicles



**F7**  
No U-turns



**F8**  
End of all restrictions imposed by traffic signs



**F9**  
End of all restrictions and advisories indicated on an electronic signalling panel



**F10**  
Stop. The sign can also contain further information as to whom it is directed and why

## G Traffic Regulations



**G1**  
Motorway



**G2**  
End of motorway



**G3**  
Main highway



**G4**  
End of main highway



**G5**  
Recreation area



**G6**  
End of recreation area



**G7**  
Footpath



**G8**  
End of footpath



**G9**  
Bridleway



**G10**  
End of bridleway



**G11**  
Compulsory cycle lane



**G12**  
End of compulsory cycle lane



**G12a**  
Route for pedal cycle and mopeds only



**G12b**  
End of route for pedal cycles and mopeds



**G13**  
Optional cycle path



**G14**  
End of optional cycle path

## H Built-up area



H1  
Built-up area



H2  
End of built-up area

## J Warning signs



J1  
Uneven road



J2  
Bend to right



J3  
Bend to left



J4  
Double bend, first to right



J5  
Double bend, first to left



J6  
Steep hill upward



J7  
Steep hill downward



J8  
Dangerous crossing



J9  
Roundabout



J10  
Level crossing with barrier or gates ahead



J11  
Level crossing without barrier or gates ahead



J12  
Level crossing with single track



J13  
Level crossing with two or more tracks



J14  
Tram (crossing) ahead



J15  
Opening or swing bridge ahead



J16  
Road works ahead



J17  
Road narrows on both sides



J18  
Road narrows on the right side



J19  
Road narrows on the left side



J20  
Slippery road



J21  
School crossing



J22  
Pedestrian crossing



J23  
Pedestrians



J24  
Cyclists and moped  
riders



J25  
Loose chippings



J26  
Quayside or river bank



J27  
Wild animals



J28  
Livestock



J29  
Two-way traffic



J30  
Low-flying  
aircraft



J31  
Side winds



J32  
Traffic lights



J33  
Queues likely



J34  
Danger of accidents



J35  
Reduced visibility because  
of snow, rain or fog



J36  
Risk of ice or snow



J37  
Danger. (Details of the  
danger are shown on the  
plate beneath)



J38  
Road hump

## K Direction signs



**K1**  
Low level motorway information sign showing both main and intermediary destinations and the motorway number



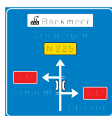
**K2**  
Advance warning sign for an exit on a motorway showing the distance to the exit, the exit number, destinations after the exit (top destination is the name of the exit), direction to aerodrome/airport and the non-motorway road number



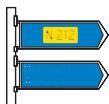
**K3**  
Information sign for exit to motorway service area, showing the name of the rest area and symbols for the services offered



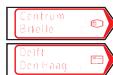
**K4**  
High level motorway information sign showing lane instructions for through traffic and exit panel showing intermediary destinations, with the motorway number and European route numbers



**K5**  
Non-motorway advance information panel showing intermediary destinations, road numbers, a viaduct symbol and a sign for an industrial zone



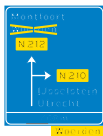
**K6**  
Non-motorway information panels showing intermediary destinations and non-motorway road numbers



**K7**  
Signposts for cyclists and moped riders (finger posts) showing local and intermediary destinations, municipal cycle route numbers (above) and showing intermediary destinations and intermediary cycle route numbers (below)

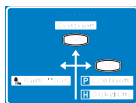


**K8**  
Signposts (multiple) for cyclists and moped riders showing intermediary destinations and indicating an alternative route (in italics) to one of the destinations



**K9**

Diversion with alternative route shown on an advance warning panel for a non-motorway highway



**K10**

Advance warning panel within a built-up area showing an intermediary destination, local destinations, local tourist sights, local facilities and road numbers through the town



**K11**

Lane instructions on a non-motorway highway. Panel showing intermediary destinations, road numbers and directions to a motorway



**K12**

Local signpost within a built-up area showing names of individual districts (in traffic areas)



**K13**

Signpost within a built-up area showing district numbers (in traffic areas)



**K14**

Route for the conveyance of hazardous materials

## L Information



**L1**

No vehicles over height shown



**L2**

Pedestrian crossing



**L3**

Bus stop / tram stop



**L4**

Get in lane



**L5**

End of lane



**L6**

Lane fork



**L7**

Number of through lanes



L8

No through road for vehicles



L9

Advance warning of a no through road for vehicles



L10

Advance warning of traffic information for the direction shown



L11

Information on panel applies only to the lane(s) indicated



L12

Information on panel - applies only to the lane indicated



L13

Model sign traffic tunnel



L14

Hard shoulder



L15

Hard shoulder equipped with emergency telephone and fire extinguisher



L16

Emergency telephone



L17

Fire extinguisher



L18

Emergency telephone and fire extinguisher



L19

Nearest exit or second nearest exits in the directions and at the distances indicated on the sign



## Appendix 2

# Signals by authorised persons



General stop signals



Stop signal for traffic approaching from the front



Stop signal for traffic approaching from behind



Stop signal for traffic approaching from both front and behind



Stop signal for traffic approaching from the right



Stop signal for traffic for traffic in free-moving lanes. Traffic in other lanes to proceed with caution. Clear the junction



Signal to reduce speed



Stop signal given by lollipop lady using the sign F 10

# Appendix 3

## Definitions

### Article 1

For the purpose of the present Decree and all provisions that flow from it, the meaning of the following terms shall be as follows:

**Act:** The Road Traffic Act 1994;

**Ambulance:** motor vehicle, equipped and intended to be used for ambulance transport as referred to in the Dutch law on conveyance by ambulance (Ambulance Transport Act);

**Animal ambulance:** motor vehicle, equipped and intended to be used for the transport of sick or wounded animals;

**Bicycles with pedal assistance:** bicycles equipped with an electric assisting engine with a nominal continuous maximum output of 0.25 kW and whose propulsion is gradually reduced and ultimately interrupted when the vehicle reaches the speed of 25 km/h, or sooner, if the driver stops pedalling (Road Traffic Act);

**Bus:** a motor vehicle designed to carry more than eight persons, excluding the driver;

**Bus lane:** a division of the carriageway marked by broken or continuous lines and indicated by the word 'BUS' or 'SCHEDULED BUS';

**Bus route:** a traffic route indicated by the word 'BUS' or 'SCHEDULED BUS';

**Carriageway:** any part of the road specifically

intended to be used by road vehicles and excluding footpaths and cycle or moped tracks;

**Commercial vehicle:** as indicated in article 1.1, part h, of the Vehicle Regulations;

**Competent authorities:** those authorities defined in article 18, subsection 1 of the Act;

**Continuous carriageway:** a carriageway without entry and exit lanes;

**Cycle lane:** divisions of the main carriageway clearly marked by broken or continuous lines and showing depictions of a bicycle;

**Day:** the period between sunrise and sunset;

**Divider:** an area having several corners, on the road surface, at points where roads merge or diverge;

Driver of a motor vehicle:

- 1 any person in charge of a motor vehicle, or
- 2 where the motor vehicle in question is one requiring a category B, C, D or E license or where the vehicle has dual controls and the driver is giving driving tuition or conducting an official driving test other than a test such as is described in Article 131, part 1 of the Road Traffic Act 1994;

**Drivers:** all road users excepting pedestrians;

**Emergency vehicle:** a motor vehicle fitted with acoustic and visual alarm signals as described in Article 29;

**Entry lane:** a section of road that is separated by markings from the main carriageway that is intended to be used by drivers joining the main carriageway;

**Exit lane:** a section of road that is separated by markings from the main carriageway that is intended to be used by drivers leaving the main carriageway;

**Facility for lying down:** facility for lying down as indicated in Article 1.1 of the Vehicle Regulations;

**Give-way road markings:** priority triangles on the carriageway surface;

**Giving priority:** allowing certain drivers to proceed without obstructing their way;

**Goods vehicle:** a motor vehicle with a maximum permitted weight of more than 3500 kg not intended for carrying passengers;

**Hard shoulder or refuge sections:** areas at the edges of motorway or main highway carriageways divided by an unbroken line from the main part of the carriageway intended for use in emergencies, except for the period that it is open as a rush-hour lane;

**Illuminated transparency:** as indicated in article 1.1, part bb1, of the Vehicle Regulations;

**Invalid carriage:** a vehicle that is specifically designed to be driven by a disabled driver and is not wider than 1.10 metres, which has no engine or is fitted with an engine designed to restrict the maximum speed to 45 km/h, and which is not a moped;

**Junction:** A crossing or a division of roads, lanes and carriageways;

**Level crossing:** an intersection point of a road and a railway track designated by the sign J12 or J13;

**Local traffic:** drivers whose destinations include one or more specific local stops that are located on or in the direct vicinity of a main road that is closed to certain categories of vehicles and that can only be reached by these routes and also drivers of scheduled buses;

**Main highway:** a road designated by sign G3; parking areas, filling stations and bus stops located along

motorways are not regarded as being part of the motorway;

**Microcar:** a moped having more than two wheels and having a compartment for the driver;

**Military Convoy:** a number of military vehicles or alternatively a number of emergency services vehicles driving in the form of a convoy and under the control of a single commander, bearing identifying markings;

**Moped:**

a. a motor vehicle on two wheels, with a maximum speed limited by its design to 45 km/h, equipped with an internal combustion engine with a maximum cylinder capacity of 50 cc or an electric motor with a nominal continuous maximum output of 4 kW, that is not an invalid carriage;

b. a motor vehicle on three wheels, with a maximum speed limited by its design of 45 km/h, that is not an invalid carriage, equipped with:

1. an engine with electric ignition and a maximum cylinder capacity of 50 cc;
2. an internal combustion engine and a net maximum output of 4 kW for engines other than those indicated in 1, or
3. an electric motor with a nominal continuous maximum output of 4 kW; or

c. a motor vehicle on four wheels that is not an invalid carriage, with a maximum speed limited by its design to 45 km/h and an unladen weight of less than 350 kg, not including the weight of the batteries in electric vehicles, equipped with:

1. an engine with electric ignition with a maximum

cylinder capacity of 50 cc;

2. an internal combustion engine and a net maximum output of 4 kW for engines other than those indicated in 1, or

3. an electric motor with a nominal continuous maximum output of 4 kW. In any event, a vehicle designated as a moped according to the registration issued will be considered a moped (Road Traffic Act);  
**Motor-assisted bicycle:** a moped that, according to the information in the register or the registration issued for the vehicle, is designed for a maximum speed not exceeding 25 km/h; or a moped as indicated in Article 1, part one, section (e), sub-section (d) of the act;

**Motor-assisted trailer bicycle:** moped on three symmetrical wheels, with two front wheels with a diameter exceeding 0.40 m, designed exclusively to transport a driver/rider and goods and possibly a passenger seated behind the rider/driver;

**Motorcycle:** a motor vehicle on two wheels, which can have a side-car or pull a trailer;

**Motorised Funeral Procession:** a procession formed by motorised vehicles that is accompanying a body as indicated in Article 2, first part, section a, of the Burial and Cremation Act or the ash of a cremated body and is displaying the identification marks as indicated in Article 30c;

**Motor vehicles:** all motorised vehicles except mopeds, bicycles with pedal assistance and invalid carriages, intended to travel other than on rails;

**Motorway:** a road designated by sign G 1; parking areas, filling stations and bus stops located along

motorways are not regarded as being part of the motorway;

**Night:** the period between sunset and sunrise;

**No thoroughfare indication:** an indication that access to the road in question is prohibited and the road may not be used;

**Parking:** Stopping and leaving a vehicle for a purpose other than that of allowing passengers to board or to alight or to load or unload goods;

**Parking areas or parking lanes:** a paved strip alongside the main carriageway that is intended for stationary or parked vehicles;

**Passenger car:** as indicated in article 1.1, part at, of the Vehicle Regulations;

**Road edges:** the cambered edges of a carriageway;

**Road traffic:** all road users;

**Road users:** pedestrians, cyclists, moped riders, drivers of invalid carriages, motor vehicles or trams, horse riders, persons accompanying animals or cattle and drivers of horse-drawn or other wagons;

**Rush-hour lane:** the shoulder designated as a traffic lane according to sign C23-01;

**Safety Cell:** Part of the structure of a moped, a motor-cycle or three-wheeled motor vehicle that protects the rider or passengers from head injury;

**Seat:** a structure especially constructed for that purpose and providing space for an adult. This may be an individual seat as well as part of a bench providing space for one person. An improvised seat or a seat for use while stationary is not classified as a seat;

**Services for emergency medical assistance:** ambulance services permitted under the Ambulance

Transport Act to provide ambulance transport, as well as vehicles equipped for that purpose of other assistance services providing first-response emergency assistance as instructed by a central location as indicated in Article 1 of the Ambulance Transport Act;

**Scheduled bus:** a motor vehicle designed for the public carriage of persons in the sense of the Carriage of Persons Act 2000;

**T100 bus:** a bus designated by a marking on its registration or in the register as having been configured as eligible for a maximum speed of 100 kilometres per hour.

Equivalent to a T100 bus as described in this decree is a bus registered in another European Union member state, or a state that is not a member of the European Union but which is a party to a Convention to that effect or partly to that effect and which is binding on the Netherlands, and regarding which the registration or a statement issued by an independent testing authority, issued based on investigations offering a level of protection at least equivalent to the level assumed by national investigations, indicates that the bus is suitable for a maximum speed of 100 kilometres per hour;

**Three-wheeled motor vehicle:** three-wheeled motor vehicle as intended in article 1.1 section q of the Vehicle Regulations;

**Traffic lane:** sections of the carriageway divided by means of appropriate markings into lanes of such a width that vehicles having more than two wheels can travel between the markings;



**Traffic director:** Traffic director with traffic directing duties as part of his or her profession: traffic director who carries out traffic control activities as part of his or her profession, as opposed to a traffic escort or traffic supervisor whose role is to carry out simple traffic control work during events;

**Trailer:** vehicles that are pulled by another vehicle or are clearly intended to be so pulled, including semi-trailers;

**Van:** a motor vehicle intended to carry goods, with a permitted maximum weight of no more than 3500 kg;

**Vehicles:** bicycles, mopeds, invalid carriages, motor vehicles, trams and lorries.

## **Article 2**

1 The rules for pedestrians are also to be applied to drivers of invalid carriages where these travel on the footpath or pavement or use a pedestrian crossing to cross from one footpath or pavement to the other.

2 In addition, the rules for pedestrians are also to be applied to persons who are pushing a bicycle, a moped or a motor-assisted bicycle and also to persons who are propelling themselves along by other means than a vehicle (e.g. roller skates, ice skates etc.).

3 The rules for wagons and carts are also to be applied to people walking in processions, marches and groups when they are on the public highway.

## **Article 2a**

The rules for motor vehicles and drivers of motor vehicles are to be applied to microcars and the drivers

of microcars and not the rules that apply to mopeds and riders of mopeds, unless otherwise stipulated.

**Article 2b**

Unless stated elsewhere to the contrary, the rules for bicycles and cyclists shall be applied to motor-assisted bicycles and riders of motor-assisted bicycles and not the rules that apply to mopeds and riders of mopeds.

## **Publisher's details**

### *Edition*

This internet edition is published by the Ministry of Infrastructure and the Environment and the traffic safety authorities.

For further information on this publication please telephone the public information services of the Ministry of Infrastructure and the Environment, telephone number +31 77 465 67 67 (or 0800-8051), or the ROV or POV office in your province:

Drenthe	Verkeers- en Vervoersberaad	+31 592 36 54 70
Flevoland	Vervoerberaad	+31 320 26 55 66
Fryslân	ROF	+31 58 292 59 25 / +31 58 292 53 54
Gelderland	ROVG	+31 26 359 98 40
Groningen	Verkeer en Vervoerberaad	+31 50 316 42 65
Limburg	ROV Limburg	+31 43 389 77 66
Noord-Brabant	Provincie	+31 73 681 27 40
Noord-Holland	Provincie	+31 23 514 31 43
Overijssel	ROVO	+31 38 499 81 40
Utrecht	ROV Utrecht	+31 30 258 33 80
Zeeland	ROV Zeeland	+31 118 63 12 17
Zuid-Holland	ROV Zuid-Holland	+31 79 330 06 00

### *Initiative*

Ministry of Infrastructure and the Environment, Postbus 20901,  
2500 EX The Hague and the Regionaal Orgaan voor de  
Verkeersveiligheid in Overijssel, Postbus 48, 8000 AA Zwolle

### *Layout*

Inpladi bv, Cuijk

*Photography front page*

Herman Stöver fotografie, Ede

March 2011



This is an official publication of  
the Netherlands

**Ministry of  
Infrastructure and  
the Environment**

Postbus 20901  
2500 EX Den Haag

More information:  
T 0800 – 8051  
[www.rijksoverheid.nl](http://www.rijksoverheid.nl)

March 2011