

# Mortgage Servicing Data Quality System

**Mortgage Servicing Data Quality System** can be used to find results of transfers, assumptions, and termination transactions sent electronically via Electronic Data Interchange (EDI) to the Single Family Insurance System for a specific case, time period, or resulting error code. It can also be used to obtain a detailed description of a particular error code and how to resolve the error. The following options are available:

**Error Code Description and Corrective Action** - displays a detailed description of an error code in addition to hints to rectify the problem that caused the error. An error code list with descriptions and corrective actions can be printed.

**Individual Case Servicing Query** - displays the results of a Mortgage Record Change transaction for an individual case. The results can be restricted to display only Assumptions, Transfers, Terminations, or any combination of the three. Also, select whether you want the results of the most recent mortgage record change or a history of all the mortgage record changes dating back two months.

**Pre-endorsement Transfer Transactions for a Period** – displays pre-endorsement transfer transaction error information. Enter the sending mortgagee number and the start and end dates of the list. Optionally, you may select whether you want the results to include the holder, servicer, and/or effective date.

**Service Transactions for an Error Code** - displays all of the cases with a particular error code. Enter the sending mortgagee number and the start and end dates of the list. One or more error codes can be selected. You may also select the fields that you want to display for the results.

**Service Transactions for a Period** - displays all of the service transactions of a particular type. The types of transactions are: Transfers, Assumptions, and Terminations. These transactions types can have any of the following four result types: Updated, Rejected, Suspended, or Duplicate. Any combination of the transaction or results can be displayed. Enter the sending mortgagee number, start date, and end dates of the list.

## Obtaining Mortgage Servicing Information


Determine the mortgage servicing information needed and select the desired menu option. You may need to enter the sending mortgagee number, a start date, and an end date to limit the search. Click the applicable check boxes to display the pertinent information.


The following example provides the steps for completing the Individual Case Servicing Query page.

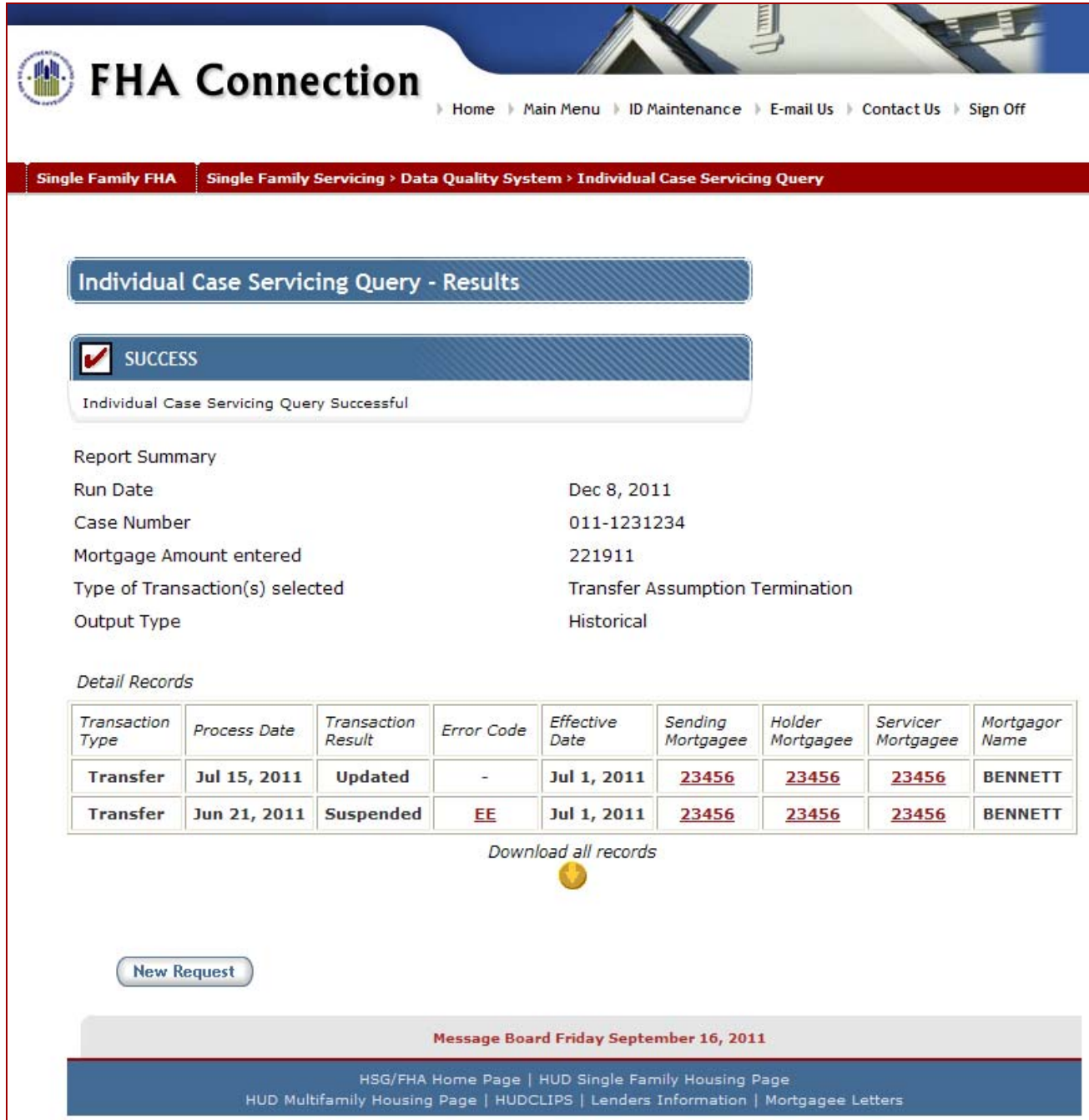
1. Select **Mortgage Servicing Data Quality System** on the **Single Family Servicing** menu.
2. Select **Individual Case Servicing Query** on the **Mortgage Servicing Data Quality System** menu. The Individual Case Servicing Query page displays.

The screenshot shows the 'Individual Case Servicing Query' page. At the top, there is a navigation bar with 'Home', 'Main Menu', 'ID Maintenance', 'E-mail Us', 'Contact Us', and 'Sign Off'. Below this is a breadcrumb trail: 'Single Family FHA > Single Family Servicing > Data Quality System > Individual Case Servicing Query'. The main content area has a title 'Individual Case Servicing Query' and a 'Help Links' button with a question mark. Below the title are two input fields: 'Case Number' and 'Mortgage Amount'. There are two sections for selection: 'Type of Transaction (Select any combination)' with checkboxes for Transfer, Assumption, and Termination; and 'Type of Output (Select one)' with radio buttons for Historical and Most recent. At the bottom are 'Send' and 'Reset' buttons.

Figure 1: Individual Case Servicing Query page

3. Enter the case number and mortgage amount to select a specific case.
4. Click the type of transaction desired. More than one check box can be selected.
5. Click the type of output desired. Only one radio button can be selected.
6. Click . The Individual Case Query Results page displays the selected information (see **Figure 2** for sample results page). The information can be downloaded to be used in a report format.

**Note:** If you need assistance completing the selection criteria or with field definitions, click .




**FHA Connection**

Home Main Menu ID Maintenance E-mail Us Contact Us Sign Off

Single Family FHA Single Family Servicing > Data Quality System > Individual Case Servicing Query

### Individual Case Servicing Query - Results

 **SUCCESS**

Individual Case Servicing Query Successful


Report Summary

Run Date: Dec 8, 2011  
 Case Number: 011-1231234  
 Mortgage Amount entered: 221911  
 Type of Transaction(s) selected: Transfer Assumption Termination  
 Output Type: Historical

Detail Records

Transaction Type	Process Date	Transaction Result	Error Code	Effective Date	Sending Mortgagee	Holder Mortgagee	Servicer Mortgagee	Mortgagor Name
Transfer	Jul 15, 2011	Updated	-	Jul 1, 2011	<a href="#">23456</a>	<a href="#">23456</a>	<a href="#">23456</a>	BENNETT
Transfer	Jun 21, 2011	Suspended	EE	Jul 1, 2011	<a href="#">23456</a>	<a href="#">23456</a>	<a href="#">23456</a>	BENNETT

[Download all records](#)



[New Request](#)

Message Board Friday September 16, 2011

HSG/FHA Home Page | HUD Single Family Housing Page  
 HUD Multifamily Housing Page | HUDCLIPS | Lenders Information | Mortgagee Letters

Figure 2: Individual Case Query – Results page