

INTERNATIONAL AND JAPANESE ROAD SIGNS USED IN JAPAN



Exclusive road for pedestrian



Exclusive road for Bicyclist & pedestrian




Exclusive road for Bicyclist



End of Restricted Zone (b)



Direction Designated Lane



Traffic Lane
Left-Trolley Buses
Center-Ordinary Vehicles
Right-Large size



One Way



Motor Vehicles Only



Minimum Speed Limit
(30 KPH-19 MPH)



Maximum Speed Limit
(50 KPH-31 MPH)




Left Turn Allowed on Red Light



Detour




Detour



Beginning of Restricted Zone



In Restricted Zone



End of Restricted Zone(a)