



Contracting
Functional Career Field
Critical Acquisition Workforce Data
End of FY 2012
(as of September 30, 2012)



End-FY12 (as of Sep 30, 2012) – OVERALL Defense Acquisition Workforce Count

| Component | Service/Agency | Auditing | Business - Cost Estimating (BUS-CE) | Business - Financial Mgmt | Contracting | Facilities Engineering | Industrial/Contract Property Mgmt | Information Technology | Life Cycle Logistics | Production, Quality and Manufacturing | Program Management | Purchasing | SPRDE - S&T Manager | SPRDE - Systems Engineering | SPRDE-Program System Engineer (PSE) | Test and Evaluation | Unknown | FY12 Q4 TOTAL |
|--------------|---|--------------|-------------------------------------|---------------------------|---------------|------------------------|-----------------------------------|------------------------|----------------------|---------------------------------------|--------------------|--------------|---------------------|-----------------------------|-------------------------------------|---------------------|-----------|----------------|
| Army | Army | | 267 | 2,281 | 8,841 | 1,708 | 65 | 2,364 | 8,678 | 1,777 | 3,336 | 382 | 247 | 9,754 | 56 | 2,116 | 13 | 41,885 |
| Navy | Navy | | 484 | 1,889 | 5,208 | 5,508 | 59 | 1,723 | 5,047 | 2,356 | 4,955 | 456 | 385 | 19,064 | 59 | 2,952 | 22 | 50,167 |
| | Marine Corps | | 28 | 181 | 568 | 23 | 3 | 207 | 451 | 23 | 839 | 67 | 3 | 371 | 6 | 134 | | 2,904 |
| | Dept of Navy Totals | | 512 | 2,070 | 5,776 | 5,531 | 62 | 1,930 | 5,498 | 2,379 | 5,794 | 523 | 388 | 19,435 | 65 | 3,086 | 22 | 53,071 |
| Air Force | Air Force | | 422 | 1,776 | 8,069 | 29 | 25 | 1,107 | 2,703 | 405 | 5,378 | 120 | 2,441 | 8,243 | 304 | 3,009 | 7 | 34,038 |
| 4th Estate | Defense Contract Management Agency (DD63) | | 2 | 190 | 2,574 | 1 | 282 | 156 | 132 | 4,026 | 341 | 3 | 11 | 915 | 59 | 5 | 3 | 8,700 |
| | Defense Logistics Agency (DD07) | | 1 | 6 | 3,409 | 1 | 14 | 13 | 317 | 823 | 40 | 270 | 4 | 11 | | 3 | 3 | 4,915 |
| | Defense Contract Audit Agency (DD10) | 4,505 | | | 1 | | | | | | 1 | 8 | | | | | | 4,515 |
| | Missile Defense Agency (DD27) | | 48 | 217 | 206 | 19 | | 42 | 57 | 41 | 304 | 1 | 4 | 644 | | 245 | | 1,828 |
| | Defense Information Systems Agency (DD04) | | 4 | 10 | 374 | | | 83 | 15 | | 146 | 15 | | 69 | | 53 | | 769 |
| | Joint Chiefs of Staff (DD02)/Def Sys Mgt Coll | | 11 | 56 | 157 | | 2 | 52 | 42 | 5 | 204 | | 3 | 58 | 3 | 30 | | 623 |
| | Defense Threat Reduction Agency (DD61) | | | 65 | 80 | 1 | | 54 | | | 131 | 2 | 111 | 35 | | 8 | | 487 |
| | Under-Secretary of Defense/AT&L (OUSD/AT&L) | | | 19 | 94 | | | 2 | 12 | 1 | 72 | 5 | 1 | 45 | | 7 | 12 | 270 |
| | TRICARE Management Activity (DD60) | | 4 | 22 | 69 | | | 12 | 1 | 1 | 93 | 11 | | 9 | 1 | 5 | | 228 |
| | Defense Commissary Agency (DD34) | | | | 113 | | | | | | 1 | 1 | | | | | | 115 |
| | Washington Headquarters Services | | | | 103 | | | | | | 1 | | | | | | | 104 |
| | Department of Defense Education Activity (DD16) | | | | 64 | | | 1 | | | | 4 | | | | | | 69 |
| | Defense Finance and Accounting Service (DD35) | | | | 65 | | | | | | | | | | | | | 65 |
| | Defense Security Cooperation Agency (DD06) | | | 1 | 15 | | | | | | | 1 | | | | | | 17 |
| | DoD Test Resource Mgmt Center (DD68) | | | 4 | | | | | | | | | | 1 | | 12 | | 17 |
| | Defense Advanced Research Proj Agency (DD13) | | | | 13 | | | | | | | | | | | | | 13 |
| | Defense Security Service | | | 1 | 9 | | | | | | | 1 | | | | | 1 | 12 |
| | National Defense University (DD69) | | | | 2 | | | | | | 4 | | | | | | | 6 |
| | Office of Inspector General (DD26) | | | | | | | | | | | 1 | | | | | | 1 |
| | Pentagon Force Protection Agency (DD65) | | | | 1 | | | | | | | | | | | | | 1 |
| | 4th Estate Totals | 4,505 | 70 | 591 | 7,349 | 22 | 298 | 415 | 576 | 4,897 | 1,338 | 323 | 134 | 1,787 | 63 | 368 | 19 | 22,755 |
| TOTAL | | 4,505 | 1,271 | 6,718 | 30,035 | 7,290 | 450 | 5,816 | 17,455 | 9,458 | 15,846 | 1,348 | 3,210 | 39,219 | 488 | 8,579 | 61 | 151,749 |





End-FY12 (as of Sep 30, 2012) – MILITARY Defense Acquisition Workforce Count

| Component | Service/Agency | Auditing | Business - Cost Estimating (BUS-CE) | Business - Financial Mgmt | Contracting | Facilities Engineering | Industrial/Contract Property Mgmt | Information Technology | Life Cycle Logistics | Production, Quality and Manufacturing | Program Management | Purchasing | SPRDE - S&T Manager | SPRDE - Systems Engineering | SPRDE-Program System Engineer (PSE) | Test and Evaluation | Unknown | FY12 Q4 TOTAL |
|--------------|---|----------|-------------------------------------|---------------------------|-------------|------------------------|-----------------------------------|------------------------|----------------------|---------------------------------------|--------------------|------------|---------------------|-----------------------------|-------------------------------------|---------------------|---------|---------------|
| Army | Army | | | | 793 | | | 23 | | | 889 | | | 80 | | 14 | | 1,799 |
| Navy | Navy | | 4 | 71 | 974 | | | 11 | 327 | 494 | 814 | | 27 | 199 | 4 | 371 | 21 | 3,317 |
| | Marine Corps | | | 6 | 191 | | | 12 | 157 | 23 | 391 | | 3 | 16 | | 81 | | 880 |
| | Dept of Navy Totals | | 4 | 77 | 1,165 | - | - | 23 | 484 | 517 | 1,205 | | 30 | 215 | 4 | 452 | 21 | 4,197 |
| Air Force | Air Force | | 62 | 68 | 2,607 | | | 211 | 548 | 122 | 2,557 | 1 | 501 | 1,610 | 14 | 1,315 | | 9,616 |
| 4th Estate | Defense Contract Management Agency (DD63) | | | | | | | | | | | | | | | | | - |
| | Defense Logistics Agency (DD07) | | | | | | | | | | | | | | | | | - |
| | Defense Contract Audit Agency (DD10) | | | | | | | | | | | | | | | | | - |
| | Missile Defense Agency (DD27) | | | | | | | | | | | | | | | | | - |
| | Defense Information Systems Agency (DD04) | | | | | | | | | | | | | | | | | - |
| | Joint Chiefs of Staff (DD02)/Def Sys Mgt Coll | | | | | | | | | | | | | | | | | - |
| | Defense Threat Reduction Agency (DD61) | | | | | | | | | | | | | | | | | - |
| | Under-Secretary of Defense/AT&L (OUSD/AT&L) | | | | | | | | | | | | | | | | | - |
| | TRICARE Management Activity (DD60) | | | | | | | | | | | | | | | | | - |
| | Defense Commissary Agency (DD34) | | | | | | | | | | | | | | | | | - |
| | Washington Headquarters Services | | | | | | | | | | | | | | | | | - |
| | Department of Defense Education Activity (DD16) | | | | | | | | | | | | | | | | | - |
| | Defense Finance and Accounting Service (DD35) | | | | | | | | | | | | | | | | | - |
| | Defense Security Cooperation Agency (DD06) | | | | | | | | | | | | | | | | | - |
| | DoD Test Resource Mgmt Center (DD68) | | | | | | | | | | | | | | | | | - |
| | Defense Advanced Research Proj Agency (DD13) | | | | | | | | | | | | | | | | | - |
| | Defense Security Service | | | | | | | | | | | | | | | | | - |
| | National Defense University (DD69) | | | | | | | | | | | | | | | | | - |
| | Office of Inspector General (DD26) | | | | | | | | | | | | | | | | | - |
| | Pentagon Force Protection Agency (DD65) | | | | | | | | | | | | | | | | | - |
| | 4th Estate Totals | - | - | - | - | - | - | - | - | - | - | - | - | - | - | - | - | - |
| TOTAL | | - | 66 | 145 | 4,565 | - | - | 257 | 1,032 | 639 | 4,651 | 1 | 531 | 1,905 | 18 | 1,781 | 21 | 15,612 |





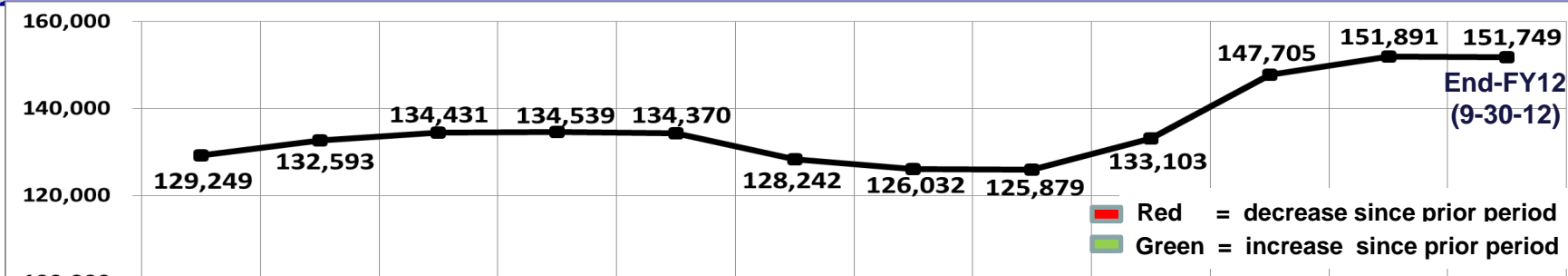
End-FY12 (as of Sep 30, 2012) – CIVILIAN Defense Acquisition Workforce Count

| Component | Service/Agency | Auditing | Business - Cost Estimating (BUS-CE) | Business - Financial Mgmt | Contracting | Facilities Engineering | Industrial/Contract Property Mgmt | Information Technology | Life Cycle Logistics | Production, Quality and Manufacturing | Program Management | Purchasing | SPRDE - S&T Manager | SPRDE - Systems Engineering | SPRDE-Program System Engineer (PSE) | Test and Evaluation | Unknown | FY12 Q4 TOTAL |
|--------------|---|--------------|-------------------------------------|---------------------------|---------------|------------------------|-----------------------------------|------------------------|----------------------|---------------------------------------|--------------------|--------------|---------------------|-----------------------------|-------------------------------------|---------------------|-----------|----------------|
| Army | Army | | 267 | 2,281 | 8,048 | 1,708 | 65 | 2,341 | 8,678 | 1,777 | 2,447 | 382 | 247 | 9,674 | 56 | 2,102 | 13 | 40,086 |
| Navy | Navy | | 480 | 1,818 | 4,234 | 5,508 | 59 | 1,712 | 4,720 | 1,862 | 4,141 | 456 | 358 | 18,865 | 55 | 2,581 | 1 | 46,850 |
| | Marine Corps | | 28 | 175 | 377 | 23 | 3 | 195 | 294 | | 448 | 67 | | 355 | 6 | 53 | | 2,024 |
| | Dept of Navy Totals | | 508 | 1,993 | 4,611 | 5,531 | 62 | 1,907 | 5,014 | 1,862 | 4,589 | 523 | 358 | 19,220 | 61 | 2,634 | 1 | 48,874 |
| Air Force | Air Force | | 360 | 1,708 | 5,462 | 29 | 25 | 896 | 2,155 | 283 | 2,821 | 119 | 1,940 | 6,633 | 290 | 1,694 | 7 | 24,422 |
| 4th Estate | Defense Contract Management Agency (DD63) | | 2 | 190 | 2,574 | 1 | 282 | 156 | 132 | 4,026 | 341 | 3 | 11 | 915 | 59 | 5 | 3 | 8,700 |
| | Defense Logistics Agency (DD07) | | 1 | 6 | 3,409 | 1 | 14 | 13 | 317 | 823 | 40 | 270 | 4 | 11 | | 3 | 3 | 4,915 |
| | Defense Contract Audit Agency (DD10) | 4,505 | | | 1 | | | | | | 1 | 8 | | | | | | 4,515 |
| | Missile Defense Agency (DD27) | | 48 | 217 | 206 | 19 | | 42 | 57 | 41 | 304 | 1 | 4 | 644 | | 245 | | 1,828 |
| | Defense Information Systems Agency (DD04) | | 4 | 10 | 374 | | | 83 | 15 | | 146 | 15 | | 69 | | 53 | | 769 |
| | Joint Chiefs of Staff (DD02)/Def Sys Mgt Coll | | 11 | 56 | 157 | | 2 | 52 | 42 | 5 | 204 | | 3 | 58 | 3 | 30 | | 623 |
| | Defense Threat Reduction Agency (DD61) | | | 65 | 80 | 1 | | 54 | | | 131 | 2 | 111 | 35 | | 8 | | 487 |
| | Under-Secretary of Defense/AT&L (OUSD/AT&L) | | | 19 | 94 | | | 2 | 12 | 1 | 72 | 5 | 1 | 45 | | 7 | 12 | 270 |
| | TRICARE Management Activity (DD60) | | 4 | 22 | 69 | | | 12 | 1 | 1 | 93 | 11 | | 9 | 1 | 5 | | 228 |
| | Defense Commissary Agency (DD34) | | | | 113 | | | | | | 1 | 1 | | | | | | 115 |
| | Washington Headquarters Services | | | | 103 | | | | | | 1 | | | | | | | 104 |
| | Department of Defense Education Activity (DD16) | | | | 64 | | | 1 | | | | 4 | | | | | | 69 |
| | Defense Finance and Accounting Service (DD35) | | | | 65 | | | | | | | | | | | | | 65 |
| | Defense Security Cooperation Agency (DD06) | | | 1 | 15 | | | | | | | 1 | | | | | | 17 |
| | DoD Test Resource Mgmt Center (DD68) | | | 4 | | | | | | | | | | 1 | | 12 | | 17 |
| | Defense Advanced Research Proj Agency (DD13) | | | | 13 | | | | | | | | | | | | | 13 |
| | Defense Security Service | | | 1 | 9 | | | | | | | 1 | | | | | 1 | 12 |
| | National Defense University (DD69) | | | | 2 | | | | | | 4 | | | | | | | 6 |
| | Office of Inspector General (DD26) | | | | | | | | | | | 1 | | | | | | 1 |
| | Pentagon Force Protection Agency (DD65) | | | | 1 | | | | | | | | | | | | | 1 |
| | 4th Estate Totals | 4,505 | 70 | 591 | 7,349 | 22 | 298 | 415 | 576 | 4,897 | 1,338 | 323 | 134 | 1,787 | 63 | 368 | 19 | 22,755 |
| TOTAL | | 4,505 | 1,205 | 6,573 | 25,470 | 7,290 | 450 | 5,559 | 16,423 | 8,819 | 11,195 | 1,347 | 2,679 | 37,314 | 470 | 6,798 | 40 | 136,137 |





Defense Acquisition Workforce Count by Career Field FY2001 – FY2012

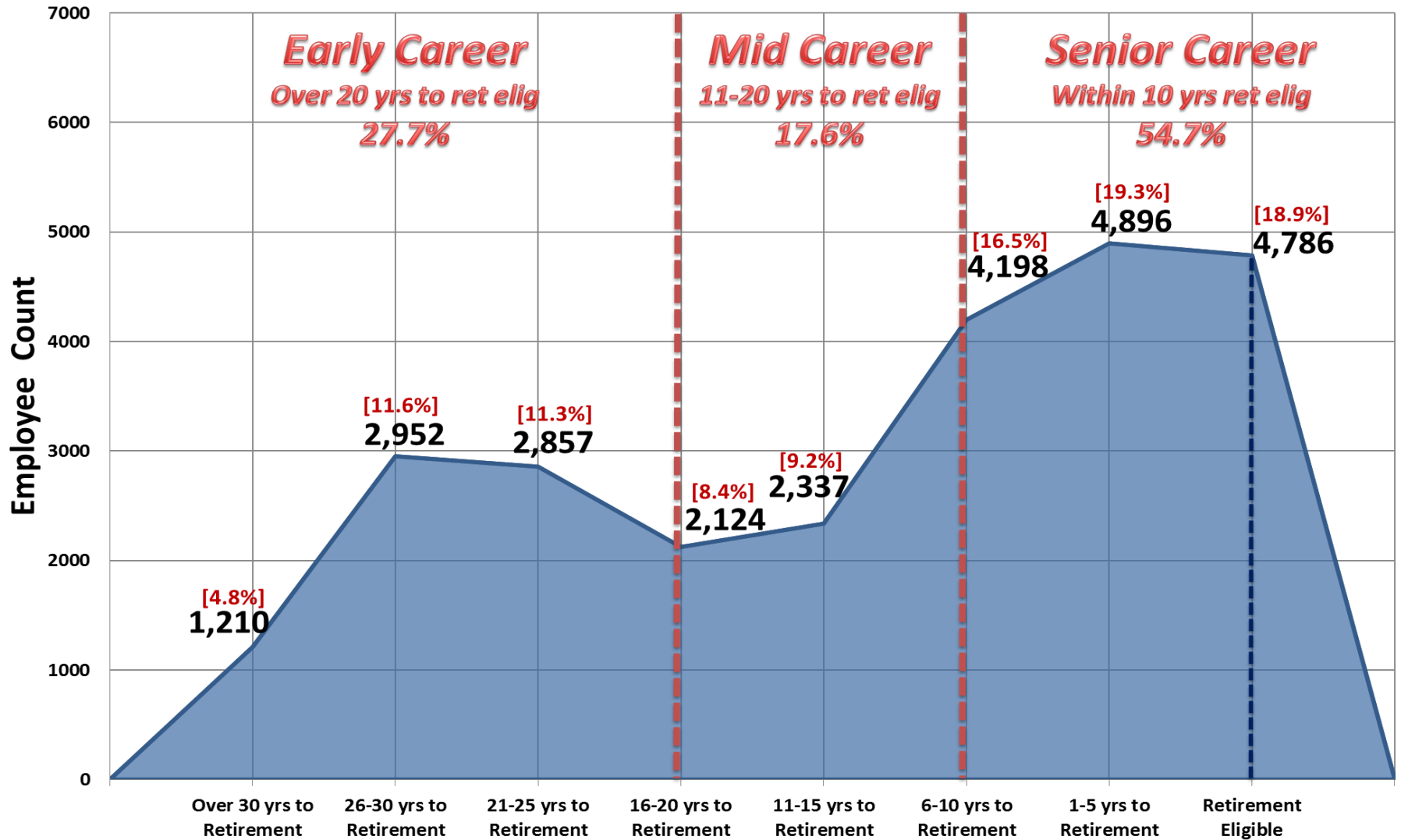


| DAW Career Field | FY01 | FY02 | FY03 | FY04 | FY05 | FY06 | FY07 | FY08 | FY09 | FY10 | FY11 | FY12 |
|-------------------------------|----------------|----------------|----------------|----------------|----------------|----------------|----------------|----------------|----------------|----------------|----------------|----------------|
| SPRDE - Systems Eng | 34,899 | 34,620 | 33,711 | 35,080 | 34,752 | 35,142 | 34,710 | 34,537 | 36,704 | 39,201 | 39,690 | 39,707 |
| Contracting | 25,413 | 27,884 | 26,987 | 26,248 | 26,025 | 27,748 | 26,038 | 25,680 | 27,655 | 29,792 | 30,327 | 30,035 |
| Life Cycle Logistics | 11,060 | 11,145 | 11,711 | 11,121 | 12,493 | 12,332 | 12,604 | 13,361 | 14,852 | 16,861 | 17,369 | 17,455 |
| Program Management | 14,031 | 14,302 | 12,026 | 13,306 | 12,284 | 12,775 | 12,427 | 12,781 | 13,422 | 14,915 | 15,683 | 15,846 |
| Production, Quality and Man | 10,547 | 9,888 | 9,296 | 9,280 | 9,397 | 8,966 | 8,364 | 9,138 | 9,023 | 9,727 | 9,601 | 9,458 |
| Test and Evaluation | 5,113 | 6,197 | 6,602 | 7,192 | 7,384 | 7,280 | 7,419 | 7,420 | 7,892 | 8,446 | 8,573 | 8,579 |
| Business (Cost Est & Fin Mgt) | 10,279 | 10,252 | 8,404 | 8,189 | 8,119 | 7,747 | 7,387 | 7,085 | 7,262 | 8,124 | 8,261 | 7,989 |
| Facilities Engineering (NEW) | - | 2,111 | 8,957 | 9,143 | 8,356 | 3,927 | 4,394 | 4,920 | 5,420 | 6,911 | 7,428 | 7,290 |
| Information Technology | 5,612 | 6,139 | 5,330 | 5,522 | 5,472 | 4,843 | 4,423 | 3,934 | 4,358 | 5,165 | 5,563 | 5,816 |
| Auditing | 3,457 | 3,531 | 3,481 | 3,508 | 3,536 | 3,486 | 2,852 | 3,638 | 3,777 | 4,143 | 4,231 | 4,505 |
| Purchasing | 4,121 | 3,043 | 3,058 | 2,820 | 2,438 | 1,680 | 1,170 | 1,196 | 1,238 | 1,287 | 1,276 | 1,348 |
| SPRDE - S&T Manager (NEW) | - | 165 | 210 | 257 | 314 | 291 | 483 | 480 | 623 | 2,561 | 3,062 | 3,210 |
| Property | 620 | 653 | 656 | 674 | 571 | 530 | 481 | 451 | 475 | 501 | 483 | 450 |
| Unknown/Other | 4,097 | 2,663 | 4,002 | 2,199 | 3,229 | 1,495 | 3,280 | 1,258 | 402 | 71 | 344 | 61 |
| OVERALL DAW | 129,249 | 132,593 | 134,431 | 134,539 | 134,370 | 128,242 | 126,032 | 125,879 | 133,103 | 147,705 | 151,891 | 151,749 |



Contracting Career Field Civilian Acquisition Workforce – YRE Distribution

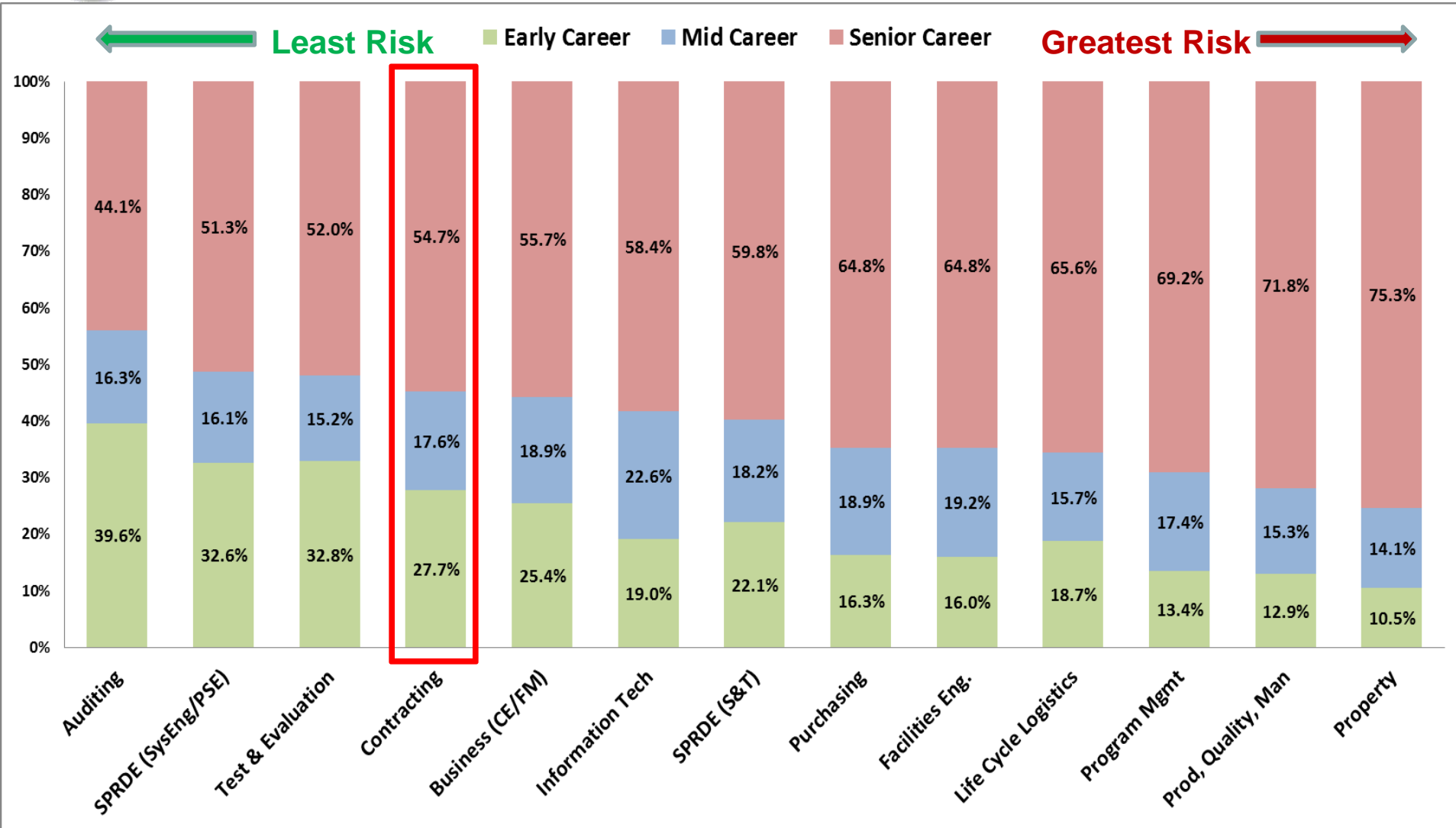
Contracting - Civilian Retirement Eligibility Distribution - End-FY12 (9-30-12)





Acquisition Career Fields – Civilian YRE Comparison 'Experience Loss' Risk

End-FY12 (9-30-12)



Early Career: Over 20 yrs to Ret Elig

Mid Career: 11-20 yrs to Ret Elig

Senior Career: Within 10 yrs to Ret Elig



Contracting Critical Acquisition Positions (CAPs)

| Occupied Position Type | CON TOTAL | | <i>Entire DAW</i> | |
|---|---------------|--------------|-------------------|--------------|
| Key Leadership Positions (KLPs) | 181 | <i>0.6%</i> | 1,333 | <i>0.9%</i> |
| Critical Acquisition Positions (CAPs) * | 2,965 | <i>9.9%</i> | 15,815 | <i>10.4%</i> |
| Non-CAP Positions | 26,889 | <i>89.5%</i> | 134,601 | <i>88.7%</i> |
| TOTAL | 30,035 | | 151,749 | |
| * = Number of CAPs, excluding KLPs (no double counts) | | | | |

NOTE: Contracting Career Field has 25,470 civilians and 4,565 military



Contracting Acquisition Workforce Occupational Series

| Civilian Occupational Series (<i>top 5</i>) | CON TOTAL | |
|--|------------------|------------------|
| 1102 - Contract Specialist | 23,876 | 93.7% |
| 0810 - Engineer, Civil | 707 | 2.8% |
| 1101 - Business and Industry Specialist | 586 | 2.3% |
| 0301 - Administration & Program Staff | 75 | 0.3% |
| 0830 - Engineer, Mechanical | 43 | 0.2% |
| <i>Other</i> | 183 | 0.7% |
| TOTAL CIVILIAN | 25,470 | Civilians |

NOTE: Contracting Career Field has 25,470 civilians and 4,565 military



Contracting Acquisition Workforce Educational Levels

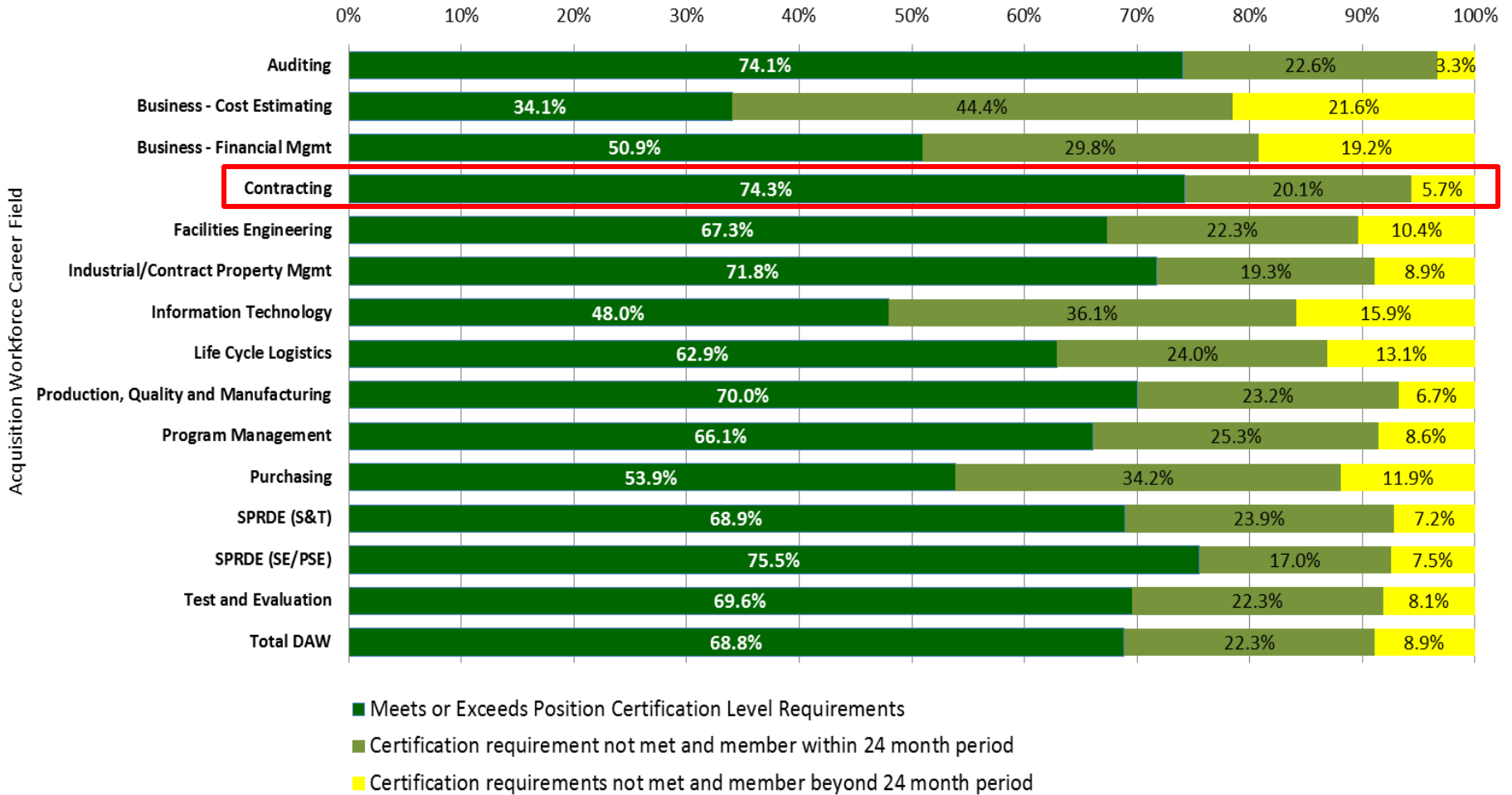
| Highest Level of Education | CON TOTAL | | Entire DAW | |
|----------------------------|---------------|-------|----------------|-------|
| Post Grad | 10,763 | 35.8% | 52,832 | 34.8% |
| Bachelors | 14,501 | 48.3% | 70,902 | 46.7% |
| Some College | 2,409 | 8.0% | 13,019 | 8.6% |
| High School | 2,020 | 6.7% | 13,702 | 9.0% |
| Other | 342 | 1.2% | 1,294 | 0.9% |
| TOTAL | 30,035 | | 151,749 | |

NOTE: Contracting Career Field has 25,470 civilians and 4,565 military



Contracting Acquisition Workforce Data – End-FY12

Certification Level "Meet/Exceed" Rates by Career Field AT&L (FY12)





Contracting Acquisition Workforce Data – End-FY12

Contracting Acquisition Workforce DAWIA Certification Status

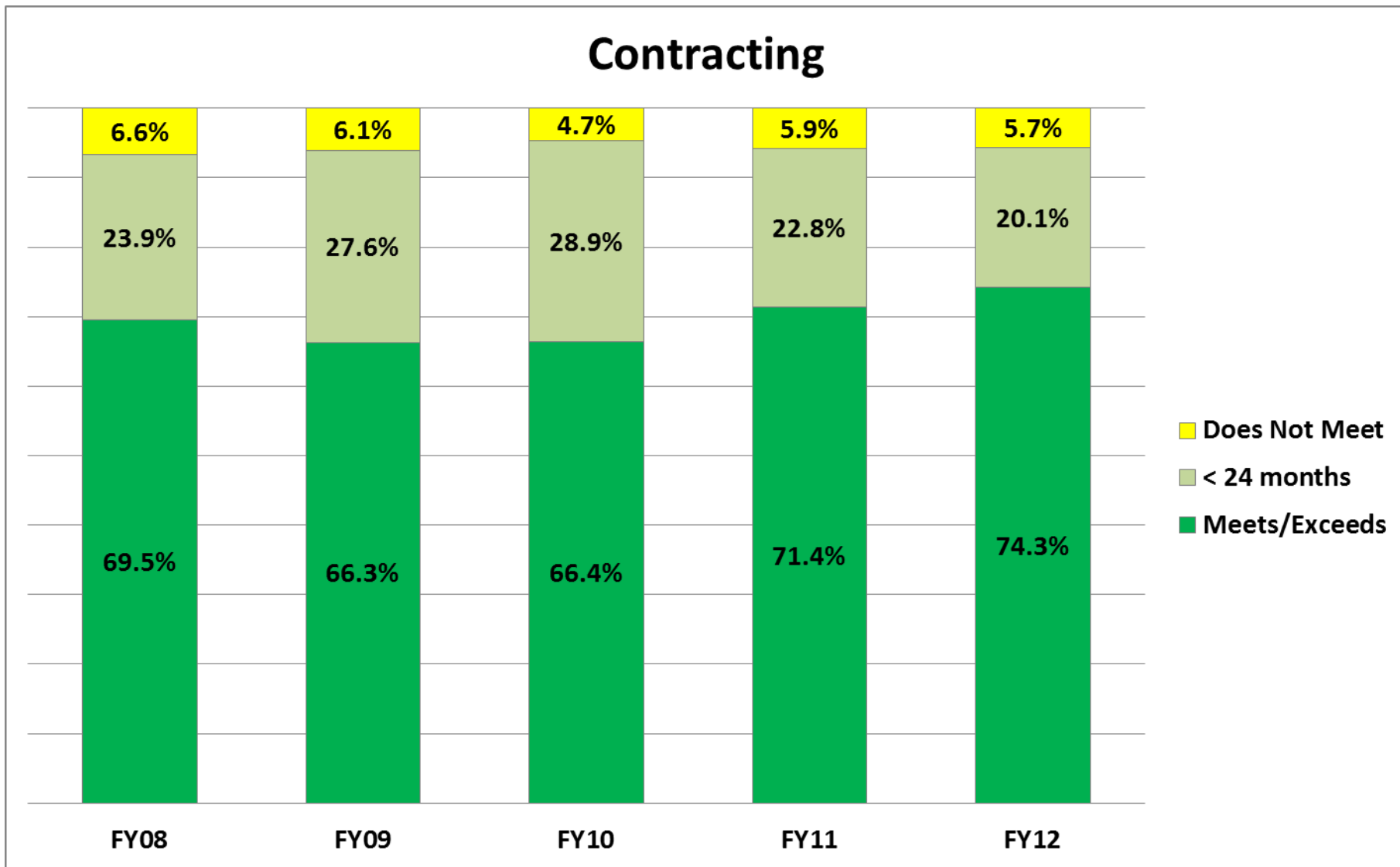
| CON Career Field Position Certification Req't | Meets | Within 24 Months Of Hire | Does NOT Meet | End-FY12 TOTAL | |
|---|----------------|--------------------------------|------------------|-------------------|-------|
| Level I | 1,241 | 1,448 | 155 | 2,844 | 9.5% |
| Level II | 13,849 | 3,478 | 1,254 | 18,581 | 61.9% |
| Level III | 7,194 | 967 | 289 | 8,450 | 28.1% |
| Unknown | 17 | 135 | 8 | 160 | 0.5% |
| TOTAL | 22,301 | 6,028 | 1,706 | 30,035 | |
| | 74.3% | 20.1% | 5.7% | | |
| Entire DAW | 104,477 | 33,766 | 13,506 | 151,749 | |
| | 68.8% | 22.3% | 8.9% | | |

| CON Career Field Certification Requirement "Does NOT Meet" | YEARS OF SERVICE | | | | | | | | | Unknown YOS | End-FY12 TOTAL | |
|--|------------------|------------|------------|------------|------------|------------|-----------|-----------|-----------|----------------|-------------------|--|
| | Under 5 | 6 - 10 | 11 - 15 | 16 - 20 | 21 - 25 | 26 - 30 | 31 - 35 | Over 35 | | | | |
| Level I | 87 | 24 | 13 | 6 | 6 | 10 | 6 | 1 | 2 | 155 | 9% | |
| Level II | 505 | 315 | 183 | 90 | 61 | 51 | 26 | 12 | 11 | 1,254 | 74% | |
| Level III | 50 | 29 | 32 | 32 | 41 | 42 | 22 | 40 | 1 | 289 | 17% | |
| <i>Level Unknown</i> | 1 | 1 | 2 | 2 | 1 | 1 | | | | 8 | 0.5% | |
| TOTAL | 643 | 369 | 230 | 130 | 109 | 104 | 54 | 53 | 14 | 1,706 | | |
| | 38% | 22% | 13% | 8% | 6% | 6% | 3% | 3% | 1% | | | |



DAWIA Certification Trends - FY08 through FY12

Contracting Career Field





Contracting Acquisition Workforce by Race and Gender

| Race | CON TOTAL | | Entire DAW | |
|--------------------|---------------|-------|------------|-------|
| WHITE | 20,994 | 69.9% | 114,915 | 75.7% |
| BLACK | 5,593 | 18.6% | 17,311 | 11.4% |
| ASIAN | 1,306 | 4.3% | 9,684 | 6.4% |
| MULTI | 497 | 1.7% | 2,211 | 1.5% |
| AMI/AN | 190 | 0.6% | 904 | 0.6% |
| PI | 195 | 0.6% | 617 | 0.4% |
| <i>Unspecified</i> | 1,260 | 4.3% | 6,107 | 4.0% |
| TOTAL | 30,035 | | 151,749 | |
| | | | | |
| Gender | CON TOTAL | | Entire DAW | |
| Males | 15,158 | 50.5% | 106,759 | 70.4% |
| Females | 14,745 | 49.1% | 44,478 | 29.3% |
| <i>Unspecified</i> | 132 | 0.4% | 512 | 0.3% |
| TOTAL | 30,035 | | 151,749 | |

NOTE: Contracting Career Field has 25,470 civilians and 4,565 military



Contracting Acquisition Workforce Data – End-FY12

END