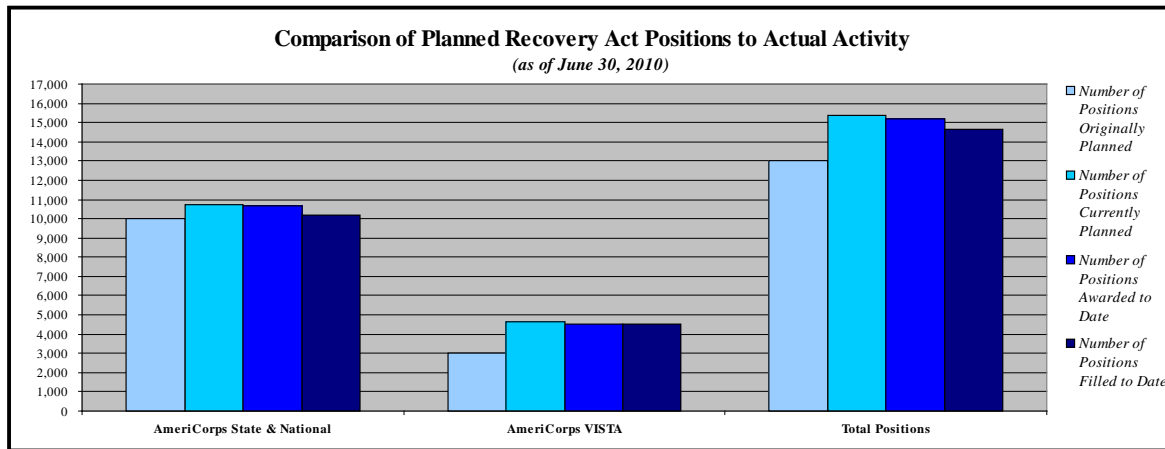


Corporation for National and Community Service Update on Implementation of the Recovery Act *(as of June 30, 2010)*

The American Recovery and Reinvestment Act of 2009 (Recovery Act) provided \$200 million¹ in funding to the Corporation for National and Community Service (the Corporation) to deploy an additional 10,000 AmeriCorps State & National and 3,000 AmeriCorps VISTA members, provide match relief to grantees running these programs, and to improve the Corporation’s Information Technology infrastructure. These AmeriCorps members are providing vital services to people facing unemployment, poverty, and other challenges by offering job counseling and placement services, providing foreclosure prevention and financial counseling, weatherizing homes, strengthening food banks, supporting health care and independent living services, and more. In addition to providing these vital services to the public, AmeriCorps members learn new skills, acquire qualities of leadership, and gain a sense of satisfaction from taking on responsibilities that directly affect peoples' lives.



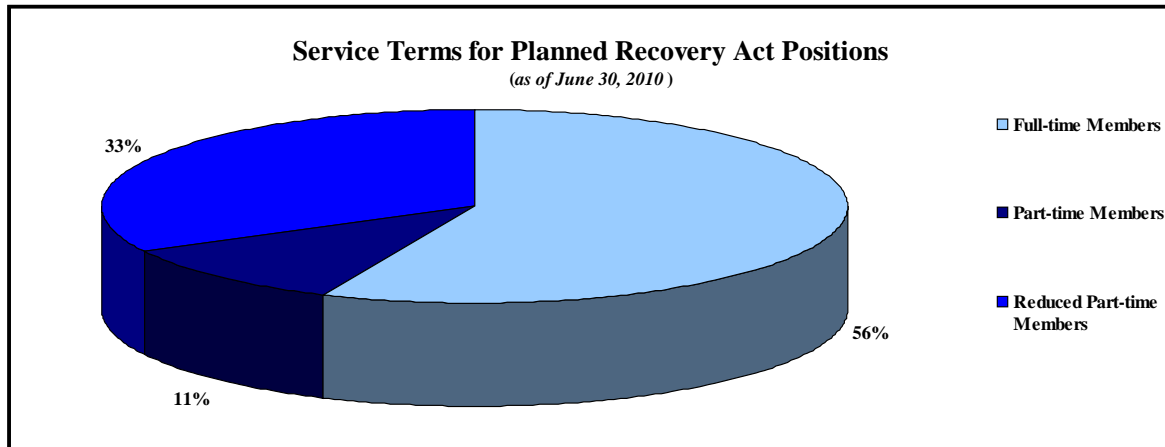
The Corporation acted swiftly to get funding into communities and boots on the ground, swearing in the first AmeriCorps VISTA members on April 24, 2009, and making AmeriCorps State & National grants on May 14, 2009. As of June 30, 2010, the Corporation had enrolled 14,676 Recovery Act members.² The Corporation currently projects that total enrollments will be about 18 percent higher than the 13,000 originally planned, due primarily to the addition of 1,008 AmeriCorps VISTA Summer Associate member positions³ in fiscal 2010. There was also an increase in the number of reduced part-time members in the AmeriCorps State & National program with a corresponding decrease in part-time members. The reconfigured portfolio

¹ The Corporation’s Office of Inspector General received \$1 million in Recovery Act funding to carry out its oversight activities related to the Corporation’s implementation of the Act that is not included in this report.

² Total enrollments include 1,016 AmeriCorps VISTA members electing a stipend in lieu of an Segal AmeriCorps Education Award.

³ AmeriCorps VISTA Summer Associates serve for 8-10 weeks in the summer on existing VISTA projects to enhance project goals. Unlike their full-time counterparts, Summer Associates can provide direct service.

supports a higher ratio of full-time members than originally planned.⁴ As a result of these changes the Corporation's plan now supports the enrollment of up to 15,336 members in Recovery Act positions.



Since the enrollment of the first AmeriCorps VISTA and AmeriCorps State & National members, preliminary data reported by our Sponsoring Organizations and grantees shows these Recovery Act AmeriCorps members are achieving strong results, including:

- leveraging more than 710,000 volunteers to serve more than 4.9 million clients;
- generating more than \$82.2 million in cash and in-kind resources for nonprofits;
- providing employment and skills training and counseling to more than 124,700 clients;
- helping to place more than 11,200 people in jobs; and
- providing foreclosure and housing assistance services to more than 78,900 people.

Nationwide, many homeowners are losing their homes because they lack the ability to navigate the landscape of lending laws. Legal representation can help many homeowners save their homes and, more broadly, help to stabilize neighborhoods at risk. But with more than 3 million homeowners receiving foreclosure notices in 2009, nonprofit legal services programs everywhere are besieged with requests for foreclosure assistance and too few people are able to obtain qualified legal guidance. Equal Justice Works received a \$1.2 million AmeriCorps State & National Recovery grant to place 30 AmeriCorps Recovery Fellows and 305 Summer Corps Fellows across the country to provide legal assistance to homeowners facing foreclosures and others experiencing financial challenges as a result of the recession. Since receiving the grant, AmeriCorps Legal Fellows and Summer Corps members have helped 3,079 people needing home foreclosure and housing assistance, and have already helped to save 852 homes from foreclosure.

⁴ The Corporation's initial Recovery Act plan projected 13,000 positions with 50% full-time, 50% part-time and no reduced part-time positions. The current plan as presented in this update projects 56% full-time, 11% part-time and 33% reduced part-time members. Over the past five years the service terms for members has averaged 45% full-time, 16% part-time and 39% reduced part-time members. Reduced part-time members have less of an impact on the National Service Trust.

In West Tennessee, the AmeriCorps VISTA program partnered with the STAR Center to provide assistive technology and referrals for people with disabilities. The program helps them fulfill their goals of education, employment, and independent living. Through the Center's Building Together Project, VISTAs build the capacity of the individual organizations where they serve and collaborate with other AmeriCorps VISTA members to develop resources and trainings and create related projects. Three members joined the project in May 2009. Since that time, they have recruited more than 535 community volunteers, who have contributed more than 6,000 hours of service. These members have also established community partnerships and expanded financial resources through effective communication, marketing, and outreach.

The following table provides information on the number of members currently planned and enrolled in the Corporation's Recovery Act programs as of June 30, 2010:

American Recovery and Reinvestment Act AmeriCorps Member Positions					
AmeriCorps Program	Awarded		Certified Not⁵ Awarded	Planned Not Certified	Total
	Enrolled	Not Enrolled			
<i>AmeriCorps State & National</i>	10,178	439	70	–	10,687
<i>AmeriCorps VISTA</i>	3,482	–	151	–	3,633
<i>Total National Service Trust Positions</i>	13,660	439	221	–	14,320
<i>Members Electing a Stipend⁶</i>	1,016	–	–	–	1,016
Total Recovery Act Positions	14,676	439	221	–	15,336

Recovery Act members are projected to enroll between April 2009 (the initial AmeriCorps VISTA enrollments) and January 2011 (the last State & National enrollments). AmeriCorps members funded by the Recovery Act are providing vital direct support to economically distressed communities, offering job counseling and placement services, providing foreclosure prevention and financial counseling, weatherizing homes, strengthening food banks, supporting health care and independent living services, and providing other assistance to people facing unemployment, poverty, or other economic challenges.

In addition to providing direct services to individuals and communities affected by the economic downturn, Recovery Act AmeriCorps members are providing a critical boost to more than 600 nonprofits across the country by mobilizing volunteers, raising funds, creating programs, and expanding service delivery at a time of growing social need. Additional profiles of AmeriCorps Recovery Act programs in action and other success stories can be found at: <http://www.nationalservice.gov/about/recovery/action.asp>.

⁵ For AmeriCorps State and National member positions classified as "Certified Not Awarded" have been approved for award but the grant has not been executed. For AmeriCorps VISTA the member position has been approved but the member has yet to enroll and take the AmeriCorps VISTA oath.

⁶ Full time AmeriCorps VISTA members can elect to receive a cash stipend of up to \$1,500 in lieu of an education award from the National Service Trust (the value of a stipend is \$125 per month of service). Summer Associates can elect to receive a cash stipend of up to \$250.

AmeriCorps State & National

AmeriCorps State & National received \$89 million in Recovery Act funding to put an additional 10,000 members in programs and to provide relief from matching fund requirements. In May 2009 the Corporation awarded grants and cooperative agreements totaling nearly \$87 million to 130 State Commissions, National Direct grantees, and technical assistance providers that supported 10,617 new member positions.⁷

The State & National Recovery Act members are serving their communities while meeting critical community needs resulting from, or exacerbated by, the current economic crisis. Individuals currently unemployed are gaining work experience and valuable skills, and nonprofit organizations and communities negatively affected by the economic crisis gain critical human resources. Some of the activities being performed under the grants include:

- ◇ Employment and Skills Training ◇ Tutoring and Literacy
 - ◇ Financial Planning ◇ Home Foreclosures and Housing Assistance
 - ◇ Housing Rehabilitation and Access ◇ Healthcare Access
 - ◇ Non-profit Capacity Building ◇ Volunteer Generation and Management

Recovery Act funding through the State & National program was awarded as grants to current national, regional and local AmeriCorps grantees with a proven track record and who demonstrated the capacity to efficiently and effectively draw upon this new resource to assist communities in need. The grants included additional members, match waivers, and (or) match replacement funding.



⁷ The number of member positions awarded reflects slot adjustments and reconfigurations by grantees subsequent to the initial grant award. Another 70 positions are planned for award in July and August 2010, bringing the total number of AmeriCorps State & National positions under the Recovery Act to 10,687.

The following table summarizes the preliminary results achieved by AmeriCorps State & National members serving in Recovery Act funded programs reported by grantees:

AmeriCorps State & National Recovery Act Program Performance Metrics <i>(Preliminary data through March 31, 2010)</i>			
Performance Measure	Award Target ^a	Results to Date ^b	% of Target
Clients receiving employment skills training and counseling ^c	28,718	33,528	117%
Clients placed in jobs ^c	2,166	908	42%
Hours of tutoring and literacy services provided to clients ^c	523,138	487,070	93%
Clients receiving tutoring and literacy services ^c	38,852	86,699	223%
Clients with improved academic success ^d	13,919	n/a	–
Clients receiving services related to financial literacy ^c	15,462	16,513	107%
Clients receiving services related to home foreclosures and housing assistance programs ^c	18,716	18,414	98%
Clients served who are able to remain in their housing ^c	2,111	1,987	94%
Clients receiving housing rehabilitation, weatherization and efficient-energy services ^c	20,484	19,911	97%
Existing homes and structures rehabilitated, weatherized or made more energy-efficient ^c	8,824	8,430	96%
Homes and structures made accessible for disabled persons	39	36	92%
Homeless individuals transitioned into affordable housing	338	323	96%
Clients receiving information on health insurance, care access and health benefits programs ^c	103,671	106,918	103%
Clients enrolled in health insurance and health benefits programs ^c	10,240	10,535	103%
Increase in the number of clients served from prior year ^d	607,340	n/a	–
Increase in the number of services offered to clients from the prior year ^d	25,938	n/a	–
Community volunteers recruited to address needs in their communities ^c	121,439	164,637	136%
Clients served by community volunteers ^c	899,829	1,529,217	170%
NOTES:			
^a Performance metrics and targets as established in the negotiated Recovery Act grant awards.			
^b Data is preliminary and only covers a portion of the project period as reported by national organizations and State Service Commissions through the reporting period ending March 31, 2010. Project performance periods for Recovery Act grant programs can extend to August 2011.			
^c While data definitions are uniform within a given metric, performance data cannot be compared across metrics due to differences in grantee program operations and data collection. For example, the metric for “Hours of tutoring and literacy services provided to clients” does not directly correspond to the metric “Clients receiving tutoring and literacy services.”			
^d This is an annual reporting metric. Data will not be available until after the end of the applicable project periods.			

In addition to the government-wide information on the Recovery.gov web page, a list of all awardees receiving AmeriCorps State & National Recovery Act funding can be found at: http://www.nationalservice.gov/pdf/10_0430_recoveryact_acsn.xls. This web page also

provides information on the project period, the amounts awarded as of June 30, 2010, and number of members authorized for each AmeriCorps State & National Recovery Act grant.

The following table summarizes the activity in the AmeriCorps State & National - Recovery Act account as of June 30, 2010:

Account	Appropriated	Obligated	Outlayed	% Obligated	% Outlayed
AmeriCorps State & National	\$89,000,000	\$86,831,809	\$59,141,899	97.56%	66.45%

AmeriCorps State & National Recovery Act funds outlayed to date are on target with projections. These funds are drawn down (outlayed) by grantees as they are used for authorized activities, which for the AmeriCorps State & National program are primarily member living allowances. Generally, grantees pay the living allowances on a bi-weekly basis, and draw down the funds throughout the entire program period.

As of June 30, 2010, there was \$2.2 million unobligated in Recovery Act program funding for AmeriCorps State & National. Current Recovery Act grantees were provided the opportunity to request additional Recovery funds.⁸ The Corporation plans to award \$584 thousand for additional match relief and award 70 additional member positions to programs in July 2010, utilizing 98 percent of the Recovery Act funding provided.

AmeriCorps State & National members who successfully complete their term of service also earn a Segal AmeriCorps Education Award of \$4,725 paid through the National Service Trust Fund. The following table provides information on the number of State & National members enrolled in the Trust and the amount of education awards earned and used to date:

AmeriCorps State & National - Trust Enrollment Activity						
<i>(as of June 30, 2010)</i>						
Term Type	Members Enrolled	Member Status			Amount Earned	Amount Used
		Still Serving	Earned an Award	Did Not Earn		
Full Time	4,997	2,892	1,637	468	\$7,598,917.39	\$363,121.07
Part-time	1,643	683	637	323	\$1,455,223.91	\$223,205.19
Reduced Part-time	3,538	1,431	1,756	351	\$2,038,159.31	\$629,656.88
Total	10,178	5,006	4,030	1,142	\$11,092,300.61	\$1,215,983.14

⁸ The Corporation planned for \$1 million in match replacement. However, due to the high number of grantees demonstrating that there was a lack of resources at the local level or that they would otherwise have to significantly reduce or alter their program, the Corporation initially awarded \$8.3 million in match replacement to 50 AmeriCorps State & National grantees.

AmeriCorps VISTA

The AmeriCorps VISTA program received \$65 million in Recovery Act funding to provide an additional 3,000 member service years to programs around the country. AmeriCorps VISTA engages individuals 18 years and older in a year of fulltime service in our nation's poorest urban and rural areas, working to build the organizational, administrative and financial capacity of programs that help pull and keep Americans out of poverty. Members are assigned to community organizations (e.g. non-profit, faith-based) and public agencies to help the organizations build on locally-driven solutions to both the causes of poverty as well as the problems that arise in poverty-stricken communities. The specific objectives of the AmeriCorps VISTA program are to:

- ◇ Strengthen local agencies and organizations to carry out their programs;
- ◇ Encourage volunteer service at the local level; and
- ◇ Generate the commitment of private sector resources.

Typically, under the VISTA model, the Corporation partners with Sponsoring Organizations who provide supervision for the member, while the Corporation provides the living allowance and other member support costs. In April 2009, just two months after the passage of the Recovery Act, the Corporation placed its first AmeriCorps VISTA members.

The following table summarizes the preliminary results achieved by AmeriCorps VISTA members serving in Recovery Act funded programs reported by Sponsoring Organizations:

AmeriCorps VISTA				
Recovery Act Program Performance Metrics				
<i>(Preliminary data through March 31, 2010)</i>				
Performance Measure	Target ^a	Results to Date ^b	% of Target	
Number of Member Service Years Produced ^c	3,000	3,038	101%	
Number of Member Placements ^d	3,400	4,498	132%	
Community volunteers recruited to address needs in their communities ^e	n/a	545,838	n/a	
Clients served by community volunteers ^f	n/a	3,371,768	n/a	
Clients receiving employment and skills training	n/a	91,195	n/a	
Clients placed in jobs	n/a	10,311	n/a	
Clients receiving foreclosure and housing assistance services ^f	n/a	60,506	n/a	
Cash and in-kind resources generated	n/a	\$82,220,574	n/a	

NOTES:

^a Although the AmeriCorps VISTA performance metrics were identified by the Corporation as required by the Recovery Act; except for the metrics for "Number of Member Service Years Produced" and "Number of Member Placements," initial targets for individual project measurements were not established.

^b Performance data covers the period from March 19, 2009 through March 31, 2010, as reported by Sponsoring Organizations.

^c A member service year (MSY) represents the estimated number of AmeriCorps VISTA members that can be supported for an entire fiscal year at a given funding level. Member placements are higher than MSY to account for attrition from programs during the year.

^d Includes Summer Associate members added for fiscal year 2010. These members were not in the initial plan.

^e Individuals who are recruited, coordinated or supported by AmeriCorps VISTA members. This measurement does not include AmeriCorps VISTA members themselves.

^f This includes the total number of individuals served as a result of AmeriCorps VISTA contributions who were not previously served.

Generally, Sponsoring Organizations in the AmeriCorps VISTA program do not receive direct funding from the Corporation; rather the funds go directly to individuals. As a result, most of the AmeriCorps VISTA Recovery Act funding is not reported on Recovery.gov. However, a list of all Sponsoring Organizations receiving Recovery Act members can be found at: http://www.nationalservice.gov/pdf/10_0430_recoveryact_vista.xls. This web page also provides information on the project period for the Recovery Act program, the number of members placed with each Sponsoring Organization, and identifies those Sponsoring Organizations that received an operating grant and the dollar amount received.

The following table summarizes the activity in the AmeriCorps VISTA - Recovery Act account as of June 30, 2010:

Account	Appropriated	Obligated	Outlayed	% Obligated	% Outlayed
AmeriCorps VISTA	\$65,000,000	\$60,265,020	\$51,692,709	92.72%	79.53%

As of June 30, 2010, there was \$4.7 million unobligated in Recovery Act funding for the AmeriCorps VISTA program. A significant portion of these funds are reserved to pay living allowances for members who are currently serving. The funds for living allowances are obligated and paid directly to members on a bi-weekly basis. Funds are also used for travel costs to move members to, and then back home from their VISTA assignments. In addition, a portion of the funding is for the Summer Associate program currently underway. The Corporation expects the majority of AmeriCorps VISTA funds to be obligated and outlayed before the end of fiscal 2010 in line with our original plan.

AmeriCorps VISTA members who successfully complete their term of service can earn an education award of \$4,725 paid through the National Service Trust Fund or elect to receive a cash stipend of up to \$1,500 (up to \$250 for Summer Associates) paid from AmeriCorps VISTA Recovery Act program funds. The following table provides information on the number of members enrolled in the Trust and the amount of education awards earned and used to date:

AmeriCorps VISTA - Trust Enrollment Activity (as of June 30, 2010)						
Term Type	Members Enrolled ^a	Member Status			Amount Earned	Amount Used
		Still Serving	Earned an Award	Did Not Earn		
Full Time	2,900	1,957	379	564	\$1,569,877.98	\$142,259.83
Reduced Part-time	582	573	1	8	\$465.04	\$0.00
Total	3,482	2,530	380	572	\$1,570,343.02	\$142,259.83
NOTES:						
^a The number of members enrolled in the Trust does not include 1,016 AmeriCorps VISTA members who elected to receive a stipend in lieu of an education. Total AmeriCorps VISTA Recovery Act enrollments to date, including members electing a stipend is 4,498.						

National Service Trust Fund

The National Service Trust Fund received \$40 million to fund Segal AmeriCorps Education Awards and interest forbearance payments for members serving in Recovery Act positions. The value of an education award depends on the term of service performed by an AmeriCorps member. Completion of a full-time term of service, currently requiring a minimum of 1,700 hours of service, entitles an AmeriCorps member serving in a Recovery Act funded position to an education award of \$4,725. Completion of a part-time term, requiring a minimum of 900 hours of service, entitles an AmeriCorps member to an education award of \$2,362.50. Reduced part-time terms, which provide awards of \$1,000 to \$1,800, are also offered.

The amounts obligated in the Trust are based on the estimated value of the education benefit, discounted for the estimated enrollment, earning and usage rate and the time value of money. For Recovery Act funded awards, these factors are the full value of the Segal AmeriCorps Education Award, a 100 percent enrollment rate (allowing for refills), an average earning rate of 82 percent (ranges from 75 to 84 percent depending on term type), and an average usage rate of 84 percent. As interest is earned in the Trust the funds are obligated to bring the value of the education award up to its present value. A portion of the funds in the Trust are held in reserve and are for use only in the event that the estimates used to calculate obligations differ from actual results. The reserve for Recovery Act funded positions currently totals \$3.5 million. Reserve funds are reported as unobligated in the Corporation’s annual financial statements and in its budgetary reports to the Office of Management and Budget (OMB). To date, no reserve funds have been used.

The following table summarizes the activity in the National Service Trust Fund - Recovery Act account as of June 30, 2010:

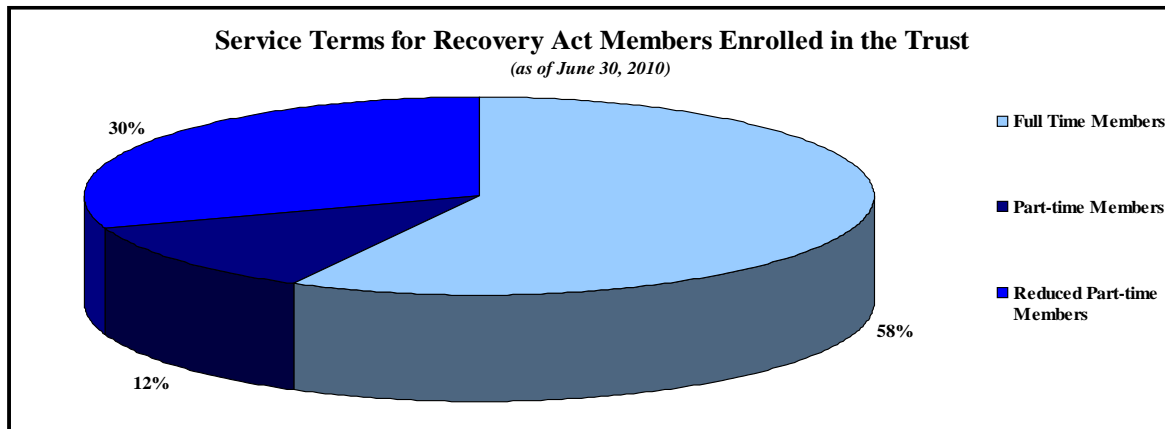
Account	Appropriated	Obligated	Outlayed	% Obligated	% Outlayed
National Service Trust	\$40,000,000	\$33,770,159	\$1,422,061	84.43%	3.56%

As of June 30, 2010, there was an additional \$533 thousand of Trust funds committed for the 70 AmeriCorps State & National and 433 AmeriCorps VISTA Summer Associate positions planned for award in July and August.

Education awards earned by AmeriCorps members are generally available to be used for seven years from the completion of the service. Typically, these funds are not used by the member and outlayed from the Trust until two to three years after the education award is earned (e.g., three years after the member has completed his/her term of service). The following table summarizes the number of members enrolled in the National Service Trust Fund for each Recovery Act program and the amount of education awards earned and used to date:

Total Trust Enrollment Activity Under the American Recovery and Reinvestment Act <i>(as of June 30, 2010)</i>						
Program	Members Enrolled	Member Status			Amount Earned	Amount Used
		Still Serving	Earned an Award	Did Not Earn		
AmeriCorps State & National	10,178	5,006	4,030	1,142	\$11,092,300.61	\$1,215,983.14
AmeriCorps VISTA	3,482	2,530	380	572	\$1,570,343.02	\$142,259.83
Recovery Act Total	13,660	7,536	4,410	1,714	\$12,662,643.63	\$1,358,242.97

Education award payments are made directly to educational institutions and loan holders as directed by the members and by the institutions. Trust funds are not used to pay member stipends or other grant costs. A list of the institutions where members have used their Recovery Act education awards and the amount used can be found at: http://www.nationalservice.gov/pdf/10_0315_arra_trust_payments.xls. This web page also contains information on where interest forbearance payments have been made for Recovery Act funded members. Interest forbearance payments totaled \$63,819 through June 30, 2010 (bringing total outlays from the Trust for education awards and interest forbearance to \$1,422,061).



Salaries and Expenses

The Corporation received \$6 million for Information Technology upgrades in its Salaries and Expenses account, of which \$800 thousand was available to administer the program funds appropriated under the Recovery Act. In the Corporation's implementation plan these funds were designated to move computer and network operations centers out of the Washington, DC, headquarters facility. In addition, funding was set aside to begin system upgrades that will increase the capacity of the system to handle higher volumes of members, applicants and grantees.

On August 4, 2009, the Corporation awarded a contract to SRA to host its computer and network operations at its Managed Data Service Center in Sterling, Virginia. SRA immediately

began the transition process with the Corporation's main systems going live at the new facility on November 15, 2009. The contract with SRA enables the Corporation to obtain a complete network refresh of all routers, servers and storage. It removed several single points of failure that the Corporation had experienced over the past several years such as, power grid failures by PEPCO, internet connectivity disruptions caused by both hardware and AT&T failures, and server capacity issues. The solution that was implemented provides our grantees and members with a system that is now available 24/7 and operating in a redundant configuration.

As for the general operations of the Corporations computer systems, all systems also will be operating in a high availability mode that will increase the reliability of the systems and provide numerous system upgrades. All remote office communications will be increased to as much as ten times the current speed and alternative communication paths will be engineered where appropriate.

The Corporation also contracted with EnGenius Consulting to assist in stabilizing the *My AmeriCorps* portal. EnGenius performed the operations and maintenance for the *My AmeriCorps* portal and produced 105 change requests and enhancements to the system in the last eight months. These system changes improved the overall performance of the system and enabled AmeriCorps members to access their education awards and apply for service opportunities.

On the administrative support front, the Corporation hired 16 temporary workers to assist with the processing of the increase in AmeriCorps VISTA members. Several of the temporary employees are scheduled to be on board through September 2010.

All Recovery Act funding for Salaries & Expenses has been obligated. These funds are expected to be outlayed during calendar year 2010. The following table summarizes the activity in the Salaries & Expenses - Recovery Act account as of June 30, 2010:

Account	Appropriated	Obligated	Outlayed	% Obligated	% Outlayed
Information Technology	\$5,660,482	\$5,660,482	\$3,001,932	100.00%	53.03%
Administration	339,518	339,518	296,111	100.00%	87.22%
Total Salaries & Expenses	\$6,000,000	\$6,000,000	\$3,298,043	100.00%	54.97%

Monitoring

The Corporation monitors both financial and programmatic activities of our Recovery Act funded grantees. Recovery Act grantees submit quarterly Federal Financial Reports to the Corporation which we review to ensure they are on track with their expenditures and are meeting the matching requirements on their grants. Corporation staff also compares expenditures reported on the Federal Financial Reports to amounts grantees report to the Recovery Act Transparency Board as required by Section 1512 of the Recovery Act. Every AmeriCorps grantee receives a feedback letter about their report which either indicates the data is accurate and reconciles or provides information on where there are discrepancies that must be resolved.

Recovery Act grantees also submit quarterly progress reports that the Corporation reviews to confirm grantees are meeting their performance measures, both in the number of AmeriCorps members enrolled and the specific service activities authorized. For each grant, staff compares progress on meeting performance measures to the measures approved in the grant application and provides written feedback to grantees. Staff also confirmed that the number of AmeriCorps members enrolled in the Corporation's member management system reconciles to the number reported on board in the Section 1512 report. The Corporation is now reviewing the fourth quarter Section 1512 reports that were due on July 14, 2010. Any required corrections will be completed by July 31, 2010. For the latest report cycle, all grantees submitted their reports by the extended deadline.

Finally, Corporation staff has completed six of 14 planned on-site monitoring visits to AmeriCorps State and National Recovery Act grantees. These monitoring visits will be performed as part of a consolidated review of Corporation grants to the organizations and are scheduled to be completed by August 2010. For AmeriCorps VISTA Recovery Act grants, Corporation staff have completed all 39 planned on-site visit or desk review for visits to Sponsoring Organizations receiving grants of \$25,000 or more. No significant issues were identified during the reviews.

Summary of Funding

The following table summarizes the status of the funding received by the Corporation under the Recovery Act as of June 30, 2010:

Account	Appropriated	Obligated	Outlayed	% Obligated	% Outlayed
AmeriCorps State & National	\$ 89,000,000	\$ 86,831,809	\$ 59,141,899	97.56%	66.45%
AmeriCorps VISTA	65,000,000	60,265,020	51,692,709	92.72%	79.53%
National Service Trust	40,000,000	33,770,159	1,422,061	84.43%	3.56%
Salaries & Expenses	6,000,000	6,000,000	3,298,043	100.00%	54.97%
Total	\$200,000,000	\$186,866,988	\$115,554,712	93.43%	57.78%

Key Milestones

The following table provides the Corporation's key milestones in implementing and carrying out Recovery Act funded programming:

Task	Planned Completion	Actual Completion
AmeriCorps State and National		
Planning completed	3/9/2009	3/9/2009
Disseminate grant application guide	3/9/2009	3/13/2009
Applications due	4/3/2009	4/3/2009
Formula grants awarded	4/17/2009	5/21/2009
Competitive grants awarded	5/8/2009	7/7/2009
Planning for supplemental awards	5/14/2010	6/30/2010
Secondary grants awarded	7/30/2010	*
Monitoring grant programs and reporting	6/30/2011	*
All Recovery Act grant performance periods completed	5/31/2011	*
Progress reporting	Quarterly	Quarterly
AmeriCorps VISTA		
Planning Completed	3/9/2009	3/9/2009
Identify and develop projects	6/30/2009	6/30/2009
Recruit, select and approve members	10/31/2009	7/30/2009
Train and place all full-time Recovery Act Vistas	12/31/2009	9/30/2009
Planning for Summer Associate program	4/30/2010	4/30/2010
Place all Recovery Act Summer Associates	6/30/2010	*
Monitoring program activities and reporting	12/31/2010	*
All Recovery Act AmeriCorps VISTA member terms completed	9/30/2010	*
Progress reporting	Quarterly	Quarterly
National Service Trust Fund		
Obligate funds as positions are awarded	7/30/2010	*
Obligate funds to bring Education Awards to net present value	4/30/2021	*
Outlay funds as awards are utilized	5/31/2021	*
Salaries and Expenses		
Competitively procure information technology contracts	9/30/2009	12/30/2009
Hire temporary administrative staff	9/30/2009	6/21/2009
Reallocate administrative funds balance to information technology	6/30/2010	6/30/2010
* This is an ongoing activity or the completion date is in the future.		