



Performance and
Accountability Report

2011

BUILDING A FINANCIAL INFRASTRUCTURE FOR THE FUTURE



FEDERAL HOUSING FINANCE AGENCY

MISSION

Provide effective supervision, regulation, and housing mission oversight of Fannie Mae, Freddie Mac, and the Federal Home Loan Banks to promote their safety and soundness, support housing finance and affordable housing, and support a stable and liquid mortgage market.

FHFA Values

ACCOUNTABILITY

We foster responsibility on the part of individual employees and divisions through defined delegations of authority. We align our actions and resources with our mission and respond promptly and proactively to emerging risks. We adhere to a predictable, risk based supervision program. We use agency resources and authorities efficiently and effectively to achieve our mission and goals.

RESPONSIVENESS

We cooperate, collaborate, and communicate within FHFA, with other government agencies, Congress, and the public. We respond promptly to external requests and regularly disseminate information about the housing industry and markets. We promptly address and clearly communicate issues, decisions, and conclusions to the regulated entities.

INDEPENDENCE

We are the independent regulator of Fannie Mae, Freddie Mac, and the Federal Home Loan Banks. Our evaluations of the regulated entities are unbiased and free from external influence.

INTEGRITY

We adhere to the highest ethical and professional standards. We treat the regulated entities, the public, policy makers, and other stakeholders fairly with impartiality and respect. We apply consistent treatment to and among the housing regulated entities and base our decisions on the merits of their current actions and conditions.

PROFESSIONALISM

We maintain a highly skilled, dedicated, and diverse workforce. We promote equal opportunity and advancement on the basis of merit. We recognize employees who demonstrate competence and effectiveness in their decisions and actions and whose results serve the agency's mission and the public interest. We judge the regulated entities against defined industry standards through a disciplined examination approach.

Certificate of Excellence in Accountability Reporting



FHFA has received the Certificate of Excellence in Accountability Reporting from the Association of Government Accountants each year since 2008, its first year as a new agency. This award demonstrates FHFA's commitment to accountability and spotlights the high quality of its performance and financial information reporting.



The following information was corrected in this document on January 19, 2012 at 4 p.m.:

P. 97—The two tables were in reverse order. The tables were reordered. No data was changed.

FEDERAL HOUSING FINANCE AGENCY



2011

TABLE OF CONTENTS

Message from the Acting Director	1
How the Report is Organized	6
Management's Discussion and Analysis	
Strategic Goals and Resource Management Strategy.....	8
Alignment of Resource Allocation with Strategic Goals.....	8
FHFA at a Glance	9
Organization	11
Performance Highlights by Strategic Goal.....	17
Financial Stability Oversight Council.....	22
Regulations Published in FY 2011.....	24
Management Challenges.....	29
FY 2011 Performance Summary.....	33
Overview of FHFA's Seven Key Performance Measures.....	35
FY 2011 Financial Summary.....	40
Statement of Assurance from the Acting Director	47
Performance Section	
Managing and Measuring Performance.....	50
Strategic Human Capital Management.....	52
Strategic Goal 1 –Safety and Soundness	53
Risk Rating Structure for the Enterprises	55
FHLBank Rating System.....	58
*Strategic Goal 2 – Housing Mission.....	59
Strategic Goal 3 – Conservatorship.....	64
Resource Management Strategy	68
Financial Section	
Message from the Chief Financial Officer	77
Report of Independent Auditors	78
Financial Statements.....	84
Notes to the Financial Statements	88
Other Accompanying Information	
Performance Goals and Measures No Longer Reported	104
Inspector General's FY 2012 Management and Performance Challenges.....	105
FHFA's Response to the IG's Management and Performance Challenges.....	109
Appendix	
Glossary	112
Acronyms.....	114
Index of Figures.....	116
Federal Housing Finance Agency Key Management Officials.....	(inside back cover)

* This goal is referred to as the affordable housing goal in the Financial Section of this report.

Message from the Acting Director



I am pleased to present the Federal Housing Finance Agency's (FHFA's) *FY 2011 Performance and Accountability Report*. During FY 2011, FHFA continued to serve as conservator of Fannie Mae and Freddie Mac (the Enterprises) while supervising and regulating the 12 Federal Home Loan Banks (FHLBanks) and the FHLBanks' joint Office of Finance to promote their safety and soundness and fulfillment of their housing finance missions. Together, these 14 regulated entities are known as the government-sponsored enterprises, or GSEs.

This report highlights FHFA's achievements and the challenges we have faced in accomplishing our mission through the agency's three strategic goals. The report also addresses FHFA's new joint initiatives to strengthen certain business operations to prepare for possible changes in the housing market.

These initiatives add value to the Enterprises' operations, to the taxpayer, and to the broader mortgage market. The initiatives also increase transparency and investor confidence in the current housing finance system at a time when the future of housing finance remains uncertain.

Each year FHFA produces an Annual Performance Plan that outlines the agency's strategic goals and performance measures to track the agency's progress toward achieving its mission. This report describes the agency's record against its FY 2011 goals and performance measures as set forth in the FY 2011 Annual Performance Plan.

Supervising and Regulating During the Housing Finance Crisis

ENTERPRISES

FHFA oversees the Enterprises as their safety and soundness regulator and plays an active role as their conservator. As regulator, FHFA examines the Enterprises throughout the year and issues regulations and guidance to enhance risk management and prudential operations at both Fannie Mae and Freddie Mac. As conservator, FHFA has very broad authorities, but the focus is on overseeing operations, not managing every aspect of day-to-day operations.

FHFA has charged the board of directors at each Enterprise with ensuring strong corporate governance practices and procedures to carry out daily decision-making subject to FHFA review and approval on critical matters. This division of responsibilities is the most efficient way for FHFA to carry out its responsibilities as conservator.

FHFA has taken important steps to accomplish its goals of conservatorship since 2008. For example, FHFA directed the Enterprises to focus on their existing core business lines and not introduce new products or lines of business. This approach ensures ongoing liquidity in the mortgage market, preserves the Enterprises' core business processes, and generates earnings to benefit taxpayers.

But conservatorship is meant to accomplish more than just a holding pattern for the two companies. Where appropriate and feasible, we are working with the Enterprises to make long-term improvements to the functioning of the housing finance system, improvements that should bring dividends down the road, no matter what the ultimate outcome of housing finance reform.

To that end, FHFA announced several new initiatives during FY 2011.

- FHFA directed the Enterprises to develop uniform standards for data reporting on mortgage loans and appraisals. This Uniform Mortgage Data Program is designed to improve the consistency, quality, and uniformity of data collected at the start of the mortgage process. In June 2011, the Uniform Collateral Data Portal was made available for the electronic submission of appraisal data files in the Uniform Appraisal Dataset format. As of September 1, 2011, appraisal forms must comply with Uniform Appraisal Dataset standardization requirements for all GSE deliveries. Key implementation dates planned for FY 2012 include the following:
 - Starting December 1, 2011, lenders must collect the new Uniform Loan Delivery Dataset data points as well as the standardized appraisal data for new loan applications.
 - Starting March 19, 2012, all GSE deliveries must be in Uniform Appraisal Dataset format. If the loan application date is on or after December 1, 2011, the delivery must include new uniform loan delivery data points and the appraisal must be submitted to the Uniform Collateral Data Portal.
- FHFA has directed Fannie Mae and Freddie Mac, in coordination and the U.S. Department of Housing and Urban Development (HUD), to consider alternatives for future mortgage servicing compensation for their single-family mortgage loans. The goals of the joint initiative are to improve service for borrowers, reduce financial risk to servicers, and provide flexibility for guarantors to better manage non-performing loans while promoting continued liquidity in the mortgage securities market. Part of the objective in undertaking this initiative is to consider changes to the compensation structure that would improve competition and liquidity in the market for mortgage servicing. On September 27, 2011, FHFA released the "Alternative Mortgage Servicing Compensation Discussion Paper." FHFA is seeking public comment on the two mortgage servicing compensation structures detailed in the discussion paper.

- FHFA's servicing alignment initiative is designed to produce a single, consistent set of protocols for servicing Enterprise mortgages from the moment they first become delinquent. This initiative responds to concerns about the servicing of delinquent mortgages, and it simplifies the procedures for mortgage servicers by giving them just one set of procedures to follow, whether the mortgage is owned by Fannie Mae or Freddie Mac.
- FHFA aims to enhance loan-level disclosures on Enterprise mortgage-backed securities (MBS), both at the time of origination and throughout a security's life. Improving Enterprise MBS disclosures over time will help establish the consistency and quality of such data. Moreover, it will contribute to an environment in which private capital has the information it needs to efficiently measure and price mortgage credit risk, thereby facilitating the shifting of this risk away from the government and back into the private sector. Although these efforts will take time, FHFA believes it is essential for private capital to play a critical role in the nation's system of housing finance.

During FY 2011, FHFA also pursued ways to improve the disposition of real estate owned (REO). In consultation with HUD and the U.S. Department of the Treasury, FHFA issued a Request for Information in August 2011, to solicit ideas for sales, joint ventures, and other strategies to augment and enhance REO disposition programs of the Enterprises and the Federal Housing Administration (FHA). The Request for Information will assist FHFA in its evaluation of alternatives to improve loss recoveries compared with individual retail REO sales; help stabilize neighborhoods and local home values; and, where feasible and appropriate, improve the supply of rental housing. Exploring new options for selling foreclosed properties will help expand access to affordable rental housing, promote private investment in local housing markets, and support neighborhood and home price stability.

FEDERAL HOME LOAN BANKS

FHFA carries out annual examinations of each FHLBank. These examinations typically involve six to eight weeks of on-site activity by a team of FHFA examiners and are augmented by off-site monitoring and analysis. For each FHLBank, FHFA designates an examiner-in-charge to manage the examination work and to incorporate off-site analyses into supervisory conclusions. The examiner-in-charge meets with the board of directors of the assigned FHLBank at least three times each year, including the presentation of examination findings and the follow-up to monitor remediation activities.

FHFA has closely monitored the FHLBanks' performance in meeting statutory obligations to support affordable housing and to service the debt of the Resolution Funding Corporation (REFCORP), issued from 1989 to 1991 to help defray the costs of failed savings and loan institutions during that era. During 2011, the FHLBanks satisfied their REFCORP obligations. At the same time, the FHLBanks, with FHFA approval, adopted amendments to their capital structure plans obligating them to set aside 20 percent of their earnings each year to build a restricted retained earnings account until such an account amounts to at least 1 percent of the FHLBank's share of the system's consolidated obligations.

During FY 2011, the Chicago and Seattle FHLBanks were subject to formal enforcement actions by FHFA. The Chicago FHLBank addressed certain requirements in a cease and desist order previously imposed by FHFA. On September 30, 2011, FHFA terminated Article I of the order, which had required the Chicago FHLBank to maintain a capital-to-asset ratio of 4.5 percent and capital stock plus subordinated debt of at least \$3.6 billion, effective as of the date the bank implements its capital structure plan.

The Seattle FHLBank consented to a new cease and desist order presented by FHFA. The board of directors stipulated to and the FHFA issued a consent order on October 25, 2010, to resolve outstanding capital and supervisory issues. The consent order prohibits the Seattle FHLBank from paying dividends and repurchasing or redeeming capital stock without prior FHFA approval. The consent order and associated agreements constitute the bank's capital restoration plan and fulfills a request to the Seattle FHLBank for a business plan with steps the bank would take to resume timely repurchases and redemptions of member capital stock and to refocus its business on advances that support housing finance and community development. (See the Performance Highlights section for more information on the status of these two FHLBanks.)

This report contains complete and reliable performance and financial data for FHFA, and, where appropriate, notes data limitations in connection with specific performance goals. Based on the agency's assessment of internal controls and compliance with Office of Management and Budget Circular A-123, I can provide reasonable assurance that the agency's risk management and internal control systems, taken as a whole, conform to the standards prescribed by the U.S. Government Accountability Office (GAO) and the Federal Manager's Financial Integrity Act. The details of FHFA's management assurances can be found on page 47 in the "Management's Discussion and Analysis" section of the report.

For the third consecutive year, FHFA received an unqualified (clean) opinion on its financial statements from GAO. FHFA met or exceeded 25 (86 percent) of its performance measures; it did not meet four (14 percent) measures, each due to external factors. (See the Performance Summary section on page 33 for details on the four measures that were not met.)

Because our nation continues to face turbulent housing and financial markets, FHFA devoted resources in FY 2011 to enhance its regulatory and supervisory oversight of Fannie Mae, Freddie Mac, and the 12 FHLBanks and their joint Office of Finance. FHFA's examination, supervision, and regulation of the 14 regulated entities and conservatorship of both Enterprises contributed to the provision of liquidity in the secondary housing markets in FY 2011 and will influence the future course of housing finance in this country.

In the coming year, FHFA will consider a number of alternatives to sharing risk, such as expanded use of mortgage insurance and securities structures that allow for private sector risk sharing.

Since placing the Enterprises into conservatorship, FHFA has evaluated the adequacy of their guarantee fees, increasing fees charged by the Enterprises and reducing cross-subsidization in credit pricing. In 2012, FHFA will continue to gradually increase guarantee fees as appropriate to better reflect risks and what would be anticipated in a private, competitive market. The agency will also consider a number of other changes to guarantee fee pricing that are consistent with private sector pricing discipline, while being mindful of the unique circumstances associated with conservatorship.

The Inspector General identified several challenges facing the agency and assessed our progress in addressing them. The need to enhance FHFA's capacity to regulate and oversee the housing GSEs was a common theme. FHFA had already taken steps to address some of these challenges in early FY 2011 by restructuring its examination program to establish examiners-in-charge at the two Enterprises, enhance examiner training, and promote a more systematic and risk-based approach to the deployment of examination resources. The changes should be fully implemented for the 2012 examinations cycle. The new structure improves the efficacy of FHFA examinations by integrating specialized examination resources as warranted and creating more consistent examination standards for the regulated entities. The structure also enhances FHFA's ability to contribute to substantive considerations of the future of housing finance by creating a dedicated housing mission and policy team, including housing policy, policy analysis and research, systemic risk and market surveillance, and financial and modeling analysis. FHFA increased the size of the staff by 66 positions in FY 2011 and has plans to hire approximately 100 additional positions in FY 2012. The agency will dedicate the necessary resources to enable it to regulate and oversee the housing GSEs.

The turmoil in housing and housing finance presents many challenges for FHFA. With this *Performance and Accountability Report*, FHFA shows how it has allocated its resources to stabilize the condition and performance of the housing GSEs; contributed to efforts to improve access to housing finance, particularly among households affected by recent reductions in home prices; and worked with the executive and legislative branches of the federal government to develop and improve foreclosure mitigation strategies to deal with economic weaknesses and find the right path for the future of the country's housing finance system.



Edward J. DeMarco
Acting Director
November 14, 2011

H

This report has five sections:

MANAGEMENT'S DISCUSSION AND ANALYSIS

This section is an overview of the entire *Performance and Accountability Report*. It briefly describes FHFA's mission and organization, performance highlights, management challenges, and key performance measures. It also gives a financial overview that includes a summary of the financial statement audit and management assurances, as well as management assurances of internal controls.

PERFORMANCE

This section identifies FHFA's strategic goals and describes and quantifies the fiscal year performance relative to the goals and measures set forth in the Annual Performance Plan.

FINANCIAL

This section includes FHFA's financial statements and the independent auditor's report.

OTHER ACCOMPANYING INFORMATION

This section includes performance goals and measures no longer reported, the Inspector General's primary management and performance challenges, and the Acting Director's response to the Inspector General.

APPENDIX

The appendix includes a glossary of abbreviations and acronyms used in the report, and an index of figures.

MANAGEMENT'S DISCUSSION AND ANALYSIS

Strategic Goals and Resource Management Strategy

Alignment of Resource Allocation with Strategic Goals

FHFA at a Glance

Organization

Performance Highlights by Strategic Goal

Management Challenges

FY 2011 Performance Summary

Overview of FHFA's Seven Key Performance Measures

FY 2011 Financial Summary

Statement of Assurance from the Acting Director

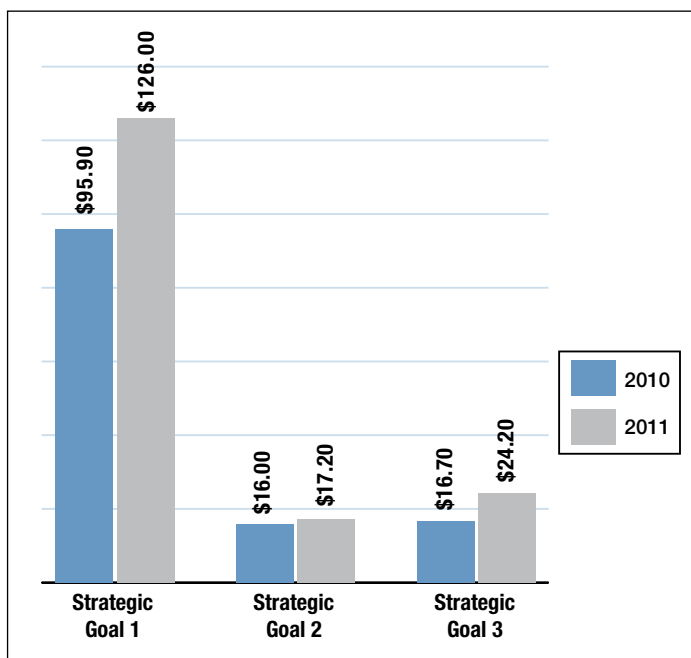
Strategic Goals and Resource Management Strategy

STRATEGIC GOAL 1 SAFETY AND SOUNDNESS	The housing government-sponsored enterprises (GSEs) — Fannie Mae, Freddie Mac, and the FHLBanks — operate in a safe and sound manner and comply with legal requirements
STRATEGIC GOAL 2 - HOUSING MISSION	The housing GSEs support a stable, liquid, and efficient mortgage market including sustainable homeownership and affordable housing
STRATEGIC GOAL 3 CONSERVATORSHIP	FHFA preserves and conserves the assets and property of the Enterprises, ensures focus on their housing mission, and facilitates their financial stability and emergence from conservatorship
RESOURCE MANAGEMENT STRATEGY	FHFA has the personnel, resources, and infrastructure to manage effectively and efficiently to achieve its mission and goals

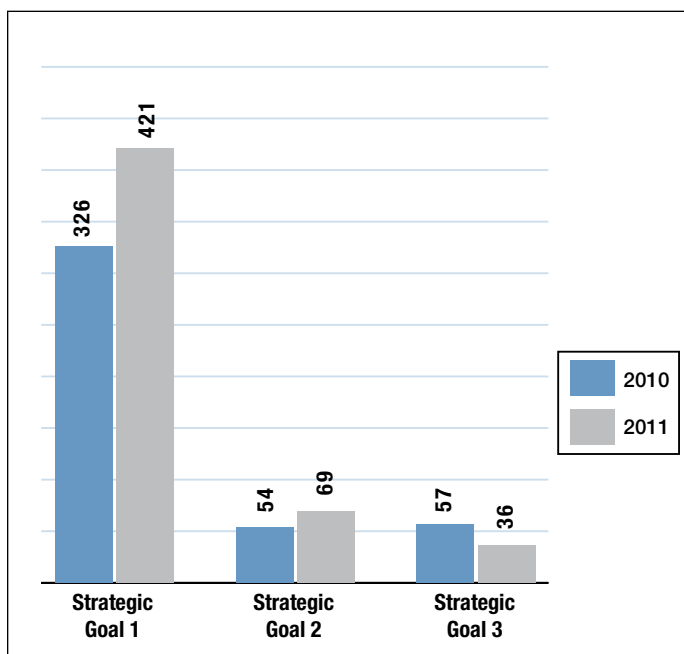
Alignment of Resource Allocation with Strategic Goals

In FY 2010, FHFA began tracking resource allocations and program costs according to strategic goals. Figure 1 illustrates the costs that FHFA expended during FYs 2010 - 2011 to accomplish its three strategic goals. Figure 2 shows the number of full-time equivalent employees working on each goal. Resources associated with the Resource Management Strategy were allocated across the strategic goals proportionately.

**Figure 1 • Actual Dollars
FYs 2010 and 2011 (in Millions)**



**Figure 2 • Actual Full-Time Equivalent
FYs 2010 and 2011**



Note: Full-time equivalent is the total number of hours worked (or to be worked) divided by the number of compensable hours applicable to each fiscal year.

FHFA at a Glance

HISTORY

The Housing and Economic Recovery Act of 2008 (HERA) merged the Office of Federal Housing Enterprise Oversight, the Federal Housing Finance Board, and certain staff from the Department of Housing and Urban Development (HUD) to create the Federal Housing Finance Agency (FHFA). FHFA is responsible for overseeing the financial safety and soundness and housing mission compliance of the housing government-sponsored enterprises (GSEs). The GSEs include Fannie Mae, Freddie Mac, the 12 FHLBanks and their joint Office of Finance.

FHFA participates in a number of interagency initiatives to improve the effectiveness of financial market oversight, including the Financial Stability Oversight Council (FSOC) and the Financial Stability Oversight Board. The FHFA Director is appointed by the President, subject to Senate approval. The Director represents the agency on the FSOC and chairs the Federal Housing Finance Oversight Board. Currently, FHFA is headed by Acting Director Edward J. DeMarco.

LEGISLATION

In accordance with the Federal Housing Enterprises Financial Safety and Soundness Act of 1992 as amended by HERA, FHFA was appointed conservator of Fannie Mae and Freddie Mac (the Enterprises) on September 6, 2008. Legislation authorizing conservatorship of the Enterprises and FHFA's regulatory powers for the FHLBanks is described below.

Federal Home Loan Bank Act

In 1932, the conditions in the housing sector and the closely related savings and loan industry were dire. President Herbert Hoover responded with the first federal regulation of the housing and savings and loan industry—the Federal Home Loan Bank Act.

The FHLBank System was created by the Act to support mortgage lending and related community investment.

The System is now composed of 12 FHLBanks, more than 8,000 member financial institutions, and the System's fiscal agent, the Office of Finance. Each FHLBank is a separate, government-chartered, member-owned corporation. The 12 FHLBanks are jointly and severable liable for system debt and obligations. The Act was amended by HERA, and the System is under the supervision of its mission and safety and soundness regulator, FHFA.

Safety and Soundness Act as amended by HERA

The Safety and Soundness Act, as amended by HERA, specifies two conservator powers, stating that the agency may "take such action as may be:

- (i) Necessary to put the regulated entity in a sound and solvent condition; and
- (ii) Appropriate to carry on the business of the regulated entity and preserve and conserve the assets and property of the regulated entity."

As conservator, FHFA holds authority over the management, boards, and shareholders of the Enterprises. However, the Enterprises continue to operate as business corporations. For example, they have chief executive officers and boards of directors, and must follow the laws and regulations governing financial disclosure, including requirements of the Securities Exchange Commission. Like other corporate executives, the Enterprises' executive officers have legal responsibility to use sound and prudent business judgment in their stewardship of their companies.

While FHFA has very broad authority, the focus of the conservatorships is not to manage every aspect of the Enterprises' operations. Instead, FHFA reconstituted the boards of directors and charged them with ensuring that normal corporate governance practices and procedures are in place. The boards are responsible for carrying out normal board functions, but they are subject to FHFA review and approval on critical matters. This division of responsibilities represents the most efficient structure for carrying out FHFA's responsibilities as conservator.

FHFA is working with management to determine the strategic direction for each of the Enterprises. To fulfill its obligations as conservator, the agency has final decision-making authority in areas that have significant effects on operational, market, or credit risk; major accounting determinations, including policy changes, significant mergers or acquisitions; and any other matters FHFA believes are strategic or crucial to the Enterprises.

Emergency Economic Stabilization Act of 2008

FHFA also operates under a statutory mandate in the Emergency Economic Stabilization Act of 2008. This legislation established the Troubled Asset Relief Program (TARP) to maximize assistance for homeowners and minimize foreclosures. That mandate specified loan modifications and tenant protections, and established a monthly reporting requirement for FHFA.

2011 PROFILE

- During each calendar year (CY), FHFA completes reports of examination for Fannie Mae, Freddie Mac, each of the 12 FHLBanks, and the Office of Finance, and presents these reports of examination to the respective boards of directors. The scheduling of examination fieldwork and the reviews of the reports of examination may vary from year to year.
- FHFA restructured its examination and policy staff in FY 2011 to enhance consistency and collaboration in the examination and supervision of the FHLBanks and the Enterprises and to consolidate principal policy, research, and analysis functions into the Division of Housing Mission and Goals. Certain key positions were filled throughout FY 2011; the new structure should be fully operational for the next examination cycle.

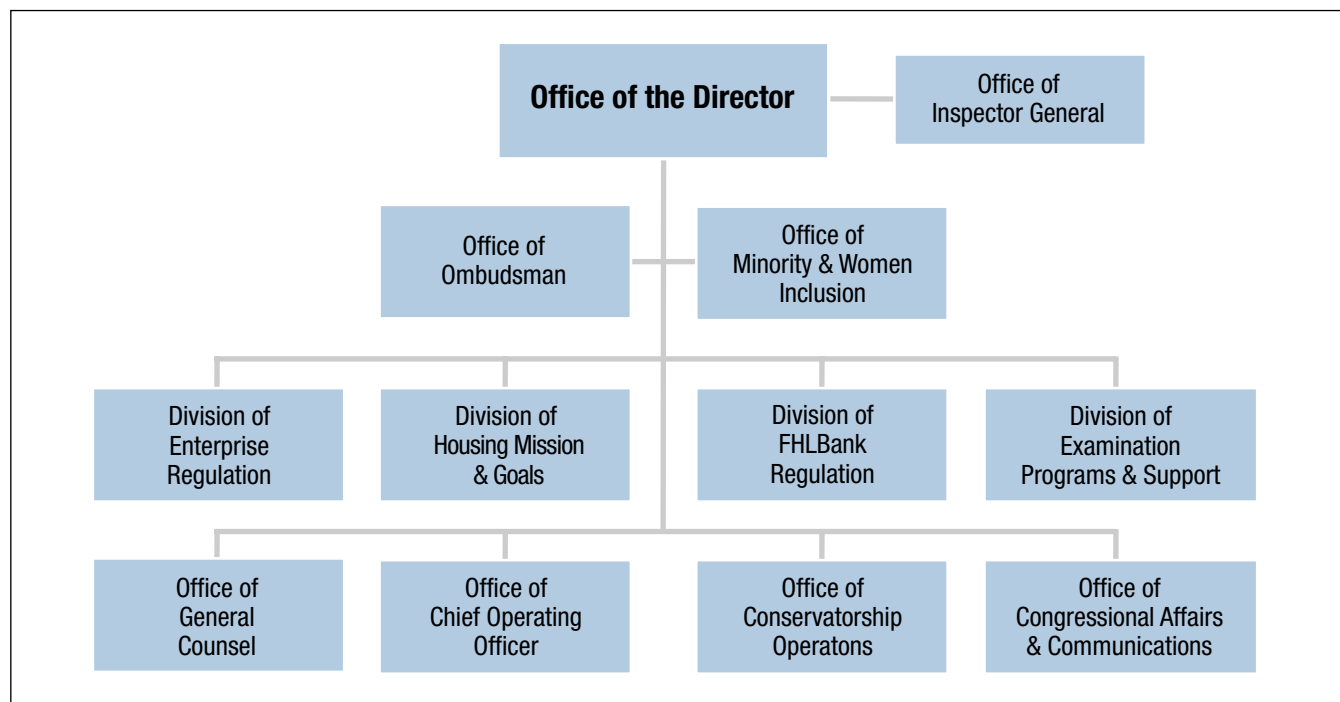
- To consolidate its entire Washington, D.C.-based staff under one roof, FHFA has signed a lease for a new headquarters building. Currently, FHFA personnel are housed in three separate buildings. Build-out of the new office space began in FY 2011 and will be completed in FY 2012. FHFA plans to move to the new headquarters in January 2012.
- The Office of Congressional Affairs and Communications handled 229 congressional inquiries, 1,602 nonconsumer general public inquiries, and 1,200 consumer inquiries in FY 2011.
- FHFA had 453 employees in FY 2010 and 519 employees at the end of FY 2011. In FY 2012, the agency is budgeted to fill approximately 100 additional positions.
- FHFA's budget for FY 2011 was \$176.4 million (excluding the OIG); the FY 2010 budget was \$149.7 million.

**FHFA Employees
(By Specialized Areas)**

	2011		2012
	Budgeted	Year End	Budgeted
Examinations	284	241	292
Other Mission	47	110	129
Office of the Director	23	23	30
Legal	38	39	42
Information Technology	50	47	55
Infrastructure*	106	59	72
TOTALS	548	519	620

* Includes 45 positions that were allocated after the planned reorganization of the mission areas.

Figure 3 • FHFA Principal Organization Units



Organization

FHFA is an independent government agency with a workforce that includes highly skilled examiners, economists, financial and policy analysts, attorneys, and subject matter experts in banking, technology, accounting, and legal matters. In FY 2011, FHFA restructured its examination, examination policy, and housing and regulatory policy functions to enhance the efficiency and effectiveness of its supervision of the regulated entities and improve coordination and consistency in examination and policy functions throughout the agency (see Figure 3).

The organizational changes allow FHFA to carry out a financial institution supervision program that is more uniform and consistent across the 14 regulated entities. The changes include the establishment of a Division of Examination Programs and Support to provide services (including specialized risk assessments) to the core examination and supervision teams in the Division of Enterprise Regulation and the Division of Federal Home Loan Bank Regulation. The expanded Division of Housing Mission and Goals focuses on regulatory policy matters involving the supervision of the regulated entities, the Enterprise conservatorships, loss mitigation activities and foreclosure

alternatives, public reporting on the activities of FHFA's regulated entities, affordable housing, the state of the secondary mortgage market, and activities required by statutory changes, including HERA and the Dodd-Frank Wall Street Reform and Consumer Protection Act of 2010.

These changes allow FHFA to build on the strengths of examination programs for both the Enterprises and the FHLBanks by integrating examination resources and standards. The changes place the agency in a better position to monitor safety and soundness at each regulated entity and to provide critical support to FSOC, Congress, and the Administration on matters involving the country's housing finance system and possible changes to that system.

The **Office of Inspector General (OIG)** is responsible for conducting independent and objective audits, evaluations, and investigations to help FHFA fulfill its mission; keeping the FHFA Director, Congress, and the American public up-to-date and fully informed about problems and deficiencies relating to FHFA programs and operations; and working collaboratively with FHFA staff and program participants to ensure the success of the agency's program goals. OIG was established by HERA and commenced operation in October 2010.

The **Office of Ombudsman** is responsible for considering complaints and appeals from any regulated entity, the Office of Finance, or any person who has a business relationship with a regulated entity or the Office of Finance concerning any matter relating to FHFA's regulation and supervision of that entity or the Office of Finance. Neither FHFA nor any of its employees may retaliate against a regulated entity, the Office of Finance, or a person for submitting a complaint or appeal to the ombudsman. The office was created by regulation under HERA and commenced operation in March 2011.

The **Office of Minority and Women Inclusion (OMWI)** is responsible for all matters of diversity in employment, management, and business activities at FHFA. OMWI ensures that FHFA is in compliance with Equal Employment Opportunity and protects against illegal work place discrimination. OMWI ensures that minorities, women, service-disabled veterans, and persons with disabilities are fully included in any and all job and business opportunities created as a part of the federal government's efforts to reform and strengthen the banking system and the financial services industry.

The **Division of Enterprise Regulation** is responsible for supervising the Enterprises to promote their safe and sound operation. The division oversees and directs all Enterprise examination activities, develops examination findings, and prepares the sections of the *Annual Report to Congress* that describes the condition and performance of each Enterprise. By means of annual examinations and a continuous on-site presence, the division monitors and assesses the amount of risk the Enterprise assume, the quality of risk management, and compliance with regulations.

The **Division of Housing Mission and Goals** is responsible for FHFA policy development and analysis, oversight of housing and regulatory policy, and oversight of the mission and goals of the Enterprises, and the housing finance and community and economic development mission of the FHLBanks. In support of FHFA's mission and the Director's responsibilities as a member of the Federal Housing Finance Oversight Board, the Financial Stability Oversight Board, and FSOC, the division also oversees

and coordinates FHFA activities that involve data analysis, market surveillance, systemic risk monitoring, and analysis affecting housing finance and financial markets.

The **Division of FHLBank Regulation** is responsible for supervising the FHLBanks and the Office of Finance to promote their safe and sound operation. The division oversees and directs all FHLBank examination activities, develops examination findings, prepares reports of examination, and prepares portions of the annual report to Congress on the condition and performance of the FHLBanks. The division monitors and assesses the financial condition and performance of the FHLBanks and the Office of Finance and tests their compliance with regulations and the quality of their risk management through annual on-site examinations, periodic visits, and ongoing off-site monitoring and analysis.

The **Division of Examination Programs and Support** is responsible for supporting FHFA examination activities across all its regulated entities and for developing and maintaining a consistent examination program that is applied by all supervision offices. The division develops examination policy and provides management oversight and support for the risk area exam teams (credit, market, operational risk, and risk modeling) and the Office of the Chief Accountant. The division also has lead responsibility for examiner training, including development of an examiner accreditation program for FHFA examiners.

The **Office of the General Counsel** advises and supports the Director and FHFA staff on legal matters related to the functions, activities, and operations of FHFA and the regulated entities; it supports supervision functions, regulations writing, and enforcement actions, when warranted. The office also manages the Freedom of Information and Privacy Act programs. The ethics official advises, counsels, and trains FHFA employees on ethical standards and conflicts of interest, and manages the agency's financial disclosure program.

The **Office of Chief Operating Officer** oversees the agency's day-to-day operations, including facilities management, contingency planning, continuity of operations, financial and strategic planning and budgeting, hiring and human resources management, information technol-

ogy, quality assurance, internal and external communications, and coordination with the FHFA Office of Inspector General. This office is responsible for overseeing the agency's relocation to new office space in 2012. The office leads preparation of reports on strategic planning and accountability, and develops recommendations for long-term improvements in agency operations.

The **Office of Conservatorship Operations** assists the FHFA Acting Director, as conservator, in preserving and conserving Fannie Mae's and Freddie Mac's assets and property. The office ensures that the Enterprises focus on their mission—providing stability, liquidity, and affordability to the housing market.

The **Office of Congressional Affairs and Communications** is the liaison and coordinator of all communications between Congress and FHFA, and is responsible for coordinating contact and communication with all external parties, including the public, media, trade associations and other regulators. The office coordinates legislative analysis within the agency, conducts outreach to congressional offices on legislative matters, and monitors legislative activity; it coordinates some FHFA activities with arms of Congress such as the Congressional Budget Office and the Government Accountability Office; and it coordinates the communications activities of Fannie Mae and Freddie Mac while they are under conservatorship. The office also coordinates with internal offices to draft, edit, and produce the *Annual Report to Congress* and other agency publications; produces the House Price Index (HPI) report in conjunction with the Office of Policy Analysis and Research and handles HPI-related media and public inquiries; and maintains FHFA's website and intranet.

The Housing Government-Sponsored Enterprises

FANNIE MAE AND FREDDIE MAC

In the primary mortgage market, financial institutions make mortgage loans directly to homebuyers. This process begins when a potential homeowner or borrower applies for a mortgage loan from a lender. Once the loan is origi-

nated, the lender either holds the loan in its own portfolio or sells it.

Mortgage-backed securities (MBS) are traded in the secondary mortgage market. Fannie Mae and Freddie Mac (the Enterprises) acquire mortgages and issue MBS in the secondary market (see Figure 4).

Since 2008, the Enterprises have operated under conservatorship. The FHFA Director is the conservator, aided by the FHFA Office of Conservatorship Operations. The Department of the Treasury support the Enterprises through preferred stock purchase agreements established when the Enterprises entered conservatorship; they are designed to ensure that each Enterprise maintains a positive net worth. The stock purchase agreements require a 10 percent reduction in the Enterprises' retained portfolios each year. At the inception of the conservatorships, FHFA made clear that the Enterprises would continue to be responsible for normal business activities and day-to-day operations. FHFA exercise oversight as safety and soundness regulator while serving a more active role as conservator.

Although FHFA has very broad authority, the focus of the conservatorships is not to manage each aspect of the Enterprises' daily operations. Instead, FHFA reconstituted the boards of directors at each Enterprise and charged the boards with ensuring that normal corporate governance practices and procedures are in place. The boards are responsible for carrying out normal board functions, subject to FHFA review and approval on critical matters. To manage the work of overseeing the Enterprises' conservatorships and to assist the FHFA Director, FHFA created the Office of Conservatorship Operations in 2008.

FEDERAL HOME LOAN BANKS

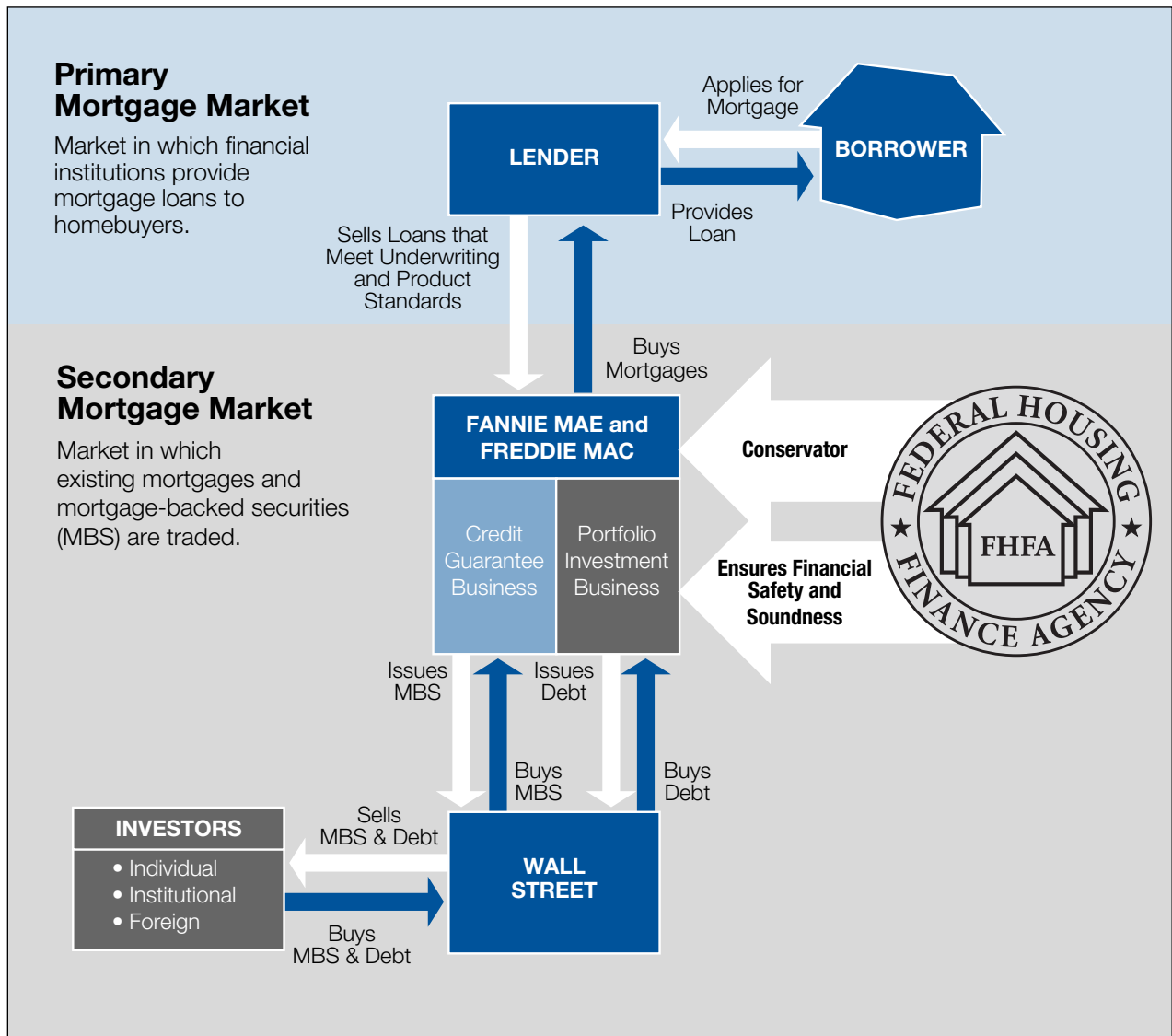
The FHLBanks were created by Congress in 1932. The System includes 12 district banks, each serving a designated geographic area of the United States, and the Office of Finance, which issues consolidated obligations to fund the banks. The FHLBanks are member-owned cooperatives; they provide a reliable source of liquidity to member financial institutions that demonstrate a commitment to housing finance. FHLBanks make loans, known as advances, to member institutions and housing associates,

such as state housing agencies. Those loans are underwritten on the basis of the borrower’s ability to repay and are collateralized by whole mortgage loans, securities, and other real estate related collateral. Advances are the largest category of FHLBank assets. By providing advances and other credit-related products to their members, FHLBanks increase the availability of credit for residential mortgages.

The FHLBanks offer members certain other services as well, such as letters of credit, lines of credit, correspondent banking (which includes security safekeeping, wire transfers, and settlements), cash management, and deriva-

tive intermediation. Some FHLBanks have an acquired member assets program to purchase mortgages from their members. The volume of loan purchases is low relative to advances, and acquired member assets balances have generally declined over the past five to seven years. The FHLBanks also offer their members several housing and community investment programs, such as the Affordable Housing Program, under which a member receives a subsidy from an FHLBank that is used, typically in conjunction with an affordable housing sponsor, for the purchase, construction, or rehabilitation of housing for low- and moderate-income households. Support is provided under

Figure 4 • FHFA Oversight and Conservatorship Roles – Fannie Mae and Freddie Mac



the Affordable Housing Program for both multifamily rental properties and single-family home ownership projects.

The FHLBanks fund their operations mainly through the sale of debt instruments known as consolidated obligations; these are joint and several obligations sold to the public through the Office of Finance. Consolidated obligations are not obligations of the United States, and the U.S. government does not explicitly guarantee them.

As a condition of membership in an FHLBank or to obtain an advance, an institution purchases capital stock

in that bank. Only member institutions can purchase the capital stock in an FHLBank, and, with the exception of certain housing associates, only member institutions can borrow from an FHLBank. Membership is limited to regulated depository institutions (banks, thrifts, and credit unions), insurance companies, and community development financial institutions engaged in residential housing finance (see Figure 5). Each FHLBank district comprises whole contiguous states, including the District of Columbia and U.S. territories; the districts range in size from two to nine states (see Figure 6).

Figure 5 • FHFA Oversight Role – FHLBanks

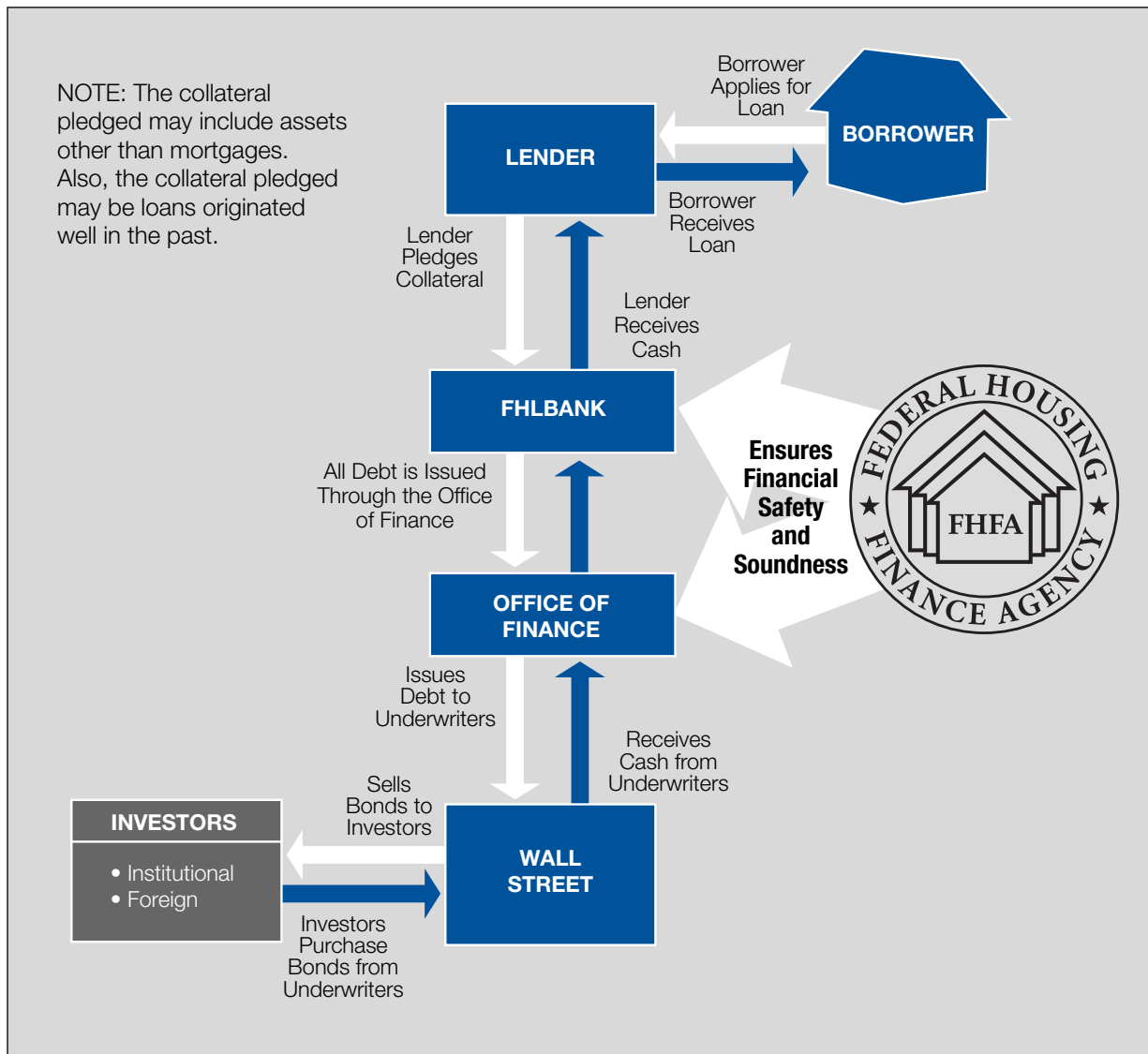
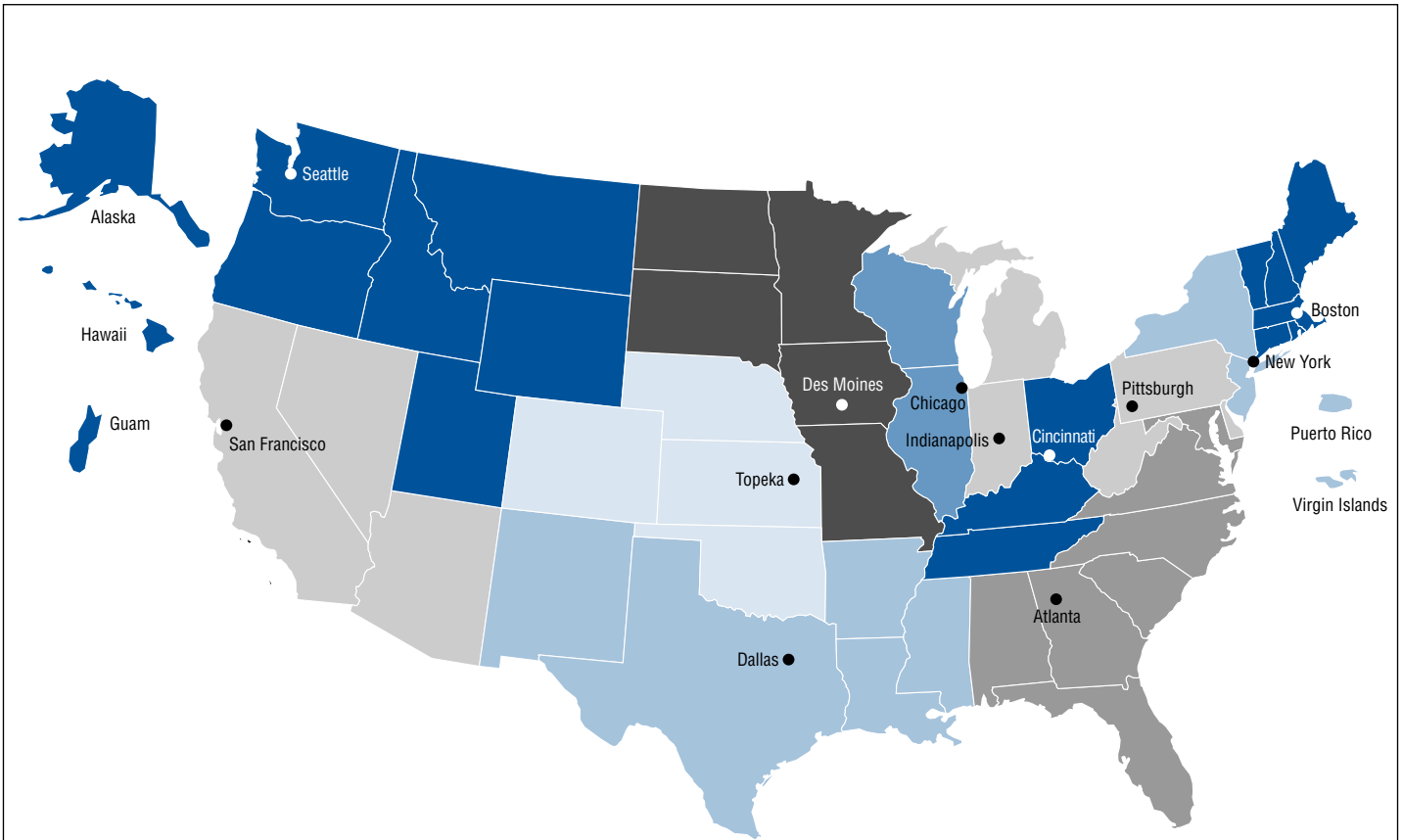


Figure 6 • Federal Home Loan Bank Districts



Atlanta	Alabama, District of Columbia, Florida, Georgia, Maryland, North Carolina, South Carolina, Virginia
Boston	Connecticut, Maine, Massachusetts, New Hampshire, Rhode Island, Vermont
Chicago	Illinois, Wisconsin
Cincinnati	Kentucky, Ohio, Tennessee
Dallas	Arkansas, Louisiana, Mississippi, New Mexico, Texas
Des Moines	Iowa, Minnesota, Missouri, North Dakota, South Dakota
Indianapolis	Indiana, Michigan
New York	New Jersey, New York, Puerto Rico, Virgin Islands
Pittsburgh	Delaware, Pennsylvania, West Virginia
San Francisco	Arizona, California, Nevada
Seattle	Alaska, Guam, Hawaii, Idaho, Montana, Oregon, Utah, Washington, Wyoming
Topeka	Colorado, Kansas, Nebraska, Oklahoma

Performance Highlights by Strategic Goal

STRATEGIC GOAL 1

The housing government-sponsored enterprises (GSEs) operate in a safe and sound manner and comply with legal requirements

Safety and Soundness Examinations

On-site safety and soundness examinations are the primary tool used to assess the financial condition, performance and operations of the regulated entities. During FY 2011, FHFA completed safety and soundness examinations of each regulated entity and delivered a report of examination to each entity's board of directors. The report of examination contains the agency's examination findings, a composite rating for the regulated entity, and component ratings for principal areas of risk and risk management, and highlights issues that require the board's attention.

On-site examinations are supported by off-site monitoring and analysis conducted by FHFA financial analysts, economists, and accountants. These analyses complement the on-site examinations through simultaneous structured analyses across a group of entities, which help identify trends across multiple institutions or anomalies in the activities of one relative to the others. Off-site monitoring and analysis help set the scope of examinations and assessments of the entities' safety and soundness.

In FY 2011, FHFA began restructuring its examination divisions to unify and standardize its supervisory approach. The restructuring will result in a unified supervision program with guidelines, examination standards, and a common rating system; this will establish a common language to describe the risk and condition of the GSEs. FHFA also expanded its efforts to attract and hire additional supervision staff to increase examination resources.

Restructuring FHFA Safety and Soundness and Mission Offices

During FY 2011, FHFA announced a restructuring of the agency's safety and soundness and mission offices, including the establishment of an integrated supervision structure and a revamped housing mission and policy division.

Changes in the supervision program structure were designed to promote greater uniformity and consistency in the examinations of Fannie Mae, Freddie Mac, and the FHLBanks. The new housing mission team is focused on policy matters involving the Enterprise conservatorships, including loss mitigation activities, public reporting on the activities of FHFA's regulated entities, affordable housing, the state of the secondary mortgage market, and activities related to the Dodd-Frank Act.

With these changes, FHFA is building on the strengths of its examination programs by integrating resources and standards. The integration and realignment of FHFA's supervision and examination resources including core teams headed by examiners-in-charge for the two Enterprises, specialized risk teams for the Enterprises and the FHLBanks, and a dedicated housing mission and policy team will enhance FHFA's consistency in monitoring safety and soundness at each regulated entity and will enable the agency to deploy examiners to areas of greatest need. The changes will also provide critical policy, research, and analytical support to FSOC, the Federal Housing Finance Oversight Board, Congress, and the Administration on matters involving the country's housing finance system.



Acting Director Edward J. DeMarco addresses FHFA's full staff at an "all hands" meeting held in April.

The new structure is designed to improve the efficiency and effectiveness of operations agency-wide and to ensure a clear alignment of the agency's supervisory and housing mission and its policy responsibilities. HERA requires FHFA to have two statutorily designated supervision positions: the Deputy Director of the Division of Federal Home Loan Bank Regulation and the Deputy Director of the Division of Enterprise Regulation as well as a Deputy Director for Housing Mission and Goals. The restructuring adds another supervisory position: Deputy Director for Examination Programs and Support. The Supervision Committee (composed of the four deputy directors) will coordinate and monitor implementation of FHFA's annual examination programs and mission oversight.

FHFA has also enhanced its quality assurance programs for examination and supervision of the Enterprises and FHLBanks. The restructuring created an integrated Office of Quality Assurance that reports directly to the chief operating officer. This office will provide independent, internal review of the supervision offices' activities to ensure compliance with FHFA's examination standards and work plans.

Creation of the Office of Ombudsman

FHFA's Office of Ombudsman, created by regulation pursuant to requirements in HERA, commenced operation in March 2011. The office ensures that complaints and

appeals are considered in a fair and timely manner; conducts independent inquiries and acts as a neutral facilitator or mediator to help resolve complaints and appeals; and submits findings of fact and recommendations to the FHFA Director on complaints and appeals that have not been resolved through facilitation or mediation.

During FY 2011, the Office of Ombudsman received 132 complaints, of which 106 were individual consumer complaints referred to the Office of Congressional Affairs and Communications. Five alleged fraud were referred to the Inspector General. Eleven were against institutions not regulated by FHFA; they were referred to the appropriate federal regulators of those institutions, such as the U.S. Office of the Comptroller of the Currency (OCC) and the Federal Deposit Insurance Corporation (FDIC). Of the 10 remaining complaints, 6 are under review by the ombudsman and 4 have been closed out.

Resolution Funding Corporation Obligations Completed

In August 2011, FHFA certified that the FHLBanks had satisfied their obligation to make payments related to the Resolution Funding Corporation (REFCORP). The FHLBanks were paying 20 percent of their net earnings to REFCORP for bonds issued from 1989 to 1991 to help pay for the costs associated with an earlier resolution of failures of savings and loan institutions.

RESTRICTED RETAINED EARNINGS ACCOUNT

The July 2011 payment to REFCORP successfully completed the FHLBanks' statutorily required payments ahead of the original schedule. The completion of these payments prompted the FHLBanks to amend their capital structure plans pursuant to a joint capital enhancement agreement announced at the end of February. The purpose of this agreement is to strengthen the capital position of the FHLBanks by reallocating income to build restricted retained earnings at each FHLBank.

Under the agreement, each FHLBank will allocate 20 percent of its net quarterly income (approximately equal to the previous REFCORP obligation) to a separate restricted retained earnings account. Each FHLBank will build a

separate restricted retained earnings account in this fashion until that account equals 1 percent of the outstanding consolidated obligations for which it is the primary obligor. The banks may not pay dividends out of these special accounts until the accounts reach a specified level.

FHFA approved each of the FHLBanks' modified capital plans, allowing them to implement the provisions of the agreement. These capital plans should enhance the banks' capital by building retained earnings which will, in turn, enhance the safety and soundness of the individual banks and of the FHLBank system.

Supervisory Enforcement Actions

During FY 2011, two FHLBanks were subject to formal enforcement actions. The Chicago FHLBank addressed certain requirements in a cease and desist order previously imposed by FHFA. The FHLBank of Seattle agreed to a new consent order. FHFA's actions with regard to these orders are described below.

FHLBANK OF CHICAGO C&D ORDER

On September 23, 2010, the Chicago FHLBank submitted a proposed market risk management and hedging framework, the *Income and Market Value Risk Framework: Income Guidelines and Market Value Limits and Guidelines*. FHFA did not object to the bank's implementing this proposed framework. FHFA's non-objection satisfied Article III – the final article that required affirmative action by the bank – of the October 10, 2007, consent order.

The Chicago FHLBank must satisfy the remaining outstanding operating articles until FHFA terminates the order. These include complying with Article II, which prohibits the bank from repurchasing or redeeming capital stock and Article V, which prohibits the bank from declaring or paying dividends without prior written approval. On September 30, 2011, FHFA terminated Article I of the order, which had required the bank to maintain (1) a capital-to-asset ratio of 4.5 percent, and (2) capital stock plus subordinated debt of at least \$3.6 billion, effective as of the date the bank implements its capital structure plan on January 1, 2012. The bank previously satisfied Article III, as noted above, and Article IV by submitting a capital structure plan within 120 days of the effective date of the order.



Acting Deputy Director Steve Cross talks to members of FHLBank advisory councils from around the country who attended an FHFA outreach conference in December 2010.

FHLBANK OF SEATTLE CONSENT ORDER

The Seattle FHLBank has been classified as undercapitalized since March 31, 2009, based on FHFA rules subpart A of part 1229 Capital Classifications and Prompt Corrective Action and under authority of section 1364(c)(1)(A) of the Safety and Soundness Act of 1992. The Seattle FHLBank board of directors stipulated to and FHFA issued a consent order on October 25, 2010, to resolve outstanding capital and supervisory issues. The order prohibits the bank from paying dividends and repurchasing or redeeming capital stock without prior FHFA approval. It requires the bank to develop plans to mitigate risk posed by its devalued private-label MBS portfolio; increase advances as a percentage of bank assets; improve collateral risk management; equitably repurchase capital stock; revise its compensation practices; and remediate examination findings.

The consent order also prohibits the Seattle FHLBank from purchasing loans under its acquired member asset program and requires the bank to meet time-tables and requirements mandated by FHFA. The consent order requires the bank to meet timetables and requirements mandated by FHFA. The consent order and associated supervisory mandates constitute the bank's capital restoration plan and fulfill FHFA's April 19, 2010, requirement (imposed pursuant to the prompt corrective action rule) that the bank develop a plan acceptable to FHFA. The requirement called for a business plan with steps the bank

would take to resume timely repurchases and redemptions of member capital stock and to refocus its business on advances that support housing finance and community development. FHFA staff closely monitors and evaluates the Seattle FHLBank's progress under the plan.

Credit Characteristics of the Enterprises' New Single-Family Business

The credit quality of new single-family business remained high during FY 2011, after changes in underwriting required by FHFA as conservator. Enterprise purchases of non-traditional and higher risk mortgages were very low during the period, and the average Fair Isaac Corporation (FICO) credit score remained high compared with the preconservatorship period. For example, average FICOs for new business in the first half of CY 2011 were 760 at Fannie Mae and 753 at Freddie Mac; this compares favorably with average scores in CY 2007 of 716 and 718 respectively.

The percentage of new business with loan-to-value ratios greater than 90 percent increased to 9 percent in the first half of CY 2011, from 7 percent in CY 2010. Much of this increase can be attributed to refinance activity, including refinancing of loans with loan-to-value ratios above 100 percent as part of the Home Affordable Refinance Program (HARP).

For details on the credit characteristics of the Enterprises' new single-family business, see FHFA's *Conservator's Report on the Enterprises' Financial Performance*.

Refinement to Executive Incentive-based Compensation

During FY 2011, FHFA reviewed and provided feedback to the 12 FHLBanks on their 2011 incentive compensation plans and payouts on the 2010 plans. Consistent with Advisory Bulletin 2009-AB-02, Principles for Executive Compensation at the Federal Home Loan Banks and the Office of Finance, and FHFA feedback on earlier ICPs,

many FHLBanks have made significant improvements to their incentive compensation plans. These include the following:

- Increased percentage of incentive-based compensation that is deferred and contingent on performance over several years.
- Eliminated performance measures tied directly to dividend payment.
- Reduced weight and refined performance measures related to income and profitability.
- Increased weight on performance measures related to risk management and mitigation.
- Increased use of outcome-oriented performance measures.
- Increased use of target performance levels that reflect a reasonable assessment of the entity's financial condition and prospects.
- Design and implementation of separate incentive compensation structure for staff engaged in risk management and compliance and audit functions.
- Explicitly stated requirements for "clawback" or reduction in incentive compensation.

HERA requires FHFA to ensure that compensation at the regulated entities is reasonable and comparable to compensation for employment in similar businesses involving similar duties and responsibilities. In response to FHFA feedback in 2011, the boards of directors at two FHLBanks lowered incentive-based payouts for their executives. FHFA feedback also resulted in the board of directors at another FHLBank lowering potential incentive awards for their executives.

STRATEGIC GOAL 2

The housing GSEs support a stable, liquid, and efficient mortgage market including sustainable homeownership and affordable housing

Loss Mitigation Efforts

Reducing the Enterprises' losses through foreclosure prevention activities has been an important priority for FHFA. Foreclosure prevention activities include home retention programs and foreclosure alternatives that allow borrowers a graceful exit when they cannot or do not want to remain in the home. Foreclosure prevention activities are intended to reduce the Enterprises' losses resulting from borrower defaults and minimize the effect of foreclosures on borrowers, communities, and neighborhoods. Since the first full quarter in conservatorship, the combined completed foreclosure prevention actions totaled nearly 1.9 million for the Enterprises as of August 2011.

Home retention programs aimed at helping borrowers stay in their homes include workout activities such as loan modifications, repayment plans, and forbearance plans. During FY 2011, the majority of foreclosure prevention activities focused on home retention solutions. As of August 2011, loan modifications total 345,888; repayment plans, 171,898; and forbearance plans, 35,475.

Foreclosure prevention activities offer alternatives such as short sales and deeds in lieu of foreclosure. A short sale involves the sale of a mortgaged property at a price that nets less than the amount due on the mortgage. A deed in lieu of foreclosure involves a loan for which the borrower voluntarily conveys the property to the lender to avoid a foreclosure proceeding. During FY 2011, the number of short sales was 99,344, and deeds in lieu of foreclosure were 8,038 as of August 2011.

FHFA has required the Enterprises to pursue the Home Affordable Modification Program (HAMP), designed to help homeowners avoid foreclosures by modifying loans to a level that is affordable now and sustainable over the long term. If HAMP modifications are not available, proprietary loan modifications that reduce interest rates, extend mortgage terms, and provide for principal forbear-

ance to help borrowers who are having difficulty affording mortgage payments, can be an option.

HARP is another home retention program. HARP focuses on mortgages that Fannie Mae and Freddie Mac already hold in their portfolios or guarantee through their MBS; it provides unique flexibilities around the level of credit enhancement required on loans with loan-to-values greater than 80 percent. Borrowers who are current on their mortgages can refinance into a lower mortgage payment or a more sustainable mortgage without requiring additional credit enhancement (generally private mortgage insurance) to refinance. Without these credit enhancement flexibilities, borrowers whose home equity has declined and who have current loan-to-value in excess of 80 percent would be unable to refinance. In March 2011, FHFA extended HARP from June 2011 to June 2012.

FHFA is carefully reviewing the mechanics of the program to identify possible enhancements that would reduce barriers for borrowers already eligible to refinance using HARP. Loan-level price adjustments, representations and warranties, and valuation requirements are being considered.

Since HARP's inception, the Enterprises had completed approximately 1.6 million streamlined refinances outside of HARP and 6 million standard "rate and term" refinances as of August 2011. These efforts represent loss mitigation efforts consistent with the goals of the conservatorships and with helping families retain their homes. As of August 2011, the number of HARP refinances since inception was 893,755.

FHFA Contributions to Dodd-Frank Act Implementation

The Dodd-Frank Wall Street Reform and Consumer Protection Act of 2010 requires changes that, among other things, affect the oversight and supervision of financial institutions. The Act does not directly address broader

issues associated with housing finance reform, such as the future role of Fannie Mae and Freddie Mac. However, key provisions affect Fannie Mae, Freddie Mac, the FHLBanks and FHFA's oversight functions; and the structure and workings of mortgage finance and securitization. Others add to the agency's responsibilities in other areas.

One set of activities associated with implementing the Dodd-Frank Act involves the Financial Stability Oversight Council. The Act created FSOC to provide coordinated oversight of the U.S. financial system. The council is

Financial Stability Oversight Council

The Financial Stability Oversight Council (FSOC) is chaired by the Secretary of the Treasury, and includes 10 voting members at the forefront of financial regulation. Voting members include leaders from the following organizations:

- U.S. Department of Treasury,
- Federal Housing Finance Agency,
- Federal Reserve Board,
- Office of the Comptroller of the Currency,
- Federal Deposit Insurance Corporation,
- National Credit Union Association,
- Securities and Exchange Commission,
- U.S. Commodity Futures Trading Commission,
- Consumer Financial Protection Bureau,
- An independent, presidentially appointed member with expertise in insurance.

The FSOC also includes five non-voting members: the Director of the Office of Financial Research, Director of the Federal Insurance Office, a state banking supervisor, a state securities commissioner, and a state insurance commissioner.

chaired by the Secretary of the Treasury and includes the nation's top financial regulators including the FHFA Director. As a voting member of this key interagency regulatory and coordinating body, the FHFA Director ensures the agency's important role in discussions involving the workings of, and risk to, the U.S. financial system. FSOC is organized under a committee structure and FHFA participates on all the committees.

In FY 2011, FHFA created the Office of Systemic Risk and Market Surveillance to help the FHFA Director carry out ongoing FSOC responsibilities. FHFA's support to FSOC during FY 2011 included the following:

- Assisting with the completion of FSOC's first annual report;
- Analyzing emerging threats to financial institutions and markets;
- Issuing proposed rules and further consideration of the process for designating systemically important nonbank financial companies;
- Issuing final rules on designating systemically important financial market utilities;
- Consulting on forthcoming heightened prudential standards;
- Consulting on FDIC and Federal Reserve Board orderly liquidation rules; and
- Participating in the completion of FSOC studies on the Volcker Rule, concentration limits, and secured creditor haircuts.¹

The Dodd-Frank Act required a number of agencies, including FHFA, to establish an Office of Minority and Women Inclusion (OMWI) that, is responsible for all agency matters related to diversity in management, employment and business activities, including contracting. FHFA established its OMWI in February 2011. The implementation of the Dodd-Frank Act has brought about many challenges for FHFA over the past year. However, it has also provided FHFA with a direct opportunity to participate in many important policy issues that will shape the future of financial regulation and has further

¹ In financial terms, a haircut is a discount of a percentage of the par value of a financial asset used as collateral or a discount on the value that the creditor would receive on resolution of the institution.

integrated the work of FHFA with that of the other federal financial regulators.

Joint Studies and Relationships

FHFA has participated in the many joint studies, joint rulemakings, and consultations required by the Dodd-Frank Act, including several that resulted from FHFA's role as a voting member of FSOC. In addition, FHFA has participated in joint studies focused on housing finance reform and efforts to resolve continuing market distress generated by the financial crisis. During FY 2011, FHFA participated in major studies mandated by the Dodd-Frank Act and coordinated and published by FSOC. As a voting member of FSOC, FHFA provided staff to participate in drafting and evaluating each of these studies. In addition, FHFA participated in the preparation of FSOC's 2011 annual report.

Section 619 of the Dodd-Frank Act mandated a study on the 'Volcker Rule,' which restricts the activities of federally insured financial firms with respect to proprietary trading and ownership of hedge funds or private equity funds. Those prohibitions are intended to reduce conflicts of interest, exposure to high-risk assets or high-risk trading strategies, and threats to the safety and soundness of individual banking entities or the financial stability of the United States. The study includes 10 recommendations to the banking agencies for full implementation of the Volcker Rule.

Section 622 of the Dodd-Frank Act establishes a concentration limit that generally prohibits a financial company from merging or consolidating with or acquiring another company if the resulting company's consolidated liabilities would exceed 10 percent of the aggregate consolidated liabilities of all financial companies at the end of the calendar year preceding the transaction. The study highlights FSOC's consensus that the concentration limit will reduce the risk to U.S. financial stability created by increased concentration arising from mergers, consolidations, and acquisitions involving the largest U.S. financial companies. Like the Volcker Rule study, the concentration limit study includes recommendations for its effective implementation. Section 215 of the Dodd-Frank Act required

FSOC to determine whether allowing regulators in a resolution proceeding to treat a portion of fully secured creditors' claims as unsecured ("secured creditor haircuts") would promote market discipline and taxpayer protection. The report evaluated arguments for and against such haircuts and concluded that the combination of the orderly liquidation authority in Title II and the new supervisory framework in Title I of the Dodd-Frank Act can effectively be used to achieve the goals of market discipline and taxpayer protection without instituting secured creditor haircuts.

FHFA also helped produce FSOC's first annual report, which was released in July 2011. The report cites real estate related exposures among the significant risks for many financial institutions and recommends continued efforts to strengthen and encourage the return of private capital to the housing finance system.

FHFA worked with HUD, the Department of the Treasury, the National Credit Union Administration, FDIC, and Fannie Mae, and Freddie Mac to publish a study of the standardized net present value model central to HAMP. That model was developed to identify troubled loans that would likely gain value from payment-reducing modifications. The study discusses the development and structure of the model; describes the responsiveness of the model to key characteristics, such as loan-to-value ratio and the borrower's credit score; and gives new evidence on the relationship between HAMP modification performance and key borrower and modification characteristics. The study concludes with a discussion of model limitations and suggestions for further refinement of the model.

Joint Rulemakings Associated with the Dodd-Frank Act

FHFA participated in three joint rulemakings required by the Dodd-Frank Act, each of which resulted in a Notice of Proposed Rulemaking published in the *Federal Register*. These proposed rules are intended to address sources of risk that contributed to the recent financial crisis.

The agency proposed a credit risk retention rule jointly with HUD, FDIC, the Federal Reserve System, and OCC.

FHFA Regulations Published in FY 2011	
PROPOSED	Proposed Voluntary FHLBank Mergers <i>75 FR 72751 (Nov. 26, 2010) 12 CFR Part 1278, Subchapter D</i>
	Private Transfer Fees <i>76 FR 6702 (Feb. 8, 2011) 12 CFR Part 1228</i>
	Incentive-Based Compensation Arrangements (joint Dodd-Frank Act rulemaking) <i>76 FR 21170 (Apr. 14, 2011) 12 CFR Part 1232</i>
	Credit Risk Retention for Asset-Backed Securities (joint Dodd-Frank Act rulemaking) <i>76 FR 24090 (Apr. 29, 2011) 76 FR 34010 (Jun. 10, 2011) 12 CFR Part 1234</i>
	Margin and Capital Requirements for Covered Swap Entities (joint Dodd-Frank Act rulemaking) <i>76 FR 27564 (May 11, 2011) 76 FR 37029 (Jun. 24, 2011) 12 CFR Part 1221</i>
	Prudential Management and Operations Standards <i>76 FR 35791 (Jun. 20, 2011) 12 CFR Part 1236</i>
ADVANCE NOTICES OF PROPOSED RULEMAKING	Advance Notices of Proposed Rulemaking Members of Federal Home Loan Banks <i>75 FR 81145 (Dec. 27, 2010) 12 CFR Part 1263</i>
	Alternatives to Use of Credit Ratings in Regulations <i>76 FR 5292 (Jan. 31, 2011) 12 CFR Parts 1220, 1266, 1267, 1269, 1270, 1273</i>
FINAL	Use of Community Development Loans by Community Financial Institutions To Secure Advances; Secured Lending by Federal Home Loan Banks to Members and Their Affiliates; Transfer of Advances and New Business Activity Regulations <i>75 FR 76617 (Dec. 9, 2010) 12 CFR Parts 1264, 1266, 1269, and 1272</i>
	Federal Home Loan Bank Housing Goals <i>75 FR 81096 (Dec. 27, 2010) 12 CFR Part 1281</i>
	Minority and Women Inclusion <i>75 FR 81395 (Dec. 28, 2010) 12 CFR Part 1207</i>
	Portfolio Holdings <i>75 FR 81405 (Dec. 28, 2010) 12 CFR Part 1252</i>
	Office of the Ombudsman <i>76 FR 7479 (Feb. 10, 2011) 12 CFR Part 1213</i>
	Minimum Capital <i>76 FR 11668 (Mar. 3, 2011) 12 CFR Part 1225</i>
	Debt Collection <i>76 FR 17331 (Mar. 29, 2011) 12 CFR Part 1208</i>
	Federal Home Loan Bank Liabilities <i>76 FR 18366 (Apr. 4, 2011) 12 CFR Part 1270</i>
	Federal Home Loan Bank Investments <i>76 FR 29147 (May 20, 2011) 12 CFR Part 1267</i>
	Record Retention for Regulated Entities and Office of Finance <i>76 FR 33121 (Jun. 8, 2011) 12 CFR Part 1235</i>
	Conservatorship and Receivership <i>76 FR 35724 (Jun. 20, 2011) 12 CFR Parts 1229 and 1237</i>
	Freedom of Information Act Implementation (Interim final) <i>76 FR 29633 (May 23, 2011) 12 CFR Part 1202</i>
	Privacy Act Implementation (Interim final) <i>74 FR 33907 (Jul. 14, 2011) 12 CFR Part 1209</i>
	Rules of Practice and Procedures <i>76 FR 53596 (Aug. 26, 2011) 12 CFR Part 1209</i>

Among other things, the proposed rule defines a “qualified residential mortgage.” Qualified residential mortgages are exempt by law from an otherwise mandatory requirement that sponsors of MBS retain at least 5 percent of the credit risk associated with any securitization pool.

The second proposed rule would establish margin and capital requirements for swap dealers and major swap participants regulated by a prudential regulator,² defined as the Federal Reserve System, OCC, FDIC, FHFA, and the Farm Credit Administration.

The third proposed rule would require the reporting of incentive-based compensation arrangements by a covered financial institution and would prohibit certain arrangements. A covered financial institution would be barred

from providing excessive incentive-based compensation or incentive-based compensation that could expose the institution to inappropriate risks and to material financial loss. FHFA proposed the rule jointly with OCC, FDIC, the Federal Reserve System, the Office of Thrift Supervision, the National Credit Union Administration, and the Securities and Exchange Commission.

The Dodd-Frank Act also calls for extensive consultations among regulatory agencies, either directly or through FSOC. FHFA has participated in numerous consultations about proposed rules to implement various sections of the Act. FHFA continues to consult with HUD and Treasury on such issues as the future of the U.S. housing finance system, conforming loan limits, and protecting taxpayers.

² Section 721 of the Dodd Frank Act provides a long, complex definition of the term “swap” and section 712 charges the Securities and Exchange Commission (SEC) and the Commodity Futures Trading Commission with further refining that term and related terms.

STRATEGIC GOAL 3

FHFA preserves and conserves the assets and property of the Enterprises, ensuring focus on their housing mission, and facilitates their financial stability and emergence from conservatorship.

Enhancing Public Understanding of Financial Performance

In October 2010, FHFA released projections of the financial performance of Fannie Mae and Freddie Mac. The purpose of this report was to alert the public to possible future Treasury draws by the Enterprises under specified scenarios, using consistent assumptions for both Enterprises. The projected credit losses in each scenario reflect possible further losses on the Enterprises' pre-conservatorship mortgage business.

These projections are intended to give policymakers and the public useful snapshots of potential outcomes for the taxpayer support of the Enterprises. The results of these projections reflect the potential effects of a limited set of hypothetical changes in house prices, a key variable driving credit losses for the Enterprises. As of June 2011, the Enterprises have drawn \$169 billion from the U.S. Department of the Treasury under the terms of the preferred stock purchase agreements, as amended, between Treasury and each of the Enterprises. Since releasing the projections, FHFA has reported actual performance against the projections in its quarterly conservatorship reports. FHFA updated the projections themselves in a report released in October 2011.

Joint Servicing Compensation Initiative

FHFA announced a joint servicing compensation Initiative in January 2011. FHFA directed Fannie Mae and Freddie Mac, in coordination with FHFA and HUD, to consider alternatives for future mortgage servicing compensation for their single-family mortgage loans. The goals of the joint initiative are to improve service for borrowers, reduce financial risk to servicers, and provide flexibility for guarantors to better manage nonperforming loans, while promoting continued liquidity in the mortgage securities market. Part of the goal of this initiative is to con-

sider changes to the compensation structure that would improve competition and liquidity in the market for mortgage servicing. On September 27, 2011, FHFA released the Alternative Mortgage Servicing Compensation Discussion Paper. The agency is seeking public comment on two alternative mortgage servicing compensation structures detailed in the paper.

Servicing Alignment Initiative

FHFA announced a servicing alignment initiative in April 2011. This initiative is designed to produce a single, consistent set of protocols for servicing Enterprise mortgages from the moment they first become delinquent. The initiative responds to recent problems with the servicing of delinquent mortgages and simplifies the procedures for mortgage servicers by giving them just one set of procedures to follow, whether the mortgage is owned by Fannie Mae or Freddie Mac.

Portfolio Reductions—Preferred Stock Purchase Agreements

In 2008, when FHFA placed Fannie Mae and Freddie Mac in conservatorship, the agency entered into separate senior preferred stock purchase agreements with the Department of the Treasury. Under the agreements, the Treasury agreed to acquire preferred stock from each Enterprise in amounts that will ensure each Enterprise maintains a positive net worth and avoids a statutory requirement that it be put in receivership following an extended period of negative net worth. One of the conditions attached to Treasury's funding commitment under the preferred stock agreement was that each Enterprise reduces its holdings of mortgage assets, starting in 2010, by 10 percent each year until those holdings reach a balance of \$250 billion.

The preferred stock agreement originally limited Treasury's financial commitment to the Enterprises to \$100 billion each. In May 2009, Treasury amended the agreement to

increase the amount of its financial commitment to each Enterprise to \$200 billion. Later that year, the Treasury reaffirmed its financial commitment to the Enterprises by agreeing to provide for each Enterprise, as of any determination date, the greater of:

- \$200 billion; or
- \$200 billion plus the cumulative total of deficiency amounts determined for calendar quarters in calendar years 2010, 2011, and 2012, less any surplus amount determined as of December 31, 2012, and, in the case of either (a) or (b), less the aggregate amount of funding under the commitment before this date.

The preferred stock agreement initially limited the size of each Enterprise's mortgage asset portfolio to a maximum balance of \$850 billion at year end 2009. A later amendment increased the amount to \$900 billion for that year and changed the portfolio reduction requirement so that the 10 percent reduction is based on the maximum allowable size of the portfolios rather than the actual size of an Enterprise's portfolio.

HERA required FHFA to establish criteria, by regulation, governing the portfolio holdings of the Enterprises. The regulation aims to ensure consistent safe and sound operations of the Enterprises and to ensure that the portfolio holdings are backed by sufficient capital. FHFA's final regulation, issued December 28, 2010, adopted the portfolio holdings criteria established by the preferred stock purchase agreements, which may be amended from time to time, as the standard that governs the Enterprises' holdings of mortgage assets.

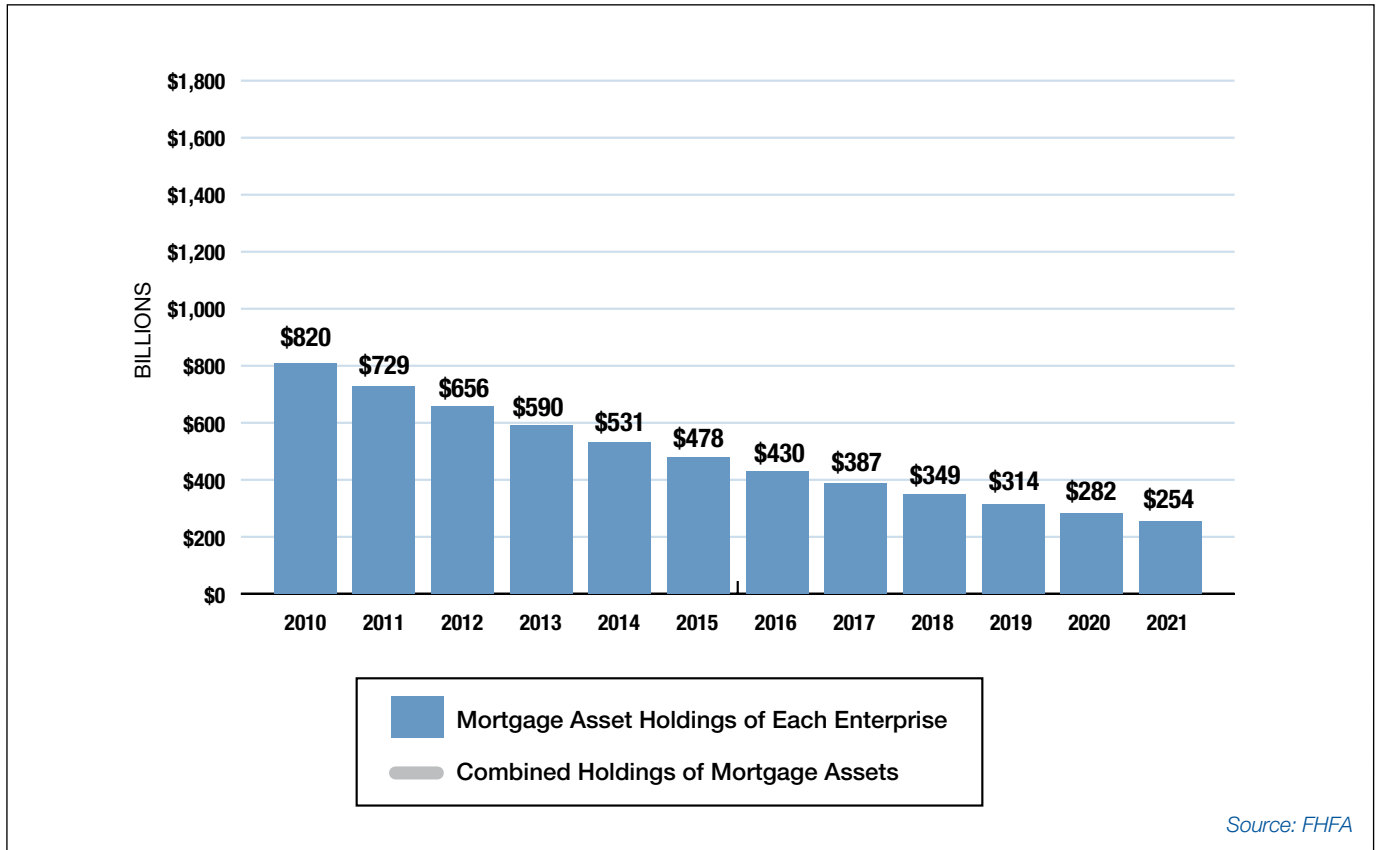
The maximum allowable amount of mortgage assets each Enterprise could own as of December 31, 2010, was \$810 billion. Despite large purchases of delinquent loans from their respective MBS trusts in 2010, the portfolio balances of both Enterprises were below the maximum level. At year end 2010, Fannie Mae had mortgage assets of \$789 billion and Freddie Mac had \$697 billion. As of September 2011, Fannie Mae's mortgage assets totaled \$720 billion and Freddie Mac's totaled \$685 billion. The portfolio limit for each Enterprise as of the end of CY for 2011 was \$729 billion (see Figure 7).

The final regulatory criteria incorporate preferred stock agreement portfolio limits agreed to by the U.S. Department of the Treasury and FHFA as conservator. The Safety and Soundness Act requires the FHFA Director to monitor the portfolio of each Enterprise and order an Enterprise to dispose of or acquire any asset under terms and conditions determined by the Director to be consistent with the Safety and Soundness Act or the authorizing statute of the Enterprise. FHFA's portfolio holdings regulation will remain in effect until it is amended or until the Enterprises are no longer subject to the preferred stock purchase agreements. Changes to the portfolio limits or to criteria related to the limits can be made by amending the agreements.

Request for Information on Real Estate Owned Properties

In August 2011, FHFA, Treasury, and HUD issued a request for information on ways to dispose of real estate owned properties. While the Enterprises have considered various approaches to disposing of these properties, the request for information represents an opportunity to consider new approaches, including those that include both the Enterprises and FHA. By taking this collaborative approach, the three agencies are seeking ways to improve returns to taxpayers and bring greater stability to local housing markets. FHFA is currently reviewing the nearly 4,000 submissions in response to the RFI to determine how they meet the needs and economic conditions of local communities. FHFA is encouraged by the apparent collaboration among for-profit and not-for-profit organizations in submitting proposals. FHFA expects the public responses to help form the basis for strategies that would be implemented in FY 2012.

Figure 7 • Maximum Allowable Enterprise Mortgage Asset Holdings
(Year-End 2010-2021)



Management Challenges

FHFA and the Enterprises are facing challenging times as the housing market continues to struggle. FHFA will continue to work with the Enterprises to support a stable and liquid housing finance market. Implementation of the Dodd-Frank Act presented both challenges and opportunities for FHFA during FY 2011. The agency had to reallocate staff and consider various structural issues to meet its responsibilities. The Dodd-Frank Act gave FHFA the opportunity to participate directly in many important policy issues that will shape the future of financial regulation, and it has more closely integrated the work of FHFA with other federal financial regulators.

The following challenges that FHFA faced in 2011 included:

Enhancing Examinations

RESTRUCTURING

Since FHFA's establishment in 2008, its examination divisions had operated under policies and practices in place in predecessor agencies. During FY 2011, FHFA restructured its examination divisions to unify and standardize its supervisory approach for the regulated entities, while meeting the statutory requirements for separate divisions of Enterprise regulation and FHLBank regulation. The restructuring has allowed the agency to respond to the unique characteristics of the FHLBanks and to develop a unified supervision program, supervision guidelines, examination standards, and a common rating system.

Standardization allows FHFA to establish consistent standards for assessing the risk and financial performance of the Enterprises and the FHLBanks and allows for a degree of integration among staff responsible for examining the Enterprises and those responsible for examining the FHLBanks. The restructuring will help FHFA meet its core supervisory responsibilities in a consistent and efficient fashion while supporting cross-training of staff and increased flexibility to deploy resources in areas of greatest need.

INCREASED CAPACITY

FHFA's examination program is the primary means by which the agency monitors the GSE's financial condition and operations. Currently, the program faces many challenges, particularly with respect to its capacity to meet multiple responsibilities as the regulator of the GSEs, conservator of the Enterprises, and a participant in efforts to respond to the housing crisis and prepare for the future of housing finance.

To enhance its capacity in this area, FHFA has undertaken numerous initiatives, including restructuring its examination program and using personnel with diverse skills and backgrounds to work collaboratively on examinations and to bring new insights, different thought processes, and a wider range of analytical approaches to examination and supervision. FHFA has attracted and recruited examiners, accountants, financial analysts, and economists to overcome any examination capacity constraints and augmented its capacity by using expert contractor support on two horizontal exams (the Real Estate Owned Contractor Risk Assessment and the Home Affordable Modification Program Operational Risk Assessment). The agency is also expanding the use of out-stationed examiners and telework to fill critical positions with as much hiring flexibility as possible. FHFA has advertised in financial periodicals, posted hiring information on websites, and conducted outreach with organizations representing minorities, women, and veterans.

FHFA has also begun enhancements to staff training and development, including development of an examiner accreditation program. The agency's accreditation program will leverage other federal financial regulatory agency programs, which consist of classroom training, on-the-job training, and practical examination experience.

Fulfilling FHFA's Role as Conservator

As conservator of the Enterprises, FHFA holds the powers of the management, boards, and shareholders, while each Enterprise handles its own day-to-day business. FHFA reconstituted the boards of directors at each Enterprise in 2008 and charged them with ensuring that normal corporate governance practices and procedures are in place. The boards are responsible for carrying out normal board functions, subject to FHFA review and approval on critical matters.

A challenge for FHFA is to minimize executive management turnover while also recruiting new senior leadership as warranted. Key positions are filled with competent, skilled professionals who have the experience to help the agency meet the goal of conserving Enterprise assets.

REDUCING LOSSES

As conservator, FHFA must conserve and preserve the assets of the Enterprises; for example, by decreasing credit losses from delinquent mortgages and expanding the pool of eligible businesses. To accomplish this, FHFA has implemented the Making Homes Affordable (MHA) program, which includes HAMP and HARP. These programs help borrowers refinance into more affordable mortgages that enable them to stay in their homes while also directly benefiting the enterprises by reducing credit exposure.

HAMP allows a borrower's payment to be reduced to a more affordable amount through an interest rate reduction (down to 2 percent), a term extension (up to 480 months), or principal forbearance. In addition, incentives are offered to borrowers, servicers, and investors for program participation and for successful payment history.

Enterprise participation in HAMP and HARP are consistent with conserving and preserving assets to the extent that loan refinancing and modification (particularly on underwater or delinquent loans) can offer lower cost alternatives to foreclosure. Foreclosure prevention stabilizes the housing market and decreases risk for the Enterprises. Since the first full quarter in conservatorship in 2008, the combined completed foreclosure prevention actions total nearly 1.9 million loans for the Enterprises as of August

2011. These programs have provided options for families to avoid foreclosure, although not to the extent originally anticipated.

FILING SUIT TO RECOVER LOSSES

In September 2011, FHFA filed lawsuits against 17 banks after concluding that a portion of the losses incurred by the Enterprises on private-label MBS was attributable to misrepresentation and other improper actions by certain named firms and individuals.

Over a period of several years before conservatorship, each Enterprise bought hundreds of billions of dollars worth of MBS packaged and sold by large financial institutions. FHFA has found that the mortgages backing many of these securities had characteristics that differ from representations in securities filings.

Under securities laws, the seller has a legal responsibility to accurately represent the characteristics of the loans backing securities. The Enterprises did not have access to the loans underlying these securities and relied on the security issuer to accurately describe the mortgages backing the security in sales materials.

FHFA has consistently made clear its intention to seek recovery for losses that are the legal responsibility of others, but it previously sought informal remedies short of filing legal complaints. The agency has now taken formal action to carry out its responsibility as conservator under the broad authority granted by HERA. The U.S. legal system addresses alleged securities misrepresentations through securities laws and traditional common law. FHFA is pursuing these legal remedies. Any dollar recovery will reduce taxpayers' ultimate losses from the Enterprises' financial difficulties.

Remediating Weaknesses at the Housing GSEs in a Weak Housing Market

FHFA continues to face challenges in remediating weaknesses at the housing GSEs, particularly in a housing market that has yet to stabilize. External factors such as the economy, the job market, and consumer confidence are plaguing the housing market and impeding its growth.

To remediate weaknesses at the GSEs, FHFA has worked with the Enterprises to greatly strengthen their underwriting standards and improve the risk sensitivity of their pricing. FHFA also announced a joint servicing compensation initiative that will improve service for borrowers and reduce financial risk to servicers and a servicing alignment initiative that will simplify the process for mortgage servicers by giving them just one set of procedures to follow. (For additional information on these initiatives, see the Performance Highlights section on page 26.) FHFA has also participated in numerous joint studies and relationships with the Treasury, HUD, the Federal Reserve, FDIC, and OCC to prepare rulemakings and studies to strengthen the housing market. (For specific information on these various joint studies, see the Performance Highlights section on page 23.)

The housing GSEs have also faced challenges in correcting identified weaknesses and strengthening various aspects of their operations and risk management practices. As financial institutions focused on housing finance, each has direct and indirect exposure to a record level of serious mortgage delinquencies. FHFA's challenge is to promote financially safe and sound operations at the Enterprises and the FHLBanks while overseeing activities that provide affordable housing and sound housing finance practices.

Achieving the Agency's Housing Mission

As supervisor of the regulated entities, FHFA is responsible for ensuring that the Enterprises and the FHLBanks fulfill their housing finance missions. Several issues affect the regulated entities' ability to carry out their mission:

- Uncertainty about the future of the Enterprises in conservatorship;
- Board and management turnover at the Enterprises;
- Quarterly operating losses at the Enterprises;
- Limited private securitizations of mortgage-related securities and the expanded role of the Federal Housing Administration;
- Investment losses among certain FHLBanks; and
- Declining demand for advances at all FHLBanks.

Support for affordable housing is a core statutory requirement for the Enterprises and the FHLBanks. However, this mandate should reflect the Enterprises' current conservatorship status and the depressed state of housing markets in much of the country. FHFA has tied affordable housing goals to the amount of affordable housing actually produced in the primary market. FHFA intends for the Enterprises and the FHLBanks to reflect the overall market, not to undertake economically adverse or high-risk activities in support of a particular housing goal.

FHFA does not intend to use the conservatorships to justify withdrawing support from important affordable housing responsibilities or certain housing market segments. However, the agency believes that creating conditions conducive to a more stable and sustainable system of housing finance will contribute to mission achievement while supporting safety and soundness for the regulated entities.

Encouraging the Recovery of Housing and Housing Finance

FHFA is currently constrained by law to conserve and protect Enterprise assets. Conservatorship allows the Enterprises to continue serving their public purpose while lawmakers determine the ultimate resolution of the conservatorships and the future legal structure for housing finance. After three years, there is still no clear indication as to what institutional structures will replace the Enterprises and their position in housing finance. This provides a challenge for FHFA regarding the Enterprises' ongoing activities and future business strategies.

FHFA is taking several steps to encourage the return of the private sector to housing finance. For example, FHFA has directed the Enterprises to work on initiatives to improve their internal operations, mitigate credit losses, and ensure continued liquidity in the market. FHFA has also announced several initiatives such as the Uniform Mortgage Data Program, joint servicing compensation, and servicing alignment. These initiatives should improve liquidity in the housing finance market.

FHFA hopes to encourage the return of the private sector and establish an environment for the return of deep

liquid markets for borrowers, lenders, and investors. With improved transparency, standardization, and accountability, American families will have greater access to simple, straightforward products that will protect them from sudden financial shocks and help them build equity in their homes.

Housing Finance Reform

In February 2011, the U.S. Department of the Treasury issued a white paper that described three options for housing finance reform – they were among the first to be widely discussed that addressed the future structure of housing finance. The first option proposed that the nation’s housing should rely mostly on the private sector, except for federal assistance targeted at creditworthy low-and middle-income borrowers. The second option proposed government assistance for certain borrowers but included a “backstop mechanism” in case additional credit was needed during a housing crisis. The third option proposed federal assistance for certain borrowers and federal reinsurance for some private mortgage securities (the U.S. government would pay shareholders of those securities if private guarantors went bankrupt).

FHFA is continuing to contribute expertise on housing finance reform proposals through congressional testimony, speeches, and public documents. In addition, FHFA has collaborated with Executive Branch departments, congressional staff, industry participants, and other financial regulatory agencies to identify and develop ideas and options that would redefine the structure of housing finance.

FHFA will continue to adhere to the goals of conservatism, focusing on programs that can promote the recovery of the housing market and developing conditions that encourage a more stable system of housing finance.


Pricing and Risk Sharing

During FY 2011, FHFA submitted its third Report to Congress on the single-family guarantee fees charged by the Enterprises. That report noted that in recent years the Enterprises have steadily increased guarantee fees and reduced the extent of cross-subsidization in their pricing of credit risk. FHFA anticipates that the Enterprises will continue the gradual process of increasing single-family guarantee fees in FY 2012, which will place them in a more stable and sound financial condition and move their pricing closer to levels that would likely exist in a private, competitive market. Changes in Enterprise pricing in FY 2012 may address issues of cross-subsidization, geographic differences in credit costs, and pricing differentials among lenders.

FHFA is considering ways the Enterprises can share single-family mortgage credit risk with the private sector, in support of the goals of reducing the Enterprises’ long-term risk exposure and strengthening their financial condition. Possible approaches include expanded use of mortgage insurance and securities structures that would allow a portion of the credit risk of mortgages acquired by the Enterprises to be sold off. Execution of such transactions would have the added benefit of providing feedback on the Enterprises’ guarantee fee pricing decisions. If the market price to absorb a portion of the Enterprises’ risk exposure was greater than the guarantee fee they charged, that would suggest how much their guarantee fees would have to rise to attract private capital and align their pricing with the private sector.

FY 2011 Performance Summary

This section describes FHFA's strategic and performance planning framework as well as the seven key performance measures that most closely reflect the agency's achievements and desired outcomes by strategic and performance goal. (For a comprehensive list of performance measures, see pages 53 through 73.) FHFA's performance measures are rated as:

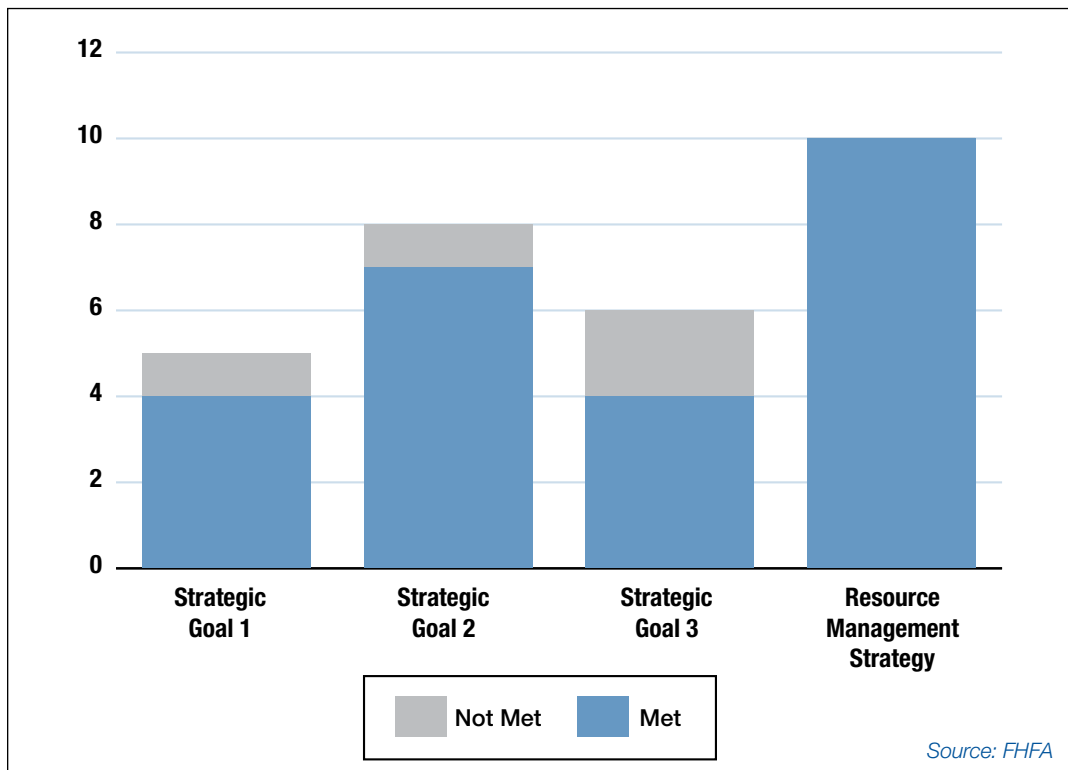
-  Target Met; or
-  Target Not Met.

FHFA determines performance goals to be met if targets for all performance measures have been achieved. Goals are counted as not met if at least one target performance measure has not been achieved. In FY 2011, FHFA had 29

performance measures. The agency met or exceeded 25 of its measures and failed to meet 4 performance measures. Figure 8 shows the overall results.

Although the agency met over 80 percent of its performance measures, FHFA did not meet 4 performance measures in FY 2011. Specifically, performance measure 1.1.1, relating to safety and soundness, requires an improvement in at least one component examination rating for each of the two Enterprises. The objective was not satisfied at either Fannie Mae or Freddie Mac. The stressed economy and poor performance in the mortgage market continue to hinder the Enterprise's operations. Additionally, because of the uncertainty regarding the future of the Enterprise, they are faced with turnover in key areas, particularly risk

Figure 8 • Key Performance Indicators for FY 2011



management. FHFA will continue to monitor remediation activities but will increase examination ratings only for sustainable and material improvements in their operations.

Performance measure 2.2.3 was not met. This target pertains to finalizing rules that require the Enterprises to serve the manufactured housing and rural housing segments of the market and to preserve multi-family affordable housing. This measure was not met because the rulemaking did not meet the target date of July 15, 2011. However, the final rule has completed the internal clearance process and is under management review.

FHFA also did not meet performance measure 3.1.1, although it made progress. Specifically, FHFA required the Enterprises to submit plans to reduce the size of their mortgage portfolios. While both Fannie Mae and Freddie Mac submitted plans, those submissions did not meet FHFA standards. FHFA will continue to work with the Enterprises to submit plans that target the specific requirements to FHFA's satisfaction. FHFA continued its review of miscellaneous other assets on the Enterprises' books, assessing quarterly asset inventory submissions. FHFA has not yet identified specific disposition plans as a result of these quarterly inventories. Fannie Mae did submit an acceptable plan for assets identified for disposition owing to charter compliance questions.

Finally, FHFA did not meet performance measure 3.1.2, which required the agency to review Enterprise assets, partnerships, contracts, and litigation activities. Although the measure was partially completed, FHFA received the third quarter's inventory report this reporting period, completed an analysis of non mission assets, and reviewed litigation activities for the third quarter. Upon completion of the review, FHFA determined that further procedures and analysis would be needed to comprehensively review all aspects of this performance measure. As a result, FHFA is beginning the process of automating the transmission of the inventory report and performing other procedures to analyze the inventory.

FHFA significantly improved its performance during FY 2011, despite continued disruption in the housing and financial markets. In addition, the agency's forthcoming strategic plan for FY 2012-2016 will further refine its

performance goals and measures to better represent the organizational and legislative changes that have affected the agency over the past few years. (See the Other Accompanying Information section, page 104 for a list of our performance measures that were either changed or deleted for FY 2011.)

Strategic Planning Process

FHFA sets long-term and annual goals and monitors progress throughout the year. The agency assesses its record in meeting its performance measures through quarterly performance tracking meetings, which include the senior executive leadership team. These quarterly meetings are normally chaired by the Acting Director. FHFA staff prepare performance reports and discuss the agency's record relative to its performance measures. The meetings highlight the agency's record to date and the challenges for the future, with a focus on how to meet targets and ensure successful performance in support of the mission.

FHFA's FY 2011 Annual Performance Plan was developed and released in March 2011. It includes 29 performance measures and 14 performance goals to support 3 strategic goals and 1 resource management strategy. This section describes the agency's performance against its FY 2011 Annual Performance Plan, which outlined the means and strategies to achieve the annual performance goals and related measures for the past year.

FHFA is in the process of updating the current strategic plan for 2009-2014. The FY 2012-2016 strategic plan aligns with FHFA's major reorganization as well as the requirements of the Dodd-Frank Act and the Government Performance and Results Modernization Act of 2010. The plan sets out the agency's mission, vision, values, and strategic goals through FY 2016. It details the outcomes the agency is seeking to achieve, the means and strategies that will be used to accomplish those outcomes, and the performance measures that will be used to gauge the agency's progress.

Overview of FHFA's Seven Key Performance Measures

FHFA identified seven of the 29 FY 2011 performance measures as **key performance measures** – these are measures that are critical to the achievement of our strategic goals and objectives. These key performance measures represent each of the agency's three strategic goals and the resource management strategy. The following tables summarize

FHFA's actual performance during FY 2011 as compared to established targets for our seven key performance measures. The tables for FHFA's seven key performance measures organized by strategic and performance goal show FHFA's accomplishments as they relate to each performance goal and measure. For FY 2011, FHFA met or exceeded six of the seven key performance measures.

STRATEGIC GOAL 1



The housing GSEs operate in a safe and sound manner and comply with legal requirements.

The focus of Strategic Goal 1 is to promote the safety and soundness of housing government-sponsored enterprises (GSEs) through prudential supervision and regulation. (The Performance section of this report includes a list of all measures associated with this goal.)

Table 1 summarizes the key performance measures for safety and soundness of the housing GSEs. During FY 2011, FHFA conducted risk-based supervision and examinations on the housing GSEs to evaluate condition and performance, risk, risk management, governance, and

planning. The purpose of the examinations is to ensure that the regulated entities operate in a financially safe and sound manner and take appropriate steps to remediate any deficiencies. One key performance measure was an improvement in one or more component examination ratings at each Enterprise. This measure was not met. One reason for the failure was that both Enterprises operated in a mortgage market that was under profound and continued stress as a result of earlier underwriting shortcomings that have led to mortgage delinquencies and foreclosures unprecedented in more than 75 years.

TABLE 1 • Key Performance Measures for Safety and Soundness of the Housing GSEs

<p>PERFORMANCE GOAL 1.1</p> <p>Fannie Mae and Freddie Mac (the Enterprises) comply with legal requirements and operate in a safe and sound manner with adequate capital and access to funds and capital.</p>	<p>KEY PERFORMANCE MEASURE 1.1.1</p> <p>Each Enterprise improves in one or more component ratings.</p>
	<p>TARGET: September 30, 2011 NOT MET </p>
<p>PERFORMANCE GOAL 1.2</p> <p>The FHLBanks and the Office of Finance comply with legal requirements and operate in a safe and sound manner with adequate capital and access to funds and capital.</p>	<p>KEY PERFORMANCE MEASURE 1.2.1</p> <p>Each FHLBank is rated "2" or better or, operating under an acceptable performance improvement plan within 180 days of a rating downgrade to below "2".</p>
	<p>TARGET: Quarterly MET </p>




STRATEGIC GOAL 2

The housing GSEs support a stable, liquid, and efficient mortgage market including sustainable homeownership and affordable housing.

The focus of the second strategic goal is the housing mission of FHFA. As the supervisor for the housing GSEs, FHFA has a critical responsibility to foster a well-functioning, stable, and liquid housing finance system. Only through effective supervision can FHFA ensure that the entities serve as a source of liquidity to homeowner and rental housing markets at an efficient and reasonable price.

See Table 2 which summarizes the key performance

measures for the housing mission. During FY 2011, the housing GSEs met or exceeded the required liquidity levels. Fannie Mae was not in compliance at the end of the last fiscal year, but came into compliance during the first quarter of FY 2011 and has maintained its standing. FHFA continued to provide information, such as the House Price Index, to promote an efficient secondary mortgage market. The performance section of this report includes a list of all measures associated with Strategic Goal 2.

TABLE 2 • Key Performance Measures for the Housing Mission	
PERFORMANCE GOAL 2.1 FHFA ensures the housing GSEs support a stable, liquid and efficient mortgage market.	KEY PERFORMANCE MEASURE 2.1.1 Liquidity levels at Fannie Mae and Freddie Mac meet or exceeds required levels or is brought into compliance within five business days. TARGET: Quarterly MET 
	KEY PERFORMANCE MEASURE 2.1.2 Liquidity levels at FHLBanks meet or exceeds required levels or is brought into compliance within five business days. TARGET: Quarterly MET 
PERFORMANCE GOAL 2.3 FHFA supports an efficient secondary mortgage market through research that increases transparency of the housing GSEs risks and activities and improves understanding of mortgage market developments.	KEY PERFORMANCE MEASURE 2.3.1 Each FHLBank is rated "2" or better or, operating under an acceptable performance improvement plan within 180 days of a rating downgrade to below "2". TARGET: Quarterly MET 

STRATEGIC GOAL 3

FHFA preserves and conserves the assets and property of the Enterprises, ensures focus on their housing mission, and facilitates their financial stability and emergence from conservatorship.

The focus of Strategic Goal 3 is on conservatorship of the Enterprises. As conservator, FHFA's role is to foster improvement in the Enterprise financial condition, underwriting practices, and operational capacity so they can fulfill their role in the nation's housing finance system.

Table 3 summarizes the key performance measure that demonstrates FHFA's goal to preserve and conserve the

Enterprise assets while preparing for future housing finance markets under conditions different from those of the past. To accomplish this overall goal, FHFA continued to pursue loan modification activities and other loss mitigation strategies designed to reduce preventable foreclosure. The performance section of this report include a list of all measures associated with Strategic Goal 3.

TABLE 3 • Key Performance Measure Demonstrating FHFA's Goal of Preserving and Conserving Enterprise Assets

PERFORMANCE GOAL 3.3

Ensure the Enterprises have effective programs that respond to problems in mortgage markets by reducing preventable foreclosures.

KEY PERFORMANCE MEASURE 3.3.1

Number of loan modifications and foreclosure alternatives completed by the Enterprises.


TARGET: 400,000 **MET** 

RESOURCE MANAGEMENT STRATEGY

FHFA has the personnel, resources and infrastructure to manage effectively and efficiently to achieve its mission and goals.

The focus of the Resource Management Strategy is to anticipate what is required to create and sustain an infrastructure that is responsive to mission-critical program management. FHFA ensures effectiveness and efficiency in this area through the recruitment, retention, and rewarding of a diverse, highly skilled staff.

Table 4 summarizes the key performance measure that demonstrates FHFA’s use of its resources. The performance section of this report includes a list of all measures associated with the Resource Management Strategy.

TABLE 4 • Key Performance Measure Demonstrating FHFA’s Use of Resources	
<p>PERFORMANCE GOAL 4.3 FHFA has effective financial and risk management programs.</p>	<p>KEY PERFORMANCE MEASURE 4.3.2 Total FHFA resources allocated directly to supervision of the housing GSEs - Strategic Goals 1 and 2.</p>
<p>TARGET: 100% per quarter MET </p>	

Program Evaluations

FHFA reviews its strategic plan annually to ensure that strategic and outcome goals are being met. Through quarterly performance tracking meetings with senior leadership, FHFA reviews the progress of its performance measures and verifies and validates performance data to ensure reliability and accuracy. FHFA did not have an

independent external evaluation conducted this fiscal year.

FHFA’s OIG began operations in October 2010. OIG conducted an FY 2011 assessment addressing the Acting Director’s most serious management issues. (See the Other Accompanying Information section of this report.) As of September 2011, OIG had completed the following evaluations of FHFA:

Program Evaluations

EVALUATION	SUMMARY	SUMMARY OF FHFA'S RESPONSE
<p>Evaluation of FHFA's Oversight of Fannie Mae's and Freddie Mac's Executive Compensation Programs – March 2011</p>	<p>FHFA coordinated with the U.S. Department of Treasury and outside consultants to develop the Enterprises' compensation programs. FHFA lacks key controls necessary to monitor the Enterprises' ongoing executive compensation decisions under the approved package, and FHFA has not been sufficiently transparent to the public on the Enterprises' executive compensation programs, but it does report relevant information in public securities filings.</p>	<p>FHFA agreed to (1) study how federal support for the Enterprises and their conservatorship status may facilitate their capacity to meet certain performance goals; (2) regularly monitor and evaluate metrics associated with recruitment and retention of employees and consider appropriate compensation levels; (3) establish formal approach for reviewing the Enterprises' performance measures and self-assessment data; (4) strengthen its executive compensation document storage systems; and (5) consider options for improving executive compensation transparency. FHFA did not agree to assess disparities in compensation among the Enterprises and government personnel because private sector compensation scales are most useful for comparison.</p>
<p>Evaluation of FHFA's Exit Strategy and Planning Process for the Enterprises' Structural Reform – March 2011</p>	<p>The Administration's February 11, 2011, proposal recommends that FHFA implement several steps under its regulatory authority in the short to medium term to significantly reduce the Enterprises' dominant position in the housing finance system. OIG views FHFA's potential implementation of its regulatory authorities under this proposal in the short- to medium-term as an area of significant risk if not managed effectively.</p>	<p>FHFA agreed with the draft evaluation's recommendations in its written comments. The Administration's white paper recommends a gradual transition to greater private capital participation in housing finance. FHFA has already begun implementing several options to help this transition.</p>
<p>Evaluation of FHFA's Role in Negotiating Fannie Mae's and Freddie Mac's Responsibilities in U.S. Department of Treasury's MHA Program – August 2011</p>	<p>OIG found no evidence that, in developing and implementing MHA programs. Treasury has compromised FHFA's independence as the Enterprises' conservator and regulator. Since FHFA did not play an active role in reviewing and negotiating Treasury's Financial Accounting & Advisory Services (FAAS) with the Enterprises. OIG found that FHFA's conservatorship interests would have been better served if FHFA had played a greater role during the negotiation and review of the FAASs.</p>	<p>FHFA agreed to engage the Enterprises and the U.S. Department of Treasury in discussions aimed at establishing more specific resolution procedures.</p>
<p>Evaluation of FHFA's Examination Capacity – September 2011</p>	<p>OIG identified shortfalls in FHFA's examination coverage, particularly in the areas of Real Estate Owned and default-related legal services. FHFA has too few examiners overall to ensure the efficiency and effectiveness of its examination program. It sometimes has to scale back planned examination work and require additional time to complete examinations. FHFA has sought to address these challenges.</p>	<p>FHFA concurs with OIG's recommendations to (1) assess examination shortfalls/ quality; (2) monitor development/ implementation of an examiner accreditation program; (3) consider using details; and (4) report externally on its progress/status. FHFA does not concur with any references to its quality of examinations and states that the report does not provide any proof to support OIG's comment. FHFA also does not concur with the report's reference to the quality of its examination staff.</p>

FY 2011 Financial Summary

For FY 2010 and FY 2011, FHFA achieved an unqualified (clean) opinion from the GAO on its annual financial statements. GAO noted no material weaknesses or significant deficiencies in FHFA's internal controls and cited no instances of noncompliance with laws and regulations. In accordance with the Office of Management and Budget's (OMB) Circular No. A-123, *Management's Responsibility for Internal Control*, FHFA continued to assess the effectiveness of its internal controls annually. FHFA received, for the third consecutive year, the Certificate of Excellence in Accountability Reporting (CEAR) award for its *FY 2010 Performance and Accountability Report* from the Association of Government Accountants. The CEAR is awarded



FHFA received, for the third consecutive year, the Certificate of Excellence in Accountability Reporting award for its FY 2010 Performance and Accountability Report from the Association of Government Accountants

presented to agencies that have demonstrated excellence in integrating performance and accountability reporting.

Source of Funds

HERA authorizes FHFA to collect annual assessments from its regulated entities to pay its costs and expenses and maintain a working capital fund. Under HERA, annual assessments are levied against the Enterprises and the FHLBanks to cover the cost and expenses of the agency's operations for supervision of the regulated entities.

FHFA calculates the assessments for each Enterprise by determining the proportion of each Enterprise's assets and off-balance sheet obligations to the total for both Enterprises and then applying each of the Enterprise's proportion (expressed as a percentage) to the total budgeted costs for regulating the Enterprises. FHFA calculates the assessments for each of the 12 FHLBanks by determining each FHLBank's share of minimum required regulatory capital as a percentage of the total minimum capital of all the FHLBanks and applying this percentage to the total budgeted costs for regulating the banks. Assessments are paid semiannually on October 1 and April 1. FHFA collected assessments of \$200.6 million during FY 2011, which included a \$9.5 million special assessment on the Enterprises related to conservatorship activities and a \$29 million assessment for costs related to the establishment and operations of an Office of Inspector General.

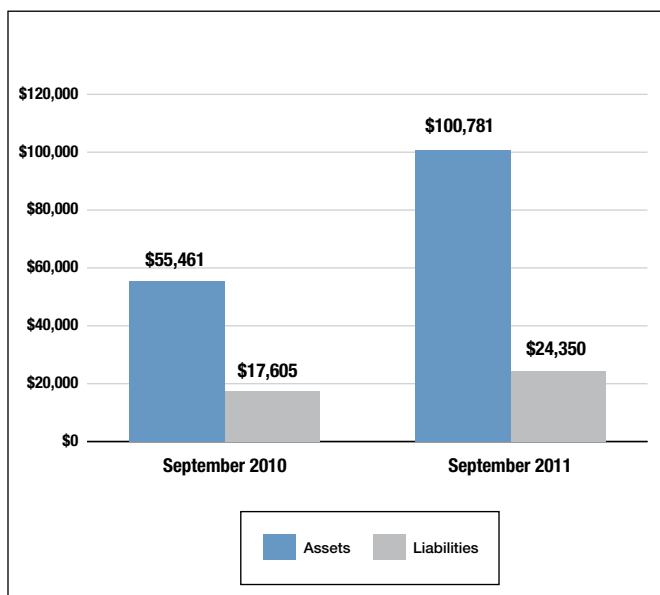
Analysis of Financial Statements

The principal financial statements present FHFA's financial position, net cost of operations, changes in net position, and budgetary resources for fiscal years 2011 and 2010. Financial statements and notes for fiscal years 2011 and 2010 appear on pages 75-101. Highlights of the financial information presented in the principal financial statements follow.

BALANCE SHEET

The Balance Sheet presents, as of the end of the fiscal year, the recorded value of assets and liabilities retained or managed by FHFA. The difference between the assets and liabilities represents FHFA's net position. The Balance Sheet reflects total assets of \$100.8 million, an 82 percent increase over FY 2010. The increase is primarily due to a \$15.4 million increase in Fund Balance With Treasury due to the collection of assessment funds related to the establishment and operations of an Office of Inspector General and a \$27.4 million increase in Investments due to an increase in assessments for a larger FY 2011 operating budget. FHFA's total liabilities increased by \$6.7 million, a 38 percent increase over FY 2010. The increase is primarily due to an increase in unfunded leave and accounts payable associated with the establishment of an Office of Inspector General. As a result, FHFA's net position as of September 30, 2011, was \$76.4 million, a \$38.5 million increase over the \$37.9 million net position as of September 30, 2010. The increase in net position is due to FHFA collecting funds in excess of operating costs for the year (see Figure 9).

**Figure 9 • Assets and Liabilities
(Dollars in Thousands)**



STATEMENT OF NET COST

The Statement of Net Cost presents the components of FHFA's net cost, which is the gross cost incurred less any revenues earned. FHFA's FY 2011 total program net (income)/costs, as reflected on the Statement of Net Cost, were -\$33.4 million (or net revenue) as compared to the -\$14.6 million in FY 2010. This change reflects the increase in gross costs and earned revenue needed to carry out its mission as reflected in its FY 2011 operating budget. The operating budget increase between fiscal years is the result of increased mission costs and the establishment and operations of an Office of Inspector General. However, during the course of the year, FHFA did not fully expend its FY 2011 earned revenue, thereby resulting in an excess of revenue over cost. FHFA's costs for FY 2011 were less than expected and budgeted for, resulting in a surplus. FHFA issues a credit for unobligated funds as of September 30, 2011, against next year's assessment to the regulated entities (see Figure 10).

Consistent with the Government Performance and Results Act of 1993, the Statement of Net Cost is reported by FHFA's strategic goals. FHFA tracked resource allocations and program costs to the strategic goals (responsibility segments) developed for FHFA's strategic plan. Strategic Goals, 1 – Safety and Soundness; 2 – Affordable Housing; and 3 – Conservatorship, guide program offices to carry out FHFA's vision and mission. FHFA has a Resource Management Strategy, which is distributed proportionately to Strategic Goals 1-3 based on the percentage of direct costs of each goal to the total direct costs for FHFA. FHFA places a significant emphasis on Strategic Goal 1, Safety and Soundness, which comprises a major portion of the total program costs. FHFA-OIG allocated their costs to FHFA's Resource Management Strategy.

Figure 10 • Total Net (Income from)/Cost of Operations (Dollars in Thousands)

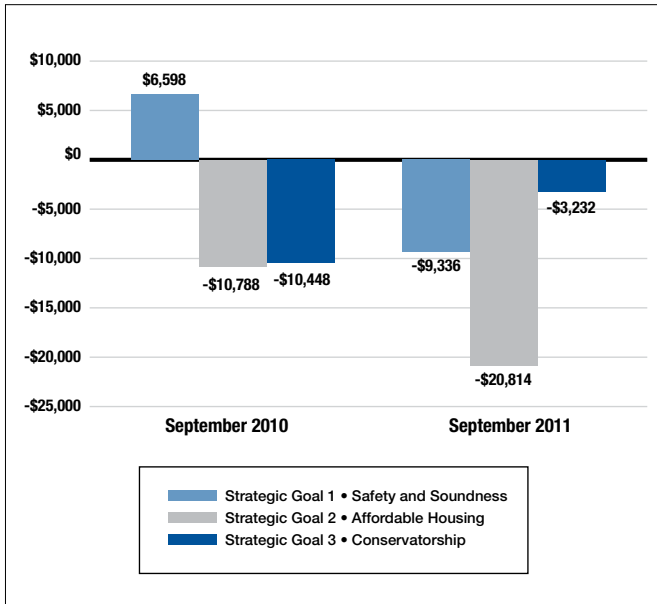
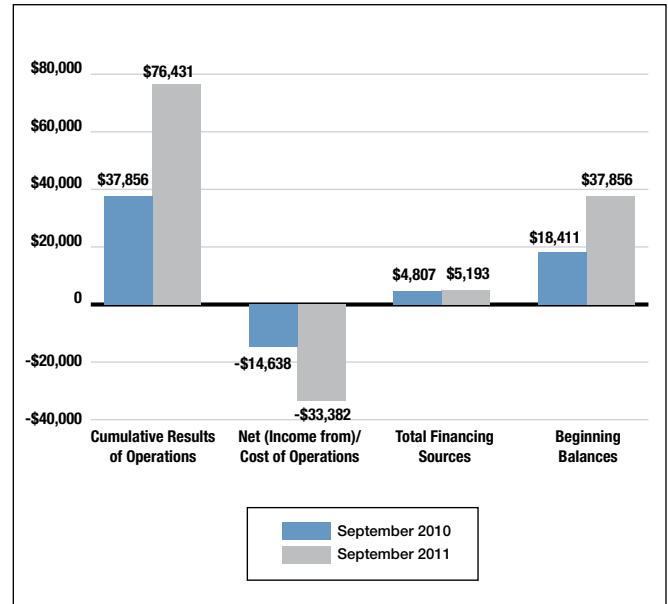


Figure 11 • Statement of Changes in Net Position (Dollars in Thousands)



STATEMENT OF CHANGES IN NET POSITION


The Statement of Changes in Net Position presents those accounting items that caused the net position section of the Balance Sheet to change from the beginning to the end of the reporting period. Financing sources increase net position. FHFA’s financing source is imputed financing from costs absorbed on FHFA’s behalf by other Federal agencies. Net income from/cost of operations impacts net position.

FHFA’s net position as of September 30, 2011, was \$76.4 million, a \$38.5 million increase over the \$37.9 million net position as of September 30, 2010. The increase in net position is due to FHFA collecting funds in excess of operating costs for the year. FHFA’s cumulative results of operations for the period ending September 30, 2011, increased \$38.6 million, due primarily to net income from operations of \$33.4 million (see Figure 11).

STATEMENT OF BUDGETARY RESOURCES

This statement provides information about the provision of budgetary resources and their status as of the end of the reporting period. FHFA’s total budgetary resources as of September 30, 2011, was \$253.6 million, a \$98 million increase over the \$155.6 million total budgetary resources as of September 30, 2010. The 2011 budgetary resources were primarily comprised of \$200.6 million in assessments, \$29 million in spending authority from offsetting collections, \$22.7 million in unobligated balance brought forward from FY 2010, and \$1 million in recoveries of prior year unpaid obligations. The increase in budgetary resources is the result of increased mission costs and the establishment and operations of an Office of Inspector General. Obligations incurred increased \$93.1 million to \$225.9 million in FY 2011. Gross outlays increased \$64 million to \$186.9 million in FY 2011 (see Figure 12).

Figure 12 • Statement of Budgetary Resources Comparisons (Dollars in Thousands)



Limitations of the Financial Statements

FHFA management has prepared its fiscal years 2011 and 2010 financial statements from the books and records of the agency in accordance with the requirements of the Office of Management and Budget Circular A-136, *Financial Reporting Requirements*, as amended. The financial statements represent the financial position and results of operations of the agency pursuant to the requirements of Chapter 31 of the U.S. Code section 3515 (b). While these statements have been prepared from the agency's books in accordance with the formats prescribed by OMB, the statements are in addition to the financial reports used to monitor and control budgetary resources, which are prepared from the same books and records. These statements should be read with the understanding that they are for a component of the U.S. government, a sovereign entity.

Internal Controls

During FY 2011, FHFA adhered to the internal control requirements of the Federal Managers Financial Integrity Act of 1982 and the guidance provided by OMB Circular

A-123. FHFA's Executive Committee on Internal Controls (ECIC) met quarterly to oversee internal controls and provide recommendations to the FHFA Acting Director on the effectiveness of FHFA's internal controls.

In 2011, the ECIC members were the Deputy Chief Operating Officer who served as the Chairman, the Chief Financial Officer who served as the Vice-Chairman, the Chief Information Officer, the Deputy Director for Enterprise Regulation, the Deputy Director for Bank Regulation, the Deputy Director for Examination Programs and Support, the Deputy Director for Housing Mission and Goals, the General Counsel, and the Associate Director Office of Quality Assurance. The Chairman and Vice Chairman invited other FHFA executives when appropriate. ECIC also established senior assessment teams to review specific areas when needed.

During FY 2011, pursuant to its obligations under OMB Circular A-123, FHFA monitored and assessed the following three areas:

RELIABILITY OVER FINANCIAL REPORTING

FHFA's Office of Budget and Financial Management assessed the agency's financial reporting controls according to the requirements outlined in OMB Circular A-123, Appendix A.

COMPLIANCE WITH LAWS AND REGULATIONS

Assessment teams from FHFA divisions and offices identified the significant laws and regulations that relate to the operations for their respective offices. Assessment teams documented the actions that demonstrated compliance, and the agency's Office of General Counsel reviewed all submissions.

EFFECTIVENESS AND EFFICIENCY OF OPERATIONS

Assessment teams from FHFA divisions and offices reviewed controls over operations using the criteria outlined in the GAO Internal Control Management and Evaluation Tool. Division and office managers and the Office of Budget and Financial Management reviewed the reports of the assessment teams.

ECIC reviewed documentation from all three areas. In compliance with the FMFIA requirements, the Acting Director, on the basis of a recommendation from ECIC, provided reasonable assurance that internal controls over the effectiveness and efficiency of operations, compliance with applicable laws and regulations, and financial reporting as of September 30, 2011 were operating effectively and that no material weaknesses or significant deficiencies were found in the design or operation of the internal controls. This assurance can be found in the “Management’s Discussion and Analysis” section of this report and meets the FMFIA reporting requirement for internal controls.

The FHFA-OIG began operation in mid-October 2010 and adhered to the internal control requirements of FMFIA and the guidance provided by OMB Circular A-123. In order to ensure compliance, the FHFA-OIG formed an ECIC and established a senior assessment team headed by the Chief of Staff to assess the internal controls of the OIG. The assessment team included participants from each office within the FHFA-OIG. Based on its review of the internal control assessments, OIG’s ECIC provided reasonable assurance that OIG offices have developed and maintained effective internal controls for FY 2011, and no significant deficiencies or material weaknesses have been identified.

The Office of Counsel, under the Chief Counsel’s direction, is FHFA-OIG’s principal authority on legal matters pertaining to FHFA-OIG activities, duties, and authorities. The Office of Counsel works to ensure that all FHFA-OIG activities are conducted in accordance with applicable legal requirements. Starting with the creation of FHFA-OIG in mid-October 2010, the Office of Counsel has developed rules, policies, and procedures to ensure full FHFA-OIG compliance with such requirements. Although these efforts continue, no FHFA-OIG office identified substantive deviations from full compliance with those legal authorities to which it is subject. Based on these factors and the controls assessments performed at each OIG office, the FHFA-OIG ECIC members determined that the FHFA-OIG’s A-123 efforts provide reasonable assurance that FHFA-OIG complies with laws and regulations applicable to FHFA generally, and to FHFA-OIG specifically. The FHFA-OIG ECIC recommended the Inspector General sign an assurance statement to the

FHFA Acting Director recommending an unqualified statement of assurance relative to the two areas assessed by the OIG; effectiveness and efficiency of operations, and compliance with laws and regulations.

Federal Management System and Strategy

Section 1106(g)(3) of HERA requires FHFA to implement and maintain financial management systems that comply substantially with federal financial management systems requirements, applicable federal accounting standards, and the U.S. Government Standard General Ledger at the transaction level. FHFA, including FHFA-OIG, uses the Bureau of the Public Debt for its accounting services and that agency’s financial management system which includes (1) a core accounting system—Oracle Federal Financials; (2) three feeder systems—PRISM (procurement), GovTrip (travel), and Citidirect (charge card); (3) a reporting system—Discoverer; and (4) an inventory tracking system. FHFA is responsible for overseeing the Bureau of the Public Debt’s performance of accounting services for the agency. A financial oversight document outlines the assignment of activities between FHFA and the Bureau of the Public Debt. The financial management system includes manual and automated procedures and processes from the point at which a transaction is initiated to issuance of financial reports. The system meets the requirements of HERA Section 1106(g)(3). FHFA also uses the National Finance Center, a service provider within the Department of Agriculture, for its payroll and personnel processing. FHFA has streamlined accounting processes by electronically interfacing data from charge cards, investment activities, the GovTrip travel system, the PRISM procurement system, and the National Finance Center payroll system to FMS.

Federal Information Security Management Act

Title III of the Electronic Government Act of 2002, titled the Federal Information Security Management Act (FISMA), requires all federal agencies to develop and implement an agency-wide information security program. The program provides the framework to protect the

agency's information, operations, and assets. During FY 2011, OMB issued guidance requiring federal agencies to continuously monitor the security posture of information systems to enable timely decision making regarding identified vulnerabilities and threats. To accomplish this, agencies automate security-related activities and acquire tools that correlate and analyze security-related information.

The FHFA-OIG is required to review the agency's information security program annually and report the results to OMB as required by FISMA. FHFA's information security program activities during FY 2011 reflect efforts focused on enhancing the agency's continuous monitoring compliance program. Such compliance requires FHFA to proactively monitor the security posture of its information technology infrastructure through the implementation of operational, management, and technical controls, including automated security tools and supplemental resources for monitoring activities. The tools and activities include certifying and accrediting information systems before they become operational, reviewing system logs and configuration management activities, and performing periodic vulnerability scans.

Other FY 2011 information security program activities included implementing a new intrusion detection system, updating information security policy with comprehensive procedures, and performing annual security control assessments of FHFA information systems, including FMS. FHFA maintained security certification and accreditation on 100 percent of all major systems in production and provided security awareness training through a new automated learning management information system to all FHFA employees and contractors. FHFA also addressed security-related weaknesses for systems noted in the prior year FISMA review as well as mitigating vulnerabilities identified during certification and accreditation.

The FY 2011 FISMA review concluded that FHFA generally has a sound risk management framework for its information security program. Although FHFA's information security program had a number of strengths, including but not limited to its information system security training, system-level planning, risk assessment, access authorization, and continuous control monitoring, the audit identified security practices that can be improved.

Specifically, FHFA had not:

- Finalized, disseminated, and implemented an organization-wide information security program plan that defines such key requirements as security-related roles and responsibilities and security program controls;
- Updated the agency's policies and procedures to address completely all of the NIST-recommended components within the control families applicable to FHFA information systems;
- Developed, disseminated, and implemented an information categorization policy and methodology;
- Implemented adequate procedures for tracking and monitoring correction of weaknesses or deficiencies through Plan of Action and Milestones;
- Implemented adequate procedures for ensuring remediation of weaknesses noted in network vulnerability assessments.

All of the findings have been addressed and remediation efforts are underway.

Management Report on Final Action

As required under amended Section 5 of the Inspector General Act of 1978, FHFA must report information on final action taken by management on certain audit reports. FHFA-OIG has not identified any disallowed costs or funds put to better use for FY 2011. Additionally, FHFA does not have any audit reports without final actions but with management decisions over one year old for FY 2011.

Erroneous Payments

The Improper Payments Information Act of 2002 requires that agencies (1) review activities susceptible to significant erroneous payments; (2) estimate the amount of annual erroneous payments; (3) implement a plan to reduce erroneous payments; and (4) report the estimated amount of erroneous payments and the progress to

reduce them. The Act defines significant erroneous payments as the greater of 2.5 percent of program activities or \$10 million.

FHFA has implemented and maintains internal control procedures that ensure disbursement of federal funds for valid obligations. FHFA has identified no activities susceptible to significant erroneous payments that meet the Act’s thresholds.

Prompt Pay

The Prompt Payment Act requires federal agencies to make timely payments to vendors and improve the cash management practices of the government by encouraging the use of discounts when they are justified. This also means that FHFA must pay its bills within a narrow window of time. In FY 2011, the dollar amount subject to prompt payment was \$44.2 million. The amount of interest penalty paid in FY 2011 was \$222, or 0.00050 percent, of the total dollars disbursed.

Figure 13 • Summary of Financial Statement Audit and Management Assurances

Table 1: Summary of Financial Statement Audit

AUDIT OPINION	UNQUALIFIED				
RESTATEMENT	NO				
Material Weaknesses	Beginning Balance	New	Resolved	Consolidated	Ending Balance
Total Material Weaknesses	0	0	0	0	0

Table 2: Summary of Management Assurances

Effectiveness of Internal Control Over Financial Reporting (Federal Management Financial Integrity Act Paragraph 2)						
STATEMENT OF ASSURANCE	UNQUALIFIED					
Material Weaknesses	Beginning Balance	New	Resolved	Consolidated	Reassessed	Ending Balance
Total Material Weaknesses	0	0	0	0	0	0
Effectiveness of Internal Control Over Operations (Federal Management Financial Integrity Act Paragraph 2)						
STATEMENT OF ASSURANCE	UNQUALIFIED					
Material Weaknesses	Beginning Balance	New	Resolved	Consolidated	Reassessed	Ending Balance
Total Material Weaknesses	0	0	0	0	0	0
Conformance with Financial Management System Requirements (Federal Management Financial Integrity Act Paragraph 4)						
STATEMENT OF ASSURANCE	SYSTEMS CONFORM TO FINANCIAL MANAGEMENT SYSTEM REQUIREMENTS					
Non-Conformances	Beginning Balance	New	Resolved	Consolidated	Reassessed	Ending Balance
Total Non-Conformances	0	0	0	0	0	0



Federal Housing Finance Agency

1625 Eye Street, N.W., Washington, D.C. 20006-4065

Telephone: (202) 408-2500

Facsimile: (202) 408-1435

www.fhfa.gov

October 12, 2011

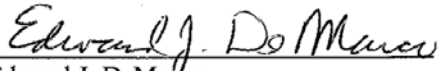
Federal Managers' Financial Integrity Act
Statement of Assurance
Fiscal Year 2011

The Federal Housing Finance Agency (FHFA) management is responsible for establishing and maintaining effective internal control and financial management systems that meet the objectives of the Federal Managers' Financial Integrity Act (FMFIA).

FHFA conducted its assessment of the effectiveness of internal control over the effectiveness and efficiency of operations and compliance with applicable laws and regulations in accordance with OMB Circular A-123, Management's Responsibility for Internal Control. Based on the results of this evaluation, FHFA can provide reasonable assurance that its internal control over the effectiveness and efficiency of operations and compliance with applicable laws and regulations as of September 30, 2011 was operating effectively and that no material weaknesses were found in the design or operation of the internal controls.

In addition, FHFA conducted its assessment of the effectiveness of internal controls over financial reporting, which includes safeguarding of assets and compliance with applicable laws and regulations, in accordance with the requirements of Appendix A of OMB Circular A-123. Based on the results of this evaluation, FHFA can provide reasonable assurance that its internal controls over financial reporting as of September 30, 2011 were operating effectively and no material weaknesses were found in the design or operation of the internal controls over financial reporting.

In accordance with the requirements of FMFIA, FHFA's financial management systems are substantially in compliance with the requirements for federal financial management systems as presented in A-127, Financial Management Systems as of September 30, 2011.


Edward J. DeMarco
Acting Director

10-13-2011
Date

PERFORMANCE SECTION

Managing and Measuring Performance

Strategic Human Capital Management

Strategic Goal 1 – Safety and Soundness

Strategic Goal 2 – Housing Mission

Strategic Goal 3 – Conservatorship

Resource Management Strategy

Managing and Measuring Performance

The performance section is organized by strategic goals to describe FHFA’s efforts to meet the goals defined in the agency’s FY 2009–2014 strategic plan. In 2012, FHFA will release a strategic plan for FY 2012–2016 that describes the agency’s revised long-term goals.

This section includes a discussion of each performance goal and the results of the performance measures, as well as explanations for why the agency did not meet some measures.

FHFA develops an annual performance plan that establishes specific outcomes to accomplish the strategic goals. The annual plan outlines performance measures used to track achievement of each goal. In FY 2011, there were 14 performance goals; 10 supported the agency’s three strategic goals and 4 supported our resource management strategy.

The 29 performance measures indicate the achievement level toward the larger performance goal. Figure 14 shows the hierarchy of FHFA’s performance goals and measures. It also illustrates how FHFA intends to devote its resources to fulfill its mission in practical and measurable ways.

A numbering system links performance measures to strategic and performance goals. For each performance measure, the first digit represents the strategic goal it supports, the second digit is the number of the performance goal, and the third digit is the number of the performance measure related to that goal. For example, performance measure 3.2.1 supports strategic goal 3 and performance goal 3.2, and it is the first performance measure under that goal.

The annual performance budget describes how FHFA achieves its goals and the costs, systems, and initiatives associated with them. The agency accomplishes its mission primarily by

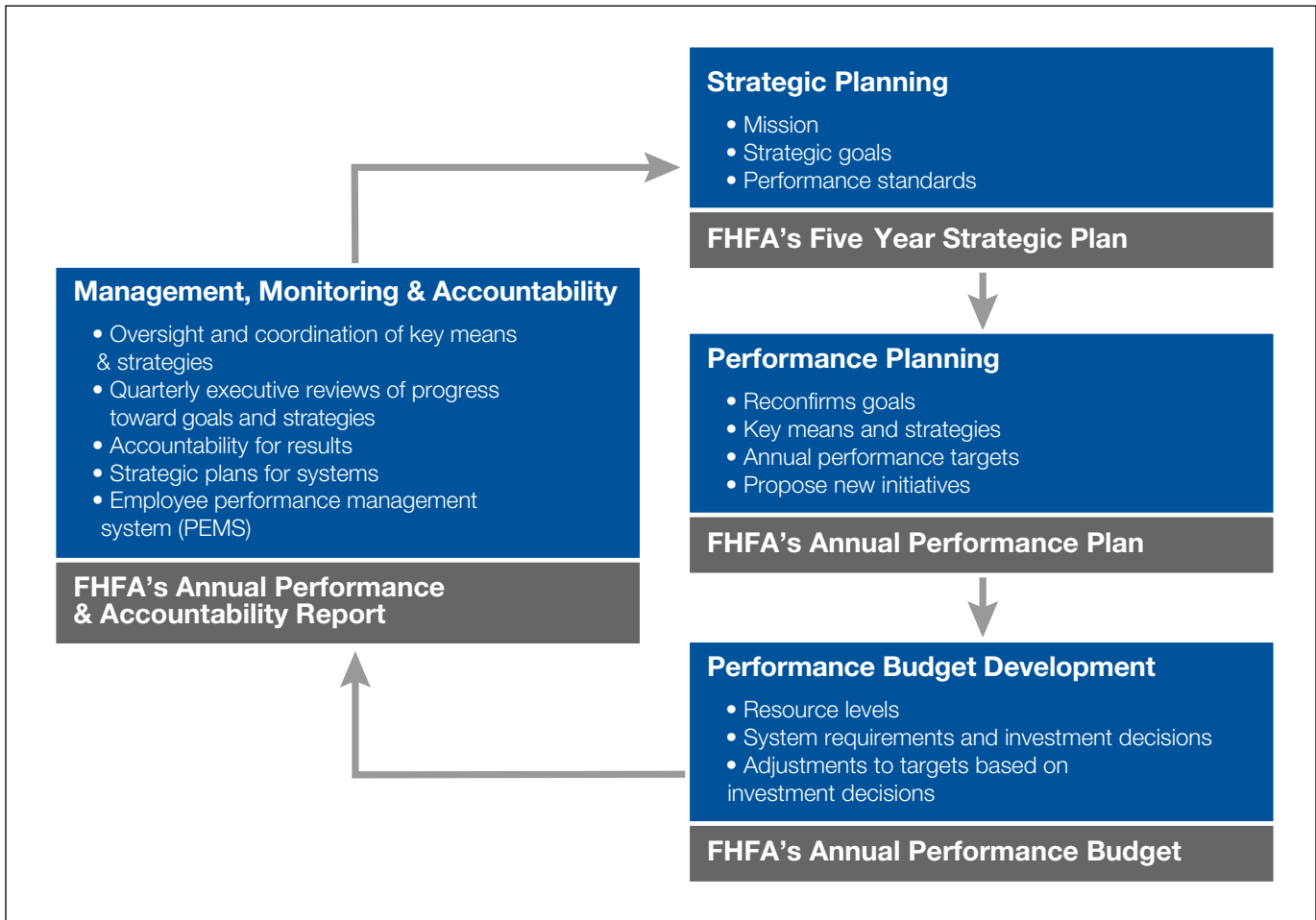
- examining the regulated entities;
- monitoring their progress in completing their remediation plans;
- assessing their capital adequacy;
- preserving and conserving Enterprise assets;
- setting and enforcing affordable housing goals;
- monitoring credit and financial market conditions; and
- researching and analyzing the regulated entities and the housing markets.

Figure 14 • FHFA’s Goal Hierarchy



FHFA analyzes its performance results throughout the year to gauge the execution and effect of agency programs. During FY 2011, FHFA executives and staff were required to submit quarterly reports on the progress they made toward achieving performance measures for which they were accountable. The FHFA Acting Director holds quarterly performance tracking meetings with senior executive leaders to review accomplishments and make needed adjustments to programs. The agency uses the quarterly reports as the basis for developing this report. See Figure 15 for an outline of FHFA’s performance management cycle.

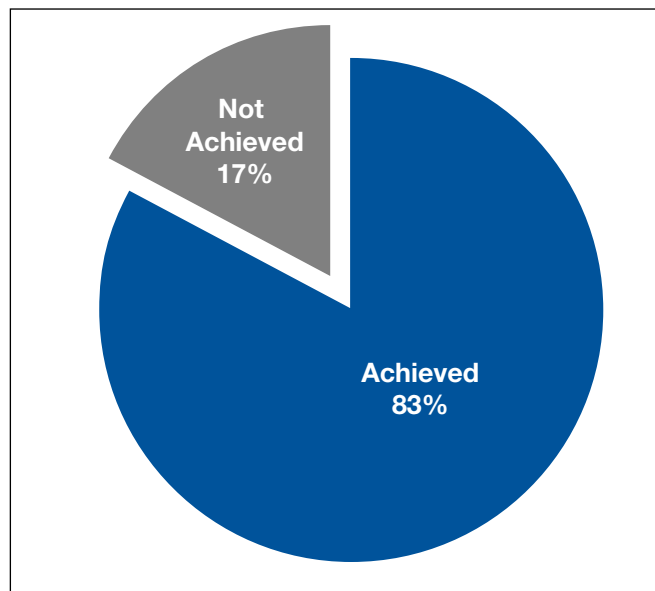
Figure 15 • FHFA’s Performance Management Cycle



Most of FHFA’s performance measures, with the exception of data used as input for capital calculations, reflect internal milestones. Some of the performance measures depend on the actions and results of the regulated entities. The information reported in this *Performance and Accountability Report* is complete and reliable.

Strategic and performance goals are developed during the planning process and later approved by the Acting Director. Senior executive leaders develop performance measures, as well as the means and strategies that describe how FHFA is going to measure performance. Finally, the sources of data are identified and verified to ensure accuracy, reliability, and completeness. Figure 16 depicts FHFA’s achievement of performance measures for FY 2011.

Figure 16 • FY 2011 Performance Measures





The Strategic Planning staff works on performance tracking and coordinating the development of the PAR.

Verification and Validation of Performance Data

The data for all the performance goals are complete and reliable. The data are created internally, reported in the agency's performance tracking system, and reviewed each quarter by senior management. Additionally, FHFA's staff document the procedures used to obtain and validate the data to ensure the accuracy and accountability of the information.

During the performance planning cycle, the following data are collected on each performance measure:

- Definition
- Data source
- Process for calculating or tabulating performance data
- Process for validation and verification
- Responsible manager
- Location of documentation

Data related to supervision activities are collected through FHFA's supervision process and reviewed by the quality assurance staff and FHFA management.

Strategic Human Capital Management

FHFA's Human Capital programs and operations are aligned to fully support the agency's outcome goals. Each FHFA human resources personnel hold strategic planning meetings with executives and managers across the agency. During the strategic planning sessions, the outcome goals for the coming year are discussed. Together, staff and managers identify human capital resource needs, training and development requirements, and policies and programs to be implemented to support managers in meeting FHFA's outcome goals. As specific human capital initiatives are defined to meet outcome goals, they are captured in the FHFA Annual Human Capital Action Plan.

The action plan establishes milestones and allows for tracking and monitoring the accomplishment of initiatives in direct support of the agency's outcome goals. The action plan compliments FHFA's Strategic Human Capital Plan and the FHFA Strategic Plan and ensures accountability for human capital policies and activities that are fluid and in direct support of agency outcome goals. Specific initiatives within the Human Capital Action Plan include activities to assess and close employee skill gaps, ensure leadership bench strength, provide timely and high quality recruitment and staffing of vacant positions, implement automated human capital management systems, and ensure successful management of individual employee performance.

STRATEGIC GOAL



SAFETY AND SOUNDNESS

The housing GSEs operate in a safe and sound manner and comply with legal requirements.





As regulator of the housing government-sponsored enterprises (GSEs), FHFA has statutory responsibility to ensure that they operate in a safe and sound manner and that the operations and activities of each regulated entity promote liquidity, efficiency, and competition in housing finance.

During FY 2011, as in other years, FHFA examined the regulated entities, identified the principal financial and

operational risks confronting them, and evaluated the systems, policies, procedures and practices used to manage those risks. After identifying risks, the examinations assessed risk mitigation measures. FHFA examiners held ongoing discussions with GSE managers and members of their boards of directors to identify high-risk areas and evaluate risk management strategies.

PERFORMANCE GOAL 1.1

Fannie Mae and Freddie Mac (the Enterprises) comply with legal requirements and operate in a safe and sound manner with adequate capital and access to funds and capital.

PERFORMANCE MEASURE 1.1.1	2010		2011	
	TARGET	PERFORMANCE	TARGET	PERFORMANCE
Component ratings at each Enterprise (see Figure 17)	 September 30, 2010	The market risk rating for Freddie Mac improved from critical to significant concerns for the quarter ending March 31, 2010, based on improvements in interest rate risk management. Component ratings did not improve at Fannie Mae during FY 2010. Several areas, improved, increasing the likelihood that some component ratings will improve during the next fiscal year.	 Improve in one or more by September 30, 2010	Target not met. The composite ratings for both Fannie Mae and Freddie Mac are critical concerns. Stress on the mortgage market and poor financial performance by the Enterprises continues.
PERFORMANCE MEASURE 1.1.2	TARGET	PERFORMANCE	TARGET	PERFORMANCE
Matters requiring attention (MRAs) that are more than 120 days old are resolved or are being resolved in accordance with an acceptable remediation plan.	 90% Quarterly (90 calendar days)	80 MRAs were cited. Of those, 61 (76 percent) were resolved or were in the process of being resolved in accordance with a remediation plan acceptable to FHFA within 90 calendar days of recognition. FHFA met this performance measure the last three quarters of the fiscal year, but the target was "not met" because of the failure to meet the target in the first quarter of FY 2010.	 90% Quarterly	All MRAs were open fewer than 20 days. There were 27 total conclusion letters in FY 2011. All of them were resolved or were in the process of being resolved in accordance with a remediation plan acceptable to FHFA within 90 calendar days of recognition. FHFA met this target 100 percent each quarter of FY 2011.

PERFORMANCE RESULTS KEY: Goal Fulfillment

 Target Met

 Target Not Met

PERFORMANCE GOAL 1.1

FHFA conducts risk-based supervision and examinations of the Enterprises to ensure they operate in a safe and sound manner. Component ratings are assigned for each of six areas: governance, earnings, capital, credit risk, market risk, and operational risk. See page 55 for more on the GSE Enterprise risk rating structure. FHFA did not meet performance measure 1.1.1 for FY 2011.

A key risk to achieving component ratings at both Enterprises during the fiscal year was continued stress on the mortgage market and continued poor financial performance by the Enterprises. Both Enterprises’ composite ratings were affected by the stressed economy and the resulting credit problems, which had a negative effect on operations and counterparties. Some of the significant problems the Enterprises face have been outstanding for years; however, the boards of each Enterprise have made some progress in addressing them. The most severe areas

in need of correction are in operations and independent operational risk oversight.

Both Enterprises experienced turnover and continued change in several key areas, particularly enterprise-wide risk management. FHFA will continue to press the Enterprises to improve operations. Key challenges to meeting this goal in the future will be the health of the U.S. economy, house prices, and human capital risk at the Enterprises.

FHFA improved its performance over the last fiscal year in relation to remediation activities. The agency took a variety of steps based on examination findings to ensure that the Enterprises correct deficiencies noted by examiners. During FY 2011, FHFA met performance measure 1.1.2. for each quarter. The target was achieved because the examination staff focused on remediating matters requiring attention (MRAs). All MRAs were reported being open fewer than 120 days.

Figure 17 • GSE Enterprise Risk Rating System

		QUALITY OF RISK		
		Low	Moderate	High
QUALITY OF RISK MANAGEMENT	Strong	No or minimal Concerns	No, minimal, or limited concerns	Limited concerns
	Satisfactory	No, minimal, or limited concerns	Limited concerns	Significant concerns
	Requires Improvement	Limited concerns	Significant concerns	Significant or critical concerns
	Weak	Significant concerns	Significant or critical concerns	Critical concerns

Risk Rating Structure for the Enterprises

The supervisory rating structure for the Enterprises is referred to as GSE Enterprise Risk (GSEER). GSEER stands for **G**overnance, **S**olvency, **E**arnings, and **E**nterprise **R**isk (credit, market, and operational risks). FHFA examination personnel recommend individual ratings for each risk area and an overall composite rating that provides the agency with a picture of the overall condition and safety and soundness of each Enterprise. The FHFA Director approves the final rating for each Enterprise.

GOVERNANCE includes policies and controls related to financial and regulatory reporting, leadership effectiveness of the Board of Directors and Enterprise management, compliance, overall risk management, strategy, internal audit, and reputation risk.

SOLVENCY includes capital adequacy as determined by regulatory standards, economic capital, capital management, and planning.

EARNINGS include the adequacy of earnings to build and maintain capital and provide acceptable returns to shareholders, quality of earnings, earnings projections, integrity of management information systems, and soundness of the business model.

ENTERPRISE RISK includes credit risk, market risk, and operational risk. Credit risk comprises accounting, counterparty, credit models, multifamily, portfolio credit, and single family. Market risk comprises accounting, interest rate, liquidity, and market models. Operational risk comprises accounting, financial reporting, information technology, internal controls, and operational models. When determining the safety and soundness level for each of the GSEER categories, examiners look at both the quantity of risk relative to earnings and capital and quality of risk management in each area. The rating scheme takes into account external factors, such as current

market conditions and internal factors, including how much risk each Enterprise takes on and how well they measure and manage it. Ratings are given for each area on a four-tiered scale:







- No or Minimal Concerns
- Limited Concerns
- Significant Concerns
- Critical Concerns

The overall rating reflects FHFA's judgment about the safety and soundness of the Enterprise. To determine the risks related to each of the GSEER categories, examiners review the operations and transactions of Fannie Mae and Freddie Mac throughout the year against standards set forth in the agency's supervisory handbook. Examiners complete an assessment and rating at the end of each quarter in a process of continuous supervision and examination.

At the end of the calendar year, FHFA summarizes the safety and soundness and financial condition of each Enterprise in its *Annual Report to Congress*, including the overall composite GSEER rating. The supervisory handbook and *Annual Report to Congress* are available on FHFA's website. See Figure 17 for a description of how the GSE Enterprise risk rating system reflects both the level of risk and the quality of risk management.

PERFORMANCE GOAL 1.2

The FHLBanks and the Office of Finance comply with legal requirements and operate in a safe and sound manner, with adequate capital and access to funds and capital.

PERFORMANCE MEASURE	2010		2011	
	TARGET	PERFORMANCE	TARGET	PERFORMANCE
<p>PERFORMANCE MEASURE 1.2.1</p> <p>Composite rating at each FHLBank and Office of Finance. Note: If rating is less than 2 in our examination measuring scheme, an acceptable performance improvement plan will be included with the bank's response to the report of examination (see Figure 18).</p>	 2 or better or, within 180 days of a rating downgrade to below 2, operating under an approved capital restoration plan	Seven institutions were rated below 2 in FY 2010. Four were operating under an acceptable performance improvement plan within 90 days of the downgrade, three were not.	 2 or better or, within 180 days of a rating downgrade to below 2, operating under an approved capital restoration plan	One institution was downgraded below 2 during FY 2011 and developed a remediation plan within 180 days of the downgrade.
<p>PERFORMANCE MEASURE 1.2.2</p> <p>Capital rating at each FHLBank.</p>	 Quarterly (90 calendar days)	Eleven of the 12 FHLBanks were adequately capitalized throughout FY 2010. One bank was classified as undercapitalized. That bank subsequently stipulated to a consent order, which constituted its approved capital restoration plan.	 Classified adequately capitalized or, within 180 days of a rating downgrade, operating under an approved capital restoration plan	Eleven of the 12 FHLBanks were adequately capitalized throughout FY 2011. FHFA has continued to classify one bank as undercapitalized. The consent order and associated agreement constitute the FHLBank's capital restoration plan.
<p>PERFORMANCE MEASURE 1.2.3</p> <p>MRAs that are more than 90 days old are resolved or being resolved in accordance with an acceptable remediation plan.</p>	 90% Quarterly	FHFA examiners identified MRAs at FHLBanks during FY 2010. All matters requiring attention were either successfully resolved or in the process of being resolved in accordance with an approved remediation plan within 90 calendar days.	 90% Quarterly	FHFA examiners identified MRAs at FHLBanks during FY 2011. All MRAs more than 90 days old were either successfully resolved or being resolved with an acceptable remediation plan within 90 calendar days.

PERFORMANCE RESULTS KEY: Goal Fulfillment

 Target Met

 Target Not Met

PERFORMANCE GOAL 1.2

FHFA supervises the FHLBanks primarily through on-site examinations and off-site monitoring and analysis. In FY 2011, FHFA conducted supervisory examinations and monitored activities for each of the 12 FHLBanks and the joint Office of Finance to ensure that they maintain appropriate internal controls, risk management processes, credit and collateral practices, liquidity, adequate capital, and access to capital markets.

In FY 2011, FHFA examined all the FHLBanks and the Office of Finance. Each FHLBank and the Office of Finance was assigned composite and component examination ratings. Ratings for the FHLBanks are outlined on page 58. In FY 2011, FHFA met performance measure 1.2.1, which targets each FHLBank and the Office of Finance to receive a score of 2 or better or, within 180 days of a rating downgrade to below 2, operate under an acceptable performance improvement plan. The number of institutions rated below 2 remained at seven in FY 2011 as a result of a downgrade in one institution's rating and an improvement in another's rating. The downgraded institution submitted a remediation plan to FHFA within 180 days.

In FY 2011, the financial condition and performance of the FHLBanks improved as measured by market value,

but certain FHLBanks continued to be negatively affected by exposure to private-label mortgage-backed securities (MBS) and declines in advance balances. Member demand for advances was constrained by the continued weak national economy, which has depressed loan demand, and by high levels of liquidity at member institutions.

During FY 2011, FHFA assessed the capital levels and capital ratios at each FHLBank and sent prompt corrective action letters each quarter. Eleven of the FHLBanks were deemed adequately capitalized each quarter. One FHLBank was classified as undercapitalized. The Seattle FHLBank, entered into a consent order with FHFA on October 25, 2010. The order established a stabilization period that ran through the filing of the bank's June 30, 2011, financial statements. During this period, the bank continued to be deemed undercapitalized. The consent order and associated agreement constitute the Seattle FHLBank's capital restoration plan, which is a necessary but not sufficient precursor to remediation of its capital deficiencies.

During FY 2011, FHFA set a goal of each FHLBank having in place an acceptable remediation plan to resolve any MRAs more than 90 days old. FHFA met this goal for FY 2011.

Figure 18 • FHLBank Rating System

		LEVEL OF RISK		
		Low	Moderate	High
QUALITY OF RISK MANAGEMENT	Strong	1	1-2	2-3
	Adequate	1-2	2-3	3-4
	Weak	2-3	3-4	4

FHLBank Rating System

FHFA uses a risk-focused rating system to rate each FHLBank and the Office of Finance annually.

FHFA issues ratings of the FHLBanks based on an evaluation of five key components:

- Corporate governance
- Market risk
- Credit risk
- Operational risk
- Financial condition and performance

The composite rating for the Office of Finance is based on an evaluation of corporate governance and operational risk.

FHFA takes into account the administration of an FHLBank's affordable housing and community investment activities under the corporate governance and operational risk components of the rating system.

Under the rating system, FHFA assigns each FHLBank and Office of Finance a composite rating from 1 to 4. A rating of 1 indicates the lowest degree of supervisory concern, and a rating of 4 indicates the highest degree of supervisory concern. FHFA bases the composite rating of each institution on the ratings of the components, which FHFA also rates on a scale of 1 to 4.

The composite rating assigned to an institution is not an arithmetical average of the component ratings. Instead, the relative importance of each component is determined case-by-case within the parameters established by this rating system.

For each of the components, the rating system guidance describes a nonexclusive list of the principal evaluative factors that relate to that component. FHFA judges the rating components as follows:

CORPORATE GOVERNANCE. An institution's corporate governance rating is based on an assessment of factors relating to the board of directors and senior management, risk management and controls, and compliance.

MARKET, CREDIT, AND OPERATIONAL RISKS.

Examiners separately evaluate the market, credit, and operational risks of each FHLBank in two dimensions—the level of risk exposure and the quality of risk management. Examiners assess the level of market, credit, and operational risks as low, moderate, or high, and they assess the quality of risk management as strong, adequate, or weak. To derive component ratings for market, credit, and operational risks, examiners use a matrix to combine the level of risk exposure and the quality of risk management (see Figure 18). Examiners assign separate ratings to market, credit, and operational risks.

FINANCIAL CONDITION AND PERFORMANCE. An FHLBank's condition and performance rating is based on an assessment of key financial condition and performance factors that are not directly addressed under the market, credit, and operational risk components of the rating system, including earnings and profitability, operating efficiency, capital and retained earnings, and liquidity.

Following the completion of the annual examination of each FHLBank, FHFA summarizes the safety and soundness and financial condition of each FHLBank and Office of Finance and includes a composite rating in the Report of Examination delivered to the FHLBank's board of directors. The agency's *Annual Report to Congress* describes the agency's assessment of each FHLBank, but does not explicitly include the assigned supervisory ratings. The examination manual and *Annual Report to Congress* are available on FHFA's website.

STRATEGIC GOAL

2

HOUSING MISSION





The housing GSEs support a stable, liquid, and efficient mortgage market, including home ownership and affordable housing.

The two Enterprises participate in the secondary mortgage market through regular activities of guaranteeing, securitizing, and purchasing mortgage loans and securities. This support reduces the cost of mortgages to the public and promotes sustainable home ownership. The FHLBanks support housing finance principally by making loans (called advances) to member financial institutions and collateralized by mortgages, real estate related assets, or other eligible collateral.

During FY 2011, the housing GSEs continued to play a critical role in providing support to a still depressed housing market. In addition, FHFA provided important information on the secondary mortgage market by preparing multiple reports and statistics on the market, including the House Price Index (HPI) report.

PERFORMANCE GOAL 2.1

FHFA ensures the housing GSEs support a stable, liquid, and efficient mortgage market.

PERFORMANCE MEASURE	2010		2011	
	TARGET	PERFORMANCE	TARGET	PERFORMANCE
PERFORMANCE MEASURE 2.1.1 Liquidity levels at Fannie Mae and Freddie Mac meet or exceed required levels or are brought into compliance within 5 business days.	 Monthly	Fannie Mae did not maintain liquidity levels consistent with FHFA requirements. All the other housing GSEs met the liquidity requirements.	 95%	Both Fannie Mae and Freddie Mac maintained liquidity levels consistent with FHFA requirements.
PERFORMANCE MEASURE 2.1.2 Liquidity levels at the FHLBanks meet or exceed required levels or are brought into compliance within 5 business days.	 Annually	Liquidity levels at the FHLBanks met the required levels consistent with FHFA requirements	 95%	All FHLBanks maintained liquidity levels consistent with FHFA requirements.

PERFORMANCE RESULTS KEY: Goal Fulfillment

 Target Met

 Target Not Met

PERFORMANCE GOAL 2.1

During FY 2011, FHFA met performance measure 2.1.1 by ensuring that both Fannie Mae and Freddie Mac met agency-imposed liquidity standards for their safe and sound operation. Fannie Mae was not in compliance at the end of the 2010 fiscal year but achieved compliance in the first quarter of 2011 and maintained compliance throughout the year. Freddie Mac was in compliance at the end of FY 2010 and has maintained compliance throughout FY 2011. FHFA monitored each housing Enterprise’s liquidity levels to ensure their ongoing ability to respond to market demands.






FHFA also met the target for performance measure 2.1.2, which requires that each FHLBank maintain liquidity levels consistent with FHFA requirements. FHFA requires each FHLBank to maintain positive cash balances for

15 days assuming no access to the capital markets while allowing maturing advances to roll off and for 5 days assuming no maturing advances roll off. FHFA prepares a report each week to assess FHLBank compliance with these standards. During FY 2011, every FHLBank met the liquidity requirements for each quarter. Because of the European financial crisis, the FHLBanks are holding excess liquidity as a precaution. Moreover, their access to capital markets remains strong.

In FY 2011, the Enterprises continued to provide the vast majority of mortgage securitizations to the secondary market and liquidity to the residential housing market. The combined single-family MBS issuance share for the Enterprises was 71 percent in the second quarter year-to-date. However, 2011 mortgage originations are on pace to be below 2010 levels, despite declining mortgage rates.

PERFORMANCE GOAL 2.2

FHFA ensures the housing GSEs provide leadership in housing finance and affordable housing by operating these programs in an effective and efficient manner, developing products, establishing partnerships, and financing homes for very low-, low- and moderate-income households.

PERFORMANCE MEASURE 2.2.1 Each FHLBank awards Affordable Housing Program (AHP) funds at least equal to statutory minimums.	2010		2011	
	TARGET  September 30, 2011	PERFORMANCE FHFA completed AHP examinations at all 12 FHLBanks. FHFA identified one violation and recommended remediation.	TARGET  100%	PERFORMANCE FHFA completed AHP examinations at all 12 FHLBanks.
PERFORMANCE MEASURE 2.2.2 Regulated entities will provide updated performance plans within 180 days in response to agency notification of potential performance shortfalls in meeting housing goals.	NEW MEASURE FOR 2011		TARGET  100%	PERFORMANCE FHFA required no updated performance plans during FY 2011 and met the target.
PERFORMANCE MEASURE 2.2.3 Finalize the duty to serve regulation.	TARGET  Issue a duty to serve regulation	PERFORMANCE On May 28, 2010, FHFA sent a proposed duty to serve regulation for the Enterprises to serve the manufactured housing and rural housing segments of the housing market. FHFA did not meet the target of issuing a regulation by May 15, 2010.	TARGET  July 15, 2011	PERFORMANCE FHFA did not meet the target of issuing a regulation by July 15, 2010, because of policy issues.

PERFORMANCE RESULTS KEY: Goal Fulfillment

 Target Met

 Target Not Met

PERFORMANCE GOAL 2.2

The Federal Home Loan Bank Act of 1932, as amended, requires each FHLBank to establish an Affordable Housing Program (AHP) to enable members to provide long-term subsidized financing for very low-, low-, and moderate-income owner-occupied housing and affordable rental housing. These subsidies may be in the form of grants or subsidized interest rates on an advance to a member.

The Bank Act requires each FHLBank to contribute at least 10 percent of its net earnings from the previous year to its AHP, subject to a minimum annual combined contribution by all 12 FHLBanks of \$100 million. During FY 2011, FHFA awarded 100 percent of AHP funds equal to statutory minimums.

FHFA established the calendar year 2010 and 2011 housing goals for the housing GSEs in a final rule published on September 14, 2010. There are now three single-family

home purchase goals, one single-family home purchase subgoal, one single-family refinance goal, one multifamily housing goal, and one multifamily housing subgoal. Both Enterprises reported that their performance exceeded their low-income multifamily goals and their very low-income multifamily subgoals in 2010 (see Figure 19). Because 2011 single-family goal performance is based in part on Home Mortgage Disclosure Act data not available until 2012, no updated performance plans based on potential performance shortfalls were required.

The duty to serve regulation promotes Enterprise support for manufactured housing, affordable housing preservation, and rural markets. The duty to serve final rule was in the final stages of completion as of September 30, 2011. FHFA did not meet its performance measure target to finalize a duty to serve regulation by July 15, 2011, because of several policy issues.

Figure 19 • Enterprises' Goals and Performance in 2010

Category	2010 Goals	2010 Performance ^a	
	Subgoals	Fannie Mae	Freddie Mac
SINGLE FAMILY GOALS^b			
Low-income home purchase goal benchmark	27%	25.1%	27.8%
Very low-income home purchase goal benchmark	8%	7.2%	8.4%
Low-income areas home purchase subgoal benchmark	13%	12.4%	10.8%
Low-income areas home purchase goal benchmark ^c	24%	24.0%	23.8%
Low-income refinance goal benchmark	21%	20.9%	22.0%
MULTIFAMILY GOALS			
Low-income multifamily goals (units):			
Fannie Mae	177,750	212,768	
Freddie Mac	161,250		162,198
Very low-income multifamily goals (units):			
Fannie Mae	42,750	53,184	
Freddie Mac	21,000		30,059

^a Performance as reported by the Enterprises in their March 2011 annual housing activities reports. Official performance on all goals will be determined by FHFA after review of Enterprise loan-level data. Low-income refinance goal for 2010 included credit for qualifying permanent loan modifications.







^b Minimum percentage of all dwelling units financed by acquisitions of home purchase or refinanced mortgages on owner-occupied properties acquired by each Enterprise.

^c Includes mortgages to borrowers with incomes no greater than median income in federally declared disaster areas.

Note: For the single-family goals, if an Enterprise's performance falls short of the benchmark, its performance will also be measured against the corresponding share of mortgages originated in the primary mortgage market, as determined by FHFA's analysis of 2010 Home Mortgage Disclosure Act (HMDA) data later in the year.

PERFORMANCE GOAL 2.3

FHFA supports an efficient secondary mortgage market through research that increases transparency of the housing GSEs' risks and activities and improves understanding of mortgage market developments.

PERFORMANCE MEASURE 2.3.1	2010		2011	
	TARGET	PERFORMANCE	TARGET	PERFORMANCE
Expand the quarterly House Price Index (HPI) and related products by producing a broader measure of house price change that includes data from non-Enterprise transactions.	 September 30, 2011	FHFA produced an HPI for Puerto Rico, which was released with the FY 2010 first quarter HPI in May. FHFA has also refined the process for estimating mean and median home prices at both the state and national levels.	 September 30, 2011	FHFA released the Expanded Data Housing Price Index in August 2011.
PERFORMANCE MEASURE 2.3.2	TARGET	PERFORMANCE	TARGET	PERFORMANCE
Number of published working papers, mortgage market notes, and research papers.	 Six by September 30, 2010	FHFA published two working papers, six research papers, and three mortgage market notes during FY 2010.	 At least six	FHFA published two working papers, two mortgage market notes, one research paper, and one research report to Congress in FY 2011. These publications are posted on the agency's web site. This measure pertains to the number of such publications released in FY 2011.
PERFORMANCE RESULTS KEY: Goal Fulfillment  Target Met  Target Not Met				

PERFORMANCE GOAL 2.3

During FY 2011, FHFA continued to provide the industry with a consistent flow of information promoting an efficient secondary mortgage market. The industry relies on FHFA's information as a means of understanding the home prices, housing market conditions, and the housing GSEs' risks and activities. The information increases transparency and improves understanding of market developments.

FHFA expanded its reporting on house prices by releasing an expanded housing price index in August 2011. This index produces a broader measure of house price changes with additional data, including a new index for Puerto Rico. The additional data in the expanded index reflects price changes across a more expansive set of properties than the traditional HPI. FHFA also published median monthly and quarterly purchase only HPIs. These products enhance the industry's understanding of changes in house prices and many aspects of the housing finance market, and the safety and soundness of the Enterprises.

FHFA met its goal of publishing at least six working papers throughout the year, further increasing the transparency of mortgage market and GSE-related developments.

In June 2011, FHFA delivered its *2010 Annual Report to Congress* and published the report on its website. The report includes the conclusions and findings of the agency's annual examination of the Enterprises and the FHLBanks.

In addition, FHFA published various research papers, staff working papers, mortgage market notes, and research reports to Congress, including the following:




- *Possible Declines in Conforming Loan Limits; Qualified Residential Mortgages; The HAMP NPV Model: Development and Early Performance;*
- *Characteristics of High Conforming Jumbo Mortgages;*
- *Implications for the Impact of Reductions in the Conforming Loan Limits for Fannie Mae and Freddie Mac; and*
- *Housing and Mortgage Markets in 2010.*

FHFA also provided congressional testimony, gave speeches and presentations to well-attended industry functions; participated in housing and housing finance conferences

and meetings; and attended various other meetings and forums throughout FY 2011.

PERFORMANCE GOAL 2.4

FHFA collaborates with other federal agencies and stakeholders to share information concerning mortgage markets, the nation's housing finance system, and regulatory issues.

PERFORMANCE MEASURE 2.4.1	2010		2011	
	TARGET	PERFORMANCE	TARGET	PERFORMANCE
Congressional inquiries responses within 15 business days.	 90%	For FY 2010, FHFA responded to 253 formal congressional inquiries; and FHFA responded to 88 percent of those inquiries within 15 business days.	 85%	For FY 2011, 86 percent of the responses to congressional inquiries were completed within 15 business days.
PERFORMANCE RESULTS KEY: Goal Fulfillment  Target Met  Target Not Met				

PERFORMANCE GOAL 2.4

FHFA responds to inquiries from the public in a consistent, courteous, accurate, and timely manner. The agency ensures appropriate transparency in its responses to public inquiries regarding the housing GSEs and agency operations.

FHFA emphasizes outreach efforts through meetings with industry stakeholders on mortgage market developments, policy positions, and activities of the agency to improve understanding of the financial condition of the housing GSEs. FHFA also meets with other federal financial regulators to discuss regulatory issues related to the housing GSEs and the housing finance system.

FHFA set a target for FY 2011 of responding to at least 85 percent of congressional inquiries within 15 business days. The agency met this target by completing 86 percent of the responses within 15 business days. During the fourth quarter of 2011, FHFA met the 15-day target for 97 percent of congressional inquiries.

FHFA was able to improve its response time over the course of the year because of additional resources dedicated to congressional affairs functions. Response time also depends on the nature of the issue being addressed and the status of related projects or policies.

During FY 2011, FHFA testified before Congress in committee hearings on 10 occasions, including the testimony of the presidential nominee for Director of FHFA. Agency staff provided numerous briefings to congressional staff throughout the year on relevant issues, responded to questions, and reviewed legislation and amendments. FHFA makes a significant effort to ensure that its authorizing committees and other interested committees are kept informed about developments related to the agency's areas of responsibility.

FHFA also responds to general public inquiries and information requests, as well as consumer complaints and inquiries. In FY 2011, FHFA established a separate unit devoted to responding to consumer inquiries and requests, often concerning servicer errors or responsiveness, or the consumer's eligibility for HAMP or HARP. The executive responsible for the unit has experience in mortgage servicing.

The agency responded (or required a response from Fannie Mae or Freddie Mac) to 1,200 consumer complaints or other communications during FY 2011. In addition, the agency received and handled more than 1,600 general inquiries, questions, and research requests from businesses and citizens.

STRATEGIC GOAL

3

CONSERVATORSHIP

FHFA preserves and conserves the assets and property of the Enterprises, ensures focus on their housing mission, and facilitates their financial stability and emergence from conservatorship.




As conservator and regulator, FHFA has three principal mandates that direct its activities and decisions involving the Enterprises: (1) preserve and conserve the assets and property of the Enterprises; (2) ensure the Enterprises support stable and liquid mortgage markets by operating in a financially safe and sound manner even though they are in conservatorship; and (3) maximize assistance for

homeowners, where warranted, and minimize preventable foreclosures.

Because the Enterprises operate with taxpayer support, FHFA has focused them on their existing core business and on minimizing credit losses on any new business. The Enterprises are not permitted to offer new products or enter new lines of business.

PERFORMANCE GOAL 3.1

FHFA collaborates with other federal agencies and stakeholders to share information concerning mortgage markets, the nation's housing finance system, and regulatory issues.

PERFORMANCE MEASURE 3.1.1	2010		2011	
	TARGET	PERFORMANCE	TARGET	PERFORMANCE
Each Enterprise submits an acceptable asset disposition plan for assets identified by FHFA.	NEW MEASURE FOR 2011		 September 30, 2011	The plans the Enterprises submitted to FHFA in 2011 did not meet the requirements and were unacceptable.
Complete review of both enterprises' assets, partnerships, contracts, and litigation activities quarterly.	 Quarterly, beginning December 31, 2009	FHFA received Fannie Mae's inventory on July 13, 2010, and Freddie Mac's inventory on July 16, 2010	 100%	Neither Enterprise submitted inventories on time.

PERFORMANCE RESULTS KEY: Goal Fulfillment

 Target Met

 Target Not Met

PERFORMANCE GOAL 3.1

FHFA required both Enterprises to submit plans to reduce their portfolios, but the plans the Enterprises submitted to FHFA in 2011 did not meet the requirements, which prevented FHFA from meeting this target. During the second quarter of FY 2012, FHFA plans to direct each Enterprise to submit a plan that targets specific portfolio reductions.





During FY 2011 and in the fourth quarter of 2011, FHFA continued to identify and monitor nonmission assets and liabilities, other assets and liabilities that are related to the mission, and certain expenses that may present reputational or financial risks to the Enterprises, including any off-balance sheet activity. On completion of the review, FHFA determined that further procedures and analysis were needed to comprehensively review all aspects of this performance measure. To enhance the process and receive the data more in a timely manner, FHFA is requiring that

the Enterprises submit the data through the call report. This change to the process will ensure completeness and reliability for on-balance sheet accounts.

FHFA also worked with the Enterprises during 2011 to explore alternatives to selling properties one at a time. On August 10, 2011, FHFA issued a Request for Information, prepared in consultation with the U.S. Department of Housing and Urban Development and the U.S. Department of the Treasury, to solicit views from the public on real estate owned (REO) disposition alternatives. The request sought submissions regarding ways that bulk transactions might be designed to improve loss recoveries, help stabilize neighborhoods, and respond to and benefit from the need for additional rental housing. The deadline for submissions was September 15, 2011. Content of the submissions will inform FHFA’s development of initial pilot transactions the agency expects to use as a basis for broader programs.

PERFORMANCE GOAL 3.2

Delegate appropriate authorities to each Enterprise’s management to continue with or improve upon the Enterprises’ mission and business operations.

PERFORMANCE MEASURE 3.2.1	2010		2011		
	TARGET	PERFORMANCE	TARGET	PERFORMANCE	
Make conservatorship-related decisions requiring approvals and guidance within 30 business days of receipt of a full and complete request.	 80 percent quarterly	Did not meet target. FHFA provided approvals and guidance to the Enterprises on conservatorship-related issues within 30 days, 44 percent of the time during the third quarter of 2010 and 54 percent of the time during the fourth quarter. Data and systems were not fully developed or reliable during the first two quarters of 2010.	 80 percent quarterly	FHFA provided approvals and guidance of the Enterprises on conservatorship-related issues within 30 days 85 percent of the time during the third quarter of 2011 and 83 percent during fourth quarter.	
	PERFORMANCE RESULTS KEY: Goal Fulfillment				
	 Target Met  Target Not Met				





PERFORMANCE GOAL 3.2



FHFA exceeded this performance measure target for each quarter during FY 2011, with an average of 84 percent of conservatorship-related decisions made within 30 days of

receiving a full and complete request. The agency continues to improve its tracking process. It developed an automated tracking system during FY 2011 currently being tested that will be ready for Enterprise and FHFA users in FY 2012.

PERFORMANCE GOAL 3.3

Ensure the Enterprises have effective programs that respond to problems in mortgage markets by reducing preventable foreclosures.

PERFORMANCE MEASURE 3.3.1 Number of loan modifications and foreclosure alternatives completed by the Enterprises.	2010		2011	
	TARGET	PERFORMANCE	TARGET	PERFORMANCE
	 400,000	As of August 2010, the Enterprises had completed 465,676 loan modifications.	 400,000	As of August 2011, the Enterprises had completed 453,270 loan modifications and foreclosure alternatives.
PERFORMANCE MEASURE 3.3.2 Percentage of modified loans that are 60-plus days delinquent.	TARGET	PERFORMANCE	TARGET	PERFORMANCE
	 35 percent or less	Less than 35 percent of modified loans were 60-plus days delinquent after modification in three of the four quarters. During one quarter, the percentage of modified loans 60-plus days delinquent was 35 percent.	 35 percent or less	Approximately 16 percent of modified loans were 60-plus days delinquent 6 months after completion of a loan modification.

PERFORMANCE RESULTS KEY: Goal Fulfillment  Target Met  Target Not Met





PERFORMANCE GOAL 3.3

During FY 2011, FHFA worked with the Enterprises to pursue loan modifications and other loss mitigation strategies designed to reduce preventable foreclosures. The Enterprises completed a combined total of 453,270 loan modifications and foreclosure alternatives through August 2011, exceeding the annual target for loan modifications a full 2 months before the end of the fiscal year. The number of completed loan modifications decreased from FY 2010, in part because the Enterprises implemented new processes for initiating trial periods for all loan modifications with the goal of improving the performance of modified loans. For FY 2011, FHFA set a target of having less than 35 percent of modified loans 60-plus days delinquent after

modification. FHFA exceeded the annual target: only about 16 percent of all modified loans were 60-plus days delinquent 6 months after completion of a loan modification. FHFA worked with the Enterprises and mortgage servicers to implement a strategic alignment initiative to standardize their approaches to loss mitigation and foreclosure prevention. However, high levels of unemployment and underemployment, and the decline of house prices continue to affect the ability of some borrowers to pay their mortgages on time. Depressed home values may also affect the willingness of borrowers to pay mortgages, especially borrowers who are unable to qualify for a refinance at today's historically low mortgage interest rates.

PERFORMANCE GOAL 3.4

Work with the Administration and Congress to develop an effective structure for the Enterprises to emerge from conservatorship.

PERFORMANCE MEASURE 3.4.1	2010		2011	
	TARGET	PERFORMANCE	TARGET	PERFORMANCE
Technical assistance to Congress and the Administration on various future structures for the secondary mortgage market and for post-conservatorship outcomes for the Enterprises.	 Ongoing	Did not meet target. FHFA has provided technical assistance to the Administration and Congress regarding the secondary mortgage market and post-conservatorship outcomes for the Enterprises through congressional testimony, full participation in the President's Working Group on Financial Markets, and meetings with representatives from Treasury, HUD, the Council of Economic Advisers, and the National Economic Council to explore topics related to Enterprise operations and overall housing policy.	 Participate in interagency meetings at least quarterly.	FHFA provided technical assistance to the Administration and Congress through participation in meetings and forums where options and issues related to the future of the secondary mortgage market and post conservatorship outcomes for the Enterprises were discussed.
	PERFORMANCE RESULTS KEY: Goal Fulfillment  Target Met  Target Not Met			

PERFORMANCE GOAL 3.4

During FY 2011, FHFA kept Congress and the Administration informed of conservatorship activities and provided analysis and options for the future of the secondary mortgage market and for viable business structures of the Enterprises. FHFA senior management met frequently to discuss these topics with representatives of

members of Congress, congressional staff, and other agencies. The meetings also included members of the Financial Services Oversight Council and the Financial Stability Oversight Board, and staff from member agencies. During FY 2011, FHFA evaluated a white paper published by Treasury and HUD and other proposals concerning the transition and future of housing finance.

RESOURCE MANAGEMENT STRATEGY



FHFA has the personnel, resources, and infrastructure to manage effectively and efficiently to achieve its mission and goals

FHFA achieves its mission by using its human resources efficiently and effectively. As a small, independent agency of approximately 500 employees, FHFA is committed to maximizing the talents and skills of its employees, promoting diversity, sharing information and resources, working together in teams, and collaborating to solve problems and achieve its organizational goals and objectives.

FHFA recently underwent a major restructuring of its examination and policy divisions to move resources to areas most critical to achieving the agency’s core mission of ensuring that the housing GSEs are safe and sound. (For detailed information about FHFA’s human capital strategies, see the agency’s Strategic Human Capital Plan.)


PERFORMANCE GOAL 4.1

FHFA has a diverse workforce that is highly skilled, highly motivated, and results-oriented.

	2010	2011	
PERFORMANCE MEASURE 4.1.1 FHFA Employee Viewpoint Survey results in the area of "communication."	NEW MEASURE FOR 2011	TARGET  Improvement over previous year's results	PERFORMANCE FHFA increased scores in 6 of 10 questions in the area of communication.
PERFORMANCE MEASURE 4.1.2 FHFA supervisors receive supervisory, management, or leadership training in compliance with 5 CFR, part 412, which requires agencies to train new supervisors within one year of appointment and retrain every three years.	NEW MEASURE FOR 2011	TARGET  98%	PERFORMANCE FHFA exceeded the target: 100 percent of supervisors, managers, and executives received training in FY 2011.

PERFORMANCE RESULTS KEY: Goal Fulfillment

 Target Met

 Target Not Met

PERFORMANCE GOAL 4.1

FHFA received the FY 2011 Employee Viewpoint Survey results from the Office of Personnel Management (OPM) on September 6, 2011. In both the FY 2010 and FY 2011 surveys, 10 questions asked about communication. In FY 2011, FHFA increased its scores in 6 of the 10 questions.

FHFA management communicates key decisions, actions, and initiatives to employees using various methods, such as e-mail, structured training, town hall meetings, and the FHFA intranet. The agency is committed to further improving its corporate communications.

FHFA also set as a goal for FY 2011 that 98 percent of FHFA supervisory executives, managers, and supervisors receive supervisory/leadership development training annually. As of September 30, 2011, 100 percent of these executives, managers, and supervisors had completed one or more in-house, external, or online leadership development activities.

The challenge in meeting this performance measure for FY 2011 was finding time for supervisors, managers, and executives to participate in training activities. To address this challenge, FHFA made training available in multiple forms, including in-house sessions, online training, funded offsite training, and through certificate programs.









Throughout the year, FHFA held special events near weeks of federal holidays for employees to celebrate American freedoms. Here FHFA staff listen closely to a February 2011 speaker who worked for eight presidents.

Another avenue to making training accessible was the implementation of FHFA's Q5 online learning management system. The Q5 system, a dedicated learning portal accessible through the FHFA intranet, was launched in July 2011. The system has increased the visibility and availability of supervisory/leadership development course opportunities.

PERFORMANCE GOAL 4.2

FHFA demonstrates a strong commitment to equal employment opportunity that supports diversity in employment, operations and the contracting of services.

	2010	2011	
PERFORMANCE MEASURE 4.2.1 Number of partnerships, alliances, and agreements FHFA established to increase diversity in its workforce.	NEW MEASURE FOR 2011	TARGET  4	PERFORMANCE FHFA exceeded its goal, collaborating with 12 organizations.
PERFORMANCE MEASURE 4.2.2 Number and variation of targeted outreach events designed to provide information and education to qualified candidates and to facilitate increased employment applications and inquiries by women and minority candidates.	NEW MEASURE FOR 2011	TARGET  10	PERFORMANCE FHFA participated in 10 conference events and career fairs with minority and women groups during FY 2011.
PERFORMANCE MEASURE 4.2.3 Number and variation of targeted outreach events designed to provide information, education, and capacity building assistance to minority- and women-owned businesses to increase procurement contracts awarded for goods, services, and technical assistance provided to FHFA.	NEW MEASURE FOR 2011	TARGET  4	PERFORMANCE FHFA exceeded this target by attending five targeted outreach events, which enabled the agency to provide information, education, and capacity building assistance to minority- and women-owned businesses.
PERFORMANCE MEASURE 4.2.4 Percentage or number of contracts that are awarded to small businesses and minority, women, and disabled individuals, and minority-owned, women-owned, and disabled-owned businesses above 2010 levels.	NEW MEASURE FOR 2011	TARGET  Establish baseline and set a stretch goal	PERFORMANCE FHFA analyzed past and existing contracts to determine its spending on contracts with minority-owned, women-owned, and disabled person-owned businesses. A baseline amount and goal were established.
PERFORMANCE RESULTS KEY: Goal Fulfillment  Target Met  Target Not Met			

PERFORMANCE GOAL 4.2

FHFA recognizes the importance of a highly qualified and diverse workforce. In FY 2011, the agency established four performance measures to promote diversity in the workplace. It exceeded expectations for each measure under this performance goal.

FHFA set a target to increase by 4 the number of partnerships, alliances, and agreements with other organizations. The agency was able to achieve its target by creating alliances and partnerships with more than 10 minority professional organizations. These partnerships have helped FHFA reach a diverse set of candidates for employment consideration. During FY 2011, the agency established collaborative relationships with the following organizations:

- Association of Latino Professionals in Finance and Accounting
- Ascend Pan-Asian Leaders
- National Association of Asian MBAs
- National Association of Black Accountants, Inc.
- National Association of Women MBAs
- National Black MBA Association
- National Society of Hispanic MBAs
- Women in Housing and Finance
- Hispanic Association of Colleges and Universities
- Urban Financial Services Coalition
- National Association of Securities Professionals

FHFA partnered with the Department of Defense to participate in the Computer/Electronic Accommodations Program. The interagency agreement allows the program to provide assistive technology, devices, and services to FHFA employees with disabilities. Implementation of the agreement helps ensure accessibility for current and future FHFA employees with disabilities.






Performance measure 4.2.2 sets a target of participation in 10 outreach events designed to provide information and education to qualified candidates and to facilitate employment applications and inquiries by women and minority candidates. As of September 20, 2011, FHFA had participated in 10 recruitment events, accessing a diverse pool of applicants with the knowledge, skills, and abilities to perform duties needed to advance the agency's mission.

Performance measure 4.2.3 presented an opportunity for FHFA to enhance its outreach to minority- and women-owned businesses to help increase procurement contracts for such businesses for goods, services, and technical assistance. FHFA exceeded this goal in FY 2011 and expanded its business contacts to help minority- and women-owned businesses win new contracts for FY 2012.

FHFA also successfully met performance measure 4.2.4, which required the agency to establish a baseline and set a stretch goal for the percentage of contracts awarded to small businesses; minorities, women, and disabled persons; and minority-owned, women-owned, and disabled person-owned businesses above 2010 levels. FHFA analyzed existing and past contracts to determine its baseline and increased percentages and total dollars spent with minority- and women-owned businesses in 2011 over the 2010 baseline.

PERFORMANCE GOAL 4.3

FHFA has effective financial and risk management programs.

PERFORMANCE MEASURE 4.3.1 FHFA's external audits and reviews that receive unqualified opinions with no material weaknesses or unacceptable risks.	2010		2011	
	TARGET  100%	PERFORMANCE In FY 2010, all external audits and reviews had unqualified opinions with no material weaknesses.	TARGET  100%	PERFORMANCE In FY 2011, all external audits and reviews had unqualified opinions with no material weaknesses or unacceptable risks.
PERFORMANCE MEASURE 4.3.2 Total FHFA resources allocated directly to supervision of the housing GSEs (Strategic Goals 1 and 2).	NEW MEASURE FOR 2011		TARGET  80%	PERFORMANCE In FY 2011, more than 80 percent of FHFA resources were allocated directly to supervising the housing GSEs.
<p>PERFORMANCE RESULTS KEY: Goal Fulfillment  Target Met  Target Not Met</p>				

PERFORMANCE GOAL 4.3






During FY 2011, FHFA continued to manage resources effectively and efficiently. The agency focused on expanding its use of financial and performance information to manage program operations by integrating the budget and performance process. During FY 2011, FHFA maintained a strong internal control and risk management program. No

material weaknesses or significant deficiencies were identified in GAO reports.

FHFA allocated 86.6 percent of its resources directly to the supervision of the housing GSEs. In the consolidated financial statements, which include OIG, 85.5 percent of resources were allocated directly to supervising the housing GSEs.

PERFORMANCE GOAL 4.4

FHFA has the information technology and physical infrastructure needed to achieve its mission and goals.

PERFORMANCE MEASURE 4.4.1 FHFA's infrastructure systems are continuously available for use by FHFA staff.	2010		2011	
	TARGET  99 percent of the time each quarter	PERFORMANCE FHFA system availability exceeded 99 percent each quarter of FY 2010.	TARGET  At Least 99 percent of the time	PERFORMANCE FHFA system availability exceeded 99 percent each quarter of FY 2011.
PERFORMANCE MEASURE 4.4.2 Incidents responded to by Help Desk personnel within 15 business minutes.	NEW MEASURE FOR 2011		TARGET  80 percent or more	PERFORMANCE Help Desk personnel responded to more than 80 percent of requests within 15 minutes each quarter of FY 2011.
PERFORMANCE RESULTS KEY: Goal Fulfillment  Target Met  Target Not Met				

PERFORMANCE GOAL 4.4

FHFA relies heavily on information technology (IT) to carry out its mission and has made improvements to its IT processes, applications, and systems. For each quarter of FY 2011, FHFA monitored network running time for maximum system availability. FHFA systems were continuously available for use by FHFA employees. During FY 2011, FHFA put tools in place to carry out monitoring of environmental controls, network components, file servers,

and critical services. One aspect of continuous monitoring is that the system issues performance alerts so the IT staff can address issues quickly.

FHFA closely monitored Help Desk resources to ensure that expectations were met for access to systems and software. During FY 2011, FHFA exceeded the target of responding to Help Desk requests within 15 minutes at least 80 percent of the time.

FINANCIAL SECTION

Message from the Chief Financial Officer

Report of Independent Auditors

Financial Statements

Notes to the Financial Statements

Message From The Chief Financial Officer

Fiscal year 2011 has been a very challenging but rewarding year. The Federal Housing Finance Agency (FHFA) continued to grow to match its responsibilities for regulating the Housing GSEs and to manage the conservatorships of Fannie Mae and Freddie Mac. A significant part of FHFA's growth has been the creation and rapid growth of the Office of Inspector General (OIG). Since OIG is an independent entity of FHFA with a budget of \$29 million, FHFA is required to prepare a set of consolidated financial statements for FY 2011.

Even with this added complexity, I am pleased to report that FHFA once again received an unqualified audit opinion on its financial statements from Government Accountability Office (GAO). In its financial audit report, GAO concluded that 1) FHFA's Fiscal Year 2011 financial statements are fairly presented in all material respects; 2) FHFA had effective internal control over financial reporting; and 3) there were no reportable instances of noncompliance with the laws and regulations it tested.

In addition to a clean audit opinion, FHFA received the Certificate for Excellence in Accountability Reporting (CEAR) award for its *Fiscal Year 2010 Performance and Accountability Report (PAR)* from the Association of Government Accountants, the third straight year FHFA has received this prestigious award. The CEAR award is given to government agencies that received unqualified audit opinions on their financial statements and produced PARs that achieved the highest standards in communicating results and demonstrating accountability.

We are very proud of our accomplishments and are constantly striving to improve how we communicate financial and performance information to the public. For example, in this year's PAR we organize our highlights and accomplishments by strategic goal. This will make it easier for the public to associate our activities to the achievement of our strategic plan. To make the document itself more user friendly, we have provided hyperlinks directly to documents referred to in the text, and a reader can go directly from the table of contents to any section of the PAR with a simple click of the mouse.

Finally, the commitment of senior management and staff to maintain effective programs of internal control over agency activities provides the solid foundation necessary for the continued successes achieved by the agency.

Sincerely,



Mark Kinsey
Chief Financial Officer
November 10, 2011





United States Government Accountability Office
Washington, DC 20548

To the Acting Director of the Federal Housing Finance Agency

In accordance with the Housing and Economic Recovery Act of 2008 (HERA), we are responsible for conducting audits of the financial statements of the Federal Housing Finance Agency (FHFA). In our audits of FHFA's fiscal years 2011 and 2010 financial statements, we found

- the financial statements are presented fairly, in all material respects, in conformity with U.S. generally accepted accounting principles;
- FHFA maintained, in all material respects, effective internal control over financial reporting as of September 30, 2011; and
- no reportable noncompliance with laws and regulations we tested.

The following sections discuss in more detail (1) these conclusions; (2) our conclusions on FHFA's Management's Discussion and Analysis and other accompanying information; (3) our audit objectives, scope, and methodology; and (4) agency comments and our evaluation.

Opinion on Financial Statements

FHFA's financial statements, including the accompanying notes, present fairly, in all material respects, in conformity with U.S. generally accepted accounting principles, its assets, liabilities and net position as of September 30, 2011 and 2010, and its net costs, changes in net position, and budgetary resources for the fiscal years then ended.

As discussed in note 1B of the financial statements, FHFA's fiscal year 2011 financial statements include, for the first time, the activities and transactions of the FHFA Office of Inspector General (OIG). While HERA established an OIG for FHFA, the Inspector General was not confirmed by the U.S. Senate until October 2010. Therefore, FHFA's fiscal year 2010 financial statements do not include costs for the OIG. The activities and transactions of the OIG represented approximately 10 percent of FHFA's fiscal year 2011 costs.

As discussed in note 1A of the financial statements, FHFA's fiscal years 2011 and 2010 financial statements do not include the assets, liabilities, and activities associated with Fannie Mae and Freddie Mac. In early September 2008, less than 2 months after FHFA's establishment, the then Director of FHFA placed Fannie Mae and Freddie Mac into conservatorship under the authority of the Federal Housing Enterprises Financial Safety and Soundness Act of 1992, as amended by HERA.

FHFA's goal in placing the two entities into conservatorship was to stabilize them with the objective of maintaining normal business operations and restoring safety and soundness. From early September 2008 through September 30, 2011, about \$169 billion in direct financial support from the Department of the Treasury (Treasury) has been provided to Fannie Mae and Freddie Mac. Additionally, Fannie Mae and Freddie Mac are requesting \$7.8 billion and \$6.0 billion, respectively, in additional support from Treasury due to losses sustained for the quarter ended September 30, 2011. Shortly after Fannie Mae and Freddie Mac were placed in conservatorship, the Office of Management and Budget (OMB) and Treasury determined that the assets, liabilities, and activities of these entities would not be included in the consolidated financial statements of the federal government or those of the Treasury, although Treasury records an asset for its investment in Fannie Mae and Freddie Mac and a liability for future payments to the two entities in its financial statements. In making this determination, OMB and Treasury concluded that because the entities were not listed in the section of the federal government's budget entitled "Federal Programs by Agency and Account," and because the nature of the conservatorships and the federal government's ownership and control of the entities were considered to be temporary, the entities did not meet the conclusive or indicative criteria for inclusion in the federal government's or Treasury's financial statements.¹ OMB reaffirmed this conclusion with respect to fiscal years 2009, 2010 and 2011. FHFA management concurred with this conclusion. Consequently, FHFA did not include the assets, liabilities, and activities of Fannie Mae and Freddie Mac in its fiscal years 2011 and 2010 financial statements. Should circumstances change, such as the inclusion of Fannie Mae and Freddie Mac in the federal budget or a determination that the current degree of federal control and ownership of the entities is other than temporary, this decision would need to be revisited.

Opinion on Internal Control

FHFA maintained, in all material respects, effective internal control over financial reporting as of September 30, 2011, that provided reasonable assurance that misstatements, losses, or noncompliance material in relation to the financial statements would be prevented or detected and corrected on a timely basis. Our opinion is based on criteria established

¹ The conclusive and indicative criteria used in deciding what to include as part of a financial reporting entity is included in Statement of Federal Financial Accounting Concepts No. 2, *Entity and Display*.

under 31 U.S.C. § 3512 (c), (d), commonly known as the Federal Managers' Financial Integrity Act of 1982 (FMFIA).

During fiscal year 2011, FHFA made progress in addressing internal control deficiencies that we noted during our audits of FHFA's fiscal year 2009 and 2010 financial statements. These deficiencies involved matters related to accounting and monitoring procedures, access controls, and information security management that remained unresolved at the conclusion of our fiscal year 2010 audit. Although FHFA has made progress in addressing those deficiencies, not all actions were completed as of the completion of our fiscal year 2011 audit. During our fiscal year 2011 audit, we also identified additional deficiencies in accounting procedures and controls over FHFA's information security. We do not consider the remaining deficiencies from our fiscal years 2009 and 2010 financial audits, and those found during our fiscal year 2011 audit, individually or in the aggregate, to constitute material weaknesses or significant deficiencies.² We have communicated these matters to management and, where appropriate, will report on them separately.

Compliance with Laws and Regulations

Our tests of FHFA's compliance with selected provisions of laws and regulations for fiscal year 2011 disclosed no instances of noncompliance that would be reportable under U.S. generally accepted government auditing standards. The objective of our audit was not to provide an opinion on overall compliance with laws and regulations. Accordingly, we do not express such an opinion.

Consistency of Other Information

FHFA's Management's Discussion and Analysis and other accompanying information contain a wide range of information, some of which is not directly related to the financial statements. We did not audit and we do not express an opinion on this information. However, we compared this

² A material weakness is a deficiency, or a combination of deficiencies, in internal control such that there is a reasonable possibility that a material misstatement of the entity's financial statements will not be prevented or detected and corrected on a timely basis. A significant deficiency is a deficiency, or combination of deficiencies, in internal control that is less severe than a material weakness, yet important enough to merit attention by those charged with governance. A deficiency in internal control exists when the design or operation of a control does not allow management or employees, in the normal course of performing their assigned functions, to prevent or detect and correct misstatements on a timely basis.

information for consistency with the financial statements and discussed the methods of measurement and presentation with FHFA officials. On the basis of this limited work, we found no material inconsistencies with the financial statements, with U.S. generally accepted accounting principles, or with OMB Circular No. A-136, *Financial Reporting Requirements*.

Objectives, Scope, and Methodology

FHFA management is responsible for (1) preparing the financial statements in conformity with U.S. generally accepted accounting principles, (2) establishing and maintaining effective internal control over financial reporting and evaluating its effectiveness, and (3) complying with applicable laws and regulations. FHFA management evaluated the effectiveness of FHFA's internal control over financial reporting as of September 30, 2011, based on the criteria established under FMFIA. FHFA management's assertion based on its evaluation is included in appendix I.

We are responsible for planning and performing the audit to obtain reasonable assurance and provide our opinion about whether (1) FHFA's financial statements are presented fairly, in all material respects, in conformity with U.S. generally accepted accounting principles, and (2) FHFA management maintained, in all material respects, effective internal control over financial reporting as of September 30, 2011. We are also responsible for (1) testing compliance with selected provisions of laws and regulations that have a direct and material effect on the financial statements and (2) performing limited procedures with respect to certain other information accompanying the financial statements.

In order to fulfill these responsibilities, we

- examined, on a test basis, evidence supporting the amounts and disclosures in the financial statements;
- assessed the accounting principles used and significant estimates made by management;
- evaluated the overall presentation of the financial statements;
- obtained an understanding of the entity and its operations, including its internal control over financial reporting;
- considered FHFA's process for evaluating and reporting on internal control over financial reporting that FHFA is required to perform by FMFIA;

-
-
- assessed the risk that a material misstatement exists in the financial statements and the risk that a material weakness exists in internal control over financial reporting;
 - evaluated the design and operating effectiveness of internal control over financial reporting based on the assessed risk;
 - tested relevant internal control over financial reporting;
 - tested compliance with selected provisions of the following laws and their related regulations: 31 U.S.C. § 3902 (a), (b), (f) – Interest penalties under the Prompt Payment Act; 31 U.S.C. § 3904 – Limitations on Discount Payments Under the Prompt Payment Act; 5 U.S.C. § 5313 – Positions at level II; 12 U.S.C. § 4515 – Personnel; 12 U.S.C. § 4517(h) – Appointment of accountants, economists, and examiners; Continuing Appropriations Act, 2011, as amended by Continuing Appropriations and Surface Transportation Extensions Act, 2011; Presidential Memorandum on Freezing Federal Employee Pay Schedules and Rates That Are Set by Administrative Discretion, 75 Fed. Reg. 81829 (Dec. 29, 2010); Federal Employees' Retirement System Act of 1986, as amended; Social Security Act of 1935, as amended; Federal Employees Health Benefits Act of 1959, as amended; 12 C.F.R. Part 1206 – Assessments; and Federal Housing Enterprises Financial Safety and Soundness Act of 1992, as amended by the Housing and Economic Recovery Act of 2008; and
 - performed such other procedures as we considered necessary in the circumstances.

An entity's internal control over financial reporting is a process affected by those charged with governance, management, and other personnel, the objectives of which are to provide reasonable assurance that (1) transactions are properly recorded, processed, and summarized to permit the preparation of financial statements in conformity with U.S. generally accepted accounting principles, and assets are safeguarded against loss from unauthorized acquisition, use, or disposition, and (2) transactions are executed in accordance with the laws governing the use of budget authority and other laws and regulations that could have a direct and material effect on the financial statements.

We did not evaluate all internal controls relevant to operating objectives as broadly established under FMFIA, such as those controls relevant to preparing statistical reports and ensuring efficient operations. We limited our internal control testing to testing controls over financial reporting. Our internal control testing was for the purpose of expressing an opinion on the effectiveness of internal control over financial reporting and may not be sufficient for other purposes. Consequently, our audit may not identify

all deficiencies in internal control over financial reporting that are less severe than a material weakness. Because of inherent limitations, internal control may not prevent or detect and correct misstatements due to error or fraud, losses, or noncompliance. We also caution that projecting any evaluation of effectiveness to future periods is subject to the risk that controls may become inadequate because of changes in conditions, or that the degree of compliance with the policies or procedures may deteriorate.

We did not test compliance with all laws and regulations applicable to FHFA. We limited our tests of compliance to selected provisions of laws and regulations that have a direct and material effect on the financial statements for the fiscal year ended September 30, 2011. We caution that noncompliance may occur and not be detected by these tests and that such testing may not be sufficient for other purposes.

We performed our audit in accordance with U.S. generally accepted government auditing standards. We believe our audit provides a reasonable basis for our opinions and other conclusions.

Agency Comments

In commenting on a draft of this report, the acting Director of FHFA stated that he was pleased to accept the audit findings that FHFA's fiscal years 2011 and 2010 financial statements were presented fairly, that it maintained effective internal control over financial reporting, and that there had been no instances of reportable noncompliance with laws and regulations tested. The acting Director also commented the agency would continue to work to enhance its internal controls and ensure the reliability of its financial reporting, its soundness of operations, and public confidence in its mission.

The complete text of FHFA's comments is reprinted in appendix II.



Steven J. Sebastian
Director
Financial Management and Assurance

November 9, 2011

FEDERAL HOUSING FINANCE AGENCY

Consolidated Balance Sheets

As of September 30, 2011 and 2010
(in Thousands)

	2011	2010
Assets:		
Intragovernmental		
Fund Balance With Treasury (Note 2)	\$ 16,445	\$ 1,000
Investments (Note 3)	78,252	50,878
Accounts Receivable (Note 4)	19	-
Prepaid Expenses	-	307
Total Intragovernmental	94,716	52,185
Accounts Receivable (Note 4)	5	6
Property, Equipment, and Software, Net (Note 5)	5,569	2,397
Prepaid Expenses	491	873
Total Assets	\$ 100,781	\$ 55,461
Liabilities:		
Intragovernmental		
Accounts Payable	\$ 1,221	\$ 430
Payroll Taxes Payable (Note 6)	1,219	799
Total Intragovernmental	2,440	1,229
Accounts Payable	6,601	4,358
Other (Note 6)	15,309	12,018
Total Liabilities	\$ 24,350	\$ 17,605
Net Position:		
Cumulative Results of Operations	\$ 76,431	\$ 37,856
Total Net Position	\$ 76,431	\$ 37,856
Total Liabilities and Net Position	\$ 100,781	\$ 55,461

The accompanying notes are an integral part of these financial statements.

FEDERAL HOUSING FINANCE AGENCY

Consolidated Statements of Net Cost/(Income)

For the Fiscal Years Ended September 30, 2011 and 2010
(in Thousands)

	2011	2010
Program Costs by Strategic Goal :		
Safety and Soundness:		
Gross Costs	\$ 125,961	\$ 95,870
Less: Earned Revenue	(135,297)	(89,272)
Net Safety and Soundness (Income from)/Cost of Operations	\$ (9,336)	\$ 6,598
Affordable Housing:		
Gross Costs	\$ 17,240	\$ 16,031
Less: Earned Revenue	(38,054)	(26,819)
Net Affordable Housing (Income from)/Cost of Operations	\$ (20,814)	\$ (10,788)
Conservatorship:		
Gross Costs	\$ 24,200	\$ 16,663
Less: Earned Revenue	(27,432)	(27,111)
Net Conservatorship (Income from)/Cost of Operations	\$ (3,232)	\$ (10,448)
Total Gross Program Costs	\$ 167,401	\$ 128,564
Less: Total Earned Revenue	(200,783)	(143,202)
Net (Income from)/Cost of Operations	\$ (33,382)	\$ (14,638)

The accompanying notes are an integral part of these financial statements.

FEDERAL HOUSING FINANCE AGENCY

Consolidated Statements of Changes in Net Position

For the Fiscal Years Ended September 30, 2011 and 2010
(in Thousands)

	2011	2010
Cumulative Results of Operations:		
Beginning Balances	\$ 37,856	\$ 18,411
Other Financing Sources (Non-Exchange):		
Imputed Financing Sources	5,193	4,807
Total Financing Sources	5,193	4,807
Net Income from/(Cost) of Operations	33,382	14,638
Net Change	38,575	19,445
Cumulative Results of Operations	\$ 76,431	\$ 37,856
Net Position	\$ 76,431	\$ 37,856

The accompanying notes are an integral part of these financial statements.

FEDERAL HOUSING FINANCE AGENCY

Combined Statements of Budgetary Resources

For the Fiscal Years Ended September 30, 2011 and 2010
(in Thousands)

	2011	2010
Budgetary Resources:		
Unobligated Balance:		
Unobligated Balance Brought Forward, October 1	\$ 22,743	\$ 9,657
Recoveries of Prior Year Unpaid Obligations	1,033	2,693
Budget Authority		
Appropriation - Assessments	200,623	143,028
Appropriation - Investment Interest	66	72
Spending Authority From Offsetting Collections		
Collected	29,075	104
Change In Receivables From Federal Sources	19	(3)
Change In Unfilled Customer Orders Without Advance From Federal Sources	9	-
Subtotal	229,792	143,201
Total Budgetary Resources	\$ 253,568	\$ 155,551
Status of Budgetary Resources:		
Obligations Incurred (Note 10)		
Direct	\$ 225,802	\$ 132,707
Reimbursable	94	101
Subtotal	225,896	132,808
Unobligated Balance		
Exempt From Apportionment	27,672	22,743
Total Status of Budgetary Resources	\$ 253,568	\$ 155,551
Change in Obligated Balance:		
Unpaid Obligations, Brought Forward, October 1	\$ 29,135	\$ 21,968
Uncollected Customer Payments From Federal Sources, Brought Forward, October 1	-	(3)
Total Unpaid Obligated Balance, Net	29,135	21,965
Obligations Incurred Net	225,896	132,808
Gross Outlays	(186,945)	(122,948)
Recoveries of Prior Year Unpaid Obligations, Actual	(1,033)	(2,693)
Change In Uncollected Customer Payments From Federal Sources	(28)	3
Obligated Balance, Net, End of Period		
Unpaid Obligations	67,053	29,135
Uncollected Customer Payments From Federal Sources	(28)	-
Total, Unpaid Obligated Balance, Net, End of Period	\$ 67,025	\$ 29,135
Net Outlays:		
Gross Outlays	\$ 186,945	\$ 122,948
Offsetting Collections	(29,075)	(104)
Distributed Offsetting Receipts	(200,689)	(143,100)
Net Outlays	\$ (42,819)	\$ (20,256)

The accompanying notes are an integral part of these financial statements.

FEDERAL HOUSING FINANCE AGENCY

Notes to the Financial Statements

For the Years Ended September 30, 2011 and 2010

NOTE 1. SUMMARY OF SIGNIFICANT ACCOUNTING POLICIES

A. Reporting Entity

The Federal Housing Finance Agency (FHFA) was established on July 30, 2008, when the President signed into law the Housing and Economic Recovery Act of 2008 (HERA). FHFA is an independent agency in the Executive branch empowered with supervisory and regulatory oversight of the twelve Federal Home Loan Banks (FHLBanks), Federal National Mortgage Association (Fannie Mae), and Federal Home Loan Mortgage Corporation (Freddie Mac), all of which are referred to as regulated entities. FHFA is responsible for ensuring that each regulated entity operates in a safe and sound manner, including maintenance of adequate capital and internal control, and carries out their housing and community development finance missions.

HERA provided for a FHFA Office of the Inspector General (FHFA-OIG). As of April 2011, the FHFA-OIG maintained its own Agency Location Code and set of books. The Inspector General Act of 1978, as amended, sets forth the functions and authorities of the FHFA-OIG. The reporting entity for purposes of financial statements includes FHFA and FHFA-OIG.

Under the authority of the Federal Housing Enterprises Financial Safety and Soundness Act of 1992, as amended by HERA, FHFA placed Fannie Mae and Freddie Mac under conservatorship on September 6, 2008, to stabilize the two entities with the objective of maintaining normal business operations and restoring safety and soundness. FHFA, as conservator, assumed the power of stockholders, boards, and management. FHFA delegated to Fannie Mae and Freddie Mac certain business and operational authority. FHFA personnel monitor the operations of the enterprises.

In September 2008, after Fannie Mae and Freddie Mac were placed in conservatorship under the FHFA, the Office of Management and Budget (OMB) determined that the assets, liabilities and activities of the companies would not be included in the financial statements of the federal government. For fiscal year 2008, OMB and the Department of the Treasury (Treasury) concluded that Fannie Mae and Freddie Mac did not meet the conclusive or indicative criteria for a federal entity contained in OMB Circular A-136, *Financial Reporting Requirements*, and Statement of Federal Financial Accounting Concepts No. 2, *Entity and Display*, because they are not listed in the section of the federal government's budget entitled "Federal Programs by Agency and Account," and because the nature of FHFA's conservatorships over Fannie Mae and Freddie Mac and the federal government's ownership and control of the entities is considered to be temporary. Treasury reaffirmed this position for fiscal year 2009, with which FHFA concurs. OMB continued to hold this view in the President's fiscal year 2010, 2011 and 2012 budget submissions to Congress. Consequently, the assets, liabilities, and activities of Fannie Mae and Freddie Mac have not been consolidated into FHFA's financial statements. However, Treasury records the value of the federal government's investments in Fannie Mae and Freddie Mac in its financial statements as a General Fund asset.

Both Fannie Mae and Freddie Mac, as represented by FHFA as their Conservator, entered into separate agreements with Treasury known as the Senior Preferred Stock Purchase Agreements (Agreements) on September 7, 2008. These two Agreements are identical and have since been amended three times, on September 26, 2008, May 6, 2009 and December 24, 2009. The Agreements commit Treasury to provide funding for each Enterprise up to the greater of: (1) \$200 billion; or (2) \$200 billion plus the cumulative total of draws for each calendar quarter in 2010, 2011 and 2012 minus any amount by which the assets of the Enterprise exceed its liabilities on December 31, 2012. This funding is to ensure that each Enterprise maintains a non-negative Net Worth, thereby avoiding a statutory requirement that an Enterprise be put in receivership following an extended period of negative Net Worth. Under the Agreements, each Enterprise submits a request for any needed draw amount once their financials (to be published in their 10-K or 10-Q) are finalized. The Enterprise

also submits a statement certifying compliance with Agreement covenants, which include limits on portfolio size and indebtedness. FHFA, in its role as Conservator, reviews any request for a draw and certifies that the request is available for funding under the agreement. FHFA then sends a letter to Treasury requesting the draw amount prior to the end of the current quarter. Because of third quarter losses announced in early November 2011, Fannie Mae is requesting \$7.8 billion and Freddie Mac is requesting \$6.0 billion in additional draws on their Agreements with Treasury.

FHFA as Conservator also issues an order to the Enterprises each quarter requiring each Enterprise to pay dividends to Treasury as required by the Agreements. Additionally, the Agreements require each Enterprise to obtain Treasury approval for the disposition of assets, except under certain circumstances. FHFA as Conservator reviews these requests. Fannie Mae and Freddie Mac draws on their Agreements with Treasury are summarized below. Such draws are reported in Treasury's financial statements.

B. Basis of Presentation

FHFA's principal statements were prepared from its official financial records and general ledger in conformity with accounting principles generally accepted in the United States and follow the presentation guidance established by OMB Circular A-136 "Financial Reporting Requirements," as amended. The statements are a requirement of the Government Management Reform Act of 1994, the Accountability of Tax Dollars Act of 2002, and HERA. These financial statements are in addition to the financial reports prepared by FHFA, pursuant to OMB directives, which are used to monitor and control budgetary resources. As required by HERA, the financial statements of FHFA are audited by the U.S. Government Accountability Office (GAO). The financial statements include the activities and transactions of the FHFA-OIG. The total columns reflect consolidated totals net of intra-entity transactions, except for the Statement of Budgetary Resources (SBR), which is presented on a combined basis. While HERA established the FHFA-OIG in July 2008, the first FHFA Inspector General was appointed in October 2010. Therefore, fiscal year 2010 does not include FHFA-OIG activity. The financial statements have been prepared to report the financial position, net cost of operations, changes in net position, and the status and availability of budgetary resources of FHFA. Unless specified otherwise, all amounts are presented in thousands.

C. Basis of Accounting

Transactions are recorded on both an accrual accounting basis, and a budgetary basis. Under the accrual basis of accounting, revenues are recognized when earned, and expenses are recognized when a liability is incurred, without regard to receipt or payment of cash. Budgetary accounting facilitates compliance with legal requirements and controls over the use of federal funds. FHFA's financial statements conform to accounting principles generally accepted in the United States for federal entities as prescribed by the standards set forth by the Federal Accounting Standards Advisory Board (FASAB). FASAB is recognized by the American Institute of Certified Public Accountants as the body designated to establish generally accepted accounting principles for federal entities. Certain assets, liabilities, earned revenues, and costs have been classified as intragovernmental throughout the financial statements and notes. Intragovernmental is defined as transactions made between two reporting entities within the federal government.

D. Revenues, Imputed & Other Financing Sources

Operating revenues of FHFA are obtained through assessments of the regulated entities. The agency's acting Director approved the annual budget in August 2011 and 2010. By law, FHFA is required to charge semi-annual assessments to the entities. Assessments collected shall not exceed the amount sufficient to provide for the reasonable costs associated with overseeing the entities, plus amounts determined by the acting Director to be necessary for maintaining a working capital fund.

FHFA develops its annual budget using a 'bottom up' approach. Each office within the agency is asked to bifurcate their budget request between the amount of resources needed for the regulation of Fannie Mae and Freddie Mac and the resources needed for the regulation of the twelve FHLBanks. The office requests are then aggregated (with overhead costs distributed proportionately) to determine the total expected costs associated with regulating Fannie Mae and Freddie Mac and the total expected costs associated with regulating the FHLBanks. These two totals, along with any expected collection for the working capital fund, comprise the fiscal year budget for the agency. Additionally, FHFA levied a special assessment for conservatorship activities on Fannie Mae and Freddie Mac during fiscal year 2011.

Fannie Mae and Freddie Mac pay a pro rata share of their portion of the total assessment based on the combined assets and off-balance sheet obligations of each enterprise. Each FHLBank's share of their portion of the total assessment is based on the dollar value of its capital stock relative to the combined dollar value of all FHLBanks' capital stock. Assessment letters are sent to the entities 30 days prior to the assessment due dates of October 1st and April 1st. Assessments received prior to due dates are available for investment but are unavailable for obligation. These assessments are recorded as deferred revenue.

Additionally, the FHFA Inspector General was appointed in October 2010. The FHFA-OIG developed budget estimates for Fiscal Year 2011 and FHFA assessed the Regulated Entities in January 2011 and April 2011 to cover the costs of the OIG operations. OIG costs were allocated between the regulated entities and were based on the same percentages used for FHFA's assessment notifications.

Federal government entities often receive goods and services from other federal government entities without reimbursing the providing entity for all the related costs. In addition, federal government entities also incur costs that are paid in total or in part by other entities. An imputed financing source is recognized by the receiving entity for costs that are paid by other entities. FHFA recognized imputed costs and financing sources in fiscal years 2011 and 2010 as prescribed by accounting standards. FHFA recognizes as an imputed financing source the amount of pension and post-retirement benefit expenses for current employees accrued on FHFA's behalf by the Office of Personnel Management (OPM).

E. Use of Estimates

The preparation of the accompanying financial statements in accordance with U.S. generally accepted accounting principles requires management to make certain estimates and assumptions that affect the reported amounts of assets, liabilities, revenues, and expenses. Actual results could differ from those estimates.

F. Earmarked Funds

FASAB's Statement of Federal Financial Accounting Standards (SFFAS) No. 27 "Identifying and Reporting Earmarked Funds" established certain disclosure requirements for funds defined as "earmarked." SFFAS No. 27 states that "(e)armarked funds are financed by specifically identified revenues, often supplemented by other financing sources, which remain available over time. These specifically identified revenues and other financing sources are required by statute to be used for designated activities, benefits or purposes and must be accounted for separately from the Government's general revenues." The standard also presents three required criteria for an earmarked fund. Based on the standard's criteria, FHFA determined that it has no earmarked funds.

G. Fund Balance with Treasury

The U.S. Treasury (Treasury) processes cash receipts and disbursements on FHFA's behalf. Funds held at the Treasury are available to pay agency liabilities and finance authorized purchase obligations. FHFA does not maintain cash in commercial bank accounts or foreign currency balances.

During the year, increases to FHFA's Fund Balance with Treasury are comprised of semi-annual assessments, investment interest, collections on reimbursable agreements, civil penalty monies, and Freedom of Information Act (FOIA) request fees. FHFA is not authorized to retain civil penalty monies or FOIA fees, and as such, records these as custodial liabilities (see Note 14. Incidental Custodial Collections).

HERA provides authority for FHFA to maintain a working capital fund. The working capital fund is defined in FHFA's Assessment Regulation as an account for amounts collected from the regulated entities to establish an operating reserve that is intended to provide for the payment of large or multiyear capital and operating expenditures, as well as unanticipated expenses. The balance in the working capital fund will be evaluated annually.

H. Investments

FHFA has the authority to invest in U.S. Treasury securities with maturities suitable to FHFA's needs. FHFA invests solely in U.S. Treasury securities, which are normally held to maturity and carried at cost. Investments are adjusted for unamortized premiums or discounts. Premiums and discounts are amortized and interest is accrued using the level-yield, scientific method of effective interest amortization over the term of the respective issues.

I. Accounts Receivable

Accounts receivable consists of amounts owed to FHFA by other federal agencies and the public. Amounts due from federal agencies are considered fully collectible and consist of interagency agreements. Accounts receivable from the public include reimbursements from employees, civil penalty assessments and FOIA request fees. An allowance for uncollectible accounts receivable from the public is established when either (1) management determines that collection is unlikely to occur after a review of outstanding accounts and the failure of all collection efforts, or (2) an account for which no allowance has been established is submitted to the Department of the Treasury for collection, which takes place when it becomes 180 days delinquent. Based on historical experience, all receivables are collectible and no allowance is provided.

J. Property, Equipment, and Software, Net

Property, Equipment and Software is recorded at historical cost. It consists of tangible assets and software. Based on a review of capitalization policy thresholds of 22 other agencies, FHFA implemented new capitalization thresholds beginning in June 2011. The new capitalization thresholds are being applied prospectively.

Under FHFA’s Oversight Procedures for the Identification of Capitalized Assets, revised June 2011, the following are the capitalization thresholds:

Description	Threshold
Furniture and Equipment	\$ 50,000
Leasehold Improvements	\$ 250,000
Software: Internally Developed	\$ 500,000
Software: Off-the-Shelf	\$ 200,000
Capitalized Leases	\$ 250,000
Bulk Purchases	\$ 250,000

Prior to the revision in June 2011, the capitalization thresholds were as follows:

Description	Threshold
Furniture and Equipment	\$ 25,000
Leasehold Improvements	\$ 25,000
Internal Use Software	\$ 25,000
Capitalized Leases	\$ 25,000
Bulk Purchases	\$ 250,000

Depreciation is calculated using the straight-line method over the estimated useful life of the asset. Applicable standard governmental guidelines regulate the disposal and convertibility of agency property and equipment. The useful life classifications for capitalized assets are as follows:

Description	Useful Life (Years)
Furniture, Fixtures, and Equipment	3
Automated Filing Storage Systems	15
Internal Use Software	3

A leasehold improvement’s useful life is equal to the remaining lease term or the estimated useful life of the improvement, whichever is shorter. FHFA has no real property holdings or stewardship or heritage assets. Other property items, normal repairs and maintenance are charged to expense as incurred.

K. Advances and Prepaid Charges

Advance payments are generally prohibited by law. There are some exceptions, such as reimbursable agreements, subscriptions and payments to contractors and employees. Payments made in advance of the receipt of goods and services are recorded as advances or prepaid charges at the time of prepayment and recognized as expenses when the related goods and services are received.

L. Liabilities

Liabilities represent the amount of funds that are likely to be paid by FHFA as the result of a transaction or event that has already occurred.

FHFA reports its liabilities under two categories, Intragovernmental and With the Public. Intragovernmental liabilities represent funds owed to another government agency. Liabilities With the Public represent funds owed to any entity or person that is not a federal agency, including private sector firms and federal employees. Each of these categories may include liabilities that are covered by budgetary resources and liabilities not covered by budgetary resources.

Liabilities covered by budgetary resources are liabilities funded by a current appropriation or other funding source. These consist of accounts payable and accrued payroll and benefits. Accounts payable represent amounts owed to another entity for goods ordered and received and for services rendered except for employees. Accrued payroll and benefits represent payroll costs earned by employees during the fiscal year which are not paid until the next fiscal year.

Liabilities not covered by budgetary resources are liabilities that are not funded by any current appropriation or other funding source. These liabilities consist of accrued annual leave, deferred rent, and the amounts due to Treasury for collection and accounts receivable of civil penalties and FOIA request fees. Annual leave is earned throughout the fiscal year and is paid when leave is taken by the employee; the accrued liability for annual leave represents the balance earned but not yet taken. The Department of Labor (DOL) is the central paying agent for all workman compensation claims filed under the Federal Employees Compensation Act (FECA). Accrued FECA represents the amount FHFA is to reimburse DOL for claims paid to FHFA employees. No liability is recorded for future workman compensation as of September 30, 2011 and 2010, as FHFA's methodology for estimating the future workman compensation as prescribed by DOL determined that the liability would be negligible. Deferred rent is the difference at year-end between the sum of monthly cash disbursements paid to date for rent and the sum of the average monthly rent calculated based on the term of the lease. This determination and recording of deferred rent is applicable only to the lease agreement on the property at 1750 Pennsylvania Avenue that commenced in 2005 (see Note 7. Leases).

M. Employee Leave and Benefits

All full-time FHFA employees are entitled to accrue sick leave at a rate of four hours per pay period. Annual leave is accrued based on years of creditable federal service and military service, with the following exceptions: Former Office of Federal Housing Enterprise Oversight (OFHEO) employees hired between April 25, 2005 and July 30, 2008 accrue annual leave based on years of creditable federal and military service as well as years of relevant private sector experience (HERA abolished OFHEO when FHFA was established in July 2008). Additionally, FHFA employees hired into mission critical positions after May 2011 accrue annual leave under this same formula. For most employees, annual leave may be accrued up to 240 hours each year. The FHFA executive employees equivalent to the Senior Executive Service (SES) employees may accrue annual leave consistent with the rules for SES level employees. Accrued annual leave is treated as an unfunded expense with an offsetting liability when earned. The accrued liability is reduced when the annual leave is taken. Any unused annual leave balance is paid to the employee upon leaving federal service, based on the employee's earnings per hour. There is no maximum limit on the amount of sick leave that may be accrued. Upon separation, any unused sick leave of Civil Service Retirement System (CSRS) plan employees is creditable as additional time in service for the purpose of calculating an employee's retirement annuity. Credit is given for sick leave balances in the computation of annuities upon the retirement of Federal Employees Retirement System (FERS)-covered employees effective at 50% beginning in fiscal year 2010 and 100% beginning in fiscal year 2014.

Health Benefits and Life Insurance: FHFA, through programs established for all agencies by the federal government, offers its employees health and life insurance coverage through the Federal Employees Health Benefits Program and Federal Employees Group Life Insurance Program. The cost of each is shared by FHFA and its employees. In addition, all employees have 1.45% of gross earnings withheld to pay for future Medicare coverage.

N. Retirement Plans

FHFA employees participate in the retirement plans offered by OPM, which consist of CSRS, CSRS - Offset, or FERS (FERS is provided under calculations for both regular employees as well as law enforcement employees in the Office of the Inspector General). The employees who participate in CSRS are beneficiaries of FHFA's contribution, equal to 7% of pay, distributed to the employee's annuity account in the Civil Service Retirement and Disability Fund. Prior to December 31, 1983, all employees were covered under the CSRS program. From January 1, 1984 through December 31, 1986, employees had the option of remaining under CSRS or joining FERS and Social Security. Employees hired as of January 1, 1987 are automatically covered by the FERS program. Both CSRS and FERS employees may participate in the federal Thrift Savings Plan (TSP). FERS employees receive an automatic agency contribution equal to 1% of pay and FHFA matches any employee contribution up to an additional 4% of pay. For FERS participants, FHFA also contributes the employer's matching share of Social Security.

FERS employees and CSRS - Offset employees are eligible to participate in the Social Security program after retirement. In these instances, FHFA remits the employer's share of the required contribution, which is 11.7% for FERS and 7% for CSRS.

FHFA expenses its contributions to the retirement plans of covered employees as the expenses are incurred. FHFA reports imputed (unfunded) costs with respect to retirement plans, health benefits and life insurance pursuant to guidance received from OPM. These costs are paid by OPM and not by FHFA. Disclosure is intended to provide information regarding the full cost of FHFA's program in conformity with generally accepted accounting principles.

FHFA does not report on its financial statements information pertaining to the retirement plans covering its employees. Reporting amounts such as plan assets, accumulated plan benefits, and related unfunded liabilities, if any, is the responsibility of OPM as the administrator.

In addition to the TSP, FHFA offers a supplemental 401(K) plan that is administered by T. Rowe Price. All CSRS employees are eligible to contribute to the 401(K). Only FERS employees contributing at least 3% to the TSP are eligible to participate in the 401(K). All eligible employees that participate may contribute up to 10% of their bi-weekly salary on a pre-tax basis while FHFA will match contributions up to 3% of the employee's salary. Qualified employees may participate in the TSP and/or FHFA's 401(K) Savings Plan, up to the Internal Revenue Code limitations established for salary deferral and annual additions.

O. Contingencies

Liabilities are deemed contingent when the existence or amount of the liability cannot be determined with certainty pending the outcome of future events. FHFA recognizes contingent liabilities, in the accompanying balance sheet and statement of net cost, when they are both probable and can be reasonably estimated. FHFA discloses contingent liabilities in the notes to the financial statements when a loss from the outcome of future events is more than remote but less than probable or when the liability is probable but cannot be reasonably estimated.

NOTE 2. FUND BALANCE WITH TREASURY

Fund Balance with Treasury consists of an Operating Fund and a Working Capital Fund. FHFA did not use the funds in the Working Capital Fund during fiscal years 2010 or 2011. Beginning in fiscal year 2010, the funds in the Working Capital Fund were fully invested. Fund Balance with Treasury (FBWT) account balances as of September 30, 2011 and 2010 were as follows:

(Dollars in Thousands)	2011	2010
Fund Balances:		
Operating Fund	16,445	1,000
Total	\$ 16,445	\$ 1,000
Status of Fund Balance With Treasury:		
Unobligated Balance		
Available	27,672	22,743
Obligated Balance Not Yet Disbursed	67,025	29,135
Investments	(78,252)	(50,878)
Total	\$ 16,445	\$ 1,000

(See Note 11. Legal Arrangements Affecting Use of Unobligated Balances)

NOTE 3. INVESTMENTS

Investments as of September 30, 2011 consist of the following:

(Dollars in Thousands)	Cost	Amortized (Premium) Discount	Interest Receivable	Investments Net	Market Value Disclosure
Intragovernmental Securities:					
Non-Marketable					
Market-Based	\$ 78,252	-	-	\$ 78,252	\$ 78,252

Investments as of September 30, 2010 consist of the following:

(Dollars in Thousands)	Cost	Amortized (Premium) Discount	Interest Receivable	Investments Net	Market Value Disclosure
Intragovernmental Securities:					
Non-Marketable					
Market-Based	\$ 50,878	-	-	\$ 50,878	\$ 50,878

Non-marketable, market-based securities are Treasury notes and bills issued to governmental accounts that are not traded on any securities exchange, but mirror the prices of marketable securities with similar terms. FHFA is currently investing in one-day certificates issued by the U.S. Treasury. There were no amortized premiums/discounts or interest receivable on investments as of September 30, 2011 or 2010. Interest earned on investments was \$66 thousand and \$72 thousand for fiscal years 2011 and 2010, respectively.

NOTE 4. ACCOUNTS RECEIVABLE

Accounts Receivable balances as of September 30, 2011 and 2010 were as follows:

(Dollars in Thousands)	2011	2010
Intragovernmental		
Accounts Receivable	\$ 19	\$ -
With the Public		
Accounts Receivable	5	6
Total Accounts Receivable	\$ 24	\$ 6

There are no amounts that are deemed uncollectible as of September 30, 2011 and 2010.

NOTE 5. PROPERTY, EQUIPMENT, AND SOFTWARE, NET

Schedule of Property, Equipment, and Software as of September 30, 2011 (Dollars in Thousands):

Major Class	Acquisition Cost	Accumulated Amortization/Depreciation	Net Book Value
Equipment	\$ 13,958	\$ 10,874	\$ 3,084
Leasehold Improvements	6,974	6,902	72
Capital Lease	22	22	-
Internal-Use Software	30,316	29,286	1,030
Software-in-Development	-	-	-
Construction-in-Progress	1,383	-	1,383
Total	\$ 52,653	\$ 47,084	\$ 5,569

Schedule of Property, Equipment, and Software as of September 30, 2010 (Dollars in Thousands):

Major Class	Acquisition Cost	Accumulated Amortization/Depreciation	Net Book Value
Equipment	\$ 10,844	\$ 9,975	\$ 869
Leasehold Improvements	6,940	6,674	266
Capital Lease	22	22	-
Internal-Use Software	29,267	28,521	746
Software-in-Development	370	-	370
Construction-in-Progress	146	-	146
Total	\$ 47,589	\$ 45,192	\$ 2,397

The change in capitalization threshold resulted in an immaterial change to the fiscal year 2011 financial statements.

NOTE 6. OTHER LIABILITIES

The other liabilities for FHFA are comprised of FECA liability, unemployment insurance liability, payroll accruals, deferred lease liability and unfunded leave. Payroll accruals represent payroll expenses that were incurred prior to year-end but were not paid. Other liabilities not covered by budgetary resources consist of unfunded annual leave, compensatory time, and deferred lease liability. As of September 30, 2011 and 2010, other liabilities not covered by budgetary resources were \$9.5 million and \$7.9 million, respectively. Intragovernmental liabilities not covered by budgetary resources were \$1,408 for unfunded Federal Employees' Compensation Act (FECA) liabilities in Fiscal Year 2011, and \$0 in Fiscal Year 2010.

Other Liabilities as of September 30, 2011 consist of the following:

(Dollars in Thousands)	Current	Non Current	Total
Intragovernmental Liabilities			
Funded and Unfunded FECA Liability	\$ 3	\$ -	\$ 3
Payroll Taxes Payable	\$ 1,216	-	\$ 1,216
Total Intragovernmental Other Liabilities	\$ 1,219	\$ -	\$ 1,219
With the Public			
Accrued Funded Payroll and Unfunded Leave	\$ 15,309	\$ -	\$ 15,309
Total Public Other Liabilities	\$ 15,309	\$ -	\$ 15,309

Other Liabilities as of September 30, 2010 consist of the following:

(Dollars in Thousands)	Current	Non Current	Total
Intragovernmental Liabilities			
Payroll Taxes Payable	\$ 799	\$ -	\$ 799
Total Intragovernmental Other Liabilities	\$ 799	\$ -	\$ 799
With the Public			
Accrued Funded Payroll and Unfunded Leave	\$ 11,961	\$ -	\$ 11,961
Deferred Lease Liabilities	57		57
Total Public Other Liabilities	\$ 12,018	\$ -	\$ 12,018

NOTE 7. LEASES

Operating Leases

1700 G Street NW

FHFA has an occupancy lease with the Office of the Comptroller of the Currency (OCC) at 1700 G Street NW, Washington, DC, that covers office space and building services, including utilities, security guards, janitorial services, mail delivery, use of the loading dock, garage parking and building operation and maintenance. The initial term of the lease was for five years beginning in 1993, with the option to renew for three 5-year terms with OFHEO. This lease was transferred to FHFA with its creation. FHFA has exercised the third of the three option terms. FHFA provided notification of its intent to terminate the lease.

FHFA may terminate the lease agreement with OCC in whole or in part. In the event of termination at FHFA's discretion, FHFA would be required to pay two months' rent. If either party ceases to exist or merges with another entity by operation of law, either party may terminate the rental agreement. In the event of termination under this provision, neither party is liable for further costs, fee, damages or other monies due to the termination, except for payments through the date of the termination. Because of this termination clause, no deferred rent is established for this lease, nor is disclosure of minimum future lease payments required under Financial Accounting Standard Board Statement No. 13.

1750 Pennsylvania Avenue NW and 1625 Eye Street

FHFA leases office space in Washington, DC at 1750 Pennsylvania Avenue NW and 1625 Eye Street NW. The lease terms of 1750 Pennsylvania Avenue NW expire on January 31, 2012. The lease terms of 1625 Eye Street expire on June 30, 2015. FHFA-OIG also leases office space in 1625 Eye Street NW. The FHFA-OIG lease terms at 1625 Eye Street NW expire one year after the occupation date, January 24, 2011, with optional renewal periods for up to two years. Leases at both locations are non cancellable. Contingency space at an undisclosed location is also leased, with the lease expiring on March 31, 2012. Total rental payments for the fiscal years ended September 30, 2011 and 2010 were \$6.1 million and \$4.9 million, respectively.

400 7th Street SW – Constitution Center

FHFA entered into a lease for office space at 400 7th Street SW Constitution Center on January 31, 2011. FHFA will take occupancy in January 2012. FHFA does not have the right to terminate the lease for the convenience of the government. FHFA may only exercise a one-time early termination at the end of the 10th year, contingent upon FHFA having less than 400 employees in the Washington DC area and representing that it reasonably believes it will have less than 400 employees in the DC area in the future.

The minimum future payments for these leases (except for 1700 G Street, NW and 1750 Pennsylvania Avenue) are as follows:

(Dollars in Thousands)	
Fiscal Year	Amount
2012	\$ 15,286
2013	19,462
2014	19,852
2015	19,260
2016	16,676
Thereafter	93,143
Total Future Payments	\$ 183,679

NOTE 8. COMMITMENTS AND CONTINGENCIES

FHFA did not have any material commitments or contingencies that met disclosure requirements as of September 30, 2011 and 2010.

NOTE 9. PROGRAM COSTS

Pursuant to HERA, FHFA was established to supervise and regulate the fourteen regulated entities. The regulated entities include Freddie Mac, Fannie Mae and the twelve FHLBanks. FHFA tracks resource allocations and program costs to the strategic goals (responsibility segments) developed for FHFA's strategic plan. Strategic Goals, 1 – Safety and Soundness; 2 – Affordable Housing; and 3 – Conservatorship, guide program offices to carry out FHFA's vision and mission. FHFA has a Resource Management Strategy, which is distributed proportionately to Strategic Goals 1 – 3 based on the percentage of direct costs of each goal to the total direct costs for FHFA. FHFA-OIG allocated their costs to FHFA's Resource Management Strategy. FHFA's revenue was provided by the Regulated Entities through assessments. FHFA-OIG received their funding through a \$29 million expenditure transfer from FHFA. FHFA-OIG's revenues for fiscal year 2011 were \$0 and total expenses were \$17.3 million.

Program costs are broken out into two categories – "Intragovernmental" and "With the Public". Intragovernmental costs are costs FHFA incurs through contracting with other federal agencies for goods and/or services, such as rent paid to OCC, payroll processing services received from the Department of Agriculture and imputed financing costs for post-retirement benefits with OPM. With the Public costs are costs FHFA incurs through contracting with the private sector for goods or services, payments for employee salaries, depreciation, annual leave and deferred rent expenses. Revenue is comprised of assessments, investment interest, and miscellaneous revenue. Intragovernmental expenses relate to the source of goods and services purchased by the agency and not to the classification of related revenue. Such costs and revenue are summarized as follows:

(Dollars in Thousands)	2011	2010
Safety and Soundness		
Intragovernmental Costs	\$ 27,364	\$ 21,703
Public Costs	98,597	74,167
Total Program Costs	125,961	95,870
Less: Intragovernmental Earned Revenue	108	108
Less: Public Earned Revenue	135,189	89,164
Net Safety and Soundness Program (Income)/Costs	(9,336)	6,598
Affordable Housing		
Intragovernmental Costs	4,216	3,759
Public Costs	13,024	12,272
Total Program Costs	17,240	16,031
Less: Intragovernmental Earned Revenue	30	33
Less: Public Earned Revenue	38,024	26,786
Net Affordable Housing Program (Income)/Costs	(20,814)	(10,788)
Conservatorship		
Intragovernmental Costs	2,683	1,926
Public Costs	21,517	14,737
Total Program Costs	24,200	16,663
Less: Intragovernmental Earned Revenue	22	33
Less: Public Earned Revenue	27,410	27,078
Net Conservatorship Program (Income)/Costs	(3,232)	(10,448)
Total Intragovernmental costs	34,263	27,388
Total Public costs	133,138	101,176
Total Costs	167,401	128,564
Less: Total Intragovernmental Earned Revenue	160	174
Less: Total Public Earned Revenue	200,623	143,028
Total Net (Income)/Cost	\$ (33,382)	\$ (14,638)

NOTE 10. APPORTIONMENT CATEGORIES OF OBLIGATIONS INCURRED

All obligations incurred are characterized as Category C, Exempt from apportionment (i.e. not apportioned), on the Statement of Budgetary Resources. Obligations incurred and reported in the Statement of Budgetary Resources in fiscal years 2011 and 2010 consisted of the following:

(Dollars in Thousands)	2011	2010
Direct Obligations, Category C	\$ 225,802	\$ 132,707
Reimbursable Obligations, Category C	94	101
Total Obligations Incurred	\$ 225,896	\$ 132,808

NOTE 11. LEGAL ARRANGEMENTS AFFECTING USE OF UNOBLIGATED BALANCES

HERA requires that any balance that remains unobligated at the end of the fiscal year, except for amounts assessed for contribution to FHFA's working capital fund, must be credited against the next year's assessment to the regulated entities. As of September 30, 2011 and 2010, the unobligated balance was \$27.7 million and \$22.7 million. The portion of the fiscal year 2011 unobligated available balance that will be credited against the regulated entities' April assessments is \$14.7 million with the remaining \$9 million retained in the working capital fund and \$4 million retained in the FHFA-OIG account. (see Note 2. Fund Balance With Treasury)

NOTE 12. BUDGETARY RESOURCE COMPARISONS TO THE BUDGET OF THE UNITED STATES GOVERNMENT

Statement of Federal Financial Accounting Standards No. 7, "Accounting for Revenue and Other Financing Sources and Concepts for Reconciling Budgetary and Financial Accounting", calls for explanations of material differences between amounts reported in the Statement of Budgetary Resources and the actual balances published in the Budget of the United States Government (President's Budget). The President's Budget that will include fiscal year 2011 actual budgetary execution information has not yet been published. The President's Budget is scheduled for publication in February 2013 and can be found at the OMB Web site: <http://www.whitehouse.gov/omb/>. The 2012 Budget of the United States Government, with the "Actual" column completed for 2010, has been reconciled to the Statement of Budgetary Resources and there were no material differences.

NOTE 13. UNDELIVERED ORDERS AT THE END OF THE PERIOD

For the fiscal years ended September 30, 2011 and 2010, budgetary resources obligated for undelivered orders amounted to \$52.7 million and \$20.6 million, respectively.

NOTE 14. INCIDENTAL CUSTODIAL COLLECTIONS

FHFA's custodial collections primarily consist of Freedom of Information Act requests and civil penalties assessed. Custodial collections are reflected in Fund Balance with Treasury during the year. While these collections are considered custodial, they are neither primary to the mission of the agency nor material to the overall financial statements. FHFA also collects civil penalties assessed against the regulated entities. FHFA's custodial collections are \$3,385 for the year ended September 30, 2011. Custodial collections totaled \$288 for the year ended September 30, 2010. There were no civil penalties assessed or collected in fiscal year 2010 or 2011. Custodial collections are transferred to the Treasury General Fund on September 30 and are not reflected in the financial statements of the agency.

NOTE 15. RECONCILIATION OF NET COST OF OPERATIONS TO BUDGET

FHFA has reconciled its budgetary obligations and non-budgetary resources available to its net cost of operations.

(Dollars in Thousands)	2011	2010
Resources Used to Finance Activities:		
Budgetary Resources Obligated		
Obligations Incurred	\$ 225,896	\$ 132,808
Spending Authority From Offsetting Collections and Recoveries	(30,136)	(2,794)
Obligations Net of Offsetting Collections and Recoveries	195,760	130,014
Offsetting Receipts	(200,689)	(143,100)
Net Obligations	(4,929)	(13,086)
Other Resources		
Imputed Financing From Costs Absorbed By Others	5,193	4,807
Net Other Resources Used to Finance Activities	5,193	4,807
Total Resources Used to Finance Activities	264	(8,279)
Resources Used to Finance Items Not Part of the Net Cost of Operations:		
Change In Budgetary Resources Obligated For Goods,		
Services and Benefits Ordered But Not Yet Provided	(32,083)	(7,729)
Resources That Fund Expenses Recognized In Prior Periods	(55)	(84)
Resources That Finance the Acquisition of Assets	(5,226)	(975)
Total Resources Used to Finance Items Not Part of Net Cost of Operations	(37,364)	(8,788)
Total Resources Used to Finance the Net Cost of Operations	(37,100)	(17,067)
Components of the Net Cost of Operations That Will Not Require or Generate Resources in the Current Period:		
Components Requiring or Generating Resources in Future Periods		
Increase In Annual Leave Liability	1,662	581
Other	2	1
Total Components of Net Cost of Operations That Will Require or Generate Resources In Future Periods	1,664	582
Components Not Requiring or Generating Resources		
Depreciation and Amortization	2,164	2,200
Other	(110)	(353)
Total Components of Net Cost of Operations That Will Not Require or Generate Resources	2,054	1,847
Total Components of Net Cost of Operations That Will Not Require or Generate Resources In The Current Period	3,718	2,429
Net (Income from)/Cost of Operations	\$ (33,382)	\$ (14,638)

OTHER ACCOMPANYING INFORMATION SECTION

**Performance Goals and Measures
No Longer Reported**

**Inspector General's FY 2011 Management and
Performance Challenges**

**FHFA's Response to the IG's Management and
Performance Challenges**

FHFA Performance Goals and Measures No Longer Reported

PERFORMANCE MEASURES
<p>Strategic Goal 2 • The housing GSEs support a stable, liquid, and efficient mortgage market including sustainable homeownership and affordable housing.</p>
<p>Measure 2.1(2) • Absent a revival of the private market in 2010, each Enterprise's share of single-family mortgage purchases and originations does not decline by more than 10% of the share obtained in FY2009.</p>
<p>Measure 2.2(2) • Issue affordable housing goal regulations covering Fannie Mae, Freddie Mac and the FHLBanks, as applicable, pursuant to HERA.</p>
<p>Measure 2.4(1) • Meet with the President's Working Group, Federal Housing Finance Oversight Board, Financial Stability Oversight Board (FSOB), the housing GSEs, and other stakeholders quarterly.</p>
<p>Strategic Goal 3 • FHFA preserves and conserves the assets and property of the Enterprises, ensures focus on their housing mission, and facilitates their financial stability and emergence from conservatorship.</p>
<p>Measure 3.1(1) • Fill vacancies within 180 calendar days in the Boards and senior management teams.</p>
<p>Resource Management Strategy • FHFA has the personnel, resources, and infrastructure to manage effectively and efficiently to achieve its mission and goals.</p>
<p>Measure 4.1(1) • FHFA fills vacancies within 80 business days.</p>
<p>Measure 4.2(1) • Increase the number of qualified disabled, minority, and female job applicants.</p>
<p>Measure 4.3(2) • FHFA net costs per value of the 14 housing GSEs' total book of business.</p>
<p>Measure 4.4(2) • FHFA completes its internal review of Examiner Workstation and finalizes a new strategic plan for Examiner Workstation.</p>

Inspector General's FY 2012 Management and Performance Challenges




OFFICE OF INSPECTOR GENERAL

Federal Housing Finance Agency

1625 Eye Street, N.W., Washington DC 20006

October 14, 2011

MEMORANDUM FOR: Edward J. DeMarco, Director (Acting)

FROM: Steve A. Linick, Inspector General 

SUBJECT: FY 2012 Management and Performance Challenges

Pursuant to the Reports Consolidation Act of 2000, executive agencies are required to include in their annual consolidated performance and accountability report a statement prepared by the agency's Inspector General summarizing what the Inspector General considers to be the most serious management and performance challenges facing the agency and assessing the agency's progress in addressing those challenges. *See* 31 U.S.C. § 3516(3)(d). Attached is the inaugural statement prepared by the Federal Housing Finance Agency (FHFA or Agency) Office of Inspector General (FHFA-OIG) for inclusion in the FHFA's performance and accountability report.

If you or your staff has any questions, please contact Russell Rau, Deputy Inspector General for Audits, at (202) 445-2167, or Joyce Cooper, Audit Director, at (202) 445-2031.

cc: Paula Hayes, Deputy Chief Operating Officer
Mark Kinsey, Chief Financial Officer
Alfred Pollard, General Counsel
Bruce Crandlemire, Senior Advisor for IG Operations
John Major, Internal Controls and Audit Follow-Up Manager

**Federal Housing Finance Agency Office of Inspector General Statement
FY 2012 Management and Performance Challenges**

FHFA was established by the Housing and Economic Recovery Act of 2008 (HERA), Public Law No. 110-289. HERA authorizes FHFA to conduct examinations, develop regulations, issue enforcement orders, and appoint itself conservator or receiver of the housing Government-Sponsored Enterprises (GSEs)—the Federal National Mortgage Association (Fannie Mae) and the Federal Home Loan Mortgage Corporation (Freddie Mac) (collectively, the Enterprises), and the Federal Home Loan Bank System, which is comprised of 12 regional Federal Home Loan Banks (FHLBanks). Since September 2008, Fannie Mae and Freddie Mac have been operating under conservatorships overseen by FHFA, and have to date received financial support of approximately \$169 billion from the United States Department of the Treasury (Treasury). Further, FHFA projects that federal government support for the Enterprises is likely to continue to increase based on continuing economic uncertainty and a fragile housing market.

Also of concern is the safety and soundness of the FHLBanks. The "advance business," which represents the most significant asset of the FHLBank system, continues to decline as members have turned to competing liquidity sources and demand for housing has waned. Additionally, the poor quality of the FHLBanks' investments in private-label mortgage-backed securities has exacerbated this concern.

The FHFA Inspector General was confirmed on October 12, 2010. Since that time, FHFA-OIG has initiated audits and evaluations of FHFA programs and operations with considerable focus on key areas of risk in FHFA's primary mission areas — regulation and supervision of the GSEs; operations of the Enterprise conservatorships; and the implementation of affordable housing goals. FHFA-OIG also has participated in criminal investigations and prosecutions involving the GSEs.

FHFA-OIG has identified three areas involving significant management and performance challenges for FHFA: (1) providing leadership and direction; (2) improving management of the Fannie Mae and Freddie Mac conservatorships; and (3) ensuring supervisory capacity.

1. FHFA is Challenged to Provide Clear Leadership and Direction

FHFA has not had a permanent Director since August, 2009, and other senior management positions within the Agency remain unfilled. These other positions include the Chief Operating Officer and Director of the Division of Enterprise Regulation. Although the Agency's management has taken a number of positive steps on significant matters related to FHFA's responsibilities as conservator of the Enterprises and supervisor and regulator for all of the GSEs, permanent leadership is needed to provide focus and direction to policy debates regarding such critical issues as mitigating the effects of the financial crisis, the structure and operation of the secondary mortgage market, and the future roles of the GSEs. Such leadership is also critical to the development of consistent regulatory approaches and policies. FHFA is required to formulate regulations that:

- maintain the nation's housing industry by providing a stable source of liquidity through the secondary mortgage market and assuring that the American taxpayer will not suffer unnecessary losses;

- provide support for the Financial Stability Oversight Council, in fulfilling its systemic risk oversight responsibilities, and the Federal Housing Finance Oversight Board, which plays a key role in the oversight of the GSEs; and
- achieve annual housing goals and comply with requirements to serve underserved markets.

In addition, permanent leadership and clear direction is necessary to address challenges associated with maximizing FHFA's effectiveness and efficiency in:

- acquiring appropriate resources to fulfill FHFA's mission, including the recruitment of experienced examination staff and other personnel;
- completing the reorganization of FHFA so that it can better regulate and supervise the Enterprises and the 12 FHLBanks and can fulfill its conservatorship responsibilities over the Enterprises;
- identifying and addressing risks to the liquidity and stability of the secondary mortgage market; and
- establishing and implementing appropriate risk management processes and practices that address both Agency programs and the operations of the Enterprises and FHLBanks.

2. FHFA is Challenged to Improve Its Oversight of the Fannie Mae and Freddie Mac Conservatorships

Fannie Mae and Freddie Mac were placed into conservatorships by FHFA in September 2008, in order to stabilize these Enterprises in the face of mounting losses caused by the collapse of the housing market.

At that time, the conservatorships were considered to be a temporary "time out." However, three years have now passed, the conservatorships remain in place, and there appears to be no immediate prospect of any structural change. Under these circumstances, FHFA is challenged to do more to manage the conservatorships based on a longer time horizon; specifically, to devote substantially more resources to conservatorship operations. Soon after the conservatorships began, FHFA established a new unit, the Office of Conservatorship Operations (OCO). However, the unit has remained small—consisting of no more than a handful of personnel. As a result, FHFA's effective ability to manage the conservatorships has been limited due to the absence of resources.

As conservator, FHFA has exercised its power to remove and appoint the Enterprises' boards of directors and senior officers. Moreover, as conservator the FHFA Acting Director is authorized to conserve and preserve Fannie Mae's and Freddie Mac's assets and property. OCO assists the Acting Director in carrying out these duties. The Enterprises continue to be critical participants for ensuring liquidity in the housing market and addressing home affordability. Because the Enterprises continue to be major players in the origination of residential mortgages, OCO is challenged to fulfill the important functions of guiding, establishing, and implementing housing finance policy.

Another related conservatorship management issue is the potential for conflicts due to the overlap between FHFA's dual missions as conservator and also as regulator of the Enterprises. As conservator, FHFA must ensure that the Enterprises conserve and preserve their assets; as regulator FHFA must ensure that they operate in a safe and sound manner. These dual roles can give rise to potential conflicts where staff members, who are examining the Enterprises for safety and soundness, may also be asked to perform conservator functions such as approving higher-risk transactions in order to conserve and preserve assets. FHFA needs to be aware of and sensitive to this issue.

Other conservator oversight areas that present challenges are the:

- review and approval of significant Enterprise business decisions;
- further assessment of the adequacy of guarantee fees for mortgage-backed securities;
- enforcement or repudiation of Enterprise contracts; and
- mitigation of mortgage losses.

3. FHFA is Challenged to Ensure Adequate Supervision and Regulation of the GSEs

As mandated by HERA, FHFA has supervisory and regulatory responsibilities for the Enterprises and the FHLBanks. Its number one priority must be to ensure that its examination function is adequately staffed. Further, examiners must receive the training necessary to effectively and efficiently conduct examinations and be given an avenue to become commissioned bank examiners or otherwise professionally accredited. FHFA has not yet developed comprehensive examiner development, training, and certification programs. When it does, it also should consider including training modules that relate to: loan analysis, community reinvestment, compliance, risk management and assessment, capital markets, and fraud investigations. Given its current staffing levels and the resources required to fulfill other responsibilities related to the conservatorships, FHFA is also challenged to develop a system that will enable it to identify potential risks to the Enterprises and the FHLBanks and respond to those risks.

In addition to the challenges of supervising and regulating Fannie Mae and Freddie Mac in order to sustain the secondary mortgage financing market, FHFA is challenged with maintaining a viable FHLBank System and ensuring that the FHLBanks can achieve their primary mission to provide liquidity, primarily through advances to member banks, facilitate the extension of mortgage credit, and promote stability in the housing finance market. Other supervisory and regulatory areas that present challenges are the:

- promulgation of prudential management and operations standards by regulation or guidelines covering all of the GSEs together with related supervisory strategies and examination plans;
- issuance of FHFA examination policies and guidance including the full range of supervisory actions available to address safety and soundness and compliance concerns;
- oversight of capital, credit, and market risk management and investment portfolios including private-label mortgage-backed securities; and
- declaration of FHFA's roles and responsibilities regarding Enterprise counterparties such as mortgage seller/servicers and enhanced coordination with other federal banking agencies regarding examination, supervision, and regulation of FHLBank members.

FHFA's Response to the IG's Management and Performance Challenges



Federal Housing Finance Agency

MEMORANDUM

TO: Steve Linick, Inspector General

FROM: Edward J. DeMarco, Acting Director

SUBJECT: Federal Housing Finance Agency Response to the Inspector General's Statement of FY 2012 Management and Performance Challenges

DATE: November 14, 2011

The Federal Housing Finance Agency's Office of Inspector General (OIG) identified several management and performance challenges for FHFA in FY 2012. We agree with OIG's assessment that significant challenges remain for the agency. A common theme identified by OIG is the need to enhance the agency's capacity to regulate and oversee the housing government-sponsored enterprises (GSEs). The following is a brief description of the actions - already taken and planned - to address this need.

Restructuring GSE Supervision and Oversight Programs

In March 2011, FHFA reorganized its GSE supervision program to promote greater uniformity and consistency in the examinations of the housing GSEs. Before the reorganization, FHFA had been using the separate supervision programs developed by the Office of Federal Housing Enterprises Oversight for Fannie Mae and Freddie Mac, and the supervision program developed by the Federal Housing Finance Board for the Federal Home Loan Banks.

With the goal of full implementation for the 2012 examination cycle, the new structure will improve the efficiency and effectiveness of examinations by integrating examination resources and standards. In addition, the agency is undertaking initiatives to review and standardize examination practices and to develop an examiner certification program. This will enhance FHFA's ability to monitor safety and soundness at each regulated entity.

In addition, the reorganization created a dedicated housing mission and policy team to improve FHFA's ability to provide critical support to the agency's conservatorship responsibilities and to the Financial Stability Oversight Council, Congress, and the Administration on matters involving the country's housing finance system. For example, the housing mission and policy team is leading the agency's response to the Request for Information on ways to dispose of real estate owned (REO) properties. The reorganization also enhanced the separation of supervision and conservatorship activities within FHFA.

Filling Executive Leadership Positions

Partly as a result of the reorganization of the supervision program, several senior positions are vacant and currently being filled on an acting basis. One of FHFA's highest priorities is filling these positions. Since mid-October of 2011, FHFA has permanently filled the positions of the Deputy Director for Enterprise Regulation, the Examiners-in-Charge for Fannie Mae and Freddie Mac, and the agency's Chief Operating Officer. Significant progress has been made in filling the remaining senior positions.

Increasing FHFA's Operational Resources

FHFA will continue to be in a significant growth mode during FY 2012. In FY 2011, the agency added 66 staff members to its roster. During FY 2012, the agency is planning to fill an additional 100 positions, with the majority (60 positions) in examinations and other important supervision areas. Since the creation of FHFA in July 2008, the agency will have grown from a budgeted staff of 448 positions to 620 positions by the end of FY 2012—an increase of over 38 percent in a little over four years.

In FY 2011, FHFA began using contract resources to assist staff in evaluating risks at Fannie Mae and Freddie Mac. In particular, contract resources were used to identify and evaluate operational risks in the Home Affordable Modification Program modified loan portfolios at the Enterprises. Contract resources are currently being used to help identify and evaluate operational risks of REO vendor management at the Enterprises, and market risks of the retained portfolio of Fannie Mae. In FY 2012, FHFA will continue to identify opportunities in which contract resources can be used to supplement the agency's staff.

Conclusion

FHFA understands the challenges it faces in FY 2012 and is committed to enhancing its capacity to regulate and oversee the housing GSEs.

APPENDIX

Glossary

Acronyms

Index of Figures

**Federal Housing Finance Agency
Key Management Officials**



Glossary

- Advances** – Core mission assets in the form of loans to member institutions.
- Capitalization** – The sum of a firm’s or individual’s long-term debt, stock and retained earnings.
- Collateralize** – To secure a financial instrument, such as a loan, with an asset, such as a security or home.
- Creditor Haircut(s)** – In financial terms, a haircut can refer to a discount of a percentage of the par value of a financial asset used as collateral or a discount on the value the creditor would receive on resolution of the institution.
- Conservatorship** – Statutory process designed to stabilize a troubled institution with the objective of maintaining normal business operation and restoring safety and soundness.
- Consolidated Obligations** – A term for the joint obligations of the 12 FHLBanks. Consolidated obligations are debt instruments that are sold to the public through the Office of Finance but are not guaranteed by the U.S. government.
- Earnings** – Includes adequacy of earnings to build and maintain capital and provide acceptable returns to shareholders, the quality of earnings, earnings projections, the integrity of management information systems, and the soundness of the business model.
- Enterprise(s)** – Represent Fannie Mae and Freddie Mac.
- Enterprise Risk** – Includes enterprise credit risk, market risk, and operational risk.
- Forbearance Plans** - An agreement between the servicer and the borrower (or estate) to reduce or suspend monthly payments for a defined period, after which the borrower resumes regular monthly payments and pays additional money toward the delinquency to bring the account current or works with the servicer to identify a permanent solution, such as loan modification or short sale, to address the delinquency.
- Foreclosure** – A legal process dictated by state law in which the mortgaged property is sold to pay off the mortgage of the defaulting borrower.
- Governance** – Includes policies and controls related to financial and regulatory reporting, leadership effectiveness of the board of directors and enterprise management, compliance, overall risk management, strategy, internal audit, and reputation risk.
- Home Affordable Modification Program (HAMP)** - A program designed to help homeowners avoid foreclosure by modifying loans to a level that is affordable for borrowers now and sustainable over the long term.
- Home Affordable Refinance Program (HARP)** – A home retention program that focuses on mortgages Fannie Mae and Freddie Mac already hold in their portfolios or guarantee through their mortgage-backed securities. It provides unique flexibilities on the level of credit enhancement required on loans with loan-to-values greater than 80 percent. Borrowers who are current on their mortgages can refinance into a lower mortgage payment or more sustainable mortgage without requiring additional credit enhancement—generally private mortgage insurance.
- Home Retention Actions** - Repayment plans, forbearance plans, charge-offs in lieu of foreclosure, home saver advances, and loan modifications. Home retention actions allow borrowers to retain ownership/occupancy of their homes while attempting to return loans to current and performing status.
- Loan Modification** – A change or changes to the original mortgage terms, such as a change to the product (adjustable-rate or fixed-rate), interest rate, term and maturity date, amortization term, or amortized balance.

Matter Requiring Attention (MRA) – A specific written recommendation made to Enterprise management that requires attention and correction, but does not include consent order items. Each MRA requires a due date for correction.

Permanent Capital – The sum of common stock, preferred stock, and retained earnings.

Portfolio – A collection of investments, either diverse or similar in nature, held by an institution or individual.

Preferred Stock Purchase Agreement (PSPA) – PSPAs ensure that the Enterprises maintain a positive net worth so they can continue to be active suppliers of housing finance. The agreements are ongoing, explicit, and irreversible contractual commitments of the federal government ensuring that Fannie Mae and Freddie Mac can meet their obligations and maintain a positive net worth.

Repayment Plans – An agreement between the servicer and a borrower that gives the borrower a defined period to reinstate the mortgage by paying normal regular payments plus an additional agreed upon amount in repayment of the delinquency.

Reports of Examination (ROEs) – During each calendar year, FHFA complete ROEs for each of the 12 FHLBanks and the Office of Finance (OF) and presents them to their respective boards of directors. The scheduling of examination fieldwork and the review of ROEs may vary from one year to the next.

Secondary Mortgage Market – A market in which mortgages or mortgage-backed securities are acquired by the Enterprises and traded.

Senior Preferred Stock – Capital stock owned by the Treasury Department, which pays specific dividends before preferred stock or common stock dividends. In the event of liquidation senior preferred stock takes precedence over preferred and common stock.

Short Sale – A sale of real estate in which the proceeds do not satisfy the full balance owed on the property's loan.

Supervisory Rating – FHFA has established four rating levels for supervisory concerns: (1) no or minimal concerns, (2) limited concerns, (3) significant concerns, and (4) critical concerns. These ratings describe how well risks are identified, measured, monitored, controlled, and managed. No or minimal concerns have very minor weaknesses or criticisms that affect the Enterprise's safety and soundness, while critical concerns involve a consent order or formal agreement between FHFA and the Enterprise to ensure that appropriate corrective action is taken.

Total Capital – The sum of permanent capital, the par value of Class A stock outstanding, a general allowance for losses, and the amount of any other instruments identified in an FHLBank's capital plan that FHFA has determined to be available to absorb losses.

Undercapitalized – A state of hindered operation for an FHLBank resulting from limited amounts of capital.

Underwriting Standards – The process a lender uses to determine whether the risk of lending to a particular borrower under certain parameters is acceptable. Most of the risks and terms underwriters consider fall under the three C's of underwriting: credit, capacity, and collateral.

Acronyms

AGA – Association of Government Accountants

AHP – Affordable Housing Program

ALPHA – Association of Latino Professionals in Finance and Accounting

AMA – Acquired Member Assets

CAP – Computer/Electronic Accommodations Program

C&D – Cease and Desist

CSRS – Civil Service Retirement System

CY – Calendar Year

DER – Division of Enterprise Regulation

DOL – U. S. Department of Labor

ECIC – Executive Committee on Internal Controls

EESA – Emergency Economic Stabilization Act of 2008

EIC – Examiner in Charge

EVS – Employee Viewpoint Survey

FAAS – Financial Accounting and Advisory Services

Fannie Mae – Federal National Mortgage Association

FASAB – Federal Accounting Standards Advisory Board

FBWT – Fund Balance with Treasury

FDIC – Federal Deposit Insurance Corporation

FECA – Federal Employees Compensation Act

FERS – Federal Employees Retirement System

FHA – Federal Housing Administration

FHFA – Federal Housing Finance Agency

FHFB – Federal Housing Finance Board

FHLBank – Federal Home Loan Bank

FICO – Fair Isaac Corporation

FDIC – Federal Deposit Insurance Corporation

FERS – Federal Employees Retirement System

FINSOB – Financial Stability Oversight Board

FMS – Federal Management System

FISMA – Financial Information Security Management Act

FMIFIA – Federal Managers Financial Integrity Act of 1982

FOIA – Freedom of Information Act

Freddie Mac – Federal Home Loan Mortgage Corporation

FSOC – Financial Stability Oversight Council

FINSOB – Financial Stability Oversight Board

FY – Fiscal Year

GAAP – Generally Accepted Accounting Principles

GAO – U.S. Government Accountability Office

Ginnie Mae – Government National Mortgage Association

GSE – Government-Sponsored Enterprise

GSEER – Governance, Solvency, Earnings, and Enterprise Risk

HACU – Hispanic Association of Colleges and Universities

HAMP – Home Affordable Modification Program

HARP – Home Affordable Refinance Program

HERA – Housing and Economic Recovery Act of 2008

HPI – House Price Index

HUD – U.S. Department of Housing and Urban
Development

ICP - Incentive Compensation Plan

IG – Inspector General

IT – Information Technology

MBS – Mortgage-backed Securities

MHA – Making Homes Affordable (Program)

MRA – Matter Requiring Attention

NAAMBA - National Association of Asian MBAs

NABA - National Association of Black Accountants

NASP - National Association of Securities Professionals

NAWMBA - National Association of Women MBAs

NBMBAA - National Black MBA Association

NIST – National Institute of Standards and Technology

NSHMBA - National Society of Hispanic MBAs

OMB – Office of Management and Budget

OC – Office of Counsel

OCC – U.S. Office of the Comptroller of the Currency

OF – Office of Finance

OFHEO – Office of Federal Housing Enterprise
Oversight

OIG – Office of Inspector General

OMB – Office of Management and Budget

OMWI – Office of Women and Minority Inclusion

OPM – Office of Personnel Management

OTIM – Office of Technology and Information
Management

OTS – Office of Thrift Supervision

PCA – Prompt Corrective Action

PLMBS – Private-label Mortgage-backed securities

POA&Ms – Plan of Action and Milestones

PRISM – Procurement Request Information System
Management

PSPA (s) – Preferred Stock Purchase Agreement

REO – Real Estate Owned

REFCORP – Resolution Funding Corporation

RFI – Request for Information

ROE – Reports of Examination

SBR – Statement of Budgetary Resources

SES – Senior Executive Service

TARP – Troubled Asset Relief Program

TSP – Thrift Savings Plan

UFSC – Urban Financial Services Coalition

WHF – Women in Housing and Finance

Index of Figures

Figures

Figure 1 • Actual Dollars for FY 2010 and 2011.....	8
Figure 2 • Actual Full-Time Equivalents for FY 2010 and 2011.....	8
Figure 3 • Organization Chart for FHFA	11
Figure 4 • FHFA Oversight and Conservatorship Roles – Fannie Mae and Freddie Mac.....	14
Figure 5 • FHFA’s Oversight Role – FHLBanks	15
Figure 6 • Federal Home Loan Bank Districts.....	16
Figure 7 • Maximum Allowable Enterprise Mortgage Asset Holdings.....	28
Figure 8 • Key Performance Indicators for FY 2011	33
Figure 9 • Assets and Liabilities.....	41
Figure 10 • Total Net (Income from)/Cost of Operations.....	42
Figure 11 • Statement of Changes in Net Position.....	42
Figure 12 • Statement of Budgetary Resources Comparisons.....	43
Figure 13 • Summary of Financial Statement Audit and Management Assurances.....	46
Figure 14 • FHFA’s Goal Hierarchy.....	50
Figure 15 • FHFA’s Performance Management Cycle.....	51
Figure 16 • FY 2011 Performance Measures	51
Figure 17 • GSE Enterprise Risk Rating System.....	54
Figure 18 • FHLBank Rating System	57
Figure 19 • Enterprises’ Goals and Performance in 2010	61

FEDERAL HOUSING FINANCE AGENCY

KEY MANAGEMENT OFFICIALS

Edward J. DeMarco

*Acting Director, Deputy Director of Housing,
Mission and Goals*

Stephen Cross

*Acting Chief Operating Officer and Senior Deputy Director,
Division of Federal Home Loan Bank Regulation*

Christopher Dickerson

*Acting Deputy Director, Division of Enterprise Regulation,
Senior Associate Director, Office of Systematic Risk and
Market Surveillance*

Wanda DeLeo

*Deputy Director, Division of Examination
Programs and Support*

Jeffrey Spohn

*Senior Associate Director, Office of Conservatorship
Operations*

Alfred Pollard

General Counsel

Nicholas Satriano

Chief Accountant

Steve Linick

Inspector General

Michael Powers

Ombudsman

Meg Burns

*Senior Associate Director, Office of Housing and
Regulatory Policy, Acting Senior Associate Director, Office
of Congressional Affairs and Communications*

Lee Bowman

Associate Director, Office of Minority and Women Inclusion

Paula Hayes

Deputy Chief Operating Officer

Patrick Lawler

Chief Economist

Mark Kinsey

Chief Financial Officer

Kevin Winkler

Chief Information Officer

FHFA OVERSIGHT BOARD

Edward J. DeMarco

Chairman

Timothy F. Geithner

Secretary of the Treasury

Shaun Donovan

Secretary of Housing and Urban Development

Mary L. Schapiro

Chairperson, Securities and Exchange Commission

Contact Information

We welcome your comments on how we can improve our report. Please provide comments or questions to:

Toni R. Harris

Performance Improvement Officer

202.414.3800 FHFAinfo@fhfa.gov

This report can be accessed on the World Wide Web at:
www.fhfa.gov.



Federal Housing Finance Agency

1700 G Street, NW
Washington, DC 20552

202.414.3800

www.fhfa.gov