



RECOVERY ACCOUNTABILITY AND TRANSPARENCY BOARD

ARRA: New Model for Government-wide Reporting The Era of Accountability and Transparency

Recovery Accountability and Transparency Board

*Sara Carver
Senior Analyst*

*Sandra Swab
Data Manager and Senior Policy Analyst*

*Della Whorton
Senior Audit Manager*

**Federal Audit Executive Council
November 16, 2011**



Overview

- The Reporting Paradigm Shift
- The Tools of Transparency and Accountability
- ARRA/Recovery Concepts
- Recovery Operations Center
- Recovery Innovations
- Future.....

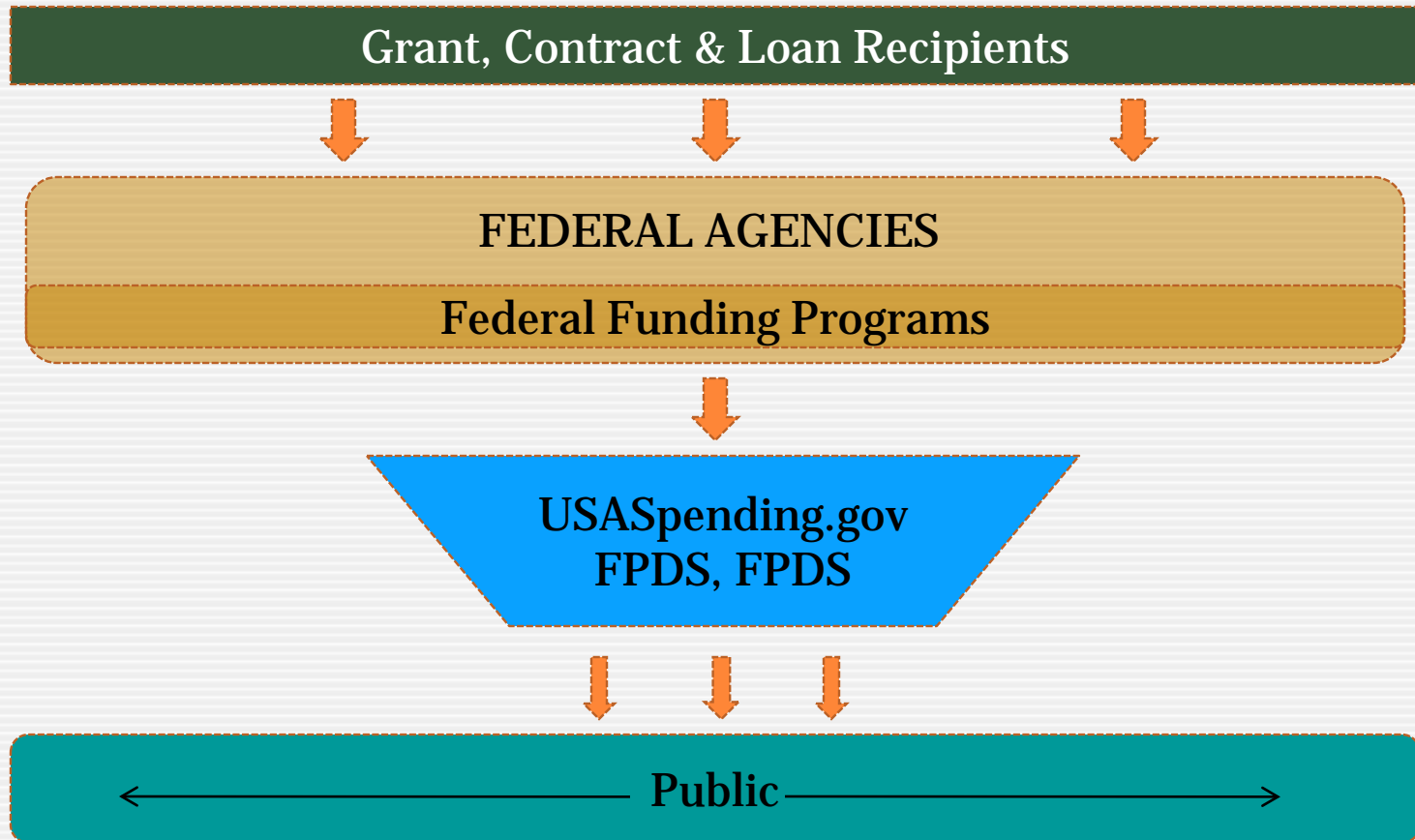


Recovery Act Established--2009

The Paradigm Shift: Reporting for Transparency, Compliance and Accountability

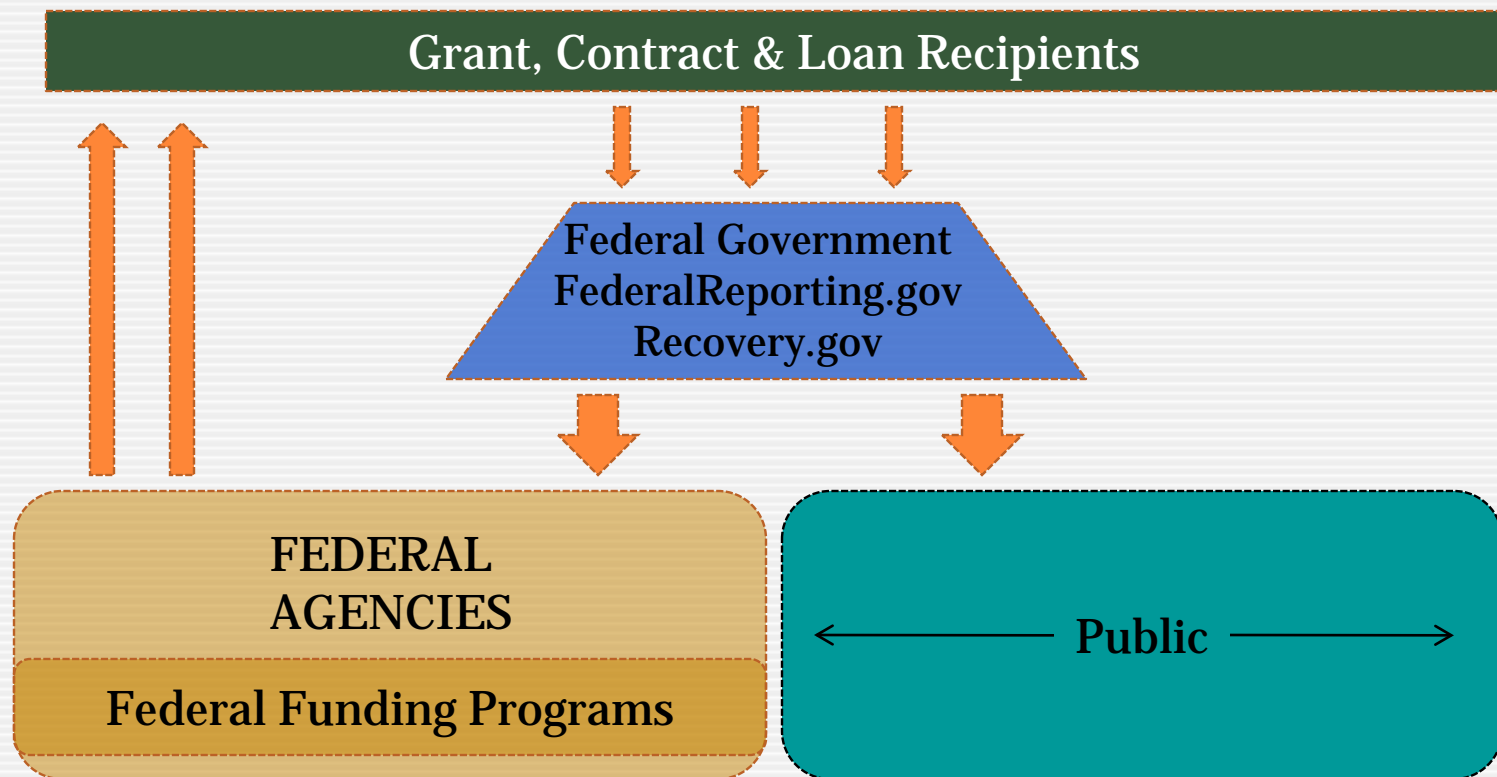


Federal Reporting Status Quo





The Reporting Paradigm Shift





System Architecture for ARRA to Support Accountability and Transparency


FederalReporting.gov

Recipient In-Bound Reporting




Database

- Recipient Registration
- Recipient Reporting
- Recipient Corrections
- Agency Validation
- Reporting Activities Recorded for Audit Trail



Data
Replication




Recovery.gov

Public Out-Bound Reporting

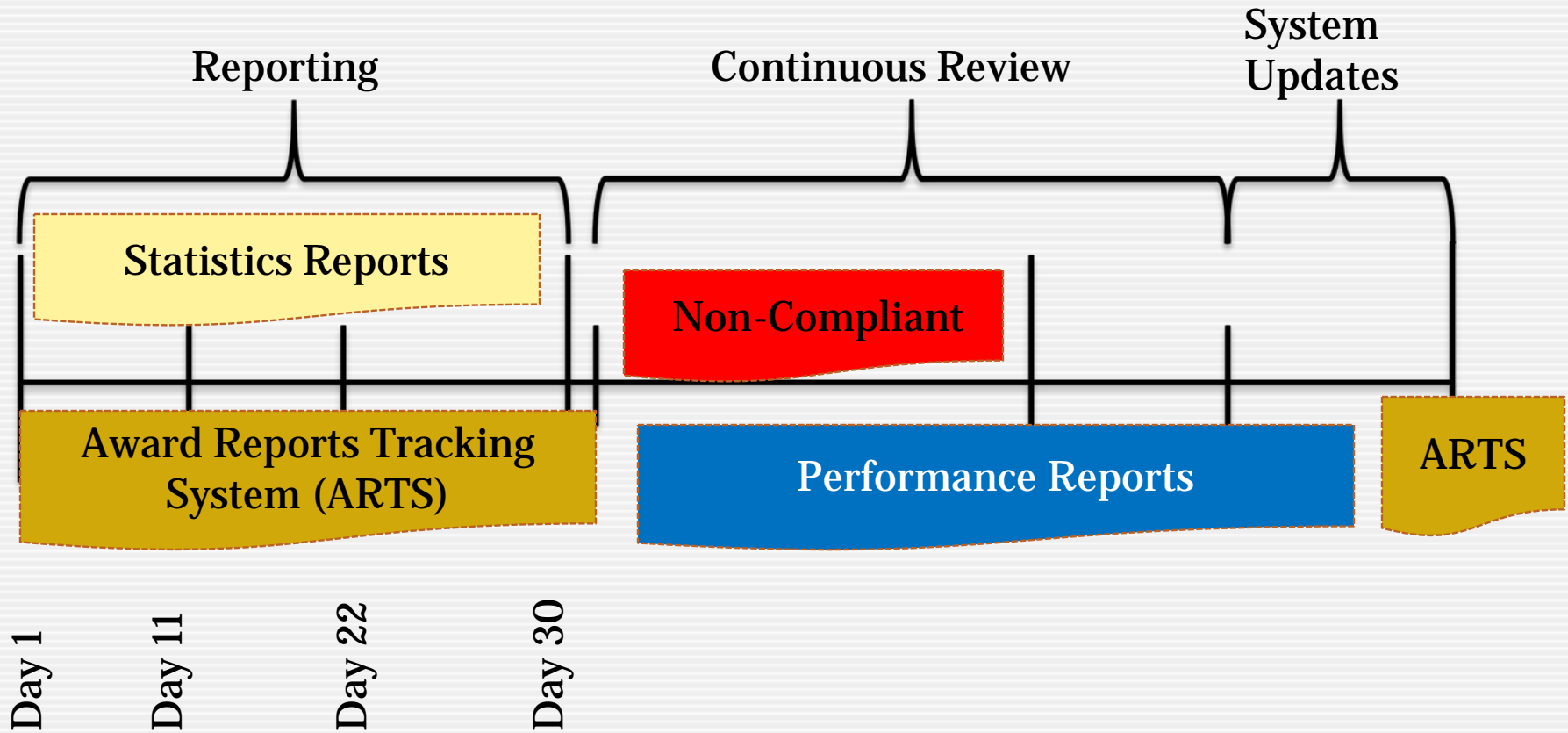


Database

- Public Web Portal
- Data Storage
- Data Visualization/Presentation
- Content Management
- Pre-Complied Reports
- Download of Raw Data



Timeline of a Reporting Quarter





Tools and Techniques for Compliance Federal Reporting

FederalReporting.gov Provides

- Daily extracts of recipient data for agencies
- State extracts
- Ability for bulk reporting from recipient

ARRA Reporting Tracking System (ARTS):

- Designed to identify when recipients report or not--based on initial submission
- Tracks until reports are marked “final and complete”

Review and Changing Data

- Review and comment period during reporting
- Continuous review between reporting periods—change data
- Automated Data Change request tool


Automated Report Tracking System (ARTS)

award_key	oct2009primes	OCT2009_Final	jan2010primes	jan2010_Final	apr2010primes	apr2010_Final	jul2010primes	jul2010_Final	oct2010primes	OCT2010_Final
5	YES	N	YES	N	YES	N	YES	N	YES	N
6	YES	N	YES	N	YES	N	YES	N	YES	N
7	YES	N	YES	N						
8	YES	N	YES	N	YES	N	YES	N	YES	N
9	YES	N	YES	N	YES	N	YES	N	YES	N
13	YES	N	YES	N	YES	N	YES	N	YES	N
14	YES	N	YES	N						
20	YES	N								
21	YES	N	YES	N	YES	N	YES	N	YES	Y
104	YES	N	YES	N	YES	N	YES	N	YES	N
105	YES	N	YES	Y						
106	YES	N	YES	N						
107	YES	N	YES	N	YES	N	YES	N	YES	Y
85540			YES	N	YES	N	YES	N	YES	N
85541			YES	N	YES	N	YES	Y		
85542			YES	N	YES	N	YES	N	YES	N
85543			YES	N	YES	N				
85544			YES	N	YES	N	YES	N	YES	N
85545			YES	N	YES	N	YES	N	YES	Y
85546			YES	N	YES	N	YES	N	YES	N
85547			YES	Y	YES	N	YES	N	YES	Y
85549			YES	N	YES	N	YES	N	YES	N




Data Change Process

- Identify errors
- Submit change request through ADC tool
- View requests
- Evaluate requests
- Process requests
- Receive notifications
- Track requests
- Publish requests





Automated Data Change (ADC) Tool



- Provides access through [FederalReporting.gov](https://www.federalreporting.gov)
- Allows request changes only on existing reports
- Provides feedback, approvals, and denials directly to requestor
- Tracks requests throughout the process trail
- Generates notifications at key milestones



What Changes Can Be Requested?


- Deactivate
- Link Reports
- Mark as 'Final'
- Other
 - Changes to any other data fields can be requested, except...
 - Job Numbers → cannot be changed






Why Make Data Changes

- Change records that your recipient will no longer address
- Change data to reflect correct awarding agency, Treasury Symbol, CFDA because report is final and project is complete
- Deactivate non-ARRA reports
- Eliminate duplications





When to Make Changes



- ADC should not be used to make changes that can be made in the current quarter (e.g., updates to the award amount).
- Recipients and agencies should concentrate on the current quarter reporting.
- Changes should be to past quarter records.
- ADC was deployed on April 2011



Recovery.gov

- Recovery.gov is Transparent and Accountable
 - Identifies reporters and non-compliers
 - Identifies funded projects
 - Uses maps to identify location of projects
 - Downloadable data for use—updated on a regular basis
 - Searchable information
 - Recipient Profile—New Feature

NAVIGATING TO RECIPIENT PROFILE SEARCH FROM RECOVERY.GOV

Text -A A +A
Google Translate
RSS Feeds
REPORT FRAUD, WASTE & ABUSE



RECOVERY.GOV

TRACK THE MONEY

Recovery.gov is the U.S. government's official website that provides easy access to data related to Recovery Act spending and allows for the reporting of potential fraud, waste, and abuse.

Connect With Us



Advanced Data Search

Looking For ?
HOME
ABOUT
ACCOUNTABILITY
WHERE IS THE MONEY GOING?
OPPORTUNITIES
NEWS
FAQS & RESOURCES
CONTACT US
SITE INDEX



Location of the TP53 Gene

Recovery grants from the National Institutes of Health are funding research of diseases, conditions, and other health concerns.

Read more about research funded by Recovery grants >>



COVERAGE GRANTS

Recipient Profiles Include:

- ✓ Total Funds Awarded
- ✓ Top Awards
- ✓ Total Funds As Prime Recipient
- ✓ Estimated Jobs By Quarter
- ✓ Prime vs. Sub Recipient Awards
- ✓ Awards Breakdown By Type

Estimated Dollars Available Through ARRA Tax Provisions
March 2009 - June 2011



MONTH IN REVIEW

Enter your email address to subscribe:

RECENT ISSUES

- July 2011
- June 2011



[Text View of Featured Stories >>](#)

Enter Your ZIP Code to View Recovery Information in Your Neighborhood

U.S. TOTAL

For federal contracts, grants and loans as reported by recipients under Section 1512 of the Recovery Act.

February 17, 2009 - June 30, 2011



Updated: 09/21/2011

Based on Funds Available
\$0 - \$32B



Roll over graph and map to see Recovery data.
Click on any state for more data.

Territories

Text View of Map Data >> [Source](#)

Recipient Profiles >>



RECOVERY FUNDED JOBS REPORTED BY RECIPIENTS

April 1 - June 30, 2011

545,262

Jobs numbers are based on the number of hours worked in a quarter and funded under the Recovery Act.

Find Recovery Jobs >>

WHAT'S NEW

Step 1: Where Is The Money Going?

The screenshot shows the Recovery.gov website interface. At the top, there are utility links for 'Text -A A +A', 'Google Translate', and 'RSS Feeds'. A red button on the right says 'REPORT FRAUD, WASTE & ABUSE'. The main header features the 'RECOVERY.GOV TRACK THE MONEY' logo and social media icons for Facebook, Twitter, YouTube, and Blog. A search bar is present with a 'Go' button. Below the header is a navigation menu with the following items: 'Looking For?', 'HOME', 'ABOUT', 'ACCOUNTABILITY', 'WHERE IS THE MONEY GOING?', 'OPPORTUNITIES', 'NEWS', 'FAQS & RESOURCES', 'CONTACT US', and 'SITE INDEX'. The 'WHERE IS THE MONEY GOING?' menu is expanded, showing a list of options: 'Overview of Funding', 'Recipient Reported Data', 'Recovery Explorer', 'Maps', 'Agency Reported Data', and 'Images of Recovery'. The 'Recipient Reported Data' option is highlighted with a red dashed box. To the right of the menu, there is a section titled 'Research Funded by Recovery Grants' with a sub-heading 'Research Funded by Recovery Grants' and a paragraph of text. Below this section is a link that says 'about research funded by Recovery grants >>'. An image of a woman in a lab coat working in a laboratory is visible on the left side of the menu area.

•**Hover over or click on:**
“Where Is The Money Going?”

•**Select:**
Recipient Reported Data

- >> Overview of Funding
- >> Recipient Reported Data
- >> Recovery Explorer
- >> Maps
- >> Agency Reported Data
- >> Images of Recovery

Step 2: Recipient Reported Data

RECOVERY.GOV
TRACK THE MONEY

RECIPIENT REPORTED DATA

All data in the Recipient Reported Data section comes from the recipients of federal contract, grant, and loan awards (entitlements and tax benefits paid under Recovery are not included). In this section, you will see the cumulative data for February 17, 2009 – September 21, 2011.

The job data reported by recipients is for Quarter 2, 2011 (April 1, 2011 – June 30, 2011) only.

[Projects Map](#) – Recipient data geocoded to the project's place of performance.

[Recipient Profile Summary](#) – See all the information about each recipient, including number of awards, amount awarded, and relationships to other recipients.

[Quarterly Summary](#) – Funds awarded and received, number of jobs, and completion status of projects by quarter.

[State/Territory Summaries](#) – Recipient information by state, including total funds received, jobs, top zip codes, and more.

[Jobs Summary](#) – Top agencies, programs, and contracts that funded jobs

[State/Territory Totals by Award Type](#) – State-by-state breakdowns by federal contract, grant, and loan awards

[State/Territory Totals by Agency](#) – The breakdown of the number and amounts of awards and the jobs funded by each federal agency

[Late Reporters](#) – Information on how many recipients reported after the close of reporting

[Changed Reports](#) – Changes made to reports from the July 2011 reporting period

See how [jobs are calculated](#)

For information on recipients of Education Jobs Fund awards, visit [educationjobsfund.gov](#).

RECIPIENT REPORTED DATA SEARCH

For a tabular view of the award summaries, make your selections below and click "Go"

Funds Awarded by Award Type

RECIPIENT REPORTED DATA

All data in the Recipient Reported Data section comes from the recipients of federal contract, grant, and loan awards (entitlements and tax benefits paid under Recovery are not included). In this section, you will see the cumulative data for February 17, 2009 – September 21, 2011.

The job data reported by recipients is for Quarter 2, 2011 (April 1, 2011 – June 30, 2011) only.

[Projects Map](#) – Recipient data geocoded to the project's place of performance.

[Recipient Profile Summary](#) – See all the information about each recipient, including number of awards, amount awarded, and relationships to other recipients.

[Quarterly Summary](#) – Funds awarded and received, number of jobs, and completion status of projects by quarter.

[State/Territory Summaries](#) – Recipient information by state, including total funds received, jobs, top zip codes, and more.

[Jobs Summary](#) – Top agencies, programs, and contracts that funded jobs

[State/Territory Totals by Award Type](#) – State-by-state breakdowns by federal contract, grant, and loan awards

[State/Territory Totals by Agency](#) – The breakdown of the number and amounts of awards and the jobs funded by each federal agency.

[Late Reporters](#) – Information on how many recipients reported after the close of reporting.

[Changed Reports](#) – Changes made to reports from the July 2011 reporting period.

See how [jobs are calculated](#).

For information on recipients of Education Jobs Fund awards, visit [educationjobsfund.gov](#).

Recipient Profile Summary

Direct Navigation to Recipient Profile Search

The screenshot shows the Recovery.gov website with a search bar and a navigation menu. A red dashed box highlights the 'Recipient Profiles' link in the navigation menu. Below the navigation menu, there is a section for 'U.S. TOTAL' with a bar chart showing 'Funds Available' and 'Funds Received'. A map of the United States is also visible. The 'RECOVERY FUNDED JOBS REPORTED BY RECIPIENTS' section shows a total of 545,262 jobs reported from April 1 to June 30, 2011. The 'OVERVIEW OF FUNDING' section displays three categories: Tax Benefits (\$298.5B), Contracts, Grants and Loans (\$211.5B), and Entitlements (\$212.4B). The 'SOCIAL MEDIA' section includes a Twitter feed and a 'RECOVERY.GOV POLL'.

This close-up view shows the 'Recipient Profiles' search interface. It features a green header with the text 'Recipient Profiles >>'. Below the header, there is a horizontal bar chart with three bars labeled 'Total', 'By State', and 'By Sector'. To the right of the bar chart is a pie chart showing the distribution of jobs by sector. The pie chart is divided into three segments: 'Construction' (33%), 'Manufacturing' (33%), and 'Retail' (33%). Below the pie chart is a bar chart showing the number of jobs reported by quarter from Q1-10 to Q4-10.

Recipient: American University

RECIPIENT PROFILE

[New Search](#)

AMERICAN UNIVERSITY

DUNS Number: 077795060
 WASHINGTON, District of Columbia 20016
 Congressional District: 98

\$1,968,093
 Total Funds Awarded

3
 Awards
[See All Awards](#)

As Prime Recipient

Number of Awards: 2
 Total Funds Awarded: \$1,934,648

As Sub Recipient

Number of Awards: 1
 Total Funds Awarded: \$33,445

as of October 2011

Top Awards

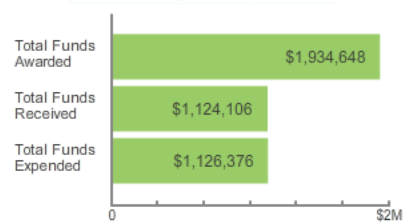
Project Title	Award Amount
NSF Teaching Fellowship and Master Teaching Fellowship (TF/MTF) Awards Math for America Washington, DC Partnership	\$1,498,042
Student Financial Assistance-FWS	\$436,606
Influence of human gene variants on the effects of developmental MeHg	\$33,445

All data is from the Recovery award recipient; sub-recipients are not required to report Job Numbers, Amount Received, or Completion Status. If you believe data is incorrect, please review your report on [FederalReporting.gov](#). Changes can not be made through Recovery.gov.

Are you a Recipient?
 To make corrections to your Recipient Profile
 Visit [FederalReporting.gov](#)

Note:
 Message to change data

Total Funds As Prime Recipient



[More Details about Total Funds](#)

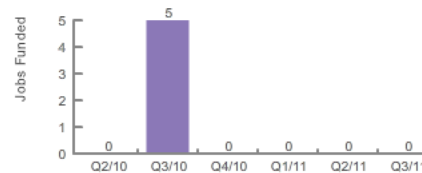
Relationships To Other Recipients



[More Details about Relationships](#)

Select in each graph More Details

Estimated Jobs By Quarter

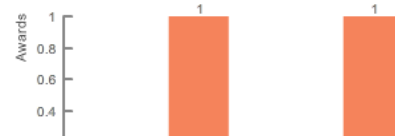


[More Details about Estimated Jobs](#)

Primes Vs. Sub Recipient Awards



Completion Status For Prime Awards



Awards Breakdown By Type

	Contracts	Grants	Loans
Number of Awards as Prime Recipient	0	2	0
Number of Awards as Sub Recipient	0	1	0

Recipient Profile Search Screen

Text -A A +A Google Translate RSS Feeds **REPORT FRAUD, WASTE & ABUSE**

 **RECOVERY.GOV**
TRACK THE MONEY

Recovery.gov is the U.S. government's official website that provides easy access to data related to Recovery Act spending and allows for the reporting of potential fraud, waste, and abuse.

Connect With Us     

Search [Advanced Data Search](#)

Looking For ? [HOME](#) [ABOUT](#) [ACCOUNTABILITY](#) [WHERE IS THE MONEY GOING?](#) [OPPORTUNITIES](#) [NEWS](#) [FAQS & RESOURCES](#) [CONTACT US](#) [SITE INDEX](#)

[Home](#) > [Where is The Money Going?](#) > [Recipient Reported Data](#) > [Recipient Profile Search](#)

RECIPIENT PROFILE SEARCH

Search by Recipient Name and State

-- All States --

Search by DUNS Number

USEFUL LINKS

- » [State/Territory Summaries](#)
- » [Agency Reports](#)
- » [Advanced Search](#)

» [Overview of Funding](#)

» [Recipient Reported Data](#)

- [Awards Map](#)
- [Recipient Profile](#)
- [Quarterly Summary](#)
- [State/Territory Summaries](#)
- [Jobs Summary](#)
- [State/Territory Totals by Award Type](#)
- [State/Territory Totals by Agency](#)
- [Late Reporters](#)
- [Changed Reports](#)

» [Recovery Explorer](#)

» [Maps](#)

» [Agency Reported Data](#)

» [Images of Recovery](#)

Relationships of Recipient: American University

[Home](#)

See Where the
Money Is Going



» Go to the Recipient
Reported Data Map

RECIPIENT RELATIONSHIPS

AMERICAN UNIVERSITY

DUNS Number: 077795060
WASHINGTON, District of
Columbia 20016

[Back to Recipient Summary](#)

The Recipient you searched for received awards from the Prime Recipients listed below.

1 PRIME RECIPIENT, TOTAL FUNDS AWARDED: \$878,148

Recipient	Funds Awarded
UNIVERSITY OF WISCONSIN SYSTEM (627906399)	\$878,148

The Sub-recipients below received awards from the Recipient you searched for.

1 SUB-RECIPIENT, TOTAL FUNDS AWARDED: \$1,121,600

Recipient	Funds Awarded
CARNEGIE INSTITUTION OF WASHINGTON (072641707)	\$1,121,600

Are you a Recipient?

To make corrections to
your Recipient Profile
Visit FederalReporting.gov

Required Plug-ins

SHARE/PRINT

More Information as a Sub

SUB-AWARD TRANSACTIONS

Sub-Award 103405506 - AMERICAN UNIVERSITY

Sub-Award Amount	\$33,445
Sub-Award Date	12/10/2009
Sub-Awards Disbursed	17224.09
Project Location - City	Washington
Project Location - State	DC
Project Location - Zip Code	200168001
Project Location - Congressional District	98
Sub-Recipient DUNS Number	077795060
Sub-Recipient Address	4400 MASSACHUSETTS AVE, NW
Sub-Recipient City	WASHINGTON
Sub-Recipient State	District of Columbia
Sub-Recipient Zip Code	200168001
Sub-Recipient Congressional District	98
Required To Report Top 5 Highly Compensated Officials	No



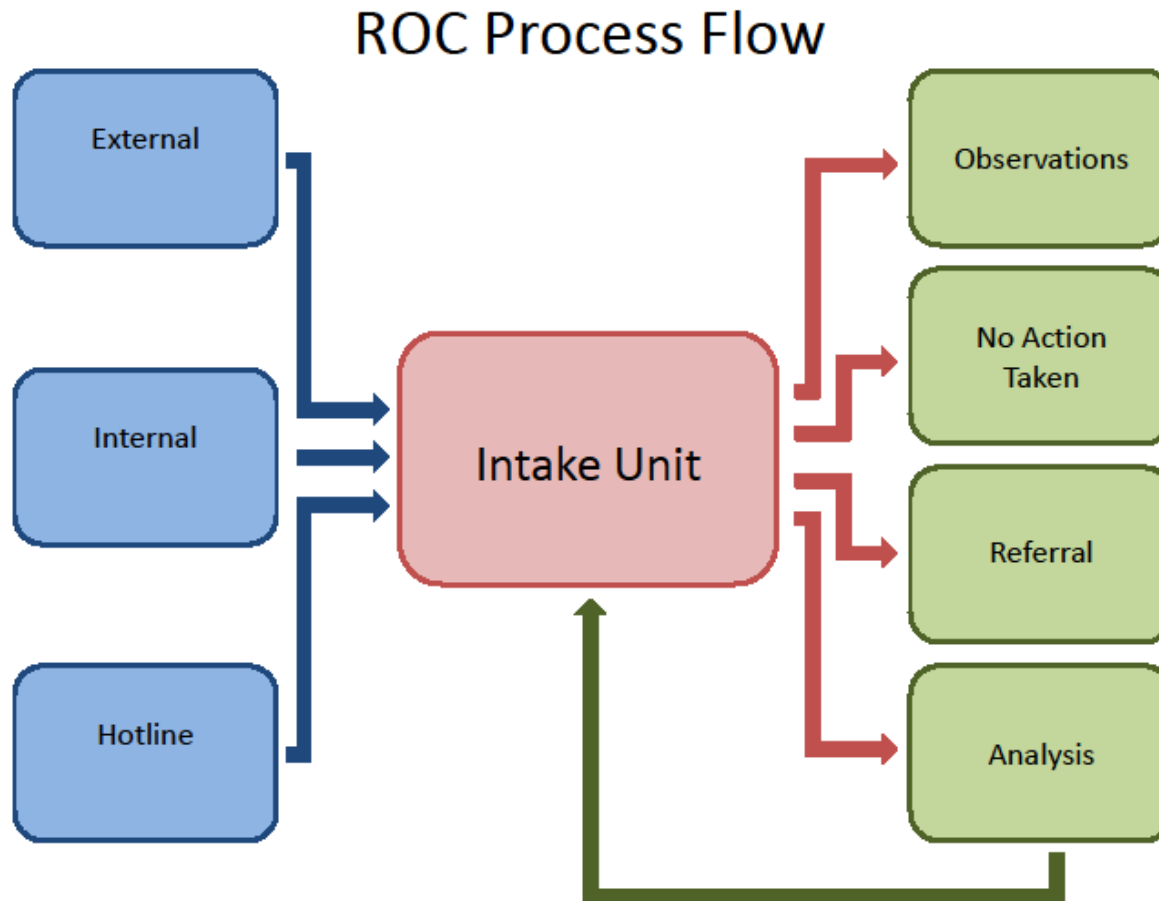
ROC / Accountability Module Initial Risk Assessment



All recipients are put through a risk model using variables that are constantly being monitored for relevancy.



ROC Process Flow:



As of 2/2/11



Accountability

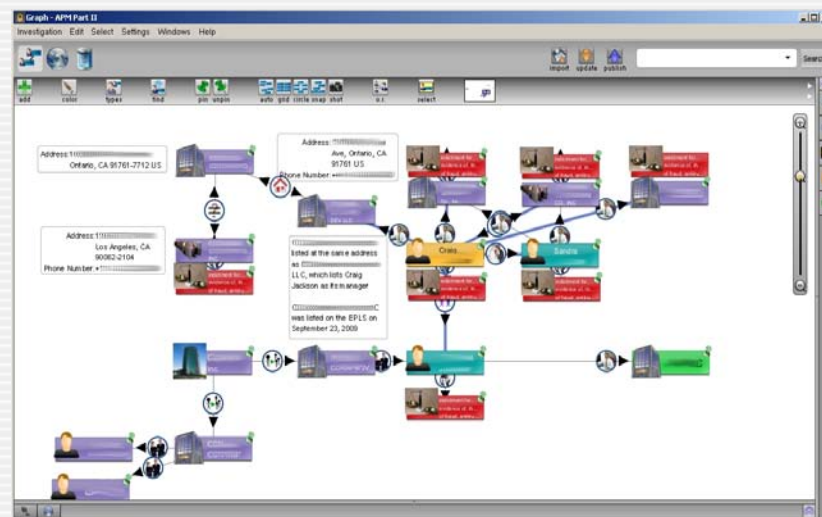
- Hotline
- ROC evaluations and referrals to IGs
- Non-compliers
- Special projects
- Proactive prevention efforts by Board, Agencies, and Inspectors General – identify and prevent fraud at an early stage – FastAlert (in development)



Key Processes in the ROC:

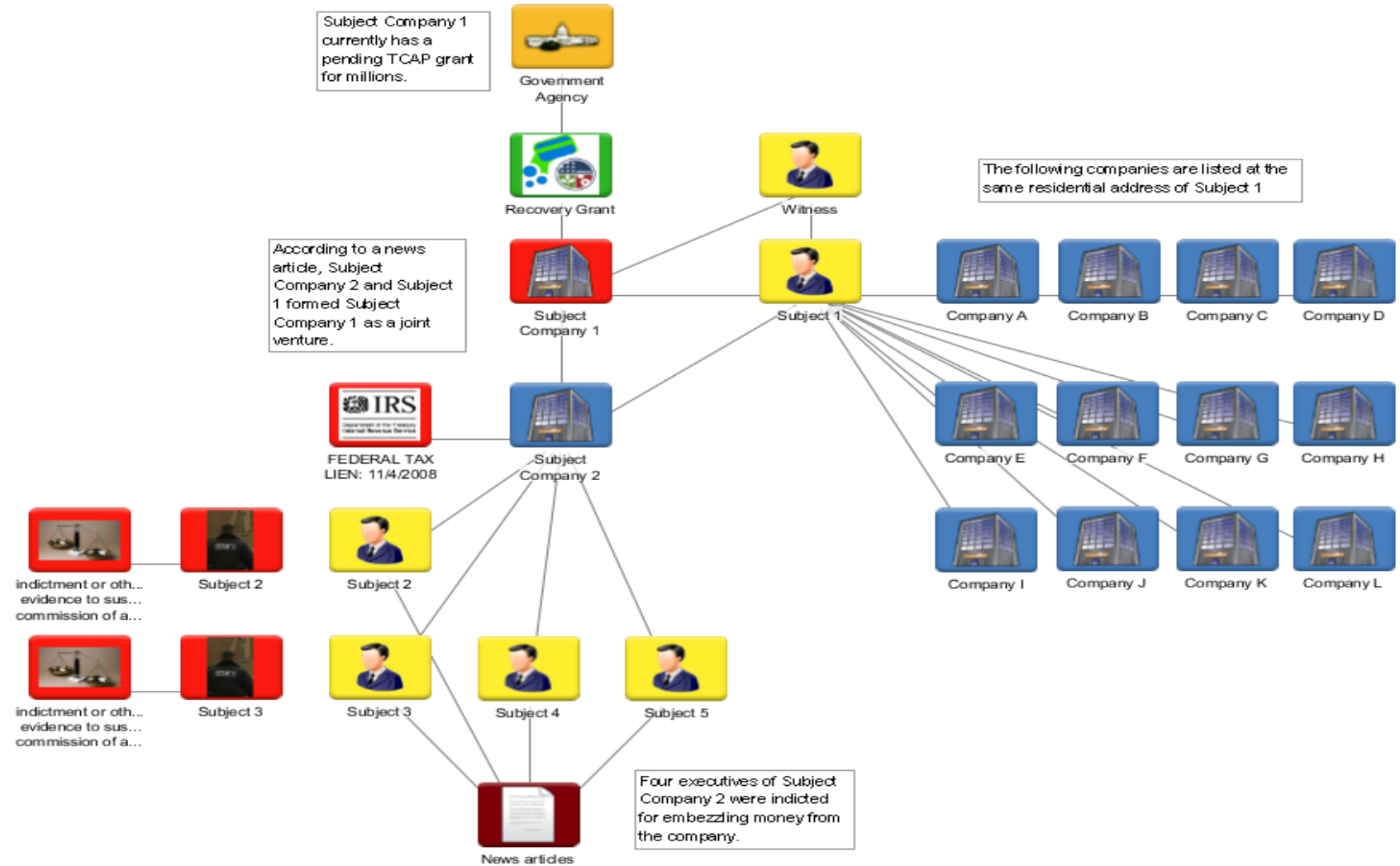
Three key processes:

- **Screening**
 - **Analyses**
 - **Predictive Modeling**
- **We incorporate an in-depth fraud analysis capability, utilizing the vast amount of public information about companies receiving Recovery funds in order to identify non-obvious relationships between legal entities.**
 - **These relationships will unveil facts that may not have been transparent to government officials at the time of contract or grant award. These relationships may result in leads and observations for investigations and audits, identifying an added risk factor, or identifying excluded parties receiving Recovery funds.**





ROC Analytics: Sample Case





Datasets Currently Used by the ROC

- 1. Regulatory Data Corp (RDC)-over 13 million risk relevant global public records**
- 2. Recovery.gov recipient and agency reporting information**
- 3. *RATB Fraud Hotline complaint information**
- 4. *Recovery IG complaint information**
- 5. *RATB internally-generated procurement issues and observations**
- 6. Central Contractor Registration (CCR)**
- 7. Excluded Parties List System (EPLS)**
- 8. Health and Human Services (HHS) Excluded Entities List**
- 9. Death Master File**
- 10. IRS Auto-Revocation List (ARL)**
- 11. Federal Procurement Data System (FPDS)**
- 12. USASpending.gov**
- 13. Federal Assistance Award Data System (FAADS)**
- 14. Dun and Bradstreet (D&B) Data- over 192 million records**
- 15. Accurint/LexisNexis**
- 16. Online Representations and Certifications Application (ORCA)**
- 17. Public Access to Court Electronic Records (PACER)**
- 18. *FinCEN**
- 19. CLEAR**
- 20. Small Business Administration – Dynamic Small Business Search**
- 21. State Records**
- 22. Social Networking sites – FaceBook & Linked-In**

* Denotes Law Enforcement Sensitive Datasets



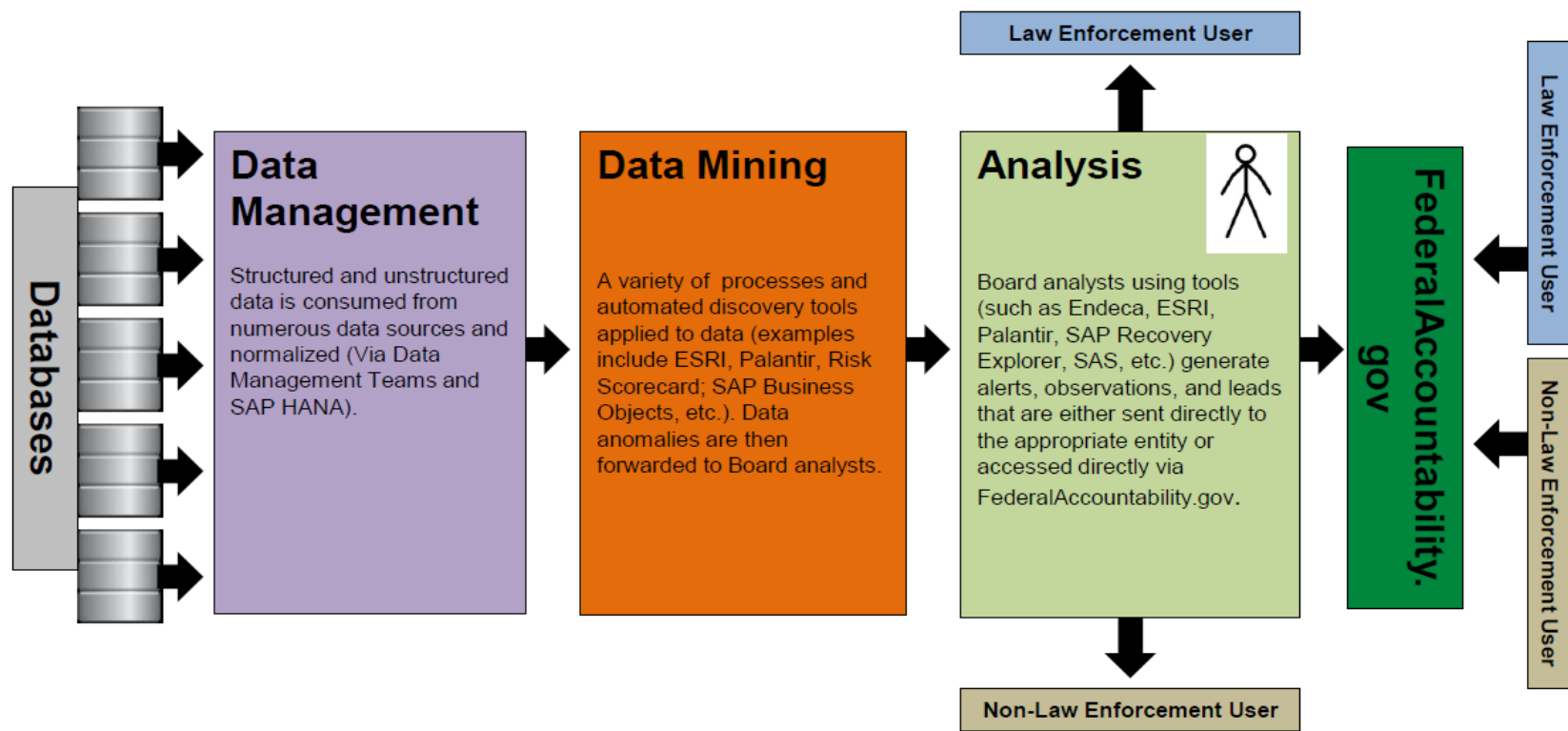
In the Works

- **FastAlert**
- **Unstructured Text Search Tool**
- **Legislation**



FastAlert

High-Level Accountability Process Flow






Unstructured Text Search Tool

➤ **iConnex**

Contact Information

DHS

Stephen Knox 202-254-2291





ARRA: New Concepts for the Future

Moving into the Future

with

The Recovery Model






Universal Award ID Concept

- IG Paper on ARRA Data Quality—recommends use of standard award ID for ARRA awards to improve data quality
- Recovery Board white paper further outlines the need for a government-wide award ID that is:
 - standard in format
 - easily identified
 - applied to all funding awards
 - does not intrude on current agency systems/processes
 - may be generated from a central point

GATB Reviewing Universal Award ID Concept





ARRA Completely Transparent Close-Out

- **Developing a public close-out or reconciliation for ARRA Awards**
 - Publish when an award is “closed-out”
 - Allows the public to see the final reconciliation for the awards
- **Identifying “close-out”**
 - Reports marked “final and complete” from the recipient can identify the beginning of “close-out”
 - Include agency acceptance
- **Completes the life-cycle of an ARRA award**



ARRA Innovation for the Future

ARRA and Recovery Board the innovative model shows:

- Government-wide reporting can be done
- Basic standard data and central collection can reduce reporting burden
- Central reporting reduces timeframe for public and management receiving decision-making information
- Can make spending data available in useful formats for all stakeholders
- Innovative and flexible technology can be quickly implemented
- Areas for standardization (award IDs)
- Sub-recipients can report & with amount awarded
- Data quality techniques can be established government-wide
- Data review and correction tools available for stakeholders
- Public knowledge of Federal funding activities
- Technology supporting fraud, waste and abuse
- Developing risk and common due diligence capabilities (ROC)



ARRA: The Changed Reporting Paradigm

1. Proven that government-wide reporting can happen—high compliance rate—**can continue**
2. Government can provide a useable reporting tool that can be enhanced for recipients—**can continue**
3. Government can publish quality data that links expenditures to obligations for each award—**can continue**
4. Agencies have proven that report reviews can be timely—if given the proper tools—**can continue**
5. Categorized awards into functional areas from various agencies—similar programs to similar programs—**can continue**
6. Sub-recipients are reporting is important to understanding funding and performance of awards—**can continue**
7. Basic performance information can help manage awards, programs and departments' priorities—using the 99 data elements—**can continue**



The Future is Here

Recovery tackled:

Newer technology for government to offer more support to stakeholders

Simplified government-wide reporting requirements

Timely reports to timely published information

Reality for the Future:

Data Act more explicit

Creation of GATB

New Federal Assistance Reform Council

Needed for the Future:

Universal Identification and Standardization



Questions/Comments

Contact Information

sara.carver@ratb.gov

202-254-7826

sandra.swab@ratb.gov

202-254-7973

della.whorton@ratb.gov

202-254-7807