

Impact of Bulk Microphysics Complexity on Squall Line Simulations

Kwinten Van Weverberg¹, Andy Vogelmann¹,
Hugh Morrison², Jason Milbrandt³

STM- San Antonio
28 March 2011

³ Brookhaven National Laboratory
² National Center for Atmospheric Research
³ Environment Canada



Impact of Bulk Microphysics Complexity on Squall Line Simulations

Kwinten Van Weverberg¹, Andy Vogelmann¹,
Hugh Morrison², Jason Milbrandt³

What level of complexity is needed in GCMs?

BROOKHAVEN
NATIONAL LABORATORY

a passion for discovery

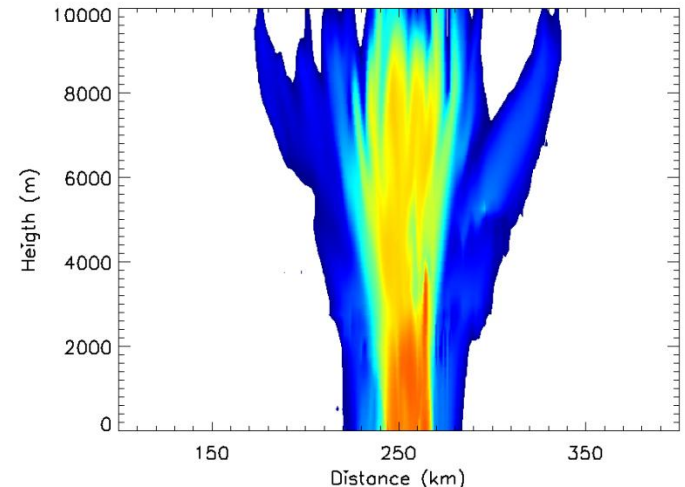
 Office of
Science
U.S. DEPARTMENT OF ENERGY



What Level of Complexity is Needed?

Sensitivity simulations of 2D-squall line using WRFV3.2: Morrison vs Milbrandt

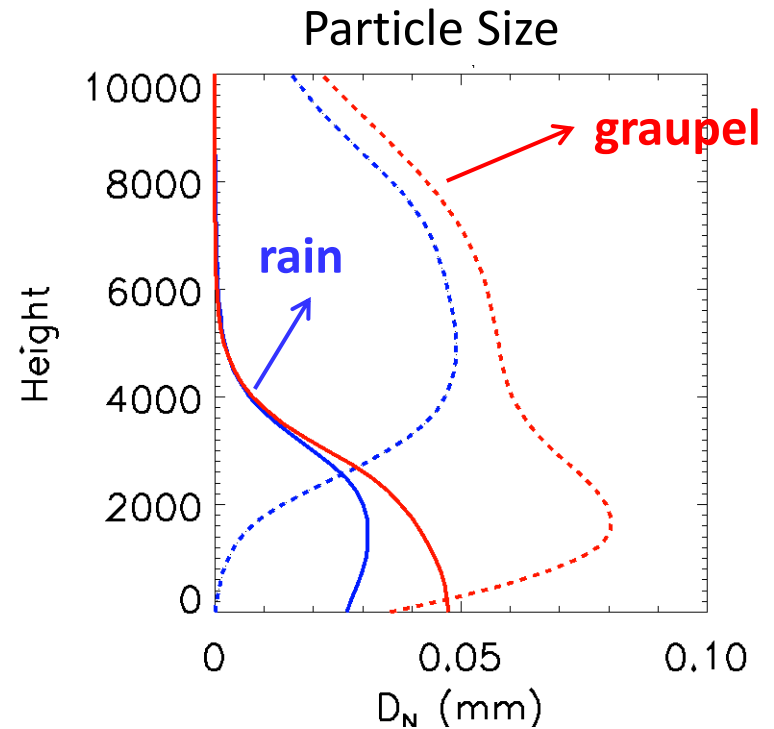
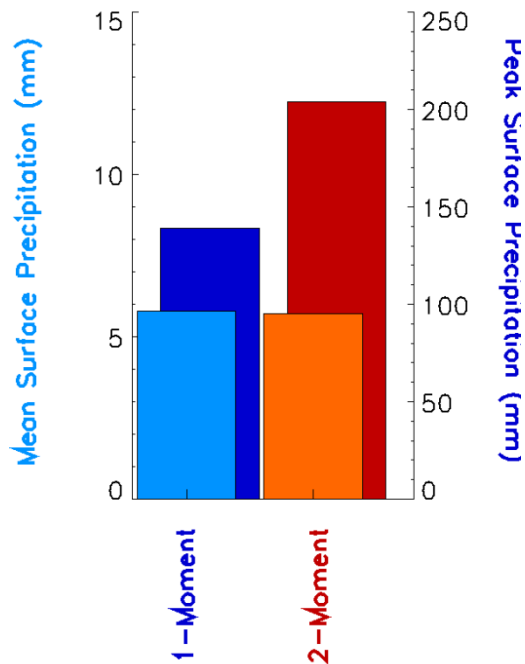
- Number of predicted moments for each hydrometeor
- Number of ice categories – graupel/hail
- Conversion term formulations



Key Findings

Precipitation extremes sensitive to # predicted moments and to drop breakup

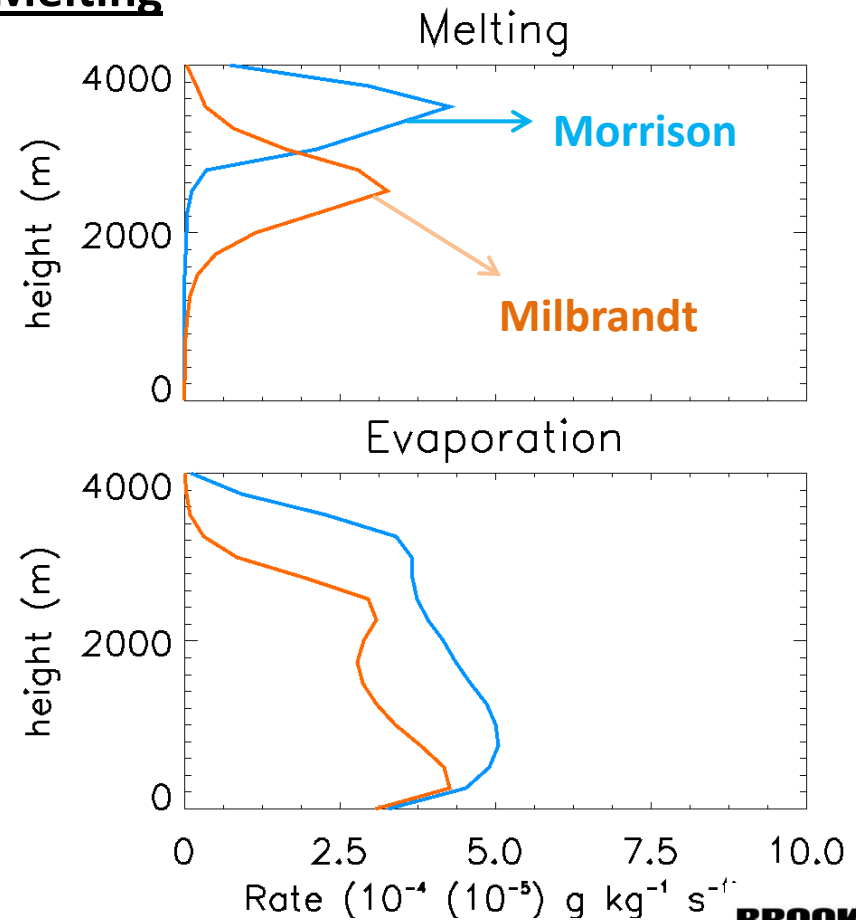
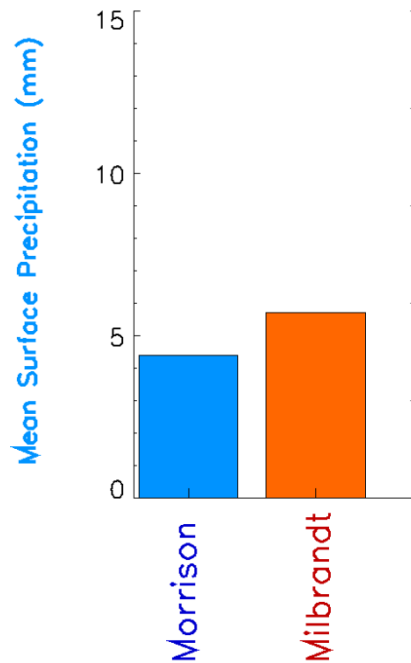
- large drops: faster fallout and less evaporation



Key Findings

Differences between Morrison and Milbrandt:

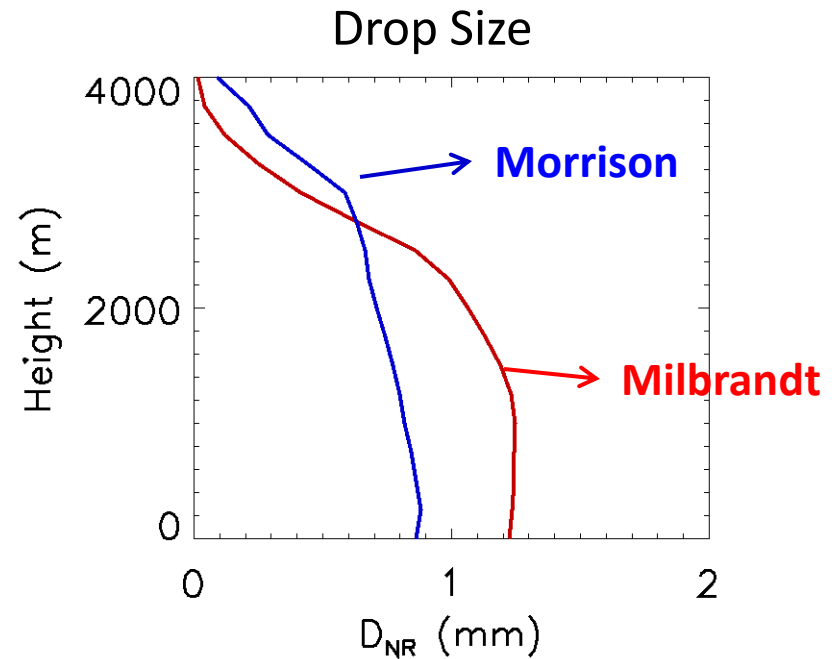
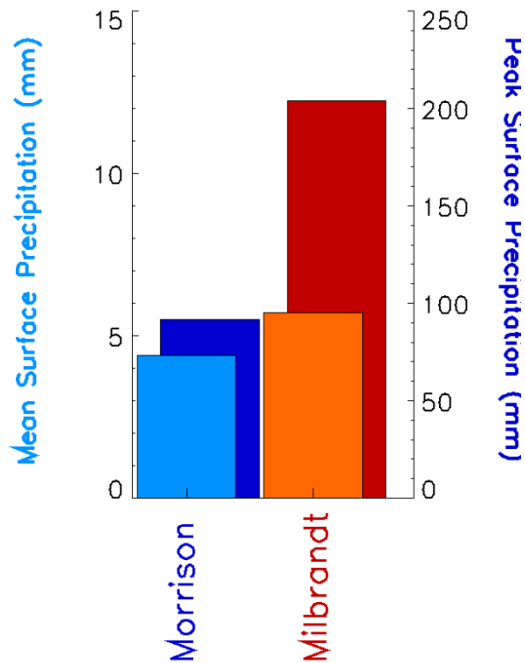
- Domain average precipitation: Melting



Key Findings

Differences between Morrison and Milbrandt:

- Domain maximum precipitation: Breakup



Conclusions

- Precipitation extremes sensitive to number of predicted moments and breakup
 - Drop sizes and evaporation determine extremes
- Increasing number of ice categories makes schemes more sensitive to thresholds
 - Continuous riming schemes are probably better approach
- Breakup, Melting and Collection explain most of the differences between Milbrandt and Morrison
 - Need for observations on drop sizes and vertical profiles of melting precip content
- *Up next:*
 - Bringing in observations (MC³E, NEXRAD, Dual-Pol, Disdrometers)