

**MODEL YEAR 2002**

# **FUEL ECONOMY**

## ***Guide***



<i>Self Serve</i>	<i>Cash or Credit</i>
<i>Regular</i>	195 9
<i>Plus</i>	205 9

<i>Self Serve</i>	<i>Cash or Credit</i>
<i>Regular</i>	125 9
<i>Plus</i>	135 9
<i>Premium</i>	145 9

[www.fueleconomy.gov](http://www.fueleconomy.gov)



U.S. Department of Energy

DOE/EE-0250



# CONTENTS

WHY BUY A FUEL-EFFICIENT VEHICLE .....	1	HOW FUEL ECONOMY AFFECTS OUR NATIONAL ENERGY SECURITY .....	4
MODEL YEAR 2002 FUEL ECONOMY LEADERS .....	1	HYBRID-ELECTRIC VEHICLES .....	4
FUEL ECONOMY ESTIMATES .....	2	FUEL ECONOMY AND YOUR ANNUAL FUEL COSTS .....	5
WHY YOUR FUEL ECONOMY CAN VARY .....	2	ANNUAL FUEL COSTS .....	5
WHY SOME VEHICLES ARE NOT IN THIS GUIDE .....	2	2002 MODEL YEAR VEHICLES .....	6
THERE ARE TWO FUEL ECONOMY ESTIMATES FOR EACH VEHICLE .....	2	COMPRESSED NATURAL GAS VEHICLES .....	18
VEHICLE CLASSES USED IN THIS GUIDE .....	2	LIQUIFIED PETROLEUM GAS (PROPANE) VEHICLES .....	18
WWW.FUELECONOMY.GOV .....	3	DIESEL VEHICLES .....	19
GAS GUZZLER TAX .....	3	ELECTRIC VEHICLES .....	19
TIPS FOR IMPROVING FUEL ECONOMY .....	3	ETHANOL FLEXIBLE-FUEL VEHICLES .....	20
HOW FUEL ECONOMY AFFECTS CLIMATE CHANGE .....	4	INDEX TO THE 2002 FUEL ECONOMY GUIDE .....	21

## WHY BUY A FUEL-EFFICIENT VEHICLE?

By choosing the most fuel-efficient vehicle in a particular vehicle class, you could save yourself more than \$1,500 in fuel costs and prevent the release of roughly 15 tons of greenhouse gas pollution over the lifetime of the vehicle. Fuel-efficient models come in all shapes and sizes, so you need not sacrifice utility or size to make a difference. On page six you'll find fuel economy values for 2002 model year vehicles, a comprehensive list of the fuel economy of most vehicles on the market. As you browse through it, note the vehicles listed in bold face. These are the most fuel-efficient models of each class.

## MODEL YEAR 2002 FUEL ECONOMY LEADERS

Listed below are vehicles with the highest fuel economy in the most popular classes, including both vehicles with automatic and manual transmissions. Please note that many vehicle models come in a range of engine sizes and trim lines, resulting in different fuel economy values. Check the Fuel Economy Guide or the fuel economy sticker on new vehicles to find the values for each vehicle.

### TWO-SEATER CARS

Honda Insight (hybrid electric) .....	manual transmission .....	61/68
.....	automatic transmission .....	57/56

### MINICOMPACT CARS

Audi TT Coupe .....	manual transmission .....	23/31
Mitsubishi Eclipse Spyder .....	automatic transmission .....	20/26

### SUBCOMPACT CARS

Volkswagen New Beetle (diesel) .....	manual transmission .....	42/49
Honda Civic HX .....	automatic transmission .....	35/40

### COMPACT CARS

Toyota Prius (hybrid electric) .....	automatic transmission .....	52/45
Volkswagen Golf (diesel) .....	manual transmission .....	42/49
Volkswagen Jetta (diesel) .....	manual transmission .....	42/49

### MIDSIZE CARS

Honda Accord .....	manual transmission .....	26/32
Mazda 626 .....	manual transmission .....	26/32
Saturn L100/200 .....	automatic transmission .....	24/33

### LARGE CARS

Chevrolet Impala .....	automatic transmission .....	21/32
------------------------	------------------------------	-------

### SMALL STATION WAGONS

Volkswagen Jetta Wagon (diesel) .....	manual transmission .....	42/50
.....	automatic transmission .....	34/45

### MIDSIZE STATION WAGONS

Ford Focus Station Wagon .....	manual transmission .....	28/36
.....	automatic transmission .....	26/32

### CARGO VANS

Chevrolet Astro 2WD .....	automatic transmission .....	17/22
GMC Safari 2WD .....	automatic transmission .....	17/22

### MINIVANS

Chevrolet Venture FWD .....	automatic transmission .....	19/26
Oldsmobile Silhouette FWD .....	automatic transmission .....	19/26
Pontiac Montana FWD .....	automatic transmission .....	19/26

### PASSENGER VANS

Chevrolet Astro 2WD .....	automatic transmission .....	15/20
GMC Safari 2WD .....	automatic transmission .....	15/20

### SUV

Toyota Rav4 .....	manual transmission .....	25/31
.....	automatic transmission .....	24/29

### SMALL PICKUP TRUCKS

Chevrolet S10 Picvkup 2WD FFV .....	manual transmission .....	22/28*
.....	automatic transmission .....	19/25
GMC Sonoma 2WD FFV .....	manual transmission .....	22/28*
.....	automatic transmission .....	19/25
Isuzu Hombre Pickup 2WD FFV .....	manual transmission .....	22/28*
.....	automatic transmission .....	19/25

### STANDARD PICKUP TRUCKS

Ford Ranger Pickup 2WD .....	manual transmission .....	24/28
Mazda B2300 2WD .....	manual transmission .....	24/28
Toyota Tacoma 2WD .....	automatic transmission .....	22/25

\* when operated on gasoline

## FUEL ECONOMY ESTIMATES

Fuel economy estimates are determined by averaging numbers gathered through tests conducted by the U.S. Environmental Protection Agency (EPA). Vehicles in each class are tested in a controlled setting, and the results are adjusted to suit real-world driving conditions. All vehicles are tested in the same manner so you can compare the results of each with confidence. The U.S. Department of Energy (DOE) prints this guide in an effort to aid consumers.

## WHY SOME VEHICLES ARE NOT IN THIS GUIDE

Some larger vans, pickup trucks, and sport utility vehicles (SUVs) belong in the heavy-duty vehicle category, which contains vehicles that weigh more than 8,500 lbs. gross vehicle weight (GVW). Fuel economy regulations do not apply to these types of vehicles. Therefore, fuel-economy labels are not posted in their windows and they are not covered in this guide. For more information on this type of vehicle class, please visit DOE's Office of Heavy Vehicle Technologies web site at [www.ott.doe.gov/ohvt/](http://www.ott.doe.gov/ohvt/).

## WHY YOUR FUEL ECONOMY CAN VARY

No test can simulate all possible combinations of conditions: traffic conditions, climate, driver behavior, and car-care habits. Actual fuel economy depends on how, when, and where a vehicle is driven. EPA has found that fuel economy obtained by most drivers will be within a few miles per gallon (mpg) of the estimates in this guide.

## THERE ARE TWO FUEL ECONOMY ESTIMATES FOR EACH VEHICLE

**City** represents urban driving where the vehicle is started in the morning after being parked all night and driven in stop-and-go rush-hour traffic.

**Highway** represents a mixture of rural and interstate highway driving in warmed-up vehicles typical for longer trips.

## VEHICLE CLASSES USED IN THIS GUIDE

### CARS

(based on interior passenger and cargo volume)

#### TWO-SEATER CARS

##### SEDANS

Minicompact

Subcompact

Compact

Midsize

Large

##### Passenger and Cargo Volume

Under 85 Cubic Feet

85 to 99 Cubic Feet

100 to 109 Cubic Feet

110 to 119 Cubic Feet

120 or More Cubic Feet

##### STATION WAGONS

Small

Midsize

Large

##### Passenger and Cargo Volume

Under 130 Cubic Feet

130 to 159 Cubic Feet

160 or More Cubic Feet

### TRUCKS

(based on body style and load-bearing capacity)

#### PICKUP TRUCKS

Small

2 Wheel Drive

4 Wheel Drive

Standard

2 Wheel Drive

4 Wheel Drive

#### Gross Vehicle Weight Rating

Under 4,500 Pounds

4,500 to 8,500 Pounds

#### VANS

Passenger

Cargo

Under 8,500 Pounds

#### SPECIAL PURPOSE VEHICLES

##### MINIVANS

2 Wheel Drive

4 Wheel Drive

Under 8,500 Pounds

##### SPORT UTILITY VEHICLES

2 Wheel Drive

4 Wheel Drive

Under 8,500 Pounds

## WWW.FUELECONOMY.GOV

Produced in partnership by DOE and EPA, the fuel economy web site, [www.fueleconomy.gov](http://www.fueleconomy.gov), allows users to conveniently locate the safest, cleanest, and most fuel-efficient vehicle to meet their needs. It has all of the information provided in the print edition of the Fuel Economy Guide, plus much more! Listed here are just a few of the site's many dynamic features.

- ◆ Find safety and emissions information in addition to fuel economy data for specific vehicles
- ◆ Search for specific vehicles by class, make, model, and gas mileage
- ◆ Compare up to three vehicles at one time
- ◆ Calculate annual fuel cost for new and used vehicles dating back to 1985
- ◆ Print the entire Fuel Economy Guide
- ◆ Link to car-buying web sites
- ◆ Use gasoline price page to find links to national and regional fuel price information
- ◆ Learn answers to frequently asked questions on fuel pricing
- ◆ Link to sites that will help you find the lowest gas prices in your city
- ◆ Learn tips for improving gas mileage
- ◆ Find consumer data that tracks where the money goes after you spend it at the pump
- ◆ Learn about alternative fuel vehicles and advanced technologies
- ◆ Learn about future technologies such as fuel cells, aerodynamic design, and lightweight materials
- ◆ Read about air pollution, global warming, and oil spills

## GAS GUZZLER TAX

The Gas Guzzler Tax which is marked with "Tax" in this guide applies to passenger cars of exceptionally low fuel economy. To discourage the production and sale of these cars, the government requires auto companies to pay a tax. The words "Gas Guzzler" and the amount of the tax are listed on the vehicle's fuel economy label. The gas guzzler tax does not apply to light trucks.

## TIPS FOR IMPROVING FUEL ECONOMY

- ◆ Combine errands into one trip.
- ◆ Avoid carrying excess weight.
- ◆ Obey posted speed limits. Traveling at 80 instead of 70 mph reduces your mileage by over 10%.
- ◆ Anticipate traffic situations -- avoid jackrabbit starts and unnecessary braking.
- ◆ Turn your engine off rather than letting it idle for more than a minute.
- ◆ Keep tires inflated to the manufacturer's recommended maximum pressure and the wheels properly aligned.
- ◆ Keep your engine tuned, your air filter clean, and use low-friction fuel-saver engine oils.
- ◆ Maintain adequate fluid levels.

## WHY FUEL ECONOMY IS IMPORTANT

### HOW FUEL ECONOMY AFFECTS OUR NATIONAL ENERGY SECURITY

Reducing our dependence on imported oil is crucial to strengthening our national energy security. Today the United States imports 54% of its oil—an all time high—and that percentage is expected to increase for years into the future, as worldwide demand for oil continues to grow.

What's more, transportation accounts for two-thirds of U.S. annual petroleum consumption, using four million more barrels a day than we produce. Our imported petroleum bill has reached \$2 billion dollars a week, mostly to satisfy our growing thirst for transportation fuel.

Buying a more fuel-efficient vehicle can help reduce U.S. petroleum dependence today and will help create incentives for carmakers to produce cleaner, more energy-efficient technologies in the future.

### HOW FUEL ECONOMY AFFECTS CLIMATE CHANGE

Burning fossil fuels such as gasoline or diesel adds greenhouse gases to the earth's atmosphere. Scientific evidence strongly suggests that the rapid buildup of greenhouse gases in the atmosphere is raising the earth's temperature and changing its climate leaving us vulnerable to many potentially serious consequences.

Vehicles with lower fuel economy create more carbon dioxide—the most important human-made greenhouse gas—than vehicles with higher fuel economy. **Every gallon of gasoline your vehicle burns puts 20 pounds of carbon dioxide into the atmosphere.**

One of the most important things you can do to reduce your contribution to global warming is buy a vehicle with higher fuel economy. Choosing a vehicle that gets 25 mpg rather than 20 mpg will prevent the release of roughly 15 tons of greenhouse gas pollution over the lifetime of your vehicle.

## HYBRID-ELECTRIC VEHICLES

It's no accident that this year, the three vehicles achieving the highest fuel economy are hybrid-electric vehicles. Hybrid electric vehicles combine the best features of internal combustion engines and electric motors.

In the Honda Insight models and Toyota Prius, both the engine and the electric motor are connected to the wheels by the same transmission. With the assistance of the the electric motor, the engine can be smaller.

Intelligent power electronics decide when to use the motor and engine and when to store electricity in advanced batteries for future use. The electric motor is used primarily for low speed cruising or to provide extra power for acceleration or hill climbing.

When braking or coasting to a stop, the hybrid uses its electric motor as a generator to produce electricity, which is then stored in its battery pack.

Unlike all electric vehicles, hybrid vehicles do not need to be plugged into an external source of electricity. Gasoline stored in a conventional fuel tank provides all the energy the hybrid-electric vehicle needs.

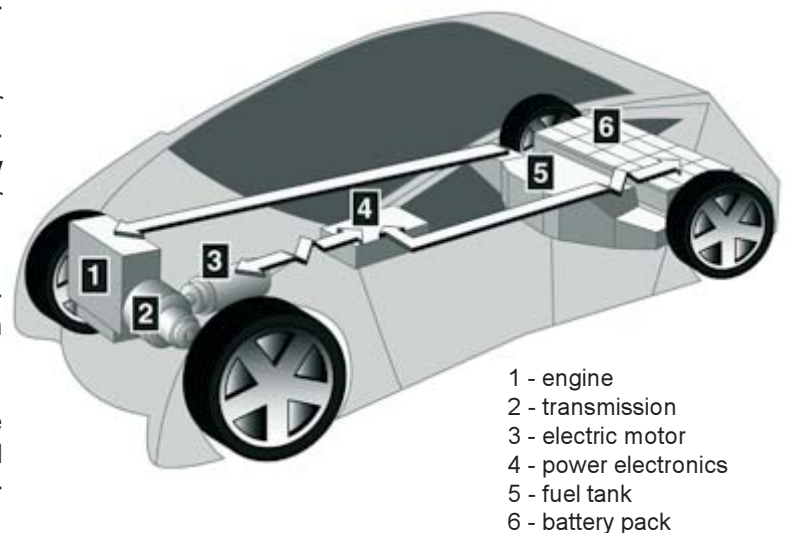
Additional information on hybrid electric vehicles may be found at these web sites:

[www.ott.doe.gov/hev/](http://www.ott.doe.gov/hev/)

[www.honda2001.com/models/insight/index.html?honda=intro](http://www.honda2001.com/models/insight/index.html?honda=intro)

[www.prius.toyota.com/](http://www.prius.toyota.com/)

[www.howstuffworks.com/hybrid-car.htm](http://www.howstuffworks.com/hybrid-car.htm)



- 1 - engine
- 2 - transmission
- 3 - electric motor
- 4 - power electronics
- 5 - fuel tank
- 6 - battery pack

## FUEL ECONOMY AND YOUR ANNUAL FUEL COSTS


Use this chart to compare estimated annual fuel costs among vehicles. This will allow you to get an idea of the money you can save each year by choosing a vehicle with better fuel economy. To estimate your annual fuel cost, based on driving 15,000 miles per year, look up the city fuel economy of the vehicle in the guide. Find that mpg in the left column of this chart and move across the line to find the estimated total annual fuel cost based on your fuel cost per gallon. If the vehicle listing indicates "P" for premium gasoline, be sure to use a higher cost per gallon than for vehicles using regular gasoline.

Consumers will find a fuel cost calculator and vehicle-specific annual fuel cost information at [www.fueleconomy.gov](http://www.fueleconomy.gov).

### ANNUAL FUEL COSTS BASED ON 15,000 MILES PER YEAR

mpg	Dollars per Gallon								
	\$2.80	\$2.60	\$2.40	\$2.20	\$2.00	\$1.80	\$1.60	\$1.40	\$1.20
70	\$600	\$557	\$514	\$471	\$429	\$386	\$343	\$300	\$257
65	\$646	\$600	\$554	\$508	\$462	\$415	\$369	\$323	\$277
60	\$700	\$650	\$600	\$550	\$500	\$450	\$400	\$350	\$300
55	\$764	\$709	\$655	\$600	\$545	\$491	\$436	\$382	\$327
50	\$840	\$780	\$720	\$660	\$600	\$540	\$480	\$420	\$360
45	\$933	\$867	\$800	\$733	\$667	\$600	\$533	\$467	\$400
40	\$1,050	\$975	\$900	\$825	\$750	\$675	\$600	\$525	\$450
39	\$1,077	\$1,000	\$923	\$846	\$769	\$692	\$615	\$538	\$462
38	\$1,105	\$1,026	\$947	\$868	\$789	\$711	\$632	\$553	\$474
37	\$1,135	\$1,054	\$973	\$892	\$811	\$730	\$649	\$568	\$486
36	\$1,167	\$1,083	\$1,000	\$917	\$833	\$750	\$667	\$583	\$500
35	\$1,200	\$1,114	\$1,029	\$943	\$857	\$771	\$686	\$600	\$514
34	\$1,235	\$1,147	\$1,059	\$971	\$882	\$794	\$706	\$618	\$529
33	\$1,273	\$1,182	\$1,091	\$1,000	\$909	\$818	\$727	\$636	\$545
32	\$1,313	\$1,219	\$1,125	\$1,031	\$938	\$844	\$750	\$656	\$563
31	\$1,355	\$1,258	\$1,161	\$1,065	\$968	\$871	\$774	\$677	\$581
30	\$1,400	\$1,300	\$1,200	\$1,100	\$1,000	\$900	\$800	\$700	\$600
29	\$1,448	\$1,345	\$1,241	\$1,138	\$1,034	\$931	\$828	\$724	\$621
28	\$1,500	\$1,393	\$1,286	\$1,179	\$1,071	\$964	\$857	\$750	\$643
27	\$1,556	\$1,444	\$1,333	\$1,222	\$1,111	\$1,000	\$889	\$778	\$667
26	\$1,615	\$1,500	\$1,385	\$1,269	\$1,154	\$1,038	\$923	\$808	\$692
25	\$1,680	\$1,560	\$1,440	\$1,320	\$1,200	\$1,080	\$960	\$840	\$720
24	\$1,750	\$1,625	\$1,500	\$1,375	\$1,250	\$1,125	\$1,000	\$875	\$750
23	\$1,826	\$1,696	\$1,565	\$1,435	\$1,304	\$1,174	\$1,043	\$913	\$783
22	\$1,909	\$1,773	\$1,636	\$1,500	\$1,364	\$1,227	\$1,091	\$955	\$818
21	\$2,000	\$1,857	\$1,714	\$1,571	\$1,429	\$1,286	\$1,143	\$1,000	\$857
20	\$2,100	\$1,950	\$1,800	\$1,650	\$1,500	\$1,350	\$1,200	\$1,050	\$900
19	\$2,211	\$2,053	\$1,895	\$1,737	\$1,579	\$1,421	\$1,263	\$1,105	\$947
18	\$2,333	\$2,167	\$2,000	\$1,833	\$1,667	\$1,500	\$1,333	\$1,167	\$1,000
17	\$2,471	\$2,294	\$2,118	\$1,941	\$1,765	\$1,588	\$1,412	\$1,235	\$1,059
16	\$2,625	\$2,438	\$2,250	\$2,063	\$1,875	\$1,688	\$1,500	\$1,313	\$1,125
15	\$2,800	\$2,600	\$2,400	\$2,200	\$2,000	\$1,800	\$1,600	\$1,400	\$1,200
14	\$3,000	\$2,786	\$2,571	\$2,357	\$2,143	\$1,929	\$1,714	\$1,500	\$1,286
13	\$3,231	\$3,000	\$2,769	\$2,538	\$2,308	\$2,077	\$1,846	\$1,615	\$1,385
12	\$3,500	\$3,250	\$3,000	\$2,750	\$2,500	\$2,250	\$2,000	\$1,750	\$1,500
11	\$3,818	\$3,545	\$3,273	\$3,000	\$2,727	\$2,455	\$2,182	\$1,909	\$1,636
10	\$4,200	\$3,900	\$3,600	\$3,300	\$3,000	\$2,700	\$2,400	\$2,100	\$1,800
9	\$4,667	\$4,333	\$4,000	\$3,667	\$3,333	\$3,000	\$2,667	\$2,333	\$2,000
8	\$5,250	\$4,875	\$4,500	\$4,125	\$3,750	\$3,375	\$3,000	\$2,625	\$2,250

## 2002 MODEL YEAR VEHICLES

This section contains the fuel economy values for 2002 model year vehicles. Additional information for alternative fuel vehicles can also be found on pages 18-20. The most fuel efficient automatic and manual vehicles per class are listed in boldface type. The most efficient vehicle in each size class is marked with a .

### TWO SEATER CARS

ACURA	Trans	Eng/Cyl	Cty	Hwy	
NSX	A-S4	3.0/6	17	24	P
	M-6	3.2/6	17	24	P

AUDI	Trans	Eng/Cyl	Cty	Hwy	
TT Roadster	M-5	1.8/4	22	31	PT
TT Roadster Quattro	M-6	1.8/4	20	28	PT


BMW	Trans	Eng/Cyl	Cty	Hwy	
M Coupe	M-5	3.2/6	17	25	P
M Roadster	M-5	3.2/6	17	25	P
Z3 Coupe	A-5	3.0/6	19	27	P
	M-5	3.0/6	21	29	P
Z3 Roadster	M-5	2.5/6	20	27	P
	A-S5	2.5/6	19	26	P
	A-5	3.0/6	19	25	P
	M-5	3.0/6	21	29	P
Z8	M-6	4.9/8	13	21	P Tax

CHEVROLET	Trans	Eng/Cyl	Cty	Hwy	
Corvette	A-4	5.7/8	18	25	P
	M-6	5.7/8	19	28	P

CHRYSLER	Trans	Eng/Cyl	Cty	Hwy	
Prowler	A-S4	3.5/6	18	23	

FERRARI	Trans	Eng/Cyl	Cty	Hwy	
360 Modena/Spider	M-6	3.6/8	11	16	P Tax
	A-S6	3.6/8	10	16	P Tax

FORD	Trans	Eng/Cyl	Cty	Hwy	
Thunderbird	A-5	3.9/8	17	23	P
TH!NK City Nickel Cadmium	NA	NA			Elec

HONDA	Trans	Eng/Cyl	Cty	Hwy	
 Insight	<b>A(AV)</b>	<b>1.0/3</b>	<b>57</b>	<b>56</b>	
	<b>M-5</b>	<b>1.0/3</b>	<b>61</b>	<b>68</b>	
S2000	M-6	2.0/4	20	26	P

LAMBORGHINI	Trans	Eng/Cyl	Cty	Hwy	
L-147 Murcielago	M-6	6.0/12	9	13	P Tax
	M-6	6.2/12	9	13	P Tax

MAZDA	Trans	Eng/Cyl	Cty	Hwy	
MX-5 Miata	A-4	1.8/4	22	28	P
	M-5	1.8/4	23	28	P
	M-6	1.8/4	23	28	P

MERCEDES-BENZ	Trans	Eng/Cyl	Cty	Hwy	
SL500	A-5	5.0/8	16	23	P Tax
SL600	A-5	6.0/12	13	19	P Tax

	Trans	Eng/Cyl	Cty	Hwy	
SLK230 Kompressor	A-5	2.3/4	23	30	P T
	M-6	2.3/4	20	30	P T
SLK32 AMG	A-5	3.2/6	18	24	P T
SLK320	A-5	3.2/6	20	26	P
	M-6	3.2/6	17	26	P

PORSCHE	Trans	Eng/Cyl	Cty	Hwy	
911 GT2	M-6	3.6/6	15	22	P Tax
Boxster	M-5	2.7/6	19	27	P
	A-S5	2.7/6	17	25	P
Boxster S	M-6	3.2/6	18	26	P
	A-S5	3.2/6	17	25	P

TOYOTA	Trans	Eng/Cyl	Cty	Hwy	
MR2	M-5	1.8/4	25	30	

### MINICOMPACT CARS

AUDI	Trans	Eng/Cyl	Cty	Hwy	
 TT Coupe	<b>M-5</b>	<b>1.8/4</b>	<b>23</b>	<b>31</b>	<b>P T</b>
TT Coupe Quattro	M-5	1.8/4	20	29	P T
	M-6	1.8/4	20	28	P T

BMW	Trans	Eng/Cyl	Cty	Hwy	
325CI Conv	M-5	2.5/6	19	27	P
	A-S5	2.5/6	19	26	P
330CI Conv	A-5	3.0/6	18	26	P
	M-5	3.0/6	20	28	P
M3 Conv	M-6	3.2/6	16	23	P Tax


JAGUAR	Trans	Eng/Cyl	Cty	Hwy	
XK8 Conv	A-5	4.0/8	17	24	P
XKR Conv	A-5	4.0/8	16	22	P T Tax

LEXUS	Trans	Eng/Cyl	Cty	Hwy	
SC 300/SC 430	A-5	4.3/8	18	23	P

MITSUBISHI	Trans	Eng/Cyl	Cty	Hwy	
Eclipse Spyder	M-5	2.4/4	22	29	
	<b>A-S4</b>	<b>2.4/4</b>	<b>20</b>	<b>26</b>	
	M-5	3.0/6	20	29	P
	A-S4	3.0/6	19	28	P

PORSCHE	Trans	Eng/Cyl	Cty	Hwy	
911 Carrera	M-6	3.6/6	18	26	P
	A-S5	3.6/6	18	26	P
911 Carrera 4 Cabriolet	M-6	3.6/6	17	24	P
	A-S5	3.6/6	17	23	P
911 Carrera 4S	M-6	3.6/6	17	24	P
	A-S5	3.6/6	17	23	P
911 Carrera Cabriolet	M-6	3.6/6	18	26	P
	A-S5	3.6/6	18	26	P

#### ABBREVIATIONS:

 Highest MPG in class  
 A- Automatic Transmission  
 A-S Special Automatic Transmission  
 AV Continuously variable Transmission  
 Cty MPG on City Test Procedure  
 CNG Compressed Natural Gas  
 Cyl Number of Cylinders  
 D Diesel

DOHC Double Overhead Cam  
 E85 85% Ethanol/15% Gasoline  
 Elec Electric Vehicle  
 Eng Engine Volume in Liters  
 FFV Flexible Fuel Vehicle  
 Hwy MPG on Highway Test Procedure  
 LPG Liquefied Petroleum Gas  
 M- Manual Transmission  
 NA Not Available

P Premium Gasoline  
 SOHC Single Overhead Cam  
 T Turbocharger/Supercharger  
 Trans Transmission Type  
 Tax Subject to Gas Guzzler Tax  
 VTEC Variable Valve Timing and Lift  
 Electronic Control

	Trans	Eng/Cyl	Cty	Hwy	
911 Targa .....	M-6	3.6/6	18	26	P
.....	A-S5	3.6/6	18	26	P
911 Turbo .....	M-6	3.6/6	15	22	P Tax
.....	A-S5	3.6/6	15	22	P Tax

## SUBCOMPACT CARS

<b>ACURA</b>	Trans	Eng/Cyl	Cty	Hwy	
RSX .....	M-5	2.0/4	27	33	
.....	M-6	2.0/4	24	31	P
.....	A-S5	2.0/4	24	33	

### BENTLEY

Azure .....	A-4	6.8/8	11	16	P Tax
Continental SC .....	A-4	6.8/8	11	16	P Tax
Continental T .....	A-4	6.8/8	11	16	P Tax

### BMW

325Ci .....	M-5	2.5/6	20	29	P
.....	A-S5	2.5/6	19	27	P
330Ci .....	A-5	3.0/6	19	27	P
.....	M-5	3.0/6	21	30	P
M3 .....	M-6	3.2/6	16	24	P Tax

### CHEVROLET

Camaro .....	A-4	3.8/6	19	30	
.....	M-5	3.8/6	19	31	
.....	A-4	5.7/8	18	25	P
.....	M-6	5.7/8	19	28	P
Cavalier Dual-Fuel .....	A-4	2.2/4	23	30	Gas
.....			20	28	CNG

### FORD

Escort ZX2 .....	A-4	2.0/4	25	33	
.....	M-5	2.0/4	26	33	
Mustang .....	A-4	3.8/6	19	27	
.....	M-5	3.8/6	20	29	
.....	A-4	4.6/8	17	24	
.....	M-5	4.6/8	18	26	

### HONDA

<b>Civic HX .....</b>	<b>A-4(AV)</b>	<b>1.7/4</b>	<b>35</b>	<b>40</b>	
.....	M-5	1.7/4	36	44	

### JAGUAR

XK8 .....	A-5	4.0/8	17	24	P
XKR .....	A-5	4.0/8	16	22	P T Tax

### MERCEDES-BENZ

CLK320 .....	A-5	3.2/6	20	27	P
CLK320 Cabriolet .....	A-5	3.2/6	19	26	P
CLK430 .....	A-5	4.3/8	18	24	P
CLK430 Cabriolet .....	A-5	4.3/8	17	24	P
CLK55 AMG .....	A-5	5.4/8	17	24	P
CLK55 AMG Cabriolet .....	A-5	5.4/8	16	22	P Tax

### MITSUBISHI

	Trans	Eng/Cyl	Cty	Hwy	
Eclipse .....	A-4	2.4/4	20	27	
.....	M-5	2.4/4	23	30	
.....	A-S4	2.4/4	20	27	
.....	M-5	3.0/6	20	28	P
.....	A-S4	3.0/6	20	28	P
Mirage .....	A-4	1.5/4	28	35	
.....	M-5	1.5/4	32	39	
.....	A-4	1.8/4	26	32	
.....	M-5	1.8/4	29	36	

### PONTIAC

Firebird .....	A-4	3.8/6	19	30	
.....	M-5	3.8/6	19	31	
.....	A-4	5.7/8	18	26	P
.....	M-6	5.7/8	19	28	P

### ROLLS ROYCE MOTOR CARS LTD.

Corniche .....	A-4	6.8/8	11	16	P Tax
----------------	-----	-------	----	----	-------

### ROUSH PERFORMANCE

Stage 3 Mustang .....	A-4	4.6/8	18	23	P T
.....	M-5	4.6/8	17	25	P T

### SAAB

9-3 Conv .....	A-4	2.0/4	21	29	P T
.....	M-5	2.0/4	23	33	P T
9-3 Viggen Conv .....	M-5	2.3/4	19	28	P T

### SATURN

SC .....	A-4	1.9/4	26	36	SOHC
.....	A-4	1.9/4	25	36	DOHC
.....	M-5	1.9/4	27	38	DOHC
.....	M-5	1.9/4	28	40	

### SUBARU

Impreza AWD .....	A-4	2.0/4	19	26	P
.....	M-5	2.0/4	20	27	P
.....	A-4	2.5/4	22	27	
.....	M-5	2.5/4	20	28	

### SUZUKI

Esteem .....	A-4	1.6/4	27	34	
.....	A-4	1.8/4	26	33	
.....	M-5	1.8/4	28	35	


### TOYOTA

Camry Solara Conv .....	A-4	2.4/4	23	31	
.....	A-4	3.0/6	19	26	
Celica .....	A-S4	1.8/4	29	36	
.....	M-5	1.8/4	28	33	
.....	M-6	1.8/4	23	32	P
.....	A-S4	1.8/4	23	30	P

### VOLKSWAGEN

Cabrio .....	A-4	2.0/4	23	29	
.....	M-5	2.0/4	24	31	

#### ABBREVIATIONS:

 Highest MPG in class  
 A- ..... Automatic Transmission  
 A-S ..... Special Automatic Transmission  
 AV ..... Continuously variable Transmission  
 Cty ..... MPG on City Test Procedure  
 CNG ..... Compressed Natural Gas  
 Cyl ..... Number of Cylinders  
 D ..... Diesel

DOHC ... Double Overhead Cam  
 E85 ..... 85% Ethanol/15% Gasoline  
 Elec ..... Electric Vehicle  
 Eng ..... Engine Volume in Liters  
 FFV ..... Flexible Fuel Vehicle  
 Hwy ..... MPG on Highway Test Procedure  
 LPG ..... Liquefied Petroleum Gas  
 M- ..... Manual Transmission  
 NA ..... Not Available

P ..... Premium Gasoline  
 SOHC ..... Single Overhead Cam  
 T ..... Turbocharger/Supercharger  
 Trans ..... Transmission Type  
 Tax ..... Subject to Gas Guzzler Tax  
 VTEC ..... Variable Valve Timing and Lift  
 Electronic Control



	Trans	Eng/Cyl	Cty	Hwy	
New Beetle	M-6	1.8/4	23	30	P T
	A-4	1.8/4	23	29	P T
	M-5	1.8/4	24	31	P T
	A-4	1.9/4	34	44	D T
	M-5	1.9/4	42	49	D T
	A-4	2.0/4	23	29	
	M-5	2.0/4	24	31	

<b>CHRYSLER</b>	Trans	Eng/Cyl	Cty	Hwy	
Sebring	A-4	2.4/4	21	28	
	M-5	2.4/4	22	29	
	A-4	3.0/6	20	28	
	M-5	3.0/6	20	29	
	A-S4	3.0/6	20	28	
Sebring Conv	A-4	2.4/4	21	30	
	A-4	2.7/6	20	27	
	A-S4	2.7/6	19	27	

### COMPACT CARS

<b>ACURA</b>	Trans	Eng/Cyl	Cty	Hwy	
3.2CL	A-S5	3.2/6	19	29	P

<b>AUDI</b>	Trans	Eng/Cyl	Cty	Hwy	
A4	A(AV)	1.8/4	20	29	P T
	M-5	1.8/4	22	31	P T
	A(AV)	3.0/6	19	27	P
A4 Quattro	A-5	1.8/4	19	28	P T
	M-5	1.8/4	21	29	P T
	A-5	3.0/6	17	25	P
	M-6	3.0/6	18	25	P
S4	M-6	2.7/6	17	23	P T
	A-S5	2.7/6	17	24	P T

<b>BENTLEY</b>	Trans	Eng/Cyl	Cty	Hwy	
Continental R	A-4	6.8/8	11	16	P Tax

<b>BMW</b>	Trans	Eng/Cyl	Cty	Hwy	
325i	M-5	2.5/6	20	29	P
	A-S5	2.5/6	19	27	P
325Xi	M-5	2.5/6	19	27	P
	A-S5	2.5/6	19	26	P
330i	A-5	3.0/6	19	27	P
	M-5	3.0/6	21	30	P
330Xi	A-5	3.0/6	17	25	P
	M-5	3.0/6	20	27	P
525i	M-5	2.5/6	20	29	P
	A-S5	2.5/6	19	27	P
530i	A-5	3.0/6	18	26	P
	M-5	3.0/6	21	30	P
540i	A-S5	4.4/8	18	24	P
	M-6	4.4/8	15	23	P Tax
	A-S5	4.4/8	15	21	P Tax
M5	M-6	4.9/8	13	21	P Tax

<b>CHEVROLET</b>	Trans	Eng/Cyl	Cty	Hwy	
Cavalier	A-4	2.2/4	24	32	
	A-4	2.2/4	24	32	4-valve
	M-5	2.2/4	25	33	
	M-5	2.2/4	24	33	
	A-4	2.4/4	21	28	
	M-5	2.4/4	22	32	
Prizm	A-3	1.8/4	29	33	
	A-4	1.8/4	30	40	
	M-5	1.8/4	32	41	

<b>DAEWOO</b>	Trans	Eng/Cyl	Cty	Hwy	
Lanos	A-4	1.6/4	22	32	
	M-5	1.6/4	25	35	
	A-4	1.5/4	24	37	
	M-5	1.5/4	26	36	
Nubira	A-4	2.0/4	22	31	
	M-5	2.0/4	22	31	

<b>DODGE</b>	Trans	Eng/Cyl	Cty	Hwy	
Neon	A-4	2.0/4	24	31	
	M-5	2.0/4	28	34	
Stratus	A-4	2.4/4	21	28	
	M-5	2.4/4	22	29	
	A-S4	3.0/6	20	28	
	M-5	3.0/6	20	29	
	A-S4	3.0/6	20	28	

<b>FORD</b>	Trans	Eng/Cyl	Cty	Hwy	
Escort	A-4	2.0/4	26	35	
Focus	A-4	2.0/4	26	32	4-valve
	A-4	2.0/4	26	32	
	M-5	2.0/4	28	36	2-valve
	M-5	2.0/4	25	34	4-valve

<b>HONDA</b>	Trans	Eng/Cyl	Cty	Hwy	
Civic	A(AV)	1.7/4	30	34	CNG
	A-4	1.7/4	31	38	SOHC-VTEC
	A-4	1.7/4	30	38	
	M-5	1.7/4	33	39	
	M-5	1.7/4	32	37	SOHC-VTEC

<b>HYUNDAI</b>	Trans	Eng/Cyl	Cty	Hwy	
Accent/Brio	A-4	1.5/4	25	35	
	M-5	1.5/4	28	36	
	A-4	1.6/4	25	35	
	M-5	1.6/4	27	37	
Elantra	A-4	2.0/4	24	33	
	M-5	2.0/4	25	33	

<b>INFINITI</b>	Trans	Eng/Cyl	Cty	Hwy	
G20	A-4	2.0/4	23	30	
	M-5	2.0/4	24	31	

<b>JAGUAR</b>	Trans	Eng/Cyl	Cty	Hwy	
X-Type	M-5	2.5/8	19	28	P
	A-5	3.0/8	18	25	P
	M-5	3.0/8	18	28	P

**ABBREVIATIONS:**

- Highest MPG in class
- A- Automatic Transmission
- A-S Special Automatic Transmission
- AV Continuously variable Transmission
- Cty MPG on City Test Procedure
- CNG Compressed Natural Gas
- Cyl Number of Cylinders
- D Diesel

- DOHC Double Overhead Cam
- E85 85% Ethanol/15% Gasoline
- Elec Electric Vehicle
- Eng Engine Volume in Liters
- FFV Flexible Fuel Vehicle
- Hwy MPG on Highway Test Procedure
- LPG Liquefied Petroleum Gas
- M- Manual Transmission
- NA Not Available

- P Premium Gasoline
- SOHC Single Overhead Cam
- T Turbocharger/Supercharger
- Trans Transmission Type
- Tax Subject to Gas Guzzler Tax
- VTEC Variable Valve Timing and Lift Electronic Control

	Trans	Eng/Cyl	Cty	Hwy	
XJ Sport.....	A-5	4.0/8	17	24	P
XJ8 .....	A-5	4.0/8	17	24	P
XJR .....	A-5	4.0/8	16	22	P T Tax

**KIA**

RIO .....	A-4	1.5/4	25	30	
.....	M-5	1.5/4	27	32	
Spectra .....	A-4	1.8/4	22	30	
.....	M-5	1.8/4	24	32	

**LEXUS**

IS 300 .....	M-5	3.0/6	18	25	P
.....	A-S5	3.0/6	18	25	P

**LINCOLN-MERCURY**

Cougar .....	M-5	2.0/4	23	34	
.....	A-4	2.5/6	20	29	
.....	M-5	2.5/6	21	30	

**MAZDA**

Millenia .....	A-4	2.3/6	20	28	P T
.....	A-4	2.5/6	20	27	P
Protege/Protege 5 .....	A-4	2.0/4	25	30	
.....	M-5	2.0/4	25	31	

**MERCEDES-BENZ**

C230 Kompressor .....	A-5	2.3/4	21	28	P T
.....	M-6	2.3/4	19	29	P T
C240 .....	A-5	2.6/6	19	26	P
.....	M-6	2.6/6	17	26	P
C32 AMG .....	A-5	3.2/6	17	22	P T Tax
C320 .....	A-5	3.2/6	19	25	P
CL500 .....	A-5	5.0/8	16	23	P Tax
CL55 AMG .....	A-5	5.4/8	16	22	P Tax
CL600 .....	A-5	5.8/12	15	22	P Tax

**MINI**

Lancer .....	A-4	1.6/4	24	29	
.....	M-5	1.6/4	28	33	
.....	A-4	2.0/4	24	30	
.....	M-5	2.0/4	26	33	

**NISSAN**

Sentra .....	A-4	2.5/4	23	28	
.....	M-5	2.5/4	24	29	
.....	M-6	2.5/4	22	28	
.....	A-4	1.8/4	27	33	
.....	M-5	1.8/4	27	35	

**OLDSMOBILE**

Alero .....	A-4	2.2/4	24	32	
.....	M-5	2.2/4	25	33	
.....	A-4	3.4/6	20	29	

**PONTIAC**

Grand Am .....	A-4	2.2/4	24	32	
.....	M-5	2.2/4	25	33	
.....	A-4	3.4/6	20	29	

	Trans	Eng/Cyl	Cty	Hwy	
Sunfire .....	A-4	2.2/4	24	32	
.....	A-4	2.2/4	24	32	4-valve
.....	M-5	2.2/4	25	33	4-valve
.....	M-5	2.2/4	23	33	
.....	A-4	2.4/4	21	28	
.....	M-5	2.4/4	22	32	

**SATURN**

SL .....	A-4	1.9/4	27	37	SOHC
.....	A-4	1.9/4	25	36	DOHC
.....	M-5	1.9/4	27	38	DOHC
.....	M-5	1.9/4	29	40	

**SUBARU**

Legacy AWD* .....	A-4	2.5/4	22	27	
.....	M-5	2.5/4	21	27	
.....	A-4	3.0/6	20	26	P

**TOYOTA**

Camry Solara .....	A-4	2.4/4	23	32	
.....	M-5	2.4/4	24	33	
.....	A-4	3.0/6	20	27	
.....	M-5	3.0/6	20	27	
Corolla .....	A-3	1.8/4	29	33	
.....	A-4	1.8/4	30	39	
.....	M-5	1.8/4	32	41	
Echo .....	A-4	1.5/4	32	38	
.....	M-5	1.5/4	34	41	

 **Prius ..... A(AV) 1.5/4 ... 52 . 45**

**VOLKSWAGEN**


Golf .....	A-4	1.9/4	34	45	D T
.....	M-5	1.9/4	42	49	D T
.....	A-4	2.0/4	23	29	
.....	M-5	2.0/4	24	31	
GTI .....	M-5	1.8/4	24	31	P T
.....	A-S5	1.8/4	22	29	P T
.....	M-5	2.8/6	20	28	
Jetta .....	M-5	1.8/4	24	31	P T
.....	A-S5	1.8/4	22	29	P T
.....	A-4	1.9/4	34	45	D T
.....	M-5	1.9/4	42	49	D T
.....	A-4	2.0/4	23	29	
.....	M-5	2.0/4	24	31	
.....	A-4	2.8/6	19	26	
.....	M-5	2.8/6	19	28	
Passat 4motion .....	A-S5	2.8/6	19	26	P

**MIDSIZE CARS**

	Trans	Eng/Cyl	Cty	Hwy	
<b>ACURA</b>					
3.2TL .....	A-S5	3.2/6	19	29	P
3.5RL .....	A-4	3.5/6	18	24	P

\* includes Outback (automatic only)

**ABBREVIATIONS:**

 ..... Highest MPG in class  
 A- ..... Automatic Transmission  
 A-S ..... Special Automatic Transmission  
 AV ..... Continuously variable Transmission  
 Cty ..... MPG on City Test Procedure  
 CNG ..... Compressed Natural Gas  
 Cyl ..... Number of Cylinders  
 D ..... Diesel

DOHC ... Double Overhead Cam  
 E85 ..... 85% Ethanol/15% Gasoline  
 Elec ..... Electric Vehicle  
 Eng ..... Engine Volume in Liters  
 FFV ..... Flexible Fuel Vehicle  
 Hwy ..... MPG on Highway Test Procedure  
 LPG ..... Liquefied Petroleum Gas  
 M- ..... Manual Transmission  
 NA ..... Not Available

P ..... Premium Gasoline  
 SOHC ..... Single Overhead Cam  
 T ..... Turbocharger/Supercharger  
 Trans ..... Transmission Type  
 Tax ..... Subject to Gas Guzzler Tax  
 VTEC ..... Variable Valve Timing and Lift Electronic Control

<b>AUDI</b>	Trans	Eng/Cyl	Cty	Hwy	
A6	A(AV)	3.0/6	19	25	P
A6 Quattro	M-6	2.7/6	17	24	P T
	A-S5	2.7/6	17	24	P T
	A-5	3.0/6	17	25	P
	A-S5	4.2/8	17	25	P
A8 Quattro	A-S5	4.2/8	17	25	P
S8 Quattro	A-S5	4.2/8	15	21	P Tax

<b>BENTLEY</b>	Trans	Eng/Cyl	Cty	Hwy	
Arnage	A-4	6.8/8	11	16	P Tax

<b>BUICK</b>	Trans	Eng/Cyl	Cty	Hwy	
Century	A-4	3.1/6	20	29	
Regal	A-4	3.8/6	18	27	P T
	A-4	3.8/6	19	29	

<b>CADILLAC</b>	Trans	Eng/Cyl	Cty	Hwy	
Eldorado	A-4	4.6/8	18	27	
Seville	A-4	4.6/8	18	27	

<b>CHEVROLET</b>	Trans	Eng/Cyl	Cty	Hwy	
Malibu	A-4	3.1/6	20	29	
Monte Carlo	A-4	3.4/6	21	32	
	A-4	3.8/6	19	29	

<b>CHRYSLER</b>	Trans	Eng/Cyl	Cty	Hwy	
Sebring 4-DR	A-4	2.4/4	21	30	
	A-4	2.7/6	20	28	
	A-S4	2.7/6	20	27	

<b>DAEWOO</b>	Trans	Eng/Cyl	Cty	Hwy	
Leganza	A-4	2.2/4	20	28	
	M-5	2.2/4	20	28	

<b>DODGE</b>	Trans	Eng/Cyl	Cty	Hwy	
Stratus 4-DR	A-4	2.4/4	21	30	
	A-4	2.7/6	20	28	
	A-S4	2.7/6	20	27	

<b>HONDA</b>	Trans	Eng/Cyl	Cty	Hwy	
Accord	A-4	2.3/4	23	30	SOHC
	A-4	2.3/4	23	30	SOHC-VTEC
	<b>M-5</b>	<b>2.3/4</b>	<b>26</b>	<b>32</b>	<b>SOHC-VTEC</b>
	M-5	2.3/4	25	32	SOHC
	A-4	3.0/6	20	28	

<b>HYUNDAI</b>	Trans	Eng/Cyl	Cty	Hwy	
Sonata	A-4	2.4/4	22	30	
	M-5	2.4/4	22	30	
	A-4	2.7/6	20	27	
	M-5	2.7/6	20	27	
XG 350	A-5	3.5/6	18	26	

<b>INFINITI</b>	Trans	Eng/Cyl	Cty	Hwy	
I35	A-4	3.5/6	20	26	
Q45	A-S5	4.5/8	17	25	P

<b>JAGUAR</b>	Trans	Eng/Cyl	Cty	Hwy	
S-Type 3.0 Litre	A-5	3.0/6	18	25	P
S-Type 4.0 Litre	A-5	4.0/8	17	24	P
Super V8	A-5	4.0/8	16	22	P T Tax
Vanden Plas	A-5	4.0/8	17	24	P

<b>KIA</b>	Trans	Eng/Cyl	Cty	Hwy	
Optima	A-4	2.4/4	20	27	
	M-5	2.4/4	21	28	
	A-4	2.7/6	18	24	
	M-5	2.7/6	19	26	

<b>LEXUS</b>	Trans	Eng/Cyl	Cty	Hwy	
ES 300	A-5	3.0/6	21	29	
GS 300/GS 430	A-S5	3.0/6	18	25	P
	A-5	4.3/8	18	23	P
LS 430	A-5	4.3/8	18	25	P

<b>LINCOLN-MERCURY</b>	Trans	Eng/Cyl	Cty	Hwy	
LS	A-S5	3.0/6	17	24	P
	A-S5	3.9/8	17	24	P
	A-5	3.0/6	18	25	P
	M-5	3.0/6	18	25	P
	A-5	3.9/8	17	23	P
Sable	A-4	3.0/6	20	28	2-valve
	A-4	3.0/6	20	27	4-valve
Sable Sedan FFV	A-4	3.0/6	NA	NA	E85
			NA	NA	Gas

<b>MAZDA</b>	Trans	Eng/Cyl	Cty	Hwy	
626	A-4	2.0/4	22	28	
	<b>M-5</b>	<b>2.0/4</b>	<b>26</b>	<b>32</b>	
	A-4	2.5/6	20	26	P
	M-5	2.5/6	21	27	P

<b>MERCEDES-BENZ</b>	Trans	Eng/Cyl	Cty	Hwy	
E320	A-5	3.2/6	20	28	P
E320 4matic	A-5	3.2/6	20	27	P
E430	A-5	4.3/8	17	24	P
E430 4matic	A-5	4.3/8	17	23	P
E55 AMG	A-5	5.4/8	17	24	P

<b>MITSUBISHI</b>	Trans	Eng/Cyl	Cty	Hwy	
Diamante Sedan	A-4	3.5/6	18	25	P
Galant	A-4	2.4/4	21	28	
	A-4	3.0/6	20	27	P

<b>NISSAN</b>	Trans	Eng/Cyl	Cty	Hwy	
Altima	A-4	2.5/4	23	29	
	M-5	2.5/4	23	29	
	A-4	3.5/6	19	26	
	M-5	3.5/6	21	26	
Maxima	A-4	3.5/6	20	26	
	M-6	3.5/6	21	28	

<b>OLDSMOBILE</b>	Trans	Eng/Cyl	Cty	Hwy	
Aurora	A-4	3.5/6	18	27	
	A-4	4.0/8	18	26	
Intrigue	A-4	3.5/6	20	30	

**ABBREVIATIONS:**

Highest MPG in class  
 A- Automatic Transmission  
 A-S Special Automatic Transmission  
 AV Continuously variable Transmission  
 Cty MPG on City Test Procedure  
 CNG Compressed Natural Gas  
 Cyl Number of Cylinders  
 D Diesel

DOHC Double Overhead Cam  
 E85 85% Ethanol/15% Gasoline  
 Elec Electric Vehicle  
 Eng Engine Volume in Liters  
 FFV Flexible Fuel Vehicle  
 Hwy MPG on Highway Test Procedure  
 LPG Liquefied Petroleum Gas  
 M- Manual Transmission  
 NA Not Available

P Premium Gasoline  
 SOHC Single Overhead Cam  
 T Turbocharger/Supercharger  
 Trans Transmission Type  
 Tax Subject to Gas Guzzler Tax  
 VTEC Variable Valve Timing and Lift Electronic Control

<b>PONTIAC</b>	<u>Trans</u>	<u>Eng/Cyl</u>	<u>Cty Hwy</u>	
Grand Prix .....	A-4	3.8/6	18 . 28	P T
.....	A-4	3.1/6	20 . 29	
.....	A-4	3.8/6	19 . 29	

**ROLLS ROYCE MOTOR**

<b>CARS LTD.</b>	<u>Trans</u>	<u>Eng/Cyl</u>	<u>Cty Hwy</u>	
Silver Seraph .....	A-5	5.4/12	12 . 16	P Tax

**SAAB**

9-3 .....	A-4	2.0/4	21 . 29	P T
.....	M-5	2.0/4	23 . 33	P T
9-3 Viggen .....	M-5	2.3/4	19 . 28	P T
9-5 .....	A-5	2.3/4	20 . 30	P T
.....	A-5	2.3/4	20 . 29	T
.....	M-5	2.3/4	22 . 31	T
.....	M-5	2.3/4	21 . 31	P T
.....	A-5	3.0/6	18 . 26	P T

**SATURN**

<b>L100/200</b> .....	<b>A-4</b>	<b>2.2/4</b>	<b>24 . 33</b>	
.....	M-5	2.2/4	25 . 33	
L300 .....	A-4	3.0/6	21 . 29	

**TOYOTA**

Camry .....	A-4	2.4/4	23 . 32	
.....	M-5	2.4/4	24 . 33	
.....	A-4	3.0/6	20 . 28	

**VOLKSWAGEN**

Passat .....	M-5	1.8/4	22 . 31	P T
.....	A-S5	1.8/4	21 . 30	P T
.....	M-5	2.8/6	20 . 28	P
.....	A-S5	2.8/6	20 . 27	P

**LARGE CARS**

<b>AUDI</b>	<u>Trans</u>	<u>Eng/Cyl</u>	<u>Cty Hwy</u>	
A8 L .....	A-S5	4.2/8	17 . 25	P

**BENTLEY**

Arnage LWB .....	A-4	6.8/8	11 . 16	P Tax
------------------	-----	-------	---------	-------

**BUICK**

Le Sabre .....	A-4	3.8/6	20 . 29	
Park Avenue .....	A-4	3.8/6	18 . 27	P T
.....	A-4	3.8/6	20 . 29	

**CADILLAC**

Deville .....	A-4	4.6/8	18 . 27	
Limousine .....	A-4	4.6/8	14 . 22	Tax

**CHEVROLET**

Impala police .....	A-4	3.8/6	18 . 28	
 Impala .....	<b>A-4</b>	<b>3.4/6</b>	<b>21 . 32</b>	
.....	A-4	3.8/6	19 . 29	

<b>CHRYSLER</b>	<u>Trans</u>	<u>Eng/Cyl</u>	<u>Cty Hwy</u>	
300 M .....	A-S4	3.5/6	18 . 26	
Concorde .....	A-4	2.7/6	20 . 28	
.....	A-4	3.5/6	18 . 26	

**DODGE**

Intrepid .....	A-4	2.7/6	20 . 28	
.....	A-S4	2.7/6	20 . 27	
.....	A-4	3.5/6	18 . 26	
.....	A-S4	3.5/6	18 . 26	

**FORD**

Crown Victoria .....	A-4	4.6/8	17 . 25	
.....	A-4	4.6/8	15 . 22	CNG
Taurus .....	A-4	3.0/6	20 . 28	
.....	A-4	3.0/6	20 . 27	4-valve
Taurus Sedan FFV .....	A-4	3.0/6	NA NA	E85
.....			NA NA	Gas

**LINCOLN-MERCURY**

Continental .....	A-4	4.6/8	17 . 25	P
Grand Marquis .....	A-4	4.6/8	17 . 25	
Town Car .....	A-4	4.6/8	17 . 24	

**MERCEDES-BENZ**

S430 .....	A-5	4.3/8	17 . 24	P
S500 .....	A-5	5.0/8	16 . 23	P Tax
S55 AMG .....	A-5	5.4/8	16 . 22	P Tax
S600 .....	A-5	5.8/12	15 . 22	P Tax

**PONTIAC**

Bonneville .....	A-4	3.8/6	18 . 27	P T
.....	A-4	3.8/6	20 . 29	

**ROLLS ROYCE MOTOR CARS LTD**

Park Ward .....	A-5	5.4/12	12 . 16	P Tax
-----------------	-----	--------	---------	-------

**TOYOTA**

Avalon .....	A-4	3.0/6	21 . 29	
--------------	-----	-------	---------	--

**SMALL STATION WAGONS**

<b>AUDI</b>	<u>Trans</u>	<u>Eng/Cyl</u>	<u>Cty Hwy</u>	
S4 Avant .....	M-6	2.7/6	17 . 23	P T
.....	A-S5	2.7/6	17 . 24	P T


**BMW**

325i Sport Wagon .....	M-5	2.5/6	20 . 29	P
.....	A-S5	2.5/6	19 . 27	P
325Xi Sport Wagon .....	M-5	2.5/6	19 . 26	P
.....	A-S5	2.5/6	19 . 26	P
525i Sport Wagon .....	M-5	2.5/6	19 . 27	P
.....	A-S5	2.5/6	19 . 26	P
540i Sport Wagon .....	A-S5	4.4/8	15 . 21	P Tax

**DAEWOO**

Nubira Station Wagon .....	A-4	2.0/4	22 . 31	
.....	M-5	2.0/4	22 . 31	

**ABBREVIATIONS:**

 Highest MPG in class  
 A- ..... Automatic Transmission  
 A-S ..... Special Automatic Transmission  
 AV ..... Continuously variable Transmission  
 Cty ..... MPG on City Test Procedure  
 CNG ..... Compressed Natural Gas  
 Cyl ..... Number of Cylinders  
 D ..... Diesel

DOHC ... Double Overhead Cam  
 E85 ..... 85% Ethanol/15% Gasoline  
 Elec ..... Electric Vehicle  
 Eng ..... Engine Volume in Liters  
 FFV ..... Flexible Fuel Vehicle  
 Hwy ..... MPG on Highway Test Procedure  
 LPG ..... Liquefied Petroleum Gas  
 M- ..... Manual Transmission  
 NA ..... Not Available

P ..... Premium Gasoline  
 SOHC ..... Single Overhead Cam  
 T ..... Turbocharger/Supercharger  
 Trans ..... Transmission Type  
 Tax ..... Subject to Gas Guzzler Tax  
 VTEC ..... Variable Valve Timing and Lift  
 Electronic Control

<b>MERCEDES-BENZ</b>	Trans	Eng/Cyl	Cty	Hwy	
C320 Wagon	A-5	3.2/6	19	25	P

<b>SUBARU</b>	Trans	Eng/Cyl	Cty	Hwy	
Impreza Wagon AWD	A-4	2.0/4	19	26	P
	M-5	2.0/4	20	27	P
	A-4	2.5/4	22	27	
	M-5	2.5/4	21	27	

<b>SUZUKI</b>	Trans	Eng/Cyl	Cty	Hwy	
Esteem Wagon	A-4	1.6/4	26	33	
	A-4	1.8/4	26	33	
	M-5	1.8/4	27	34	

<b>VOLKSWAGEN</b>	Trans	Eng/Cyl	Cty	Hwy	
Jetta Wagon	M-5	1.8/4	24	31	P T
	A-S5	1.8/4	22	29	P T
	A-4	1.9/4	34	45	D T
	M-5	1.9/4	42	50	D T
	A-4	2.0/4	22	29	
	M-5	2.0/4	24	31	
	A-4	2.8/6	19	26	
	M-5	2.8/6	19	28	

### MIDSIZE STATION WAGONS

<b>AUDI</b>	Trans	Eng/Cyl	Cty	Hwy	
A6 Avant Quattro	A-5	3.0/6	17	25	P

<b>FORD</b>	Trans	Eng/Cyl	Cty	Hwy	
Focus Station Wagon	A-4	2.0/4	26	32	4-valve
	A-4	2.0/4	26	32	
	M-5	2.0/4	28	36	
	M-5	2.0/4	25	34	4-valve
Taurus Wagon	A-4	3.0/6	20	26	2-valve
	A-4	3.0/6	19	26	4-valve
Taurus Wagon FFV	A-4	3.0/6	NA	NA	E85
			NA	NA	Gas

<b>LEXUS</b>	Trans	Eng/Cyl	Cty	Hwy	
RX 300	A-4	3.0/6	19	23	
RX 300 4WD	A-4	3.0/6	18	22	

<b>LINCOLN-MERCURY</b>	Trans	Eng/Cyl	Cty	Hwy	
Sable Wagon	A-4	3.0/6	20	26	2-valve
	A-4	3.0/6	19	26	4-valve
Sable Wagon FFV	A-4	3.0/6	NA	NA	E85
			NA	NA	Gas

<b>MERCEDES-BENZ</b>	Trans	Eng/Cyl	Cty	Hwy	
E320 Wagon	A-5	3.2/6	20	27	P
E320 4matic Wagon	A-5	3.2/6	19	26	P

<b>SAAB</b>	Trans	Eng/Cyl	Cty	Hwy	
9-5 Wagon	A-5	2.3/4	20	28	P T
	A-5	2.3/4	19	28	T
	M-5	2.3/4	22	30	P T
	M-5	2.3/4	21	30	T
	A-5	3.0/6	18	26	P T

<b>SATURN</b>	Trans	Eng/Cyl	Cty	Hwy	
LW200	A-4	2.2/4	24	33	
	M-5	2.2/4	24	32	
LW300	A-4	3.0/6	21	29	

<b>SUBARU</b>	Trans	Eng/Cyl	Cty	Hwy	
Legacy Wagon AWD*	A-4	2.5/4	22	27	
	M-5	2.5/4	21	27	
	A-4	3.0/6	20	26	P

<b>VOLKSWAGEN</b>	Trans	Eng/Cyl	Cty	Hwy	
Passat Wagon	M-5	1.8/4	22	31	P T
	A-S5	1.8/4	21	30	P T
	M-5	2.8/6	20	28	P
	A-S5	2.8/6	19	27	P
Passat Wagon 4motion	A-S5	2.8/6	19	26	P

### SMALL PICKUP TRUCKS 2WD

<b>CHEVROLET</b>	Trans	Eng/Cyl	Cty	Hwy	
S10 Pickup 2WD FFV	A-4	2.2/4	19	25	Gas
			14	19	E85
	M-5	2.2/4	22	28	Gas
			16	20	E85
S10 Pickup 2WD	M-5	4.3/6	16	22	
	A-4	4.3/6	17	22	

<b>GMC</b>	Trans	Eng/Cyl	Cty	Hwy	
Sonoma 2WD FFV	A-4	2.2/4	19	25	Gas
			14	19	E85
	M-5	2.2/4	22	28	Gas
			16	20	E85
Sonoma 2WD	M-5	4.3/6	16	22	
	A-4	4.3/6	17	22	

<b>ISUZU</b>	Trans	Eng/Cyl	Cty	Hwy	
Hombre Pickup 2WD FFV	A-4	2.2/4	19	25	Gas
			14	19	E85
	M-5	2.2/4	22	28	Gas
			16	20	E85

### STANDARD PICKUP TRUCKS 2WD

<b>CHEVROLET</b>	Trans	Eng/Cyl	Cty	Hwy	
C1500 Silverado 2WD	M-5	4.3/6	16	21	
	A-4	4.3/6	15	20	
	A-4	4.8/8	15	20	
	M-5	4.8/8	16	20	
	A-4	5.3/8	15	19	

<b>DODGE</b>	Trans	Eng/Cyl	Cty	Hwy	
Dakota Pickup 2WD	A-4	3.9/6	18	19	
	A-4	4.7/8	15	20	
	A-4	5.9/8	13	16	
RAM 1500 Pickup 2WD	A-4	3.7/6	15	19	
	M-5	3.7/6	15	20	
	A-4	4.7/8	14	19	
	A-4	5.9/8	12	17	

\* includes Outback

#### ABBREVIATIONS:

Highest MPG in class  
 A- Automatic Transmission  
 A-S Special Automatic Transmission  
 AV Continuously variable Transmission  
 Cty MPG on City Test Procedure  
 CNG Compressed Natural Gas  
 Cyl Number of Cylinders  
 D Diesel

DOHC Double Overhead Cam  
 E85 85% Ethanol/15% Gasoline  
 Elec Electric Vehicle  
 Eng Engine Volume in Liters  
 FFV Flexible Fuel Vehicle  
 Hwy MPG on Highway Test Procedure  
 LPG Liquefied Petroleum Gas  
 M- Manual Transmission  
 NA Not Available

P Premium Gasoline  
 SOHC Single Overhead Cam  
 T Turbocharger/Supercharger  
 Trans Transmission Type  
 Tax Subject to Gas Guzzler Tax  
 VTEC Variable Valve Timing and Lift Electronic Control

<b>FORD</b>	Trans	Eng/Cyl	Cty	Hwy	
Explorer Sport Trac 2WD	A-5	4.0/6	16	21	
	M-5	4.0/6	17	21	
F150 Pickup 2WD	A-4	5.4/8	12	16	CNG
	M-5	4.2/6	17	21	
	A-4	4.6/8	16	20	
	A-4	4.2/6	16	20	
	M-5	4.6/8	15	19	
	A-4	5.4/8	15	19	
F150 Pickup 2WD bi-fuel	A-4	5.4/8	11	14	CNG
			11	15	Gas
	A-4	5.4/8	12	13	LPG
			12	16	Gas
Ranger Pickup 2WD	A-5	2.3/4	21	25	
	<b>M-5</b>	<b>2.3/4</b>	<b>24</b>	<b>28</b>	
	A-5	3.0/6	17	22	
	M-5	3.0/6	19	22	
	A-5	4.0/6	17	21	
	M-5	4.0/6	17	22	
Ranger Electric 2WD	Lead Acid		NA	NA	Elec

<b>GMC</b>	Trans	Eng/Cyl	Cty	Hwy	
C1500 Sierra 2WD	M-5	4.3/6	16	21	
	A-4	4.3/6	15	20	
	A-4	4.8/8	15	20	
	M-5	4.8/8	16	20	
	A-4	5.3/8	15	19	

<b>LINCOLN</b>	Trans	Eng/Cyl	Cty	Hwy	
Blackwood 2WD	A-4	5.4/8	12	17	P

<b>MAZDA</b>	Trans	Eng/Cyl	Cty	Hwy	
B2300 2WD	A-5	2.3/4	21	25	
	<b>M-5</b>	<b>2.3/4</b>	<b>24</b>	<b>28</b>	
B3000	A-5	3.0/6	17	22	
	M-5	3.0/6	19	22	
B4000 2WD	A-5	4.0/6	17	21	
	M-5	4.0/6	17	22	

<b>NISSAN</b>	Trans	Eng/Cyl	Cty	Hwy	
Frontier 2WD	A-4	2.4/4	20	23	
	M-5	2.4/4	22	25	
Frontier V6 2WD	A-4	3.3/6	16	20	
	A-4	3.3/6	15	18	P T
	M-5	3.3/6	16	19	
	M-5	3.3/6	15	18	P T

<b>TOYOTA</b>	Trans	Eng/Cyl	Cty	Hwy	
Tacoma 2WD	A-4	2.4/4	22	25	
	M-5	2.4/4	22	27	
	A-4	2.7/4	19	22	
	A-4	3.4/6	17	19	
	M-5	3.4/6	18	22	
Tundra 2WD	A-4	3.4/6	16	19	
	M-5	3.4/6	16	19	
	A-4	4.7/8	15	18	

## STANDARD PICKUP TRUCKS 4WD

<b>CHEVROLET</b>	Trans	Eng/Cyl	Cty	Hwy	
K1500 Silverado 4WD	A-4	4.3/6	15	18	
	M-5	4.3/6	14	18	
	A-4	4.8/8	14	18	
	M-5	4.8/8	14	17	
	A-4	5.3/8	14	17	
S10 Pickup 4WD	A-4	4.3/6	15	20	
	M-5	4.3/6	14	17	

<b>DODGE</b>	Trans	Eng/Cyl	Cty	Hwy	
Dakota Pickup 4WD	A-4	3.9/6	14	17	
	M-5	3.9/6	15	19	
	A-4	4.7/8	13	18	
	M-5	4.7/8	14	18	
	A-4	5.9/8	12	16	
RAM 1500 Pickup 4WD	A-4	4.7/8	13	17	
	M-5	4.7/8	14	17	
	A-4	5.9/8	11	15	

<b>FORD</b>	Trans	Eng/Cyl	Cty	Hwy	
Explorer Sport Trac 4WD	A-5	4.0/6	15	20	
	M-5	4.0/6	16	20	
F150 Pickup 4WD	A-4	4.2/6	15	19	
	M-5	4.2/6	16	19	
	A-4	4.6/8	14	18	
	M-5	4.6/8	14	18	
	A-4	5.4/8	14	17	
F150 Pickup 4WD bi-fuel	A-4	5.4/8	11	14	CNG
			11	15	Gas
	A-4	5.4/8	12	13	LPG
			12	16	Gas

<b>FORD</b>	Trans	Eng/Cyl	Cty	Hwy	
Ranger Pickup 4WD	A-5	4.0/6	15	18	
	A-5	3.0/6	16	19	
	M-5	3.0/6	18	21	
	M-5	4.0/6	16	19	

<b>GMC</b>	Trans	Eng/Cyl	Cty	Hwy	
K1500 Centennial AWD	A-4	6.0/8	12	15	
K1500 Sierra 4WD	A-4	4.3/6	15	18	
	M-5	4.3/6	14	17	
	A-4	4.8/8	14	17	
	M-5	4.8/8	14	17	
	A-4	5.3/8	14	17	
Sonoma 4WD	A-4	4.3/6	15	20	
	M-5	4.3/6	14	17	

<b>MAZDA</b>	Trans	Eng/Cyl	Cty	Hwy	
B3000 4WD	A-5	3.0/6	16	19	
	M-5	3.0/6	18	21	
B4000 4WD	A-5	4.0/6	15	18	
	M-5	4.0/6	16	19	

**ABBREVIATIONS:**

- Highest MPG in class
- A- Automatic Transmission
- A-S Special Automatic Transmission
- AV Continuously variable Transmission
- Cty MPG on City Test Procedure
- CNG Compressed Natural Gas
- Cyl Number of Cylinders
- D Diesel

- DOHC Double Overhead Cam
- E85 85% Ethanol/15% Gasoline
- Elec Electric Vehicle
- Eng Engine Volume in Liters
- FFV Flexible Fuel Vehicle
- Hwy MPG on Highway Test Procedure
- LPG Liquefied Petroleum Gas
- M- Manual Transmission
- NA Not Available

- P Premium Gasoline
- SOHC Single Overhead Cam
- T Turbocharger/Supercharger
- Trans Transmission Type
- Tax Subject to Gas Guzzler Tax
- VTEC Variable Valve Timing and Lift Electronic Control

<b>NISSAN</b>	Trans	Eng/Cyl	Cty	Hwy
Frontier V6 4WD .....	A-4	3.3/6	15	19
.....	A-4	3.3/6	15	18
.....	M-5	3.3/6	16	18
.....	M-5	3.3/6	15	18

<b>TOYOTA</b>	Trans	Eng/Cyl	Cty	Hwy
Tacoma 4WD .....	A-4	2.7/4	18	21
.....	M-5	2.7/4	18	21
.....	A-4	3.4/6	17	19
.....	M-5	3.4/6	17	19
Tundra 4WD .....	A-4	3.4/6	15	18
.....	M-5	3.4/6	15	18
.....	A-4	4.7/8	14	17

### VANS, CARGO TYPE

<b>CHEVROLET</b>	Trans	Eng/Cyl	Cty	Hwy
<b>Astro 2WD Cargo</b> .....	A-4	4.3/6	17	22
Astro AWD Cargo .....	A-4	4.3/6	15	20
G1500/2500 Chevy Van 2WD ..	A-4	4.3/6	15	18
.....	A-4	5.0/8	15	19
.....	A-4	5.7/8	14	17

<b>DODGE</b>	Trans	Eng/Cyl	Cty	Hwy
Ram Van 1500 2WD .....	A-3	3.9/6	14	16
.....	A-4	5.9/8	12	17
Ram Van 2500 2WD .....	A-3	3.9/6	14	16
.....	A-4	5.9/8	12	17
.....	A-4	5.2/8	13	15

<b>FORD</b>	Trans	Eng/Cyl	Cty	Hwy
E150 Econoline 2WD .....	A-4	4.6/8	15	20
.....	A-4	4.2/6	14	18
.....	A-4	5.4/8	15	19
E250 Econoline 2WD .....	A-4	4.2/6	14	18
.....	A-4	5.4/8	13	18

<b>GMC</b>	Trans	Eng/Cyl	Cty	Hwy
G1500/2500 Savana 2WD .....	A-4	4.3/6	15	18
.....	A-4	5.0/8	15	19
.....	A-4	5.7/8	14	17
<b>Safari 2WD Cargo</b> .....	A-4	4.3/6	17	22
Safari AWD Cargo .....	A-4	4.3/6	15	20

### VANS, PASSENGER TYPE

<b>CHEVROLET</b>	Trans	Eng/Cyl	Cty	Hwy
<b>Astro 2WD Pass</b> .....	A-4	4.3/6	15	20
Astro AWD Pass .....	A-4	4.3/6	15	18
G1500/2500 Chevy Exp 2WD ..	A-4	4.3/6	14	18
.....	A-4	5.0/8	14	18
.....	A-4	5.7/8	13	17

<b>DODGE</b>	Trans	Eng/Cyl	Cty	Hwy
Ram Wagon 1500 2WD .....	A-3	3.9/6	14	16
Ram Wagon 2500 2WD .....	A-4	5.9/8	12	17
.....	A-4	5.2/8	13	15

<b>FORD</b>	Trans	Eng/Cyl	Cty	Hwy
E150 Club Wagon .....	A-4	4.2/6	14	18
.....	A-4	4.6/8	14	18
.....	A-4	5.4/8	13	17

<b>GMC</b>	Trans	Eng/Cyl	Cty	Hwy
G1500/2500 Savana 2WD .....	A-4	4.3/6	14	18
.....	A-4	5.0/8	14	18
.....	A-4	5.7/8	13	17
<b>Safari 2WD Pass</b> .....	A-4	4.3/6	15	20
Safari AWD Pass .....	A-4	4.3/6	15	18

### SPECIAL PURPOSE VEHICLES 2WD

<b>VOLKSWAGEN</b>	Trans	Eng/Cyl	Cty	Hwy
Eurovan Camper .....	A-4	2.8/6	15	20

### MINIVANS 2WD

<b>CHEVROLET</b>	Trans	Eng/Cyl	Cty	Hwy
<b>Venture FWD</b> .....	A-4	3.4/6	19	26

<b>CHRYSLER</b>	Trans	Eng/Cyl	Cty	Hwy
Town & Country FFV 2WD .....	A-4	3.3/6	13	17
.....			18	24
.....				Gas
Voyager/Town&Ctry 2WD .....	A-3	2.4/4	19	24
.....	A-4	3.3/6	18	24
.....	A-4	3.8/6	18	24
Voyager FFV 2WD .....	A-4	3.3/6	13	17
.....			18	24
.....				Gas

<b>DODGE</b>	Trans	Eng/Cyl	Cty	Hwy
Caravan 2WD .....	A-3	2.4/4	19	24
.....	A-4	3.3/6	18	24
.....	A-4	3.8/6	17	23
Caravan FFV 2WD .....	A-4	3.3/6	13	17
.....			18	24
.....				Gas

<b>FORD</b>	Trans	Eng/Cyl	Cty	Hwy
Windstar FWD Cargo Van .....	A-4	3.8/6	17	23
Windstar FWD Wagon .....	A-4	3.8/6	17	23

<b>HONDA</b>	Trans	Eng/Cyl	Cty	Hwy
Odyssey .....	A-5	3.5/6	18	25

<b>KIA</b>	Trans	Eng/Cyl	Cty	Hwy
Sedona .....	A-5	3.5/6	15	20

<b>MERCURY</b>	Trans	Eng/Cyl	Cty	Hwy
Villager FWD Wagon .....	A-4	3.3/6	17	23

<b>NISSAN</b>	Trans	Eng/Cyl	Cty	Hwy
Quest .....	A-4	3.3/6	17	23

<b>OLDSMOBILE</b>	Trans	Eng/Cyl	Cty	Hwy
<b>Silhouette FWD</b> .....	A-4	3.4/6	19	26

<b>PONTIAC</b>	Trans	Eng/Cyl	Cty	Hwy
<b>Montana FWD</b> .....	A-4	3.4/6	19	26

**ABBREVIATIONS:**

- ..... Highest MPG in class
- A- ..... Automatic Transmission
- A-S ..... Special Automatic Transmission
- AV ..... Continuously variable Transmission
- Cty ..... MPG on City Test Procedure
- CNG ..... Compressed Natural Gas
- Cyl ..... Number of Cylinders
- D ..... Diesel

- DOHC ... Double Overhead Cam
- E85 ..... 85% Ethanol/15% Gasoline
- Elec ..... Electric Vehicle
- Eng ..... Engine Volume in Liters
- FFV ..... Flexible Fuel Vehicle
- Hwy ..... MPG on Highway Test Procedure
- LPG ..... Liquefied Petroleum Gas
- M- ..... Manual Transmission
- NA ..... Not Available

- P ..... Premium Gasoline
- SOHC ..... Single Overhead Cam
- T ..... Turbocharger/Supercharger
- Trans ..... Transmission Type
- Tax ..... Subject to Gas Guzzler Tax
- VTEC ..... Variable Valve Timing and Lift Electronic Control

**TOYOTA**

	Trans	Eng/Cyl	Cty Hwy
Sienna	A-4	3.0/6	19 . 24

**VOLKSWAGEN**

Eurovan	A-4	2.8/6	17 . 20
---------	-----	-------	---------

**MINIVANS 4WD**

**CHEVROLET**

	Trans	Eng/Cyl	Cty Hwy
Venture AWD	A-4	3.4/6	18 . 24

**CHRYSLER**

Town & Country AWD	A-4	3.8/6	17 . 22
--------------------	-----	-------	---------

**DODGE**

Caravan AWD	A-4	3.8/6	17 . 23
	A-S4	3.8/6	17 . 23 V Mode

**OLDSMOBILE**

Silhouette AWD	A-4	3.4/6	18 . 24
----------------	-----	-------	---------

**PONTIAC**

Montana AWD	A-4	3.4/6	18 . 24
-------------	-----	-------	---------

**SPORT UTILITY VEHICLES 2WD**

**BUICK**

	Trans	Eng/Cyl	Cty Hwy
Rendezvous FWD	A-4	3.4/6	19 . 26

**CADILLAC**

Escalade 2WD	A-4	5.3/8	14 . 18
--------------	-----	-------	---------

**CHEVROLET**

Blazer 2WD	M-5	4.3/6	16 . 22
	A-4	4.3/6	17 . 22
C1500 Avalanche 2WD	A-4	5.3/8	14 . 18
C1500 Suburban 2WD FFV	A-4	5.3/8	14 . 18 Gas
			10 . 14 E85
C1500 Suburban 2WD	A-4	5.3/8	14 . 18
C1500 Tahoe 2WD FFV	A-4	5.3/8	14 . 18 Gas
			10 . 14 E85
C1500 Tahoe 2WD	A-4	4.8/8	15 . 19
	A-4	5.3/8	14 . 18
Tracker Conv	A-4	2.0/4	23 . 26
	M-5	2.0/4	23 . 26
Tracker Hardtop	A-4	2.0/4	23 . 26
	M-5	2.0/4	23 . 26
Tracker LT	A-4	2.5/6	19 . 21
Trailblazer 2WD	A-4	4.2/6	16 . 22

**CHRYSLER**

PT Cruiser	A-4	2.4/4	19 . 25
	M-5	2.4/4	21 . 29

**DODGE**

Durango 2WD	A-4	4.7/8	15 . 20
	A-5	4.7/8	14 . 19
	A-4	5.9/8	12 . 17

**FORD**

	Trans	Eng/Cyl	Cty Hwy
Escape 2WD	M-5	2.0/4	23 . 27
	A-4	3.0/6	19 . 24
Expedition 2WD	A-4	4.6/8	15 . 20
	A-4	5.4/8	13 . 18
Explorer 2WD	A-5	4.0/6	16 . 21
	M-5	4.0/6	17 . 21
	A-5	4.6/8	14 . 19
Explorer Sport 2WD	A-5	4.0/6	17 . 21
	M-5	4.0/6	17 . 22
Explorer USPS Electric 2WD	Lead Acid	NA	NA Elec

**GMC**

C1500 Yukon 2WD FFV	A-4	5.3/8	14 . 18 Gas
			10 . 14 E85
C1500 Yukon 2WD	A-4	4.8/8	15 . 19
	A-4	5.3/8	14 . 18
C1500 Yukon XL 2WD FFV	A-4	5.3/8	14 . 18 Gas
			10 . 14 E85
C1500 Yukon XL 2WD	A-4	5.3/8	14 . 18
Envoy 2WD	A-4	4.2/6	16 . 22
Jimmy 2WD	M-5	4.3/6	16 . 22
	A-4	4.3/6	17 . 22

**HONDA**

Passport 2WD	A-4	3.2/6	17 . 21
	M-5	3.2/6	17 . 20

**HYUNDAI**

SantaFe 2WD	A-4	2.4/4	20 . 27
	M-5	2.4/4	21 . 28
	A-4	2.7/6	19 . 26

**INFINITI**

QX4 2WD	A-4	3.5/6	15 . 19
---------	-----	-------	---------

**ISUZU**

Axiom 2WD	A-4	3.5/6	16 . 20
Rodeo 2WD	A-4	2.2/4	17 . 22
	M-5	2.2/4	19 . 23
	A-4	3.2/6	17 . 21
	M-5	3.2/6	17 . 20
Rodeo Sport 2WD	A-4	2.2/4	17 . 22
	M-5	2.2/4	19 . 23
	A-4	3.2/6	16 . 20
Trooper 2WD	A-4	3.5/6	15 . 19

**JEEP**

Grand Cherokee 2WD	A-4	4.0/6	15 . 21
	A-5	4.7/8	14 . 19
Liberty 2WD	A-4	3.7/6	16 . 20

**KIA**

Sportage	A-4	2.0/4	18 . 21
	M-5	2.0/4	19 . 23

**LINCOLN**

Navigator 2WD	A-4	5.4/8	12 . 17 P
---------------	-----	-------	-----------

**ABBREVIATIONS:**

- ⚡ Highest MPG in class
- A- Automatic Transmission
- A-S Special Automatic Transmission
- AV Continuously variable Transmission
- Cty MPG on City Test Procedure
- CNG Compressed Natural Gas
- Cyl Number of Cylinders
- D Diesel

- DOHC Double Overhead Cam
- E85 85% Ethanol/15% Gasoline
- Elec Electric Vehicle
- Eng Engine Volume in Liters
- FFV Flexible Fuel Vehicle
- Hwy MPG on Highway Test Procedure
- LPG Liquefied Petroleum Gas
- M- Manual Transmission
- NA Not Available

- P Premium Gasoline
- SOHC Single Overhead Cam
- T Turbocharger/Supercharger
- Trans Transmission Type
- Tax Subject to Gas Guzzler Tax
- VTEC Variable Valve Timing and Lift Electronic Control



<b>MAZDA</b>	Trans	Eng/Cyl	Cty	Hwy
Tribute 2WD .....	M-5	2.0/4	23	27
.....	A-4	3.0/6	19	24

<b>MERCURY</b>	Trans	Eng/Cyl	Cty	Hwy
Mountaineer 2WD .....	A-5	4.0/6	16	21
.....	A-5	4.6/8	14	19

<b>MITSUBISHI</b>	Trans	Eng/Cyl	Cty	Hwy
Montero Sport 2WD .....	A-4	3.0/6	18	22
.....	A-4	3.5/6	17	21
Nativa 2WD .....	A-4	2.4/4	18	23
.....	M-5	2.4/4	21	24
.....	A-4	3.0/6	18	22


<b>NISSAN</b>	Trans	Eng/Cyl	Cty	Hwy
Pathfinder 2WD .....	A-4	3.3/6	16	19
.....	A-4	3.5/6	16	19
.....	M-5	3.5/6	17	19
Xterra 2WD .....	M-5	2.4/4	19	24
Xterra V6 2WD .....	A-4	3.3/6	16	20
.....	A-4	3.3/6	15	19
.....	M-5	3.3/6	16	19
.....	M-5	3.3/6	15	19

<b>OLDSMOBILE</b>	Trans	Eng/Cyl	Cty	Hwy
Bravada 2WD .....	A-4	4.2/6	16	22

<b>PONTIAC</b>	Trans	Eng/Cyl	Cty	Hwy
Aztek FWD .....	A-4	3.4/6	19	26

<b>SUZUKI</b>	Trans	Eng/Cyl	Cty	Hwy
Grand Vitara .....	A-4	2.5/6	19	21
.....	M-5	2.5/6	19	22
Grand Vitara XL7 .....	A-4	2.7/6	17	20
.....	M-5	2.7/6	18	20
Vitara 2-DR .....	A-4	2.0/4	22	25
.....	M-5	2.0/4	23	26
Vitara 4-DR .....	A-4	2.0/4	22	25
.....	M-5	2.0/4	22	25

<b>TOYOTA</b>	Trans	Eng/Cyl	Cty	Hwy
4Runner 2WD .....	A-4	3.4/6	17	19
Highlander 2WD .....	A-4	2.4/4	22	27
.....	A-4	3.0/6	19	23

<b>Rav4 2WD</b> .....	<b>A-4</b>	<b>2.0/4</b>	<b>24</b>	<b>29</b>
 .....	<b>M-5</b>	<b>2.0/4</b>	<b>25</b>	<b>31</b>
RAV4 EV Nickel Metal Hydride .....	NA	NA	NA	Elec
Sequoia 2WD .....	A-4	4.7/8	14	18

### SPORT UTILITY VEHICLES 4WD

<b>ACURA</b>	Trans	Eng/Cyl	Cty	Hwy
MDX .....	A-5	3.5/6	17	23

<b>AUDI</b>	Trans	Eng/Cyl	Cty	Hwy
Allroad .....	A-5	2.7/6	15	21
.....	M-6	2.7/6	16	21

<b>BMW</b>	Trans	Eng/Cyl	Cty	Hwy
X5 .....	M-5	3.0/6	15	21
.....	A-S5	3.0/6	15	21
.....	A-5	4.4/8	13	17
X5 4.6IS .....	A-S5	4.6/8	12	17

<b>BUICK</b>	Trans	Eng/Cyl	Cty	Hwy
Rendezvous AWD .....	A-4	3.4/6	18	24

<b>CADILLAC</b>	Trans	Eng/Cyl	Cty	Hwy
Escalade AWD .....	A-4	6.0/8	12	15
Escalade EXT 4WD .....	A-4	6.0/8	12	15


<b>CHEVROLET</b>	Trans	Eng/Cyl	Cty	Hwy
Blazer 4WD .....	A-4	4.3/6	15	20
.....	M-5	4.3/6	14	17
K1500 Avalanche 4WD .....	A-4	5.3/8	13	17
K1500 Suburban 4WD FFV .....	A-4	5.3/8	13	17
.....			10	13
.....				E85
K1500 Suburban 4WD .....	A-4	5.3/8	13	17
K1500 Tahoe 4WD FFV .....	A-4	5.3/8	14	17
.....			10	13
.....				E85
K1500 Tahoe 4WD .....	A-4	4.8/8	14	17
.....	A-4	5.3/8	14	17
Tracker 4WD Conv .....	A-4	2.0/4	22	25
.....	M-5	2.0/4	23	25
Tracker 4WD Hardtop .....	A-4	2.0/4	22	25
.....	M-5	2.0/4	22	25
Tracker LT 4WD .....	A-4	2.5/6	18	20
Tracker ZR2 4WD .....	A-4	2.5/6	18	20
Tracker ZR2 4WD Conv .....	A-4	2.0/4	22	25
.....	M-5	2.0/4	23	25
Trailblazer 4WD .....	A-4	4.2/6	15	21

<b>DODGE</b>	Trans	Eng/Cyl	Cty	Hwy
Durango 4WD .....	A-4	4.7/8	13	18
.....	A-5	4.7/8	13	17
.....	A-4	5.9/8	12	16

<b>FORD</b>	Trans	Eng/Cyl	Cty	Hwy
Escape 4WD .....	M-5	2.0/4	22	25
.....	A-4	3.0/6	18	23
Expedition 4WD .....	A-4	4.6/8	14	17
.....	A-4	5.4/8	12	16
Explorer 4WD .....	A-5	4.0/6	15	20
.....	M-5	4.0/6	16	20
.....	A-5	4.6/8	14	19
Explorer FFV 4WD .....	A-5	4.0/6	15	20
.....			11	15
.....				E85
Explorer Sport 4WD .....	A-5	4.0/6	15	20
.....	M-5	4.0/6	16	19

<b>GMC</b>	Trans	Eng/Cyl	Cty	Hwy
Envoy 4WD .....	A-4	4.2/6	15	21
Jimmy 4WD .....	A-4	4.3/6	15	20
.....	M-5	4.3/6	14	17

**ABBREVIATIONS:**

 ..... Highest MPG in class  
 A- ..... Automatic Transmission  
 A-S ..... Special Automatic Transmission  
 AV ..... Continuously variable Transmission  
 Cty ..... MPG on City Test Procedure  
 CNG ..... Compressed Natural Gas  
 Cyl ..... Number of Cylinders  
 D ..... Diesel

DOHC ... Double Overhead Cam  
 E85 ..... 85% Ethanol/15% Gasoline  
 Elec ..... Electric Vehicle  
 Eng ..... Engine Volume in Liters  
 FFV ..... Flexible Fuel Vehicle  
 Hwy ..... MPG on Highway Test Procedure  
 LPG ..... Liquefied Petroleum Gas  
 M- ..... Manual Transmission  
 NA ..... Not Available

P ..... Premium Gasoline  
 SOHC ..... Single Overhead Cam  
 T ..... Turbocharger/Supercharger  
 Trans ..... Transmission Type  
 Tax ..... Subject to Gas Guzzler Tax  
 VTEC ..... Variable Valve Timing and Lift Electronic Control

	Trans	Eng/Cyl	Cty	Hwy	
K1500 Yukon 4WD FFV	A-4	5.3/8	14	17	Gas
			10	13	E85
	A-4	4.8/8	14	17	
	A-4	5.3/8	13	17	
K1500 Yukon Denali AWD	A-4	6.0/8	12	15	
K1500 Yukon Denali XL AWD	A-4	6.0/8	12	15	
K1500 Yukon XL 4WD FFV	A-4	5.3/8	13	17	Gas
			10	13	E85
	A-4	5.3/8	13	17	

**HONDA**

Passport 4WD	A-4	3.2/6	16	20	
	M-5	3.2/6	17	20	

**HYUNDAI**

SantaFe 4WD	A-4	2.7/6	19	23	
-------------	-----	-------	----	----	--

**INFINITI**

QX4 4WD	A-4	3.5/6	15	18	
---------	-----	-------	----	----	--

**ISUZU**

Axiom 4WD	A-4	3.5/6	16	20	
Rodeo 4WD	A-4	3.2/6	16	20	
	M-5	3.2/6	17	20	
Rodeo Sport 4WD	A-4	3.2/6	16	20	
	M-5	3.2/6	17	20	
Trooper 4WD	A-4	3.5/6	15	19	
	M-5	3.5/6	16	19	

**JEEP**

Grand Cherokee 4WD	A-4	4.0/6	15	20	
	A-5	4.7/8	14	19	
Liberty 4WD	A-4	3.7/6	16	20	
Wrangler 4WD	A-3	2.5/4	16	18	
	M-5	2.5/4	18	20	
	A-3	4.0/6	15	17	
	M-5	4.0/6	15	18	

**KIA**

Sportage	A-4	2.0/4	18	21	
	M-5	2.0/4	19	22	

**LAND ROVER**

Land Rover Disc Ser II	A-4	4.0/8	13	17	P
Range Rover	A-4	4.6/8	12	15	P

**LEXUS**

LX 470	A-4	4.7/8	13	16	
--------	-----	-------	----	----	--

**LINCOLN**

Navigator 4WD	A-4	5.4/8	12	16	P
---------------	-----	-------	----	----	---

**MAZDA**

Tribute 4WD	M-5	2.0/4	22	25	
	A-4	3.0/6	18	23	

**MERCEDES-BENZ**

	Trans	Eng/Cyl	Cty	Hwy	
ML320	A-5	3.2/6	15	19	P
ML500	A-5	5.0/8	14	17	P
ML55 AMG	A-5	5.5/8	14	17	P

**MERCURY**

Mountaineer 4WD	A-5	4.0/6	15	20	
	A-5	4.6/8	14	19	
Mountaineer 4WD FFV	A-5	4.0/6	15	20	Gas
			11	15	E85

**MITSUBISHI**

Montero	A-4	3.5/6	15	19	P
	A-5	3.5/6	14	19	P
Montero Sport 4WD	A-4	3.0/6	17	20	
	A-4	3.5/6	16	18	
Nativa 4WD	A-4	3.0/6	17	20	

**NISSAN**

Pathfinder 4WD	A-4	3.5/6	15	18	
	M-5	3.5/6	16	18	
Xterra V6 4WD	A-4	3.3/6	15	19	
	A-4	3.3/6	15	18	P T
	M-5	3.3/6	16	18	
	M-5	3.3/6	15	18	P T

**OLDSMOBILE**

Bravada AWD	A-4	4.2/6	15	21	
-------------	-----	-------	----	----	--

**PONTIAC**

Aztek AWD	A-4	3.4/6	18	24	
-----------	-----	-------	----	----	--

**SUBARU**

Forester AWD	A-4	2.5/4	22	27	
	M-5	2.5/4	21	27	


**SUZUKI**

Grand Vitara 4WD	A-4	2.5/6	18	20	
	M-5	2.5/6	19	21	
Grand Vitara XL7 4WD	A-4	2.7/6	17	20	
	M-5	2.7/6	17	20	
Vitara 2-DR 4WD	A-4	2.0/4	22	25	
	M-5	2.0/4	22	25	
Vitara 4-DR 4WD	A-4	2.0/4	22	25	
	M-5	2.0/4	22	25	

**TOYOTA**

4Runner 4WD	A-4	3.4/6	16	19	
Highlander 4WD	A-4	2.4/4	19	24	
	A-4	3.0/6	18	22	
Land Cruiser Wagon 4WD	A-4	4.7/8	13	16	
Rav4 4WD	A-4	2.0/4	23	27	
	M-5	2.0/4	22	27	
Sequoia 4WD	A-4	4.7/8	14	17	

**ABBREVIATIONS:**

 Highest MPG in class  
 A- Automatic Transmission  
 A-S Special Automatic Transmission  
 AV Continuously variable Transmission  
 Cty MPG on City Test Procedure  
 CNG Compressed Natural Gas  
 Cyl Number of Cylinders  
 D Diesel

DOHC Double Overhead Cam  
 E85 85% Ethanol/15% Gasoline  
 Elec Electric Vehicle  
 Eng Engine Volume in Liters  
 FFV Flexible Fuel Vehicle  
 Hwy MPG on Highway Test Procedure  
 LPG Liquefied Petroleum Gas  
 M- Manual Transmission  
 NA Not Available

P Premium Gasoline  
 SOHC Single Overhead Cam  
 T Turbocharger/Supercharger  
 Trans Transmission Type  
 Tax Subject to Gas Guzzler Tax  
 VTEC Variable Valve Timing and Lift Electronic Control

## COMPRESSED NATURAL GAS VEHICLES

This section supplies the driving range and fuel economy values for vehicles designed to be operated on compressed natural gas (CNG). For dual-fuel (or bi-fuel) vehicles, the values for both gasoline and CNG are shown. Dual-fuel vehicles are designed to be operated on either of two fuels, in separate tanks, and can switch between the two.

CNG fuel is normally dispensed in “equivalent gallons,” where one equivalent gallon is equal to 121.5 cubic feet of CNG. Therefore, the fuel economy values are shown in miles per gallon-equivalent.

The driving range is shown in miles and represents the distance the vehicle can travel on a full tank (or tanks) of fuel during combined city and highway driving (55% city and 45% highway).

### SUBCOMPACT CARS

<b>CHEVROLET</b>	<u>Trans</u>	<u>Eng/Cyl</u>	<u>Cty</u>	<u>Hwy</u>	<u>Fuel</u>	<u>Range</u>
Cavalier dual-fuel nat'l gas ..	A-4 ..	2.2/4 ..	20 ..	28	CNG ..	110
.....			23 ..	30	Gas ..	360

### STANDARD PICKUP TRUCKS 4WD

<b>FORD</b>	<u>Trans</u>	<u>Eng/Cyl</u>	<u>Cty</u>	<u>Hwy</u>	<u>Fuel</u>	<u>Range</u>
F150 Pickup 4WD bi-fuel ....	A-4 ..	5.4/8 ..	11 ..	14	CNG ..	120
.....			11 ..	15	Gas ..	390/320**

### COMPACT CARS

<b>HONDA</b>	<u>Trans</u>	<u>Eng/Cyl</u>	<u>Cty</u>	<u>Hwy</u>	<u>Fuel</u>	<u>Range</u>
Civic nat'l gas .....	A(AV)	1.7/4 ..	30 ..	34	CNG ..	200

### VANS, CARGO TYPE

<b>DODGE</b>	<u>Trans</u>	<u>Eng/Cyl</u>	<u>Cty</u>	<u>Hwy</u>	<u>Fuel</u>	<u>Range</u>
Ram Van 2500 2WD .....	A-4 ..	5.2/8 ..	13 ..	15	CNG ..	230

### LARGE CARS

<b>FORD</b>	<u>Trans</u>	<u>Eng/Cyl</u>	<u>Cty</u>	<u>Hwy</u>	<u>Fuel</u>	<u>Range</u>
Crown Victoria nat'l gas .....	A-4 ..	4.6/8 ..	15 ..	22	CNG ..	150/200*

### VANS, PASSENGER TYPE

<b>DODGE</b>	<u>Trans</u>	<u>Eng/Cyl</u>	<u>Cty</u>	<u>Hwy</u>	<u>Fuel</u>	<u>Range</u>
Ram Wagon 2500 2WD .....	A-4 ..	5.2/8 ..	13 ..	15	CNG ..	210

### STANDARD PICKUP TRUCKS 2WD

<b>FORD</b>	<u>Trans</u>	<u>Eng/Cyl</u>	<u>Cty</u>	<u>Hwy</u>	<u>Fuel</u>	<u>Range</u>
F150 Pickup 2WD nat'l gas .	A-4 ..	5.4/8 ..	12 ..	16	CNG ..	290
F150 Pickup 2WD bi-fuel ....	A-4 ..	5.4/8 ..	11 ..	14	CNG ..	120
.....			11 ..	15	Gas ..	390/320**

\*Driving ranges are shown for both standard and additional fuel tanks.

\*\*Driving range shown for regular cab and super cab models, respectively.

## LIQUEFIED PETROLEUM GAS (PROPANE) VEHICLES

This section contains the estimated city and highway fuel economy values and the driving range for passenger cars and light trucks designed to be operated on liquefied petroleum gas (LPG), which is commonly known as propane. For dual-fuel vehicles, both the gasoline and the LPG mpg values and driving ranges are listed, if available. Bi-fuel LPG vehicles have two fuel tanks.

### STANDARD PICKUP TRUCKS 2WD

<b>FORD</b>	<u>Trans</u>	<u>Eng/Cyl</u>	<u>Cty</u>	<u>Hwy</u>	<u>Fuel</u>	<u>Range</u>
F150 Pickup 2WD bi-fuel ....	A-4 ..	5.4/8 ..	12 ..	13	LPG ..	250/220/320*
.....			12 ..	16	Gas ..	390/320**

\*Driving ranges are shown for regular cab models, super cab models, and an optional fuel tank available for both models, respectively.

\*\*Driving range shown for regular cab and super cab models, respectively.

### STANDARD PICKUP TRUCKS 4WD

<b>FORD</b>	<u>Trans</u>	<u>Eng/Cyl</u>	<u>Cty</u>	<u>Hwy</u>	<u>Fuel</u>	<u>Range</u>
F150 Pickup 4WD bi-fuel ....	A-4 ..	5.4/8 ..	12 ..	13	LPG ..	250/220/320*
.....			12 ..	16	Gas ..	390/320**

**ABBREVIATIONS:**

A- ..... Automatic Transmission  
 A-S ..... Special Automatic Transmission  
 AV ..... Continuously variable Transmission  
 Cty ..... MPG on City Test Procedure

CNG ..... Compressed Natural Gas  
 Cyl ..... Number of Cylinders  
 E85 ..... 85% Ethanol/15% Gasoline  
 Eng ..... Engine Volume in Liters  
 FFV ..... Flexible Fuel Vehicle

Hwy ..... MPG on Highway Test Procedure  
 LPG ..... Liquefied Petroleum Gas  
 M- ..... Manual Transmission  
 NA ..... Not Available  
 Trans ..... Transmission Type

## DIESEL VEHICLES

This section contains fuel economy values for diesel-fueled vehicles. Diesel fuel contains approximately 10% more energy per gallon than gasoline. In addition, diesel engines have higher compression ratios, run “lean,” and are unthrottled, giving them a substantial fuel economy advantage over gasoline engines.

### SUBCOMPACT CARS

<u>VOLKSWAGEN</u>	<u>Trans</u>	<u>Eng/Cyl</u>	<u>Cty</u>	<u>Hwy</u>	
New Beetle .....	A-4	1.9/4	34	44	D T
.....	M-5	1.9/4	42	49	D T

### SMALL STATION WAGONS

<u>VOLKSWAGEN</u>	<u>Trans</u>	<u>Eng/Cyl</u>	<u>Cty</u>	<u>Hwy</u>	
Jetta Wagon .....	A-4	1.9/4	34	45	D T
.....	M-5	1.9/4	42	50	D T

### COMPACT CARS

<u>VOLKSWAGEN</u>	<u>Trans</u>	<u>Eng/Cyl</u>	<u>Cty</u>	<u>Hwy</u>	
Golf .....	A-4	1.9/4	34	45	D T
.....	M-5	1.9/4	42	49	D T
Jetta .....	A-4	1.9/4	34	45	D T
.....	M-5	1.9/4	42	49	D T

## ELECTRIC VEHICLES

This section contains the driving range and fuel economy values for fully electric-powered passenger vehicles. The fuel economy values for electric vehicles are shown in kilowatt-hours per 100 miles, instead of miles per gallon. **A lower number of kilowatt-hours means a more efficient vehicle.**

The driving range is shown in miles and represents the maximum distance the vehicle can travel under optimum conditions before the battery needs recharging. The actual energy consumption and range of the vehicle will vary depending on driving conditions, battery condition, and accessory usage, and is strongly affected by outside temperature and the use of heating and air conditioning. Fuel costs will vary considerably because of the differences in electricity costs across the United States.

You can calculate the fuel cost (in dollars) of driving your electric vehicle for a year by multiplying the energy consumption for the vehicle as listed below (in kilowatt-hours/100 miles) by your local electricity rate (in dollars per kilowatt-hour), multiplying that by the annual miles the vehicle will be driven, and dividing by 100.

Check with your dealer for availability, as some electric vehicles may be offered for sale or lease only in certain parts of the country.

### TWO SEATERS

<u>FORD</u>	<u>Battery</u>	<u>Motor</u>	<u>Cty</u>	<u>Hwy</u>	<u>Fuel</u>	<u>Range</u>
THINK City .....	Nickel Cadmium	27 KW AC Induction	NA*	NA*	Elec	NA*

### STANDARD PICKUP TRUCKS 2WD

<u>FORD</u>	<u>Battery</u>	<u>Motor</u>	<u>Cty</u>	<u>Hwy</u>	<u>Fuel</u>	<u>Range</u>
Ranger Elec 2WD .....	Lead Acid	67 KW AC Induction	NA*	NA*	Elec	NA*

### SPORT UTILITY VEHICLES 2WD

<u>FORD</u>	<u>Battery</u>	<u>Motor</u>	<u>Cty</u>	<u>Hwy</u>	<u>Fuel</u>	<u>Range</u>
Explorer USPS Electric 2WD .....	Lead Acid	67 KW AC Induction	NA*	NA*	Elec	NA*

### TOYOTA

RAV4 EV .....	Nickel Metal Hydride	50 kW DC	NA*	NA*	Elec	NA*
---------------	----------------------	----------	-----	-----	------	-----

\*The fuel economy (mpg) values and driving ranges are not available for some models as of press time. See www.fueleconomy.gov for updated information.

#### Electric Vehicle Availability:

Think City electric vehicles are initially available for lease to one major car rental agency, for use in the New York City and San Francisco, California areas. Ranger Electric vehicles are available nationwide. Explorer USPS Electric vehicles are initially available to the U.S. Postal Service, only. RAV4 electric vehicles are available nationwide, initially to fleet buyers, only.

#### ABBREVIATIONS:

A- ..... Automatic Transmission  
 A-S ..... Special Automatic Transmission  
 AV ..... Continuously variable Transmission  
 Cty ..... MPG on City Test Procedure

Cyl ..... Number of Cylinders  
 D ..... Diesel  
 Elec ..... Electric Vehicle  
 Eng ..... Engine Volume in Liters  
 FFV ..... Flexible Fuel Vehicle

Hwy ..... MPG on Highway Test Procedure  
 M- ..... Manual Transmission  
 NA ..... Not Available  
 T ..... Turbocharger/Supercharger  
 Trans ..... Transmission Type

## ETHANOL FLEXIBLE-FUEL VEHICLES

This section contains the driving range and fuel economy values for ethanol flexible-fuel passenger cars and light trucks. Ethanol flexible-fuel vehicles (typically have only one fuel tank) are designed to operate on gasoline, E85 (a mixture of 85% ethanol and 15% gasoline), or any mixture of the two fuels.

The driving range and fuel economy values are shown for both gasoline and E85. When operating your FFV on mixtures of gasoline and E85, such as when alternating between using these fuels, your driving range and fuel economy values will be somewhere between those listed for the two fuels, depending on the actual percentage of gasoline and E85 ethanol in the tank.

### MIDSIZE CARS

<b>LINCOLN-MERCURY</b>	Trans	Eng/Cyl	Cty	Hwy	Fuel	Range
Sable Sedan FFV	A-4	3.0/6	NA*	NA*	E85	NA*
			NA*	NA*	Gas	NA*

### LARGE CARS

<b>FORD</b>	Trans	Eng/Cyl	Cty	Hwy	Fuel	Range
Taurus Sedan FFV	A-4	3.0/6	NA*	NA*	E85	NA*
			NA*	NA*	Gas	NA*

### MIDSIZE STATION WAGONS

<b>LINCOLN-MERCURY</b>	Trans	Eng/Cyl	Cty	Hwy	Fuel	Range
Sable Wagon FFV	A-4	3.0/6	NA*	NA*	E85	NA*
			NA*	NA*	Gas	NA*
Taurus Wagon FFV	A-4	3.0/6	NA*	NA*	E85	NA*
			NA*	NA*	Gas	NA*

### SMALL PICKUP TRUCKS 2WD

<b>CHEVROLET</b>	Trans	Eng/Cyl	Cty	Hwy	Fuel	Range
S10 Pickup 2WD	M-5	2.2/4	16	20	E85	310
			22	28	Gas	430
	A-4	2.2/4	14	19	E85	290
			19	25	Gas	380

<b>GMC</b>	Trans	Eng/Cyl	Cty	Hwy	Fuel	Range
Sonoma Pickup 2WD	M-5	2.2/4	16	20	E85	310
			22	28	Gas	430
	A-4	2.2/4	14	19	E85	290
			19	25	Gas	380

<b>ISUZU</b>	Trans	Eng/Cyl	Cty	Hwy	Fuel	Range
Hombre Pickup 2WD	M-5	2.2/4	16	20	E85	310
			22	28	Gas	430
	A-4	2.2/4	14	19	E85	290
			19	25	Gas	380

### MINIVANS 2WD

<b>CHRYSLER</b>	Trans	Eng/Cyl	Cty	Hwy	Fuel	Range
Town&Country FFV 2WD A-4	A-4	3.3/6	13	17	E85	320
			18	24	Gas	400
Voyager FFV 2WD	A-4	3.3/6	13	17	E85	320
			18	24	Gas	400

<b>DODGE</b>	Trans	Eng/Cyl	Cty	Hwy	Fuel	Range
Caravan FFV 2WD	A-4	3.3/6	13	17	E85	320
			18	24	Gas	400

### SPORT UTILITY VEHICLES 2WD

<b>CHEVROLET</b>	Trans	Eng/Cyl	Cty	Hwy	Fuel	Range
C1500 Tahoe 2WD	A-4	5.3/8	10	14	E85	290/340**
			14	18	Gas	420/500**

<b>GMC</b>	Trans	Eng/Cyl	Cty	Hwy	Fuel	Range
C1500 Yukon 2WD	A-4	5.3/8	10	14	E85	290/340**
			14	18	Gas	420/500**

<b>CHEVROLET</b>	Trans	Eng/Cyl	Cty	Hwy	Fuel	Range
C1500 Suburban 2WD	A-4	5.3/8	10	14	E85	290/340**
			14	18	Gas	420/500**

<b>GMC</b>	Trans	Eng/Cyl	Cty	Hwy	Fuel	Range
C1500 Yukon XL 2WD	A-4	5.3/8	10	14	E85	290/340**
			14	18	Gas	420/500**

### SPORT UTILITY VEHICLES 4WD

<b>CHEVROLET</b>	Trans	Eng/Cyl	Cty	Hwy	Fuel	Range
C1500 Suburban 4WD	A-4	5.3/8	10	13	E85	290/340**
			13	17	Gas	390/460**
C1500 Tahoe 4WD	A-4	5.3/8	10	13	E85	290/340**
			14	17	Gas	390/460**

<b>FORD</b>	Trans	Eng/Cyl	Cty	Hwy	Fuel	Range
Explorer FFV 4WD	A-5	4.0/6	11	15	E85	290
			15	20	Gas	370

<b>GMC</b>	Trans	Eng/Cyl	Cty	Hwy	Fuel	Range
C1500 Yukon 4WD	A-4	5.3/8	10	13	E85	290/340**
			14	17	Gas	390/460**
C1500 Yukon XL 4WD	A-4	5.3/8	10	13	E	290/340**
			13	17	Gas	390/460**

<b>MERCURY</b>	Trans	Eng/Cyl	Cty	Hwy	Fuel	Range
Mountaineer FFV 4WD	A-5	4.0/6	11	15	E85	290
			15	20	Gas	370

\* The fuel economy (mpg) values and driving ranges are not available for some models as of press time. See [www.fueleconomy.gov](http://www.fueleconomy.gov) for updated information.

\*\* Driving ranges are shown for standard and optional fuel tanks.

#### ABBREVIATIONS:

A- ..... Automatic Transmission  
 A-S ..... Special Automatic Transmission  
 AV ..... Continuously variable Transmission  
 Cty ..... MPG on City Test Procedure

Cyl ..... Number of Cylinders  
 E85 ..... 85% Ethanol/15% Gasoline  
 Eng ..... Engine Volume in Liters  
 FFV ..... Flexible Fuel Vehicle  
 Hwy ..... MPG on Highway Test Procedure

M- ..... Manual Transmission  
 NA ..... Not Available  
 Trans ..... Transmission Type



	Interior Volume			Pg
	2dr	4dr	hatch	
Rodeo Sport 4WD				17
Trooper 2WD				15
Trooper 4WD				17
<b>JAGUAR</b>				
Super V8		102/13		10
S-Type 3.0 Litre		99/12		10
S-Type 4.0 Litre		99/12		10
Vanden Plas	102/13			10
X-Type		90/16		8
XJ Sport		93/13		9
XJ8		93/13		9
XJR		93/13		9
XK8		75/11		7
XK8 Conv		70/10		6
XKR		75/11		7
XKR Conv		70/10		6
<b>JEEP</b>				
Grand Cherokee 2WD				15
Grand Cherokee 4WD				17
Liberty 2WD				15
Liberty 4WD				17
Wrangler 4WD				17
<b>KIA</b>				
Optima		100/13		10
RIO			88/20	9
Sedona				14
Spectra		93/10	93/14	9
Sportage				15, 17
<b>LAMBORGHINI</b>				
L-147 Murcielago				6
<b>LAND ROVER</b>				
Land Rover Disc Ser II				17
Range Rover				17
<b>LEXUS</b>				
ES 300		96/15		10
GS 300/GS 430		100/15		10
IS 300		89/11	89/22	9
LS 430		102/14		10
LX 470				17
RX 300			104/32	12
RX 300 4WD			104/32	12
SC 300/SC 430		75/9		6
<b>LINCOLN</b>				
Blackwood 2WD				13
Navigator 2WD				15
Navigator 4WD				17
<b>LINCOLN-MERCURY</b>				
Continental		101/19		11
Cougar	87/14			9
Grand Marquis		109/21		11
LS		104/13		10
Sable		102/16		10
Sable Sedan FFV			10, 20	
Sable Wagon		104/39		12
Sable Wagon FFV			12, 20	
Town Car		112/21		11
<b>MAZDA</b>				
626		97/14		10
B2300 2WD				13
B3000				13
B3000 4WD				13
B4000 2WD				13
B4000 4WD				13
Millenia		92/13		9
MX-5 Miata				6
Protege/Protege 5		93/13	93/20	9
Tribute 2WD				16
Tribute 4WD				17
<b>MERCEDES-BENZ</b>				
C230 Kompressor	85/16			9
C240		89/12		9
C32 AMG		89/12		9
C320		89/12		9
C320 Wagon			89/31	12
Cabriolet		76/9		7
CL500		88/12		9
CL55 AMG		88/12		9

	Interior Volume			Pg
	2dr	4dr	hatch	
CL600	88/12			9
CLK320	81/11			7
CLK320 Cabriolet	81/11			7
CLK430	81/11			7
CLK430 Cabriolet	76/9			7
CLK55 AMG Cabriolet	76/9			7
CLK55 AMG	76/9			7
E320		95/15		10
E320 Wagon		98/44		12
E320 4matic		95/15		10
E320 4matic Wagon		98/44		12
E430		95/15		10
E430 4matic		95/15		10
E55 AMG		95/15		10
ML320				17
ML500				17
ML55 AMG				17
S430		106/15		11
S500		106/15		11
S55 AMG		106/15		11
S600		106/15		11
SL500	50/8			6
SL600	50/8			6
SLK230 Kompressor	48/10			6
SLK32 AMG	48/10			6
SLK320	48/10			6
<b>MERCURY</b>				
Mountaineer 2WD				16
Mountaineer 4WD				17
Mountaineer 4WD FFV				17
Mountaineer FFV 4WD				20
Villager FWD Wagon				14
<b>MITSUBISHI</b>				
Diamante Sedan	101/14			10
Eclipse		79/17		7
Eclipse Spyder	75/7			6
Galant		96/14		10
Lancer		94/11		9
Mirage	86/11			7
Montero				17
Montero Sport 2WD				16
Montero Sport 4WD				17
Nativa 2WD				16
Nativa 4WD				17
<b>NISSAN</b>				
Altima		103/16		10
Frontier 2WD				13
Frontier V6 2WD				13
Frontier V6 4WD				14
Maxima		102/15		10
Pathfinder 2WD				16
Pathfinder 4WD				17
Quest				14
Sentra		88/12		9
Xterra 2WD				16
Xterra V6 2WD				16
Xterra V6 4WD				17
<b>OLDSMOBILE</b>				
Alero	93/14	91/14		9
Aurora		105/15		10
Bravada 2WD				16
Bravada 4WD				17
Intrigue		102/17		10
Silhouette AWD				15
Silhouette FWD				14
<b>PONTIAC</b>				
Aztek AWD				17
Aztek FWD				16
Bonneville		104/16		11
Firebird	84/12			7
Grand Am	92/14	90/14		9
Grand Prix	99/16	98/16		11
Montana AWD				15
Montana FWD				14
Sunfire	87/12	92/13		9
<b>PORSCE</b>				
911 Carrera 4 Cabriolet	68/5			6
911 Carrera 4S	68/5			6
911 Carrera	70/5			6
911 Carrera Cabriolet	68/5			6
911 GT2				6
911 Targa	68/5			7

	Interior Volume			Pg
	2dr	4dr	hatch	
911 Turbo	68/5			7
Boxster				6
Boxster S				6
<b>ROLLS ROYCE MOTOR CARS LTD.</b>				
Corniche		82/7		7
Park Ward		120/12		11
Silver Seraph		106/12		11
<b>ROUSH PERFORMANCE</b>				
Stage 3 Mustang	79/9			7
<b>SAAB</b>				
9-3				11
9-3 Conv	80/13			7
9-3 Viggen				11
9-3 Viggen Conv	80/13			7
9-5				11
9-5 Wagon				12
<b>SATURN</b>				
L100/200		97/18		11
L300		97/18		11
LW200		98/34		12
LW300		98/34		12
SC	84/11			7
SL	91/12			9
<b>SUBARU</b>				
Forester AWD		94/32		17
Impreza AWD		88/11		7
Impreza Wagon AWD		90/18		12
Legacy AWD	91/12			9
Legacy Wagon AWD		96/34		12
<b>SUZUKI</b>				
Esteem		86/12		7
Esteem Wagon		86/24		12
Grand Vitara				16
Grand Vitara 4WD				17
Grand Vitara XL7				16
Grand Vitara XL7 4WD			16,	17
Vitara 2-DR				16
Vitara 2-DR 4WD				17
Vitara 4-DR				16
Vitara 4-DR 4WD				17
<b>TOYOTA</b>				
4Runner 2WD				16
4Runner 4WD				17
Avalon	106/15	106/16		11
Camry		102/17		11
Camry Solara	92/14			9
Camry Solara Conv	90/9			7
Celica	78/10	78/17		7
Corolla		88/12		9
Echo	88/14	88/14		9
Highlander 2WD				16
Highlander 4WD				17
Land Cruiser Wagon 4WD				17
MR2	46/2			6
Prius		89/12		9
Rav4 2WD				16
Rav4 4WD				17
RAV4 EV			16,	19
Sequoia 2WD				16
Sequoia 4WD				17
Sienna				15
Tacoma 2WD				13
Tacoma 4WD				14
Tundra 2WD				13
Tundra 4WD				14
<b>VOLKSWAGEN</b>				
Cabrio	82/8			7
Eurovan				15
Eurovan Camper				14
Golf		88/18	9,	19
GTI		88/18		9
Jetta		87/13		9, 19
Jetta Wagon		89/34		12, 19
New Beetle			85/12	7, 19
Passat		95/15		11
Passat 4motion		95/11		9
Passat Wagon		97/39		12
Passat Wagon 4motion		97/36		12

# SAMPLE FUEL ECONOMY LABEL

(Attached to New Vehicle Window)

Use these two estimates to compare to other models.

Compare this vehicle to others by using the FREE FUEL ECONOMY GUIDE available in the dealer showroom.

This is the average estimate for city driving.

This is the average estimate for highway driving.

These numbers represent a range of fuel economy that most drivers achieve with this particular model.

These numbers represent the range of fuel economy for other models of this size class.

This fuel cost is based on 15,000 mi/yr at \$1.35 per gallon.

**CITY MPG**  
**61**

**HIGHWAY MPG**  
**68**


**Estimated Annual Fuel Cost:**  
**\$316**

See [www.fueleconomy.gov](http://www.fueleconomy.gov)

2002 GREEN CAR 2WD, 3 CYL, 1.0 LITER, MULTIPOINT FUEL INJECTION, 5-SPEED MANUAL TRANS, CATALYST.

**Actual Mileage** will vary with options, driving conditions, driving habits and vehicle's condition. Results reported to EPA indicate that the majority of vehicles with these estimates will achieve between 51 and 71 mpg in the city and between 57 and 79 mpg on the highway.

**For Comparison Shopping** All vehicles classified as TWO SEATERS have been issued mileage ratings ranging from 8 to 61 mpg city and 13 to 68 mpg highway.



Check the fuel economy label on the vehicle at the dealer showroom for its specific fuel economy (mpg) ratings. The ratings may vary slightly from the values in this Guide because of engine and fuel system differences not listed here.

THE DEPARTMENT OF ENERGY AND THE U.S. ENVIRONMENTAL PROTECTION AGENCY HAVE PROVIDED ELECTRONIC VERSIONS OF THIS GUIDE ON THE INTERNET:

[www.fueleconomy.gov](http://www.fueleconomy.gov)

BULK AND SINGLE COPIES OF THIS GUIDE ARE AVAILABLE FROM:

**NREL Fuel Economy Guide Request**  
1617 Cole Blvd., Ms 1633  
Golden, CO 80401  
1-800-423-1363