



# FuelEconomy.gov

## What is FuelEconomy.gov?

FuelEconomy.gov is an Internet resource that helps consumers make informed fuel economy choices when purchasing a vehicle and achieve the best fuel economy possible from the cars they own.

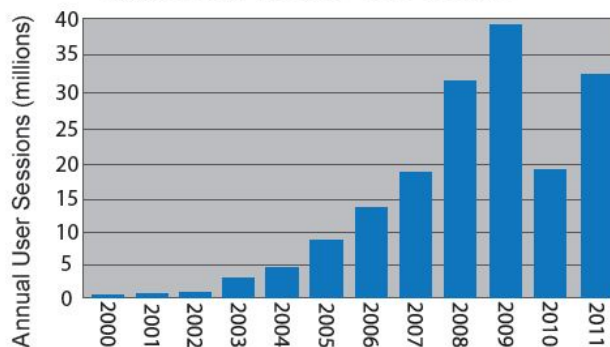
FuelEconomy.gov is maintained by the U.S. Department of Energy's (DOE's) Office of Energy Efficiency and Renewable Energy with data provided by the U.S. Environmental Protection Agency (EPA). The site helps fulfill DOE and EPA's responsibility under the Energy Policy Act of 1992 to provide accurate miles per gallon (MPG) information to consumers.

## What has FuelEconomy.gov accomplished?

In 2011 alone, FuelEconomy.gov is estimated to have helped to reduce U.S. petroleum consumption by over 750 million gallons by empowering consumers to make smarter and more informed decisions.

The visibility and influence of the site has increased dramatically since it was deployed in October 1999. As of September 2011, the site had hosted over 176 million user sessions. In 2011, over 1,400 television, Internet, and radio articles featured the site or information from the site, including CNN, the Wall Street Journal, and USA Today.

Visits to fueleconomy.gov have increased significantly over the past decade



\*In 2009, FuelEconomy.gov was used to administer the Department of Transportation's CARS ("Cash for Clunkers") program.



Fuel economy goes mobile! Consumers can now access EPA MPG estimates and other information using their cell phones at our new mobile site: [FuelEconomy.gov/m](http://FuelEconomy.gov/m).

Credit: Istock

## What kind of information does the site provide?

FuelEconomy.gov provides fuel economy estimates, energy and environmental impact ratings, fuel-saving tips, and other useful information.

- Fuel economy ratings for passenger cars and trucks from 1984 to the present
- User-provided, real-world fuel economy estimates
- Energy impact scores (petroleum consumption)
- Fuel economics
- EPA smog scores and greenhouse gas emissions
- Vehicles that can use alternative fuels (such as E85, natural gas, propane, and electricity)
- Links to fuel prices and safety ratings
- Tax incentives for plug-in electric-drive vehicles, hybrids, and alternative fuel vehicles
- Driving and vehicle maintenance tips
- Many features also provided in Spanish
- Many features also available on the website's mobile version, [FuelEconomy.gov/m](http://FuelEconomy.gov/m).

## What else can users do?

FuelEconomy.gov also provides tools to help consumers choose a fuel efficient vehicle that meets their needs.

- Make side-by-side comparisons
- Scan QR codes on new-car window stickers with

## Research Areas

Freight Flows

Passenger Flows

Supply Chain Efficiency

Transportation:  
Energy  
Environment

Safety  
Security

Vehicle  
Technologies

Oak Ridge National Laboratory  
managed by  
UT-Battelle, LLC  
for the  
U.S. Department of Energy  
under Contract number  
DE-AC05-00OR22725

their smart phone to see additional fuel economy and environment information about vehicles

- View best and worst MPG lists
- Calculate gallons and dollars saved due to better fuel economy
- Estimate, record, and track their own fuel economies

## An Up-Close Look at FuelEconomy.gov Features & Tools

**EPA MPG estimates** for vehicles from 1984 to the present. Users can view MPG for a single vehicle or compare up to four vehicles side-by-side.

New EPA MPG			
E85		GAS	
<b>16</b>		<b>22</b>	
13 City	20 Hwy	19 City	27 Hwy
Combined			


**Fuel economics** show consumers how much fuel they will use and what it will cost.

Cost to Drive 25 Miles	\$3.28	\$3.52
Fuel to Drive 25 Miles	1.56 gal	1.14 gal
Annual Fuel Cost*	\$1969	\$2116

**Energy impact scores** show each vehicle's estimated annual petroleum consumption (red, white, and blue barrels represent domestic; black barrels represent imported).

E85	GASOLINE
5.0 barrels/year	15.6 barrels/year

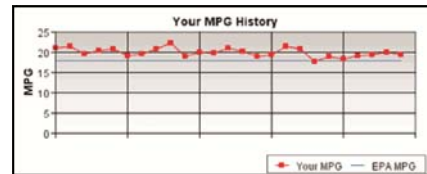
**Greenhouse gas emissions** (GHG) estimates show the amount of GHGs emitted by a vehicle each year along with a scale that compares the vehicle's tailpipe emissions to those of other vehicles.




**EPA smog scores** show the relative amount of health-damaging and smog-forming airborne pollutants the vehicle emits compared to other vehicles. EPA SmartWay or SmartWay Elite certification is given to those vehicles with top-tier smog and greenhouse gas scores.



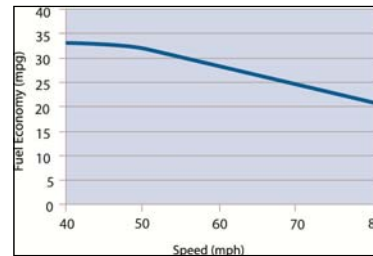
**Your MPG** helps users calculate and track their fuel economy and compare it with EPA test ratings. They can also share their MPG with other users.




Users can also view **real-world MPG estimates** for vehicles provided by other users. Individual and average statistics show the fuel economy other drivers are achieving.



**Gas-saving tips** for driving and maintenance help drivers achieve the best possible fuel economy.




**Educational videos** on fuel-economy-related topics developed for public television through a collaboration between DOE and "MotorWeek."



The downloadable **Fuel Economy Guide** allows users to print out fuel economy data for all vehicles in a model year. Downloadable guides are available for model years from 2000 to the present.

**More Information**  
If questions remain, contact:  
[FuelEconomy@ornl.gov](mailto:FuelEconomy@ornl.gov)



For more information please contact:  
David Greene  
(865) 946-1310  
[dlgreene@ornl.gov](mailto:dlgreene@ornl.gov)

Center for Transportation Analysis  
2360 Cherahala Boulevard  
Knoxville, TN 37932  
865-946-1311  
Website: [cta.ornl.gov](http://cta.ornl.gov)