


Think. Plan. Act.

Piense. Planifique. Actúe.
Panse. Planifye. Aji.



Your Guide to **Hurricane** Readiness

Su Guía de Preparación para los Huracanes

Gid Preparasyon pou Siklòn



Delivering Excellence Every Day

Phone Numbers & Web Addresses

9-1-1 Emergencies

3-1-1 Government Information

Toll-free outside Miami-Dade County
1-888-311-DADE (3233)
TTY/TDD: 305-468-5402

2-1-1 Family Social Services

TTY: 305-644-9449

American Red Cross

305-644-1200
www.miamiredcross.org

Miami-Dade Department of Emergency Management

www.miamidade.gov/oem

Federal Emergency Management Agency

1-800-621-FEMA (3362)
TDD: 800-462-7585
www.fema.gov

Florida Power and Light

1-800-4-OUTAGE (1-800-468-8243)
7-1-1 (hearing impaired)

AT&T

1-888-757-6500
TDD: 305-780-2273
6-1-1 (repairs)

Food safety during emergencies

www.foodsafety.gov/keep

Miami-Dade Alerts

Don't be the last to know when a hurricane is coming. Sign up for weather advisories with Miami-Dade Alerts. Find out more at <http://miamidade.gov/wps/portal/Main/safety>.

Did you know?

By dialing **3-1-1** you get one-on-one personal service in English, Spanish or Creole that provides the answers you need to questions about government services and programs.

Think. Plan. Act.

Your Guide to **Hurricane** Readiness

- 04 Stay Safe During a Storm**
- 05 Local Commission Offices**
- 06 Watches & Warnings**
- 08 Emergency Evacuation Assistance Program**
- 09 Assuring the Safety of Your Pets**
- 10 Gearing Up On a Budget**
- 11 Drinking Water Tips**
- 12 Do the Smart Thing: Clean Up Before the Storm**
- 14 Your Disaster Kit Checklist**
- 16 As a Hurricane Approaches**
- 18 During a Hurricane**
- 20 After a Hurricane**
- 22 Enfomasyon en Kreyol**
- 23 Información en Español**
- 24 About Evacuation**
- 25 Know Your Evacuation Zone**
- 26 Assistance for People With Disabilities / Helping Travelers**
- 27 Transportation**



Carlos Alvarez, *Mayor*

Board of County Commissioners

Dennis C. Moss, *Chairman*; José "Pepe" Díaz, *Vice-Chairman*; Barbara J. Jordan, *District 1*; Dorrin D. Rolle, *District 2*; Audrey M. Edmonson, *District 3*; Sally A. Heyman, *District 4*; Bruno A. Barreiro, *District 5*; Rebeca Sosa, *District 6*; Carlos A. Giménez, *District 7*; Katy Sorenson, *District 8*; Dennis C. Moss, *District 9*; Sen. Javier D. Souto, *District 10*; Joe A. Martínez, *District 11*; José "Pepe" Díaz, *District 12*; Natacha Seijas, *District 13*
Harvey Ruvín, *Clerk of Courts*; Pedro J. García, *Property Appraiser*; George M. Burgess, *County Manager*; Robert A. Cuevas Jr., *County Attorney*

Miami-Dade County provides equal access and equal opportunity in employment and services and does not discriminate on the basis of disability. "It is the policy of Miami-Dade County to comply with all of the requirements of the Americans with Disabilities Act."

Do Your Part to Stay Safe During a Storm

The Atlantic Hurricane Season runs from June 1 through Nov. 30. Although the past few seasons have been relatively quiet, we should guard against complacency through preparation.

By planning ahead, you help ensure that you and your loved ones stay safe and secure. You'll also save yourself time, money and worry.

The information in this guide is designed to help you plan, with important facts and useful advice on how to protect your family and property. As you leaf through its pages, you're likely to find answers to questions you may have about hurricane readiness. But if you don't find the answer you're looking for, remember you can call 3-1-1 to speak to an Answer Specialist or click www.miamidade.gov where you'll find expanded information.

Sincerely,



Carlos Alvarez
Mayor
Miami-Dade County



Dennis C. Moss
Chairman
Board of County Commissioners

For more information on hurricane preparedness in your area, call your local commission office.



District 9
Chairman Dennis C. Moss

North District Office
10710 SW 211 Street
Suite 206
Miami, Florida 33189
305-234-4938

South District Office
1634 NW 6th Avenue
Florida City, Florida 33034
305-245-4420
dennismoss@miamidade.gov



District 1
Barbara J. Jordan

District Office
2780 NW 167 Street
Miami Gardens, FL 33054
305-474-3011
bjordan@miamidade.gov



District 2
Dorrin D. Rolle

District Office
900 NE 125th Street
Suite 200
Miami, Florida 33161
305-694-2779
district2@miamidade.gov



District 3
Audrey Edmonson

District Office
Caleb Center
5400 NW 22nd Avenue
Suite 701
Miami, Florida 33142
305-636-2331
district3@miamidade.gov



District 4
Sally A. Heyman

District Office
1100 NE 163rd Street
Suite 303
N. Miami Beach, FL 33162
305-787-5999
district4@miamidade.gov



District 5
Bruno A. Barreiro

Miami Office
1454 SW First Street
Suite 130
Miami, FL 33135
305-643-8525

Miami Beach Office:
1700 Convention Center Dr.
1st Floor
Miami Beach, FL 33139
District5@miamidade.gov



District 6
Rebeca Sosa

District Office
1000 SW 57th Avenue
Suite 201
Miami, Florida 33144
305-267-6377
district6@miamidade.gov



District 7
Carlos A. Gimenez

District Office
6330 Manor Lane
Suite 100
South Miami, FL 33143
305-669-4003

West Grove Office
Frankie Rolle Center
3750 S Dixie Highway
Miami, FL 33133
305-446-3311
district7@miamidade.gov



District 8
Katy Sorenson

District Office
10710 SW 211 Street
Suite 204
Miami, Florida 33189
305-378-6677
district8@miamidade.gov



District 10
Javier D. Souto

District Office
9766 Coral Way
Suite One
Miami, Florida 33165
305-222-2116
javiersouto@miamidade.gov



District 11
Joe A. Martinez

District Office
1401 SW 107th Avenue
Suite 301M
Miami, Florida 33174
305-552-1155
district11@miamidade.gov



District 12
José "Pepe" Díaz

District Office
8345 NW 12th Street
Miami, FL 33126
305-599-1200
district12@miamidade.gov



District 13
Natacha Seijas

Stephen P. Clark Center
111 NW 1st Street
Suite 320
Miami, Florida 33128
305-375-4831

This guide was funded in part by a grant from the Federal Emergency Management Agency.


Rele 3-1-1 pou jwenn gid siklòn w an an Kreyòl.

Your Guide to Hurricane Readiness





Watches & Warnings



Terms You Need to Know

- **Tropical Storm Watch**
Tropical storm conditions (sustained winds of 39 to 73 mph) are possible within the specified coastal area within 48 hours.
- **Tropical Storm Warning**
Tropical storm conditions (sustained winds of 39 to 73 mph) are expected somewhere within the specified coastal area within 36 hours.
- **Hurricane Watch**
Hurricane conditions (sustained winds of 74 mph or higher) are possible within the specified coastal area. Because hurricane preparedness activities become difficult once winds reach tropical storm force, the hurricane watch is issued 48 hours in advance of the anticipated onset of tropical-storm-force winds.
- **Hurricane Warning**
Hurricane conditions (sustained winds of 74 mph or higher) are expected somewhere within the specified coastal area. Since hurricane preparedness activities become difficult once winds reach tropical storm force, the hurricane warning is issued 36 hours in advance of the anticipated onset of tropical-storm-force winds.

Dos & Don'ts

During a hurricane watch or warning...

- Don't begin any pruning or cleanup activities or place trash at the curb.
- If you must dispose of bulky waste during a watch or warning, take it to your nearest Trash & Recycling Center. These sites will remain open to accept trash, weather conditions permitting.
- Garbage and recycling services are suspended during a warning. Be sure to secure your garbage and recycling carts inside a utility room or garage so that they do not become flying debris in a storm.

Special Needs Registry and Emergency Evacuation Assistance Program

Miami-Dade residents who require daily skilled nursing care, assistance with daily living, or have life-saving medical equipment dependent on electricity should register for the **Special Needs & Emergency Evacuation Assistance Program** (PSN/EEAP). This program is specifically for those individuals who live alone or with their families, and not in a managed care facility such as an assisted living facility (ALF) or nursing home.

Resources are limited and evacuation centers don't provide the comforts of home, so it's best to find accommodations with family or friends if possible. However, if you need to make use of one of the County's specialized evacuation centers, it's important that you bring along your evacuation center necessities, including bedding, personal hygiene, food, water, medicines and medical equipment. In addition, if you require a caregiver, that caregiver should accompany and remain with you.

When an evacuation is imminent, those individuals on the **Special Needs Registry** receive priority, so don't wait to apply — do so now. Applications are available in Creole, English and Spanish. They may be requested by calling 3-1-1, or you can download them from the following website: www.miamidade.gov/oem.



Assuring the Safety of Your Pets

Whatever plans you make for yourself, remember to include your pets. If you're riding out the storm in the home of a family member, friend or neighbor, take your pets with you. If you need to go to an evacuation center, Miami-Dade County has **Pet-Friendly Hurricane Evacuation Centers**. For the application and instructions on accessing these centers, please visit www.miamidade.gov/animals.

If you have no alternative but to leave your pet at home, there are some **precautions you must take**. Confine your pet to a safe area inside — never leave your pet outside! Provide them with bedding and leave them food and plenty of water. Place a notice that is protected in clear plastic, outside in a visible area. It should advise what pets are in the house and where they are located. Your notice should also provide the number where you or a contact can be reached, and the name and phone number of your vet.



In addition:

- Make sure all vaccines and shots are up to date
- Place I.D. tags on appropriate collars
- Having the pet micro-chipped or tattooed by your vet helps ensure reunification if lost

Gearing Up On a Budget

Residents spend hundreds of dollars every year purchasing hurricane supplies such as bottled water, gasoline and non-perishable food items. In many cases, people wait until a storm threatens South Florida to make a last-minute rush to local stores to purchase supplies, usually resulting in a large expenditure.

Remember, it's more cost-efficient to build your kits little by little, using what you already have at home whenever possible. Here are some other tips you should keep in mind:

- Purchase an extra can or box of non-perishable food or other supplies for your hurricane kit during each trip to the grocery store, making use of coupons and sales when available.
- Combine resources with family, friends and neighbors to save money buying in bulk, then divide the items up.
- Fill containers 2/3 full with tap water and keep them in your freezer for ice after a storm.
- Make bed rolls from your existing comforters and blankets.

Sign up for free **Miami-Dade County Webcasting Alerts.**

With our webcasting system, you can tune in to live coverage of emergency press conferences, meetings of the Miami-Dade Board of County Commissioners and much more.

Write to webcast@miamidade.gov and request to receive alerts of webcasting meetings today.

Drinking Water Tips

Watch the news when a hurricane is threatening Miami-Dade County and you're sure to see people grabbing bottled water from store shelves. But why go to the store and fight the crowds for water when there's a better way...

This hurricane season, instead of buying bottled water, invest in plastic water containers for your family.

- Plastic water containers are available in a variety of sizes, from four to 10 gallons or more, and some are collapsible or can be folded easily for storage. They're built to last for years, so you'll save money in the long run.
- Make sure you get enough plastic containers so everyone in your family — including your pets — has enough water to last several days. Calculate about one gallon per person per day and you should be okay.
- When you bring your plastic containers home, don't fill them up just yet. Keeping water stored a long time could attract harmful bacteria and make the water taste stale. Wait until a hurricane warning is announced first.
- Worried that the container might be "icky" when you fill it? Not a problem. Wash it out with soap and water first, and then rinse it well. Next, fill it with a solution of 1 tablespoon of unscented household chlorine bleach — the kind used for laundry — per gallon. Let it sit ten minutes, then pour out the solution and rinse the container well. It's now ready to be filled up with tap water.



Follow this advice and you won't have to worry that your favorite store is out of bottled water the next time a hurricane heads our way.



Do the Smart Thing: Clean Up Before the Storm

Residential customers can take advantage of the following waste services to prepare for hurricane season:

- Take tree cuttings and other household trash to one of the 13 Neighborhood Trash & Recycling Centers (TRCs):

North Dade
21500 NW 47 Avenue

Norwood
19901 NW 7 Avenue

Golden Glades
140 NW 160 Street

Palm Springs North
7870 NW 178 Street

West Little River
1830 NW 79 Street

Snapper Creek
2200 SW 117 Avenue

Sunset Kendall
8000 SW 107 Avenue

Richmond Heights
14050 Boggs Drive

Chapman Field
13600 SW 60 Avenue

Eureka Drive
9401 SW 184 Street

West Perrine
16651 SW 107 Ave

South Miami Heights
20800 SW 117 Court

Moody Drive
12970 SW 268 Street

- Schedule a curbside bulky waste pickup by calling 3-1-1, or schedule a pickup online at www.miamidade.gov/dswm.
- Dispose of small trash items with twice-weekly garbage collection service. If you receive automated service, all waste must fit in the EZ GO Waste Cart and the lid must close.
- If you receive manual collection service, small trash items may be set out in bags, cans or bundles with your household garbage. Items should weigh no more than 50 lbs. each and bundles should measure no more than 4 ft. in length.
- Take hazardous home chemicals (oil based paints, pesticides, pool chemicals, etc.) to one of the County's two Home Chemical Collection Centers, located at 8831 N.W. 58 Street and 23707 S.W. 97 Avenue, Gate B. These centers are open Wednesday through Sunday from 9 a.m. to 5 p.m.





Your Disaster Kit Checklist

You should assemble supplies you might need in an evacuation or disaster. Store them in an easy-to-carry container such as a backpack or duffle bag. Use the suggestions below to check off items as you include them. Blank spaces have been provided for items you may want to add to the list.

- Bottled water*
- Non-perishable packaged or canned food
- Non-electric can opener
- Change of clothing, rain gear and sturdy shoes
- Bedding
- First aid kit and prescription medications
- Extra pair of glasses

- Battery-powered radio, flashlight and plenty of extra batteries
- Cash
- Extra set of car keys
- Phone list of family physicians
- List of important family information; the style and serial number of medical devices such as pacemakers, etc.
- Special items for infants, elderly or disabled family members
- Current utility bill to prove residency should your area be secured due to damage

- _____
- _____
- _____
- _____

A comprehensive list of disaster supplies can be found on FEMA's "Are You Ready" web site:
www.fema.gov/areyouready

*remember to rotate out and replace prior to the expiration date





As a Hurricane Approaches



Prior to the start of hurricane season you should have your disaster kits and emergency supplies fully stocked. Once a hurricane warning is declared, most of your preparations should be directed toward your home.

Do

- Secure your home, inside and out, including windows, doors and boats. Bring in lawn furniture, garbage carts and accessories that could become airborne.
- Charge all mobile phones and keep a corded phone handy.
- Withdraw cash from the bank.
- Get fuel for your car, generator and other gas-powered tools.
- Protect your electronics with surge protectors and waterproof coverings.
- If you own a boat, use double lines at a marina or consider dry-dock storage.
- Monitor the storm's progress.
- Visit www.miamidade.gov or call 3-1-1 for updates on County services. Depending on conditions, bus, rail, garbage collection and recycling service, as well as airport and seaport operations, could be affected.


- Secure your garbage and recycling carts inside a utility room or garage so that they do not become airborne. You'll need your carts to ensure that you get service after the storm.
- Verify if you live in an evacuation zone by visiting www.miamidade.gov/oem or by calling 3-1-1. If an evacuation is ordered for your zone, seek shelter outside of the evacuation zone, such as at the home of a family member or friend. Go to one of the Hurricane Evacuation Centers as a last resort.

Don't

- Do not begin any tree pruning or household cleanup activities. If you must dispose of tree trimmings, take them to a Neighborhood Trash & Recycling Center.
- Do not place any bulky waste on the right-of-way.




During a Hurricane



When a hurricane threatens, there's a right way to watch and wait — here's how...

- Stay indoors and in your “safe room” until the departure of hurricane force winds.
- Monitor your radio or TV for weather updates and instructions from public safety officials.
- If flooding threatens your home, turn off electricity at the main breaker.
- Fight the temptation to go outside during the “eye of the storm”; there's only a brief period of calm before hurricane force winds come back from the opposite direction.
- Make sure you take your emergency kit and disaster supplies with you if you move from room to room.
- If you lose power, turn off all major appliances.
- Use flashlights, not candles or kerosene lamps, as your light source.
- Avoid using the phone and do not take a bath or shower during the storm.
- Keep children informed about what's happening and watch for signs of stress.
- Keep animals in their carriers.
- Get in the tub or under a mattress if your home begins to come apart.

Get Miami-Dade Alerts sent directly to your phone, e-mail address or pager. The service is free but your carrier may charge text messaging fees. To register, visit www.miamidade.gov/hurricane.



After a Hurricane



Studies show that many disaster-related injuries occur in the aftermath of a disaster. Keep your guard up after a storm passes with these tips:

- Remain inside until local authorities say it's safe to leave.
- Continue to monitor the radio or TV for advice and/or instructions from local government. Call 3-1-1 or go to www.miamidade.gov/dswm for information on waste collection services and hurricane debris pickups.
- If possible, implement your family communication plan and advise the selected point of contact that you're safe.
- Stay out of impacted areas; do not sightsee.
- Do not operate charcoal grills, propane camping stoves or generators indoors.
- Obey all curfew and emergency orders when issued.
- Do not drive or walk through standing water, it may be much deeper than you realize and there may be hidden hazards.
- Stay away from downed power lines and report them to FPL.
- Be patient and be careful; cleanup after a storm can take time.
- Inspect your home for damage, assuring that it's safe to stay there. Check for gas leaks if applicable.
- Discard any refrigerated food that you suspect has spoiled.
- Take small amounts of hurricane debris to a Trash and Recycling Center. Place large piles of debris on the right-of-way, away from fences, mailboxes, drains, powerlines and low-hanging wires. Do not place debris in vacant lots or in front of commercial properties, nurseries and farmland.
- Report lost or damaged garbage or recycling carts for replacement by calling 3-1-1.

Enfòmasyon en Kreyòl

Prepare Nou Pou Sezon Siklòn Lan

Ale jete branch bwa nou koupe yo ak lòt fatra kay la anvan yon menas tanpèt. Rele 3-1-1 oswa vizite www.miamidade.gov/dswm pou plis enfòmasyon epi pou jwenn gid siklòn w an an Kreyòl.

Pandan Pre-Alèt oswa yo Alèt Siklòn

Pa komanse ni netwaye ni plase fatra sou twotwa. Sant Fatra ak Sant Resiklaj yo (sig Angle TRC) va asepte fatra, depi kondiyon meteyo yo pèmèt. Rele 3-1-1 oswa vizite www.miamidade.gov/dswm pou jwenn sit yo.

Yo sispann sèvis vwari ak resiklaj pandan yon alèt. Mete bin fatra ak resiklaj yo anabri nan pyès ki gen aparèy menaje yo oswa nan garaj la.

Tcheke Lis Anka Dijans Wan

Kòmanse rasanble pwovizyon nesèsè yo anka yon evakyasyon. Mete yo nan dè bagay kote yap fasil pou transpòte tankou sakado oswa sak lame yo. Itilize lis ki sijere anba la-a pou tcheke atik yo pandan wap rantre yo nan sak yo. Yo kite espas vid sou lis la pou si genyen kèk lòt bagay w ta renmen ajoute sou li.

- Dlo nan Boutèy*
- Manje ki pap gate oswa manje nan kenn
- Ouvrebwat manyèl
- Rad derechanj, ekipman pou lapli ak soulye gwo nèg
- Dra/kouvèti
- Twous Premye Swen ak medikaman sou preskripsyon yo
- Yon pè linèt derechanj
- Radyo ak pil flach ak plizyè pil derechanj
- Lajan kach
- Yon kle oto derechanj
- Lis telefòn medsen fanmi an
- Lis enfòmasyon enpòtan lafami, modèl ak nimewo seri aparèy medikal tankou pacemakers, elatriye
- Atik espesyal pou ti bebe yo, grandèt yo oswa manm fanmi enfim yo
- Aktyèl bòdwo sèvis itilite piblik yo pou pwouve rezidans w si zòn katye lakay w an vin tonbe anba lòd sekirite poutèt destriksyon ki fèt ladan'l
- _____
- _____
- _____
- _____

Yon lis byen detaye de pwovizyon nesèsè anka dezas disponib sou sitwèb FEMA a "Are You Ready":

www.fema.gov/areyouready.

*Sonje vire yo epi ranplase anvan dat ekspirasyon

Apres Yon Siklòn

- Tcheke medya lokal yo, rele 3-1-1 oswa vizite www.miamidade.gov/dswm pou enfòmasyon sou sèvis ranmasaj fatra ak ranmasaj debri siklòn yo.
- Pote jis yon ti kantite debri siklòn nan yon TRC. Mete gwo pil debri yo sou vwari a — lwen de antouraj yo, bwatalèt yo, twou drenaj yo, fil kouran yo ak fil pann yo. Pa mete yo sou teren vid yo, devan pòt pwopriyete komèsyal yo, machann plant jaden yo oswa fèm yo.
- Rapòte bin fatra oswa resiklaj ki kraze oswa pèdi pou jwenn ranplasman.
- Pran pasyans. Fè atansyon. Netwayaj apre yon tanpèt pran tan.

Información en Español

Prepárese Para la Temporada de Huracanes

Deshágase de recortes de árboles y otra basura doméstica antes de que amenace una tormenta. Llame al 3-1-1 o visite a www.miamidade.gov/dswm para obtener más información y para recibir su guía de preparación contra huracanes en español.

Durante una Alerta de Huracán o Aviso

No empiece con la limpieza o coloque basura en el bordillo de la acera. Los centros de basura y reciclaje (TRC, sigla en inglés) aceptarán basura si las condiciones climáticas lo permiten. Llame al 3-1-1 o visite a www.miamidade.gov/dswm para averiguar lugares.

Los servicios de basura y reciclaje se suspenden durante una alerta. Asegure la basura y el contenedor de reciclaje en un cuarto de su hogar y planchar o garaje.

Su Lista Para su Botiquín Para Desastres

Usted debería reunir los suministros que podría necesitar en una evacuación. Almacénelos en un contenedor que es fácil de transportar tal como una mochila o bolso grande. Use las sugerencias que siguen para tachar artículos al ir incluyéndolos. Espacios en blanco han sido proporcionados para artículos que usted podría querer agregar a la lista.

- Agua embotellada*
- Comida envasada que no es perecedera o comida enlatada
- Abre latas que no es eléctrico
- Cambio de ropas, equipo para la lluvia y zapatos firmes
- Mantas y frazadas
- Botiquín y medicinas recetadas
- Un par de anteojos adicional
- Radio a baterías, linterna y bastantes baterías adicionales
- Dinero en efectivo
- Juego de llaves adicional para el auto
- Lista telefónica de doctores de la familia
- Lista de información familiar importante; el estilo y número de serie de aparatos médicos como marcapasos, etc.
- Artículos especiales para bebés, personas de edad o miembros de la familia discapacitados
- Cuenta actual de la empresa de servicio público, para comprobar su residencia si su área está con el paso limitado debido a los daños
- _____
- _____
- _____
- _____

Una lista exhaustiva de suministros para desastres puede ser encontrada en el sitio web de FEMA (sigla en inglés) "Are You Ready": www.fema.gov/areyouready.

*acuérdese de rotar de acuerdo a su antigüedad y reemplazar antes de la fecha de vencimiento.

Después de un Huracán

- Fíjese en los medios de comunicación locales, llame al 3-1-1 o visite www.miamidade.gov/dswm para obtener información acerca de servicios de recogida de basura o escombros del huracán.
- Lleve pequeñas cantidades de escombros del huracán a un TRC (sigla en inglés). Ponga grandes montones de escombros en el borde de la acera — alejado de cercas, buzones de correo, cañerías del desagüe, cables eléctricos y cables cerca del suelo. No lo ponga en sitios baldíos, en frente de propiedades comerciales, viveros o tierras de labranza.
- Informe acerca de contenedores de basura o reciclaje dañados para que sean reemplazados.
- Sea paciente. Tenga cuidado. La limpieza después de una tormenta puede tardar tiempo.

About Evacuation

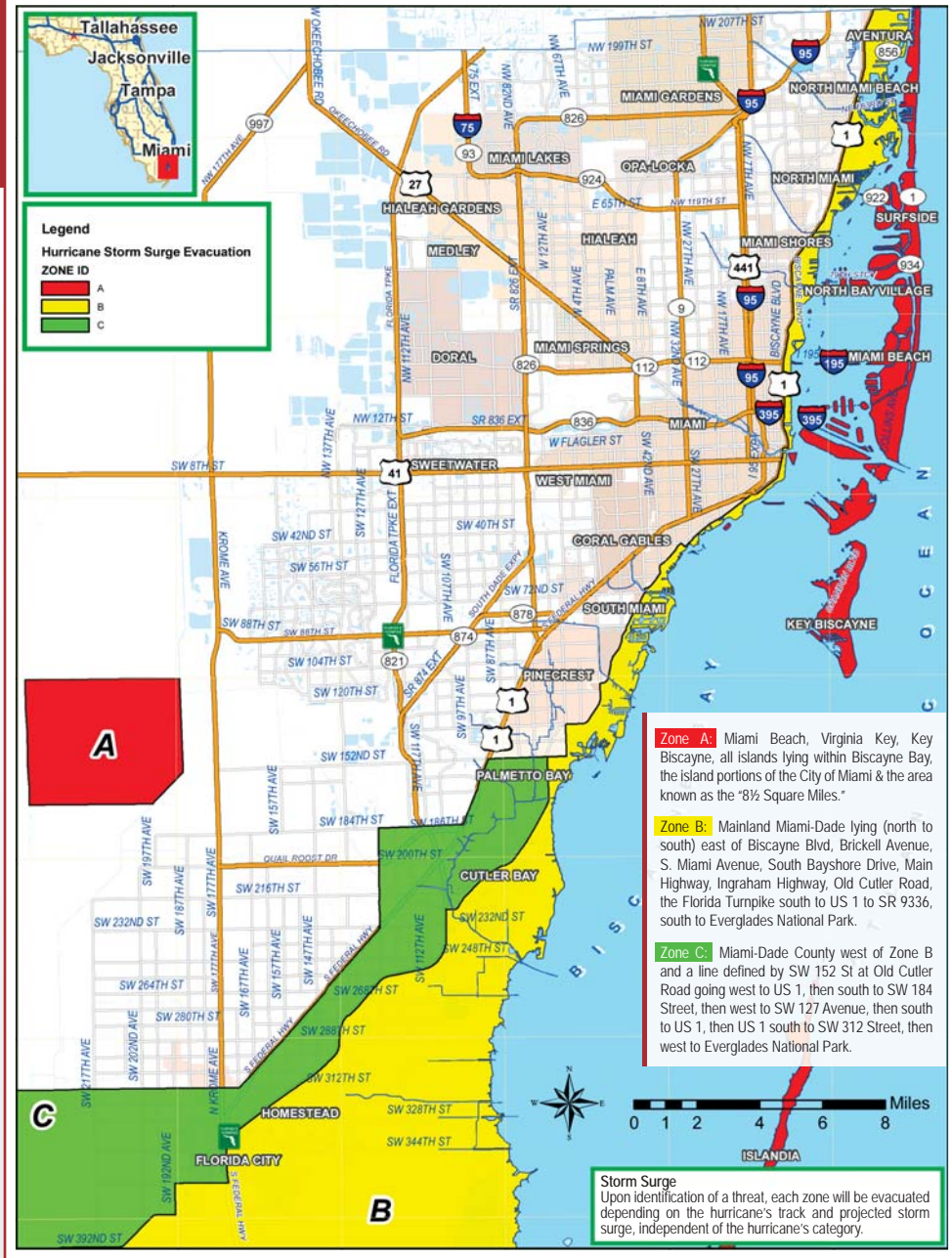
Hurricane Evacuation Centers should be considered a last resort. These centers are often crowded and offer little privacy.

If you need to make use of one of these centers it's important that you bring:

- Drinking water
- Snacks
- Prescription and emergency medications (refrigeration is available for these items only)
- Bedding; pillows, blankets, etc.
- Personal hygiene items
- Infant and child care, such as formula, diapers, toys, etc.
- Extra clothing
- Cash (in case you are unable to access any immediately after the hurricane)
- Special items for family members who are elderly or disabled
- Comfort materials such as books, magazines, cards, etc.

Please note: Service animals are permitted.

Know Your Evacuation Zone



Assistance for People With Disabilities

If you or someone you know has a physical challenge that doesn't require a specialized evacuation center, you may be readily accommodated at our Hurricane Evacuation Centers. All Miami-Dade County Hurricane Evacuation Centers exceed the specifications outlined in the U.S. Department of Justice (DOJ) Americans with Disabilities Act checklist for Emergency Shelters. In fact, Florida is one of only five states whose accessibility codes have been certified by the DOJ as being in compliance with the Americans with Disabilities Act.

In addition to our evacuation centers exceeding the ADA compliant criteria, the Department of Emergency Management's website includes information relevant to transfer assistance, refrigeration of medications, special needs enhanced beds, TTY/TDD machines, sign language interpreters, and the ability to recharge wheelchair batteries. Accessing information at www.miamidade.gov/oem is easy for people of all abilities.

Helping Travelers

Out-of-town visitors and house guests depend on you for advice and guidance during a weather emergency, especially during hurricane season. When it's determined that a hurricane will impact our community, out-of-town visitors are encouraged to alter their travel plans and depart the destination prior to the arrival of the storm. However, guests who are unable to depart should be included in your hurricane preparedness plans.

For more information on assisting visitors or people with disabilities during hurricane emergencies, visit www.miamidade.gov or call 3-1-1.

Transportation

The Basics

County transportation facilities and services shut down three hours before hurricane or tropical storm winds reach a sustained 39 miles per hour. For Seaport and Airport passenger information, you should contact your local carrier or call 3-1-1 for the latest news about closings. Local law enforcement agencies will put out advisories regarding when roadways and bridges will be locked down.

Emergency Evacuation

If you live in an emergency evacuation zone and your only choice is an official evacuation center, Miami-Dade Transit offers Emergency Evacuation Bus Pick-Up Sites by evacuation zone. To learn which of these are active during a particular storm, listen to local media, check the County's website at www.miamidade.gov, or call 3-1-1.

Special Needs Transportation

Some "People with Special Needs and Emergency Evacuation Assistance Program" registrants are eligible for transportation that's provided by County departments. Lift-gate buses and other specialized transportation will pick up those registered and take them from their homes to their assigned facility. To find out more about this service, call 3-1-1.

Boat & Marine

As you prepare for hurricane season, don't forget to secure your boat. Also remember that you should never try and ride out a hurricane in your boat. Once evacuations have started off the barrier islands, Intercoastal Waterway bridges will only be opened infrequently until lockdown.

More information is available at www.miamidade.gov/oem.





Delivering Excellence Every Day

**Emergency Management
& Homeland Security**
9300 N.W. 41st Street
Miami, FL 33178

Think. Plan. Act.

Your Guide to **Hurricane** Readiness

Get government info!

miamidade.gov **3-1-1**

