

ECONOMIC IMPACT ANALYSIS

(Version 1.4)

DOBBINS AIR RESERVE BASE/94 AIRLIFT WING - FY 12

TABLE 1
PERSONNEL BY CLASSIFICATION AND HOUSING LOCATION

As of: 1-Oct-12

CLASSIFICATION	LIVING ON BASE	LIVING OFF BASE	TOTAL
1. APPROPRIATED FUND MILITARY			
Active Duty	0	0	0
AGRs	0	61	61
Non-Extended Active Duty Res (incl TRs, ARTS(Part B))	0	1,585	1,585
Individual Mobilization Augmentees (IMAs)	0	0	0
TOTAL:	0	1,646	1,646
2. ACTIVE DUTY/AGR MILITARY DEPENDENTS			
	0	0	0
3. APPROPRIATED FUND CIVILIANS (Includes ARTS, Part A)			
General Schedule			448
Federal Wage Board			88
Other			2
TOTAL:			538
4. NON-APPROPRIATED FUND CONTRACT CIVILIANS AND PRIVATE BUSINESS			
Civilian NAF			64
Civilian BX			20
Contract Civilians (not elsewhere included)			101
Private Businesses On Base, By Type: Subway & AAFES Vendor			11
Branch Banks/Credit Union			8
Other Civilians (not elsewhere included)			0
TOTAL:			196

**ECONOMIC IMPACT ANALYSIS
DOBBINS AIR RESERVE BASE/94 AIRLIFT WING - FY 12**

**TABLE 2
ANNUAL PAYROLL BY CLASSIFICATION AND HOUSING LOCATION**

As of: 1-Oct-12

CLASSIFICATION	LIVING ON BASE (\$)	LIVING OFF BASE (\$)	TOTAL (\$)
1. APPROPRIATED FUND MILITARY			
Active Duty	\$0	\$0	\$0
AGRs	\$0	\$3,993,770	\$3,993,770
Non-Extended Active Duty Res (incl TRs, ARTS(Part B))	\$0	\$30,654,727	\$30,654,727
Individual Mobilization Augmentees (IMAs)	\$0	\$0	\$0
TOTAL:	\$0	\$34,648,497	\$34,648,497
2. APPROPRIATED FUND CIVILIANS			
General Schedule			\$33,632,822
Federal Wage Board			\$5,611,378
Other			\$161,057
		TOTAL:	\$39,405,257
3. NON-APPROPRIATED FUND CONTRACT CIVILIANS AND PRIVATE BUSINESS			
Civilian NAF			\$1,049,697
Civilian BX			\$770,000
Contract Civilians (not elsewhere included)			\$0
Private Businesses On Base, By Type:			\$347,675
Branch Banks/Credit Union			\$317,675
Other Civilians (not elsewhere included)			\$30,000
		TOTAL:	\$2,167,372
	TOTAL ANNUAL PAYROLL:		\$76,221,126

**ECONOMIC IMPACT ANALYSIS
DOBBINS AIR RESERVE BASE/94 AIRLIFT WING - FY 12**

**TABLE 3
EXPENDITURES FOR CONSTRUCTION, SERVICES, AND PROCUREMENT OF
MATERIALS, EQUIPMENT, AND SUPPLIES**

(Not including contracts for services supplied to other Air Force installations)

As of: 1-Oct-12

		ACTUAL ANNUAL EXPENDITURES
1. CONSTRUCTION		
Military Construction Program (Appropriation 3730)		\$0
O&M Minor Construction		\$49,711,079
Military Family Housing		\$0
Non-Appropriated Fund		\$0
Other		\$0

TOTAL:		\$49,711,079
 2. SERVICES		
Services Contracts *		\$51,752,084
Other Services (not elsewhere included)		\$13,763,877

TOTAL:		\$65,515,960
 3. OTHER EXPENDITURES		
Commissary		\$0
Base Exchange (BX)		\$61,200
Health (CHAMPUS, Government cost only)		\$0
Education (Impact aid and tuition assistance)		\$391,659
TDY		\$5,711,279
RPA:	\$3,858,729	
O&M:	\$1,852,550	
Other Materials, Equipment & Supplies (not elsewhere included)		\$74,420,097

TOTAL:		\$80,584,235
 TOTAL ANNUAL EXPENDITURES:		 \$195,811,274

* Includes only contracts in the local economic area or contracts requiring the use of locally supplied goods and services.

**ECONOMIC IMPACT ANALYSIS
DOBBINS AIR RESERVE BASE/94 AIRLIFT WING - FY 12**

**TABLE 4
ESTIMATE OF NUMBER AND DOLLAR VALUE OF INDIRECT JOBS CREATED**

As of: 1-Oct-12

See Attachment 4, Indirect Job Multipliers

Type of Personnel	# of Base Jobs	Indirect Job Multiplier (Atch 4)	# of Indirect Jobs
ACTIVE DUTY MILITARY	0	0.50	0
RESERVE/ANG/TRAINees	1,646	0.21	346
APF CIVILIANS	538	0.63	339
OTHER CIVILIANS	196	0.63	123
	-----		-----
TOTAL:	2,380		808

ESTIMATED NUMBER OF INDIRECT JOBS CREATED: 808

AVERAGE ANNUAL PAY FOR THE LOCAL COMMUNITY: **\$56,951**

ESTIMATED ANNUAL DOLLAR VALUE OF JOBS CREATED: **\$46,016,408**

Data Sources:

Multipliers: LMI Economic Impact Database, Installations and Indirect/Induced Job Multipliers, Feb 95

Avg Annual Pay: [See attachments to EIA Data Call](#)

**ECONOMIC IMPACT ANALYSIS
DOBBINS AIR RESERVE BASE/94 AIRLIFT WING - FY 12**

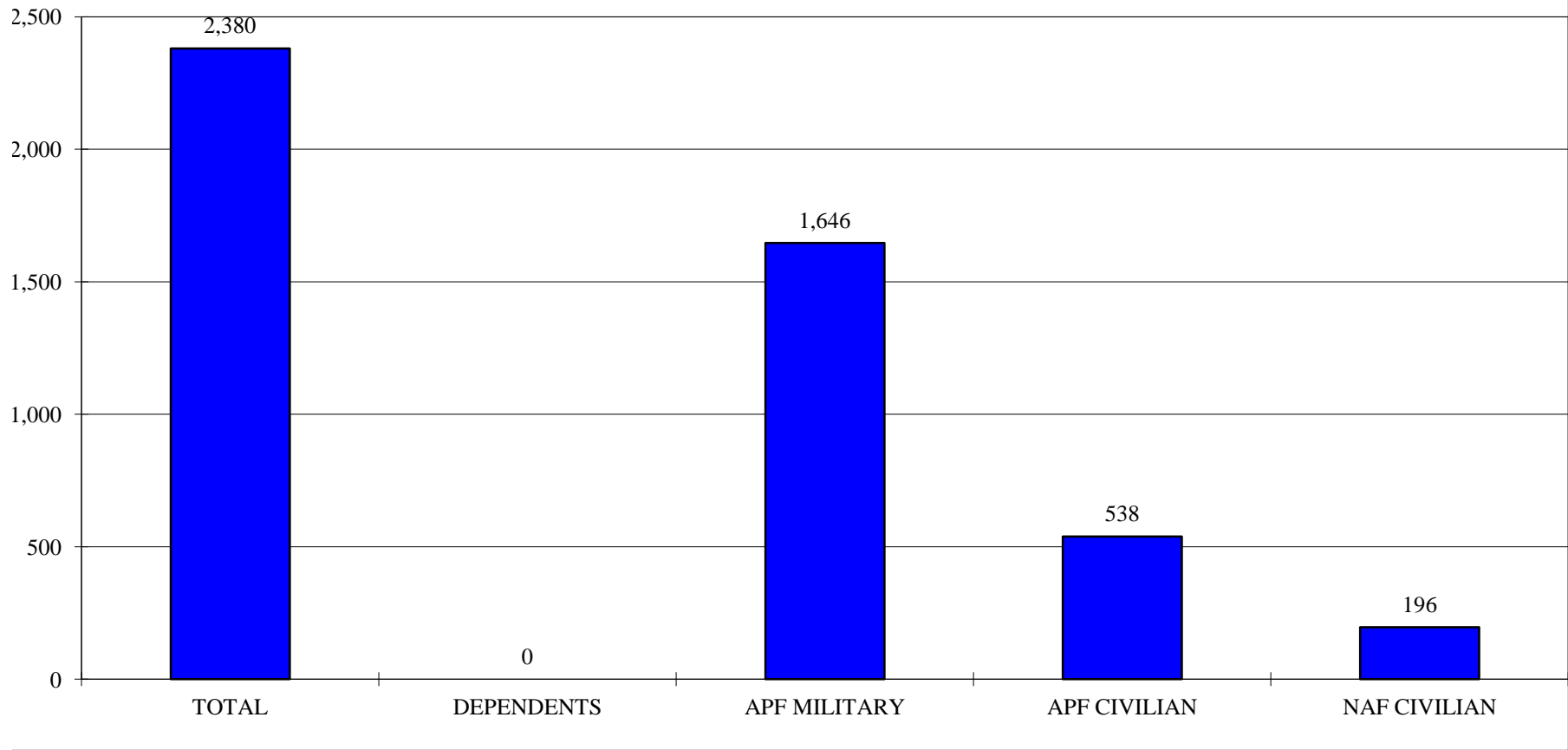
**TABLE 5
TOTAL ANNUAL ECONOMIC IMPACT ESTIMATE**

As of: 1-Oct-12

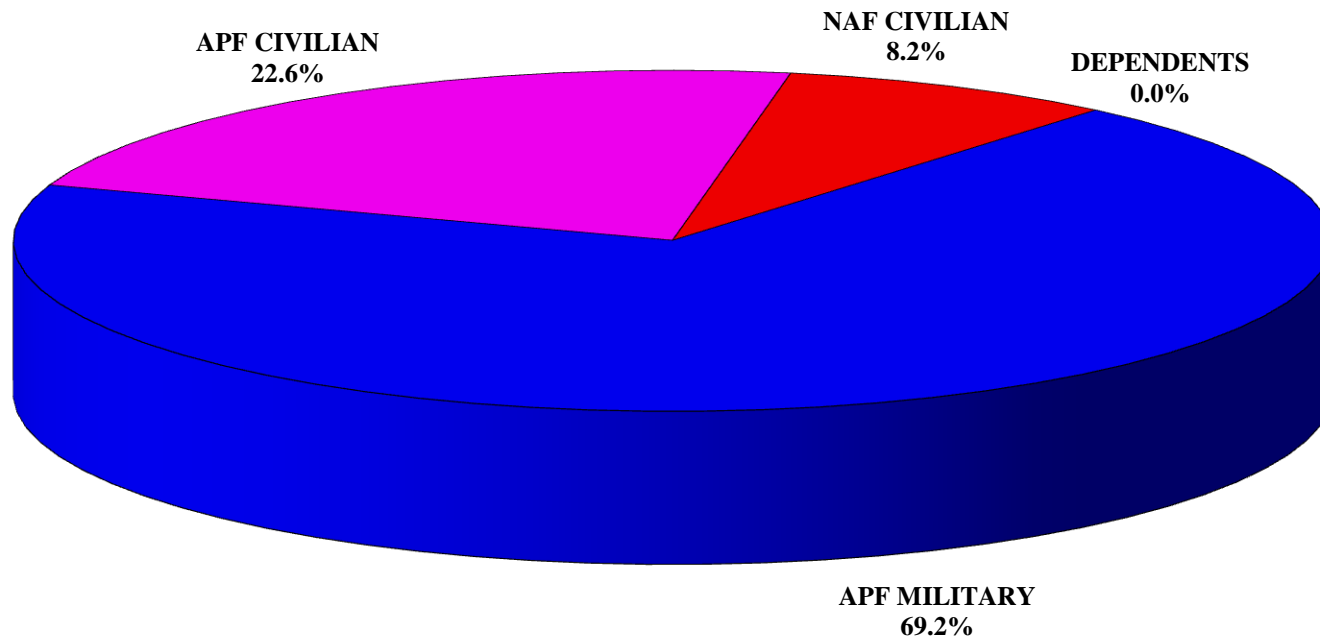
ANNUAL PAYROLL:		\$76,221,126
Military	\$34,648,497	
Federal Civilian	\$39,405,257	
Other Civilian	\$2,167,372	
ANNUAL EXPENDITURES:		\$195,811,274
ESTIMATED ANNUAL DOLLAR VALUE OF JOBS CREATED:		\$46,016,408
Estimated Indirect Jobs Created	808	
Average Annual Pay	\$56,951	
GRAND TOTAL ECONOMIC IMPACT:		\$318,048,809

PERSONNEL SUMMARY

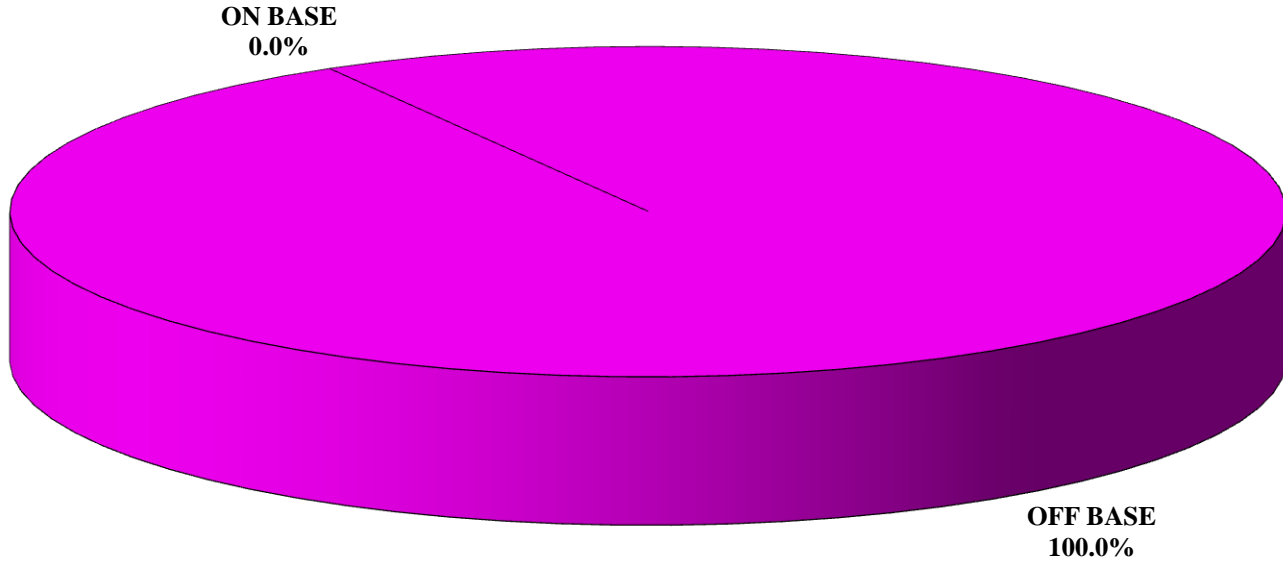
DOBBINS AIR RESERVE BASE/94 AIRLIFT WING - FY 12



**PERSONNEL SUMMARY BY %
DOBBINS AIR RESERVE BASE/94 AIRLIFT
WING - FY 12**

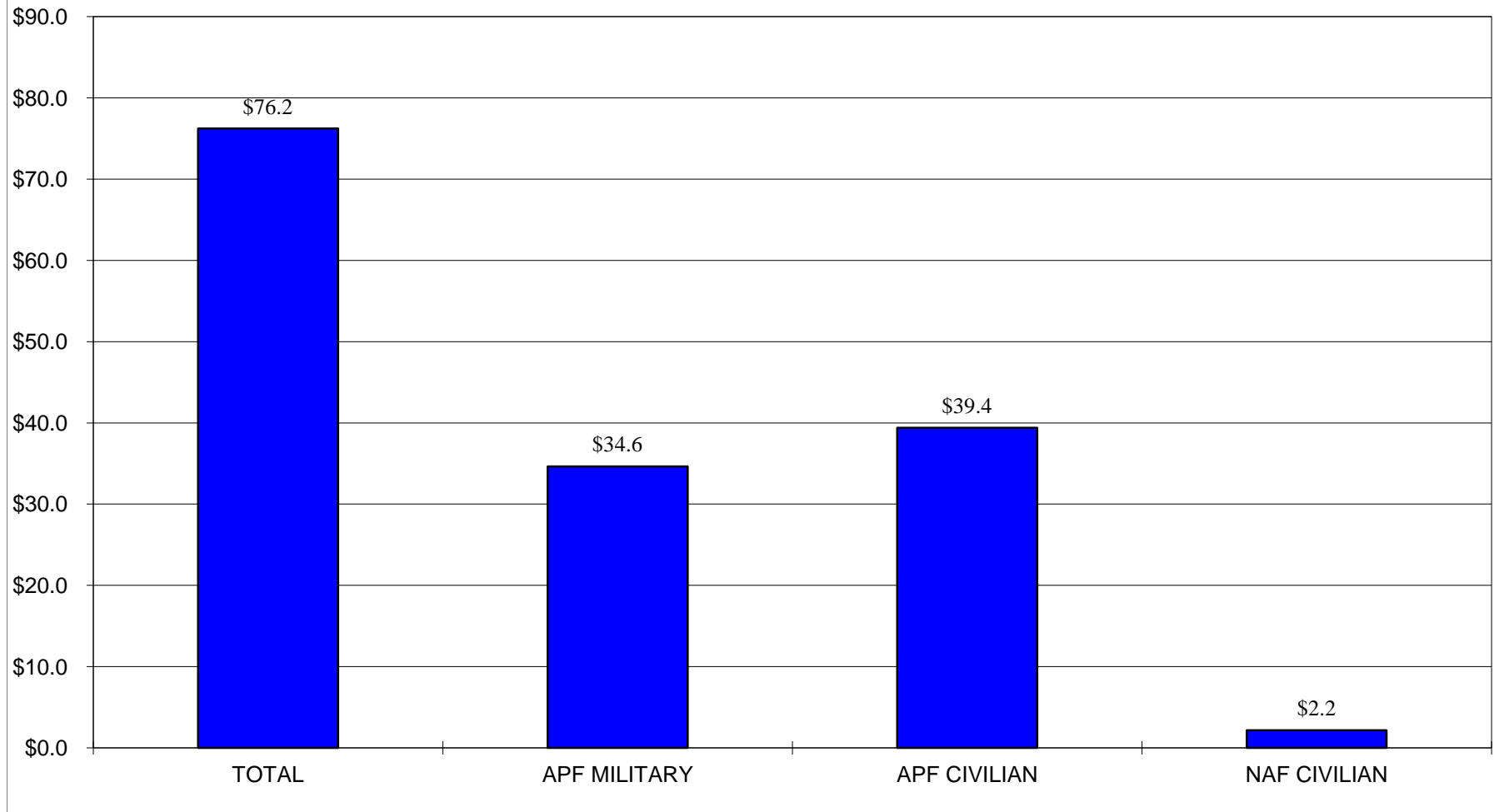


**% OF APPROPRIATED FUND MILITARY
PERSONNEL LIVING ON AND OFF BASE
DOBBINS AIR RESERVE BASE/94 AIRLIFT
WING - FY 12**

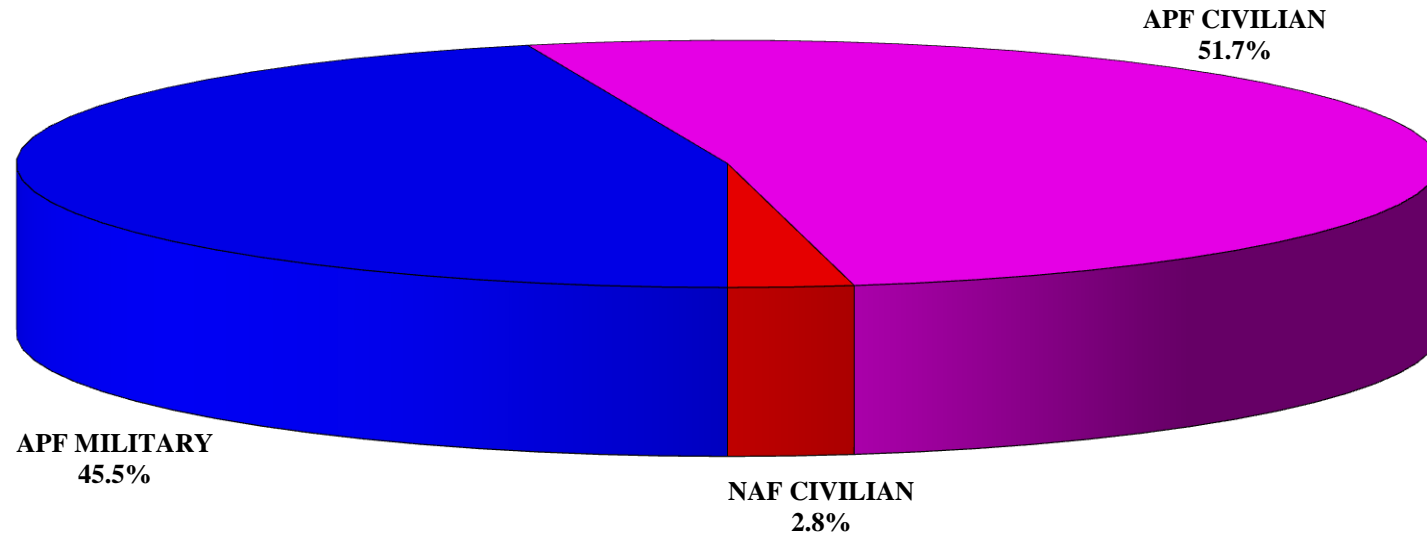


ANNUAL PAYROLL SUMMARY (\$M)

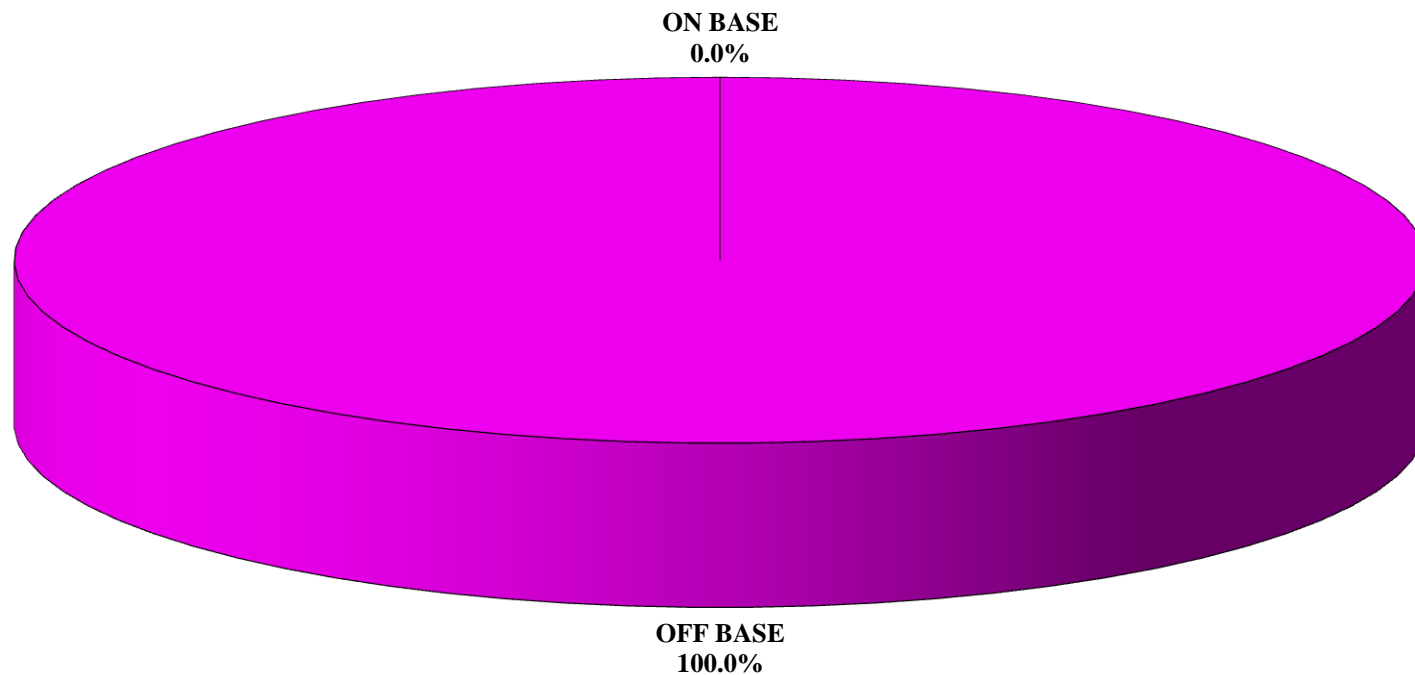
DOBBINS AIR RESERVE BASE/94 AIRLIFT WING - FY 12



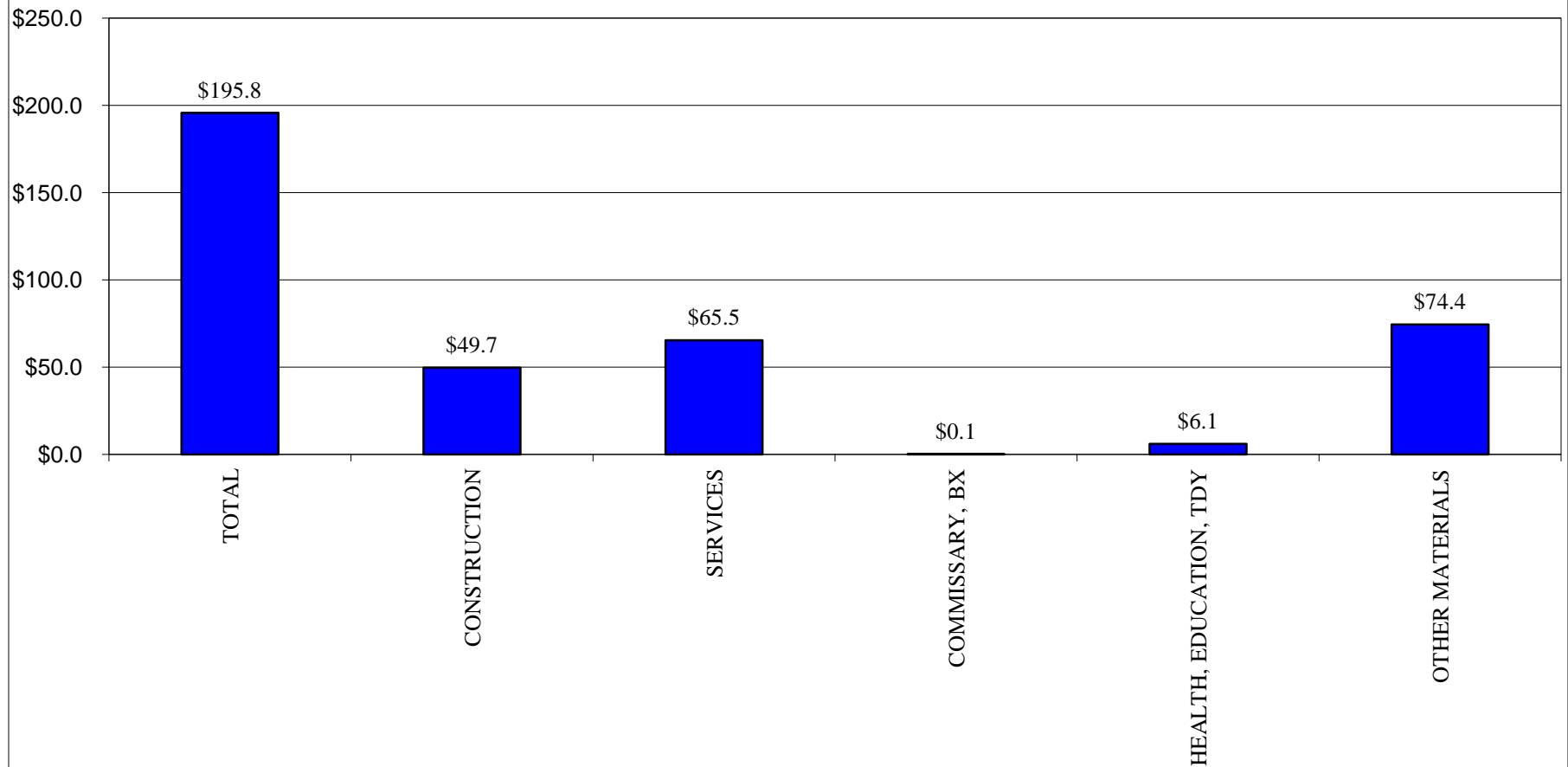
ANNUAL PAYROLL SUMMARY BY % DOBBINS AIR RESERVE BASE/94 AIRLIFT WING - FY 12



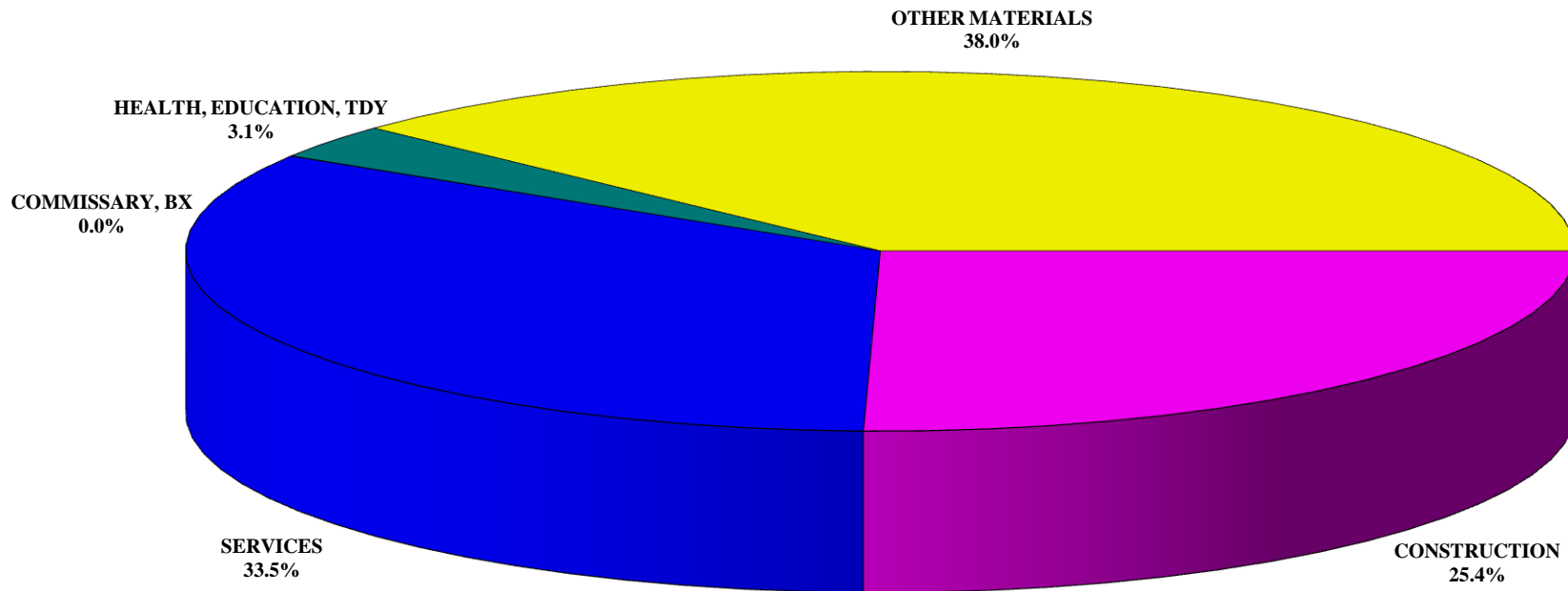
**% OF THE APPROPRIATED FUND MILITARY
PERSONNEL PAYROLL ATTRIBUTABLE TO
PERSONNEL LIVING ON AND OFF BASE
DOBBINS AIR RESERVE BASE/94 AIRLIFT
WING - FY 12**



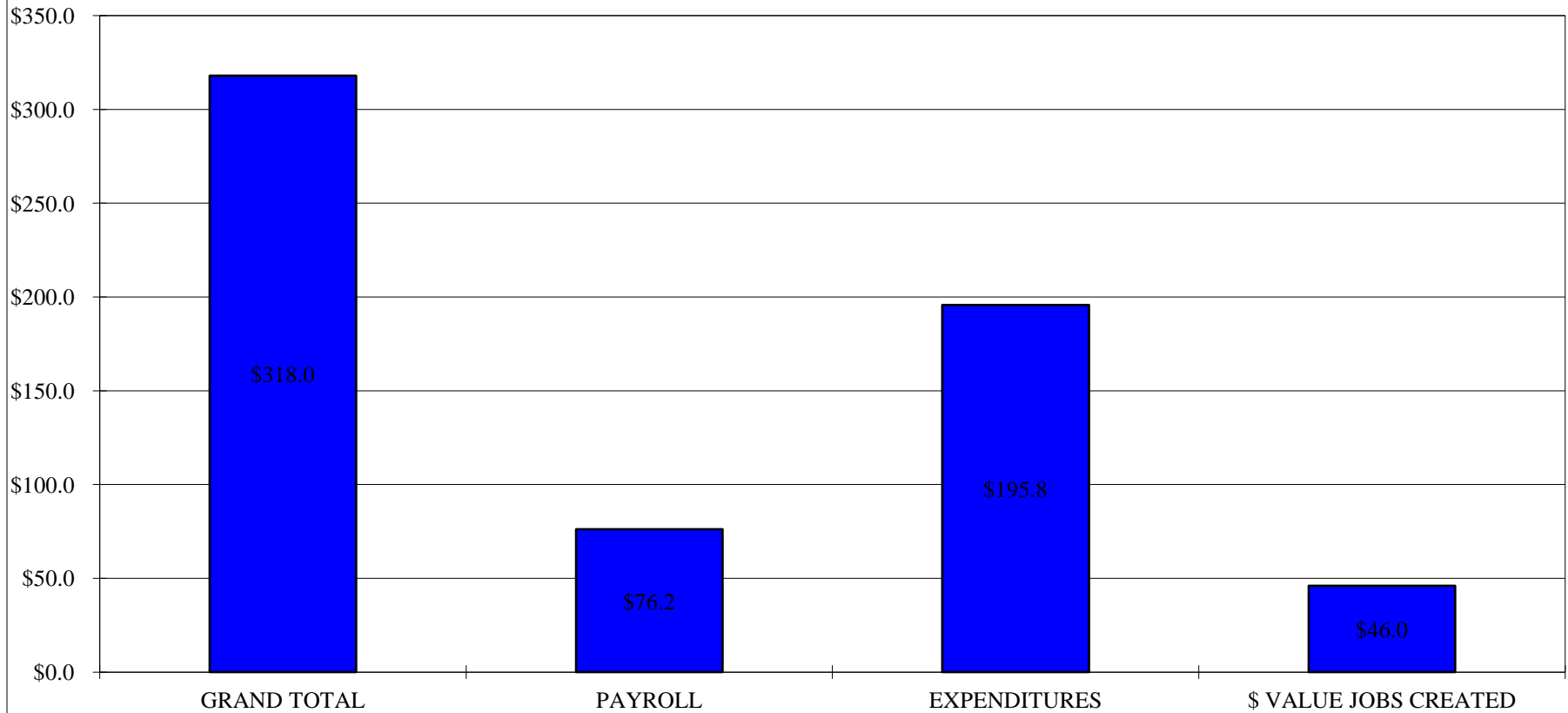
ANNUAL EXPENDITURE SUMMARY (\$M) DOBBINS AIR RESERVE BASE/94 AIRLIFT WING - FY 12



ANNUAL EXPENDITURE SUMMARY (\$M) DOBBINS AIR RESERVE BASE/94 AIRLIFT WING - FY 12



**TOTAL ANNUAL ECONOMIC IMPACT (\$M)
DOBBINS AIR RESERVE BASE/94 AIRLIFT
WING - FY 12**



**TOTAL ANNUAL ECONOMIC IMPACT BY %
DOBBINS AIR RESERVE BASE/94 AIRLIFT
WING - FY 12**

