



About the Statement

The **Economic Impact Statement** provides information about the economic impact of Hill Air Force Base on the surrounding community. It is made available to federal, state and local officials and the general public.

An installation's economic impact on the local community is calculated by identifiable off-base local area spending from gross expenditures. All financial figures are rounded to the nearest dollar.

At a Glance

There are 25,563 total personnel within Hill Air Force Base, including 5,525 military, 3,767 military dependents and 12,545 civilians. Hill AFB has an annual federal payroll of \$1.24 billion and annual expenditures of \$832 million. Annually, Hill AFB creates approximately \$1.24 billion in jobs created with a total of \$3.31 billion in total annual economic impact.

PERSONNEL STRENGTH

Military + Dependents	9,292
Civilians + NAF Civilian	16,271
TOTAL	25,563

SUMMARY OF PERSONNEL

APPROPRIATED FUND & MILITARY	LIVING ON BASE	LIVING OFF BASE	TOTAL
Active Duty	437	3,904	4,341
AF Reserve/ANG	0	0	0
Non-Extended Active Duty Reserve/ANG	0	1,184	1,184
Trainees/Cadets	0	0	0
TOTAL	437	5,088	5,525
Dependents	1,355	2,412	3,767

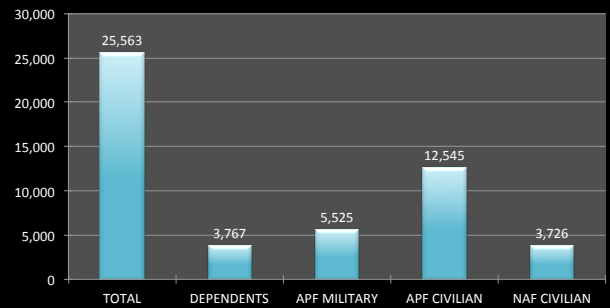
APPROPRIATED FUND CIVILIANS

General Schedule	6,481
Federal Wage Board	5,303
Other	761
TOTAL	12,545

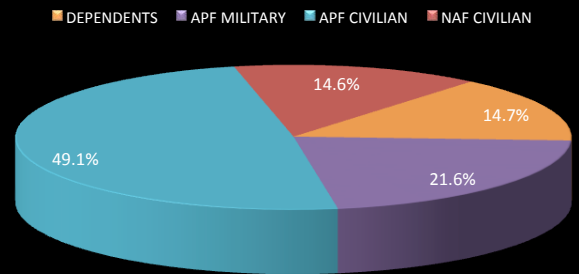
NON-APPROPRIATED FUND CONTRACT CIVILIANS & PRIVATE BUSINESS

Civilian NAF	294
Civilian BX	217
Contract Civilians (not elsewhere included)	3,177
Private Businesses On Base, By Type	38
Branch Banks/Credit Union	23
Other Civilians (not elsewhere included)	15
TOTAL	3,726

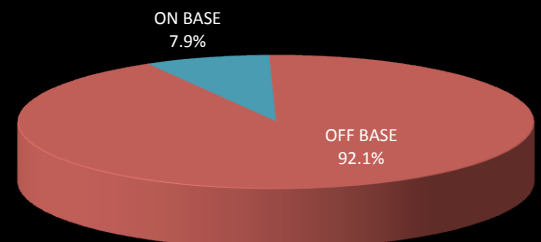
PERSONNEL SUMMARY Hill AFB 2012



PERSONNEL SUMMARY BY % Hill AFB 2012



% OF APPROPRIATED FUND MILITARY PERSONNEL LIVING ON AND OFF BASE Hill AFB 2012





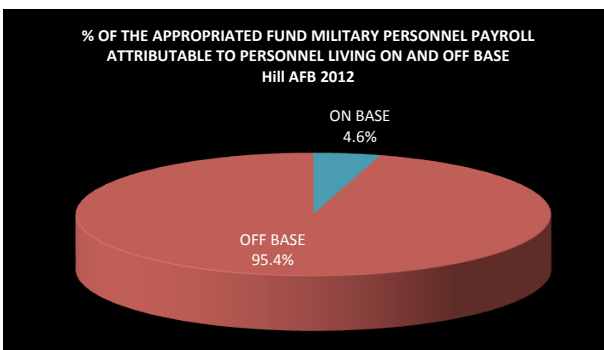
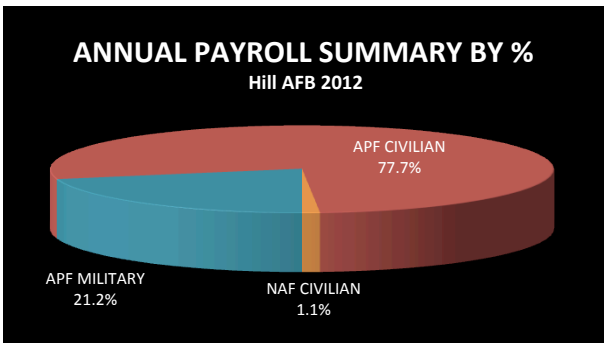
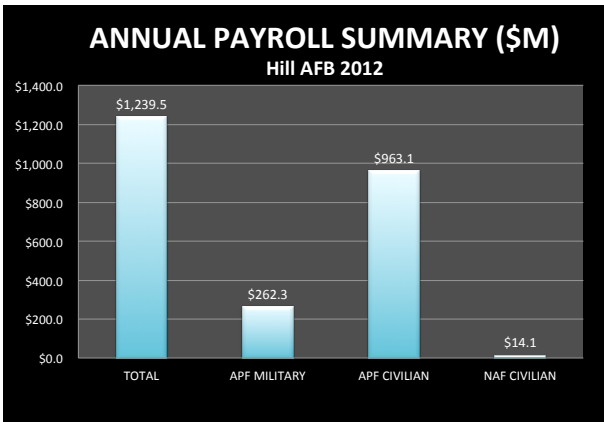
SUMMARY OF SALARIES

APPROPRIATED FUND MILITARY	LIVING ON BASE	LIVING OFF BASE	TOTAL
Active Duty	\$12,024,320	\$228,444,735	\$240,469,055
ANG/Reserve	\$0	\$0	\$0
Trainees/Cadets	\$0	\$0	\$0
Non-Extended Active Duty ANG/Reserve	\$0	\$21,833,399	\$21,833,399
TOTAL	\$12,024,320	\$250,278,134	\$262,302,454

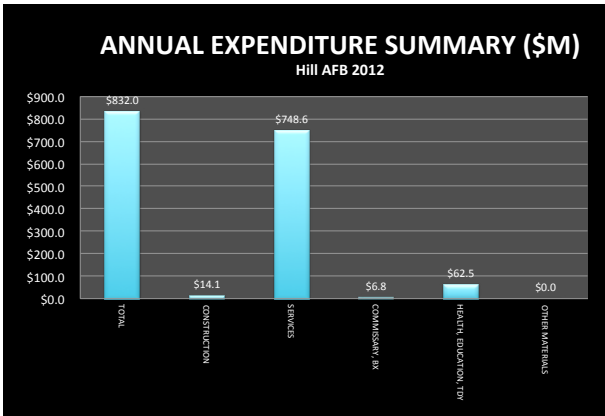
APPROPRIATED FUND CIVILIANS	
General Schedule	\$497,586,757
Federal Wage Board	\$407,116,438
Other	\$58,424,909
TOTAL	\$963,128,104

NON-APPROPRIATED FUND CONTRACT CIVILIANS & PRIVATE BUSINESS	
Civilian NAF	\$7,369,259
Civilian BX	\$4,909,588
Contract Civilians (not elsewhere included)	\$0
Private Businesses On Base, By Type	\$1,789,283
Branch Banks/Credit Union	\$637,675
Other Civilians (not elsewhere included)	\$1,151,608
TOTAL	\$14,068,130

Total Payroll: \$1,239,498,688



SUMMARY OF ANNUAL EXPENDITURES

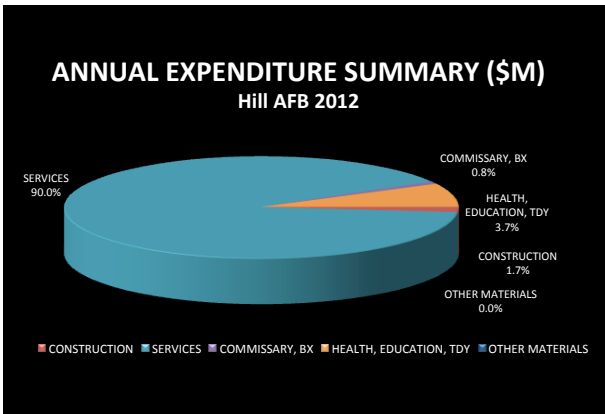


EXPENDITURES FOR CONSTRUCTION

Military Construction Program	\$25,100
Non-Appropriated Fund	\$2,299,120
Military Family Housing	\$0
O&M	\$11,754,490
Other	\$0
TOTAL	\$14,078,710

EXPENDITURES FOR SERVICES

Services Contracts	\$748,593,006
Other Services (not elsewhere included)	\$0
TOTAL	\$748,593,006



EXPENDITURES FOR PROCUREMENT OF MATERIALS, EQUIPMENT & SUPPLIES

Commissary	\$4,895,252
Base Exchange (BX)	\$1,952,350
Health (CHAMPUS, Government cost only)	\$59,478,986
Education (Impact aid and tuition assistance)	\$423,879
TDY	\$2,564,796
Other Materials, Equipment & Supplies (not included elsewhere)	\$0
TOTAL	\$69,315,263

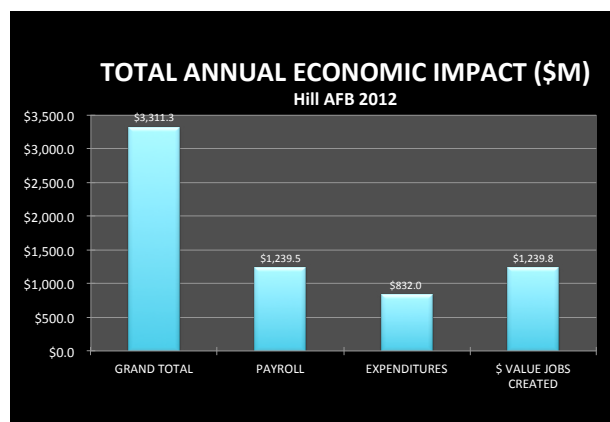
TOTAL EXPENDITURES: \$831,986,979



ESTIMATE OF NUMBER & DOLLAR VALUE OF INDIRECT JOBS CREATED

Type of Personnel	# of Base Jobs	Multiplier	# of Indirect Jobs
Active Duty Military	4,341	.50	2,171
Reserve/ANG/Trainees	1,184	.21	249
APF Civilians	12,545	1.66	20,825
Other Civilians	3,726	1.66	6,185
TOTAL	21,796		29,430

Estimated Number of Indirect Jobs Created	29,430
Average Annual Pay for the Local Community	\$42,128
Estimated Annual Dollar Value of Jobs Created	\$1,239,827,040



TOTAL ANNUAL ECONOMIC IMPACT ESTIMATE

ANNUAL PAYROLL	\$1,239,498,688
Military	\$262,302,454
Federal Civilian	\$963,128,104
Other Civilian	\$14,068,130
ANNUAL EXPENDITURES	\$831,986,979
ESTIMATED ANNUAL \$ VALUE OF JOBS CREATED	\$1,239,827,040
Estimated Indirect Jobs Created	29,430
Average Annual Pay	\$42,128
GRAND TOTAL	\$3,311,312,707

