

Department of Labor- Mine Safety and Health Administration- Joseph A. Holmes Safety Association

BULLETIN

May/June 2005



*FALL PROTECTION!
(See Inside)*

Contents

Inside

SLAM RISKS	3
FALL PROTECTION! Put Your Life On A Line And Save Yourself: Use Fall Protection And Tie Off!	6
Hazard Alert Bulletin; Explosion Potential at Abandoned Mine Shafts	8
What Difference Does Age Make? Part 1: Mining in all Commodities	9
They Know the Job Skills-Now Teach Them the Training Skills	17
National Meeting Coming to St. Paul in June 2005	20
National Coal Mine Rescue, First Aid, Bench and Preshift Contest	21
Photo Gallery	24

The Department of Labor, Mine Safety and Health Administration and Joseph A. Holmes Safety Association Bulletin contains safety articles on a variety of subjects: fatal accident abstracts, studies, posters, and other health and safety-related topics. This information is provided free of charge and is designed to assist in presentations of groups of mine and plant workers during on-the-job safety meetings. For more information, visit the MSHA Home Page at www.msha.gov.

Please Note: The views and conclusions expressed in Bulletin articles are those of the authors and should not be interpreted as representing official policy or, in the case of a product, represent endorsement by the Mine Safety and Health Administration or National Institute for Occupational Safety and Health.

Cover page: Photo images shot on location at the RGI Mine, Columbia, Tenn., by Donald Starr, Visual Information Specialist, DOL/MSHA AVMDB/Graphics. If you have a potential cover photo, please send an 8½x10½ print or digital image on disk at 300 dpi resolution to Donald Starr, Joseph A. Holmes Safety Association Bulletin, National Mine Health and Safety Academy, 1301 Airport Road, Beaver, West Virginia 25813-9426.

MSHA and NIOSH are Federal government agencies and materials that we publish, both in hard copy and electronically, are in the public domain, except for materials bearing copyright attribution. You are free to use public domain materials without specific permission, so long as these uses are not deceptive, and we do ask that you cite "MSHA Joseph A. Holmes Association Bulletin" as the source. Use of materials identified as copyrighted must be approved in writing, except as otherwise provided under applicable copyright law. Please direct requests for use of copyrighted materials to Steve Hoyle, 304-256-3264. You do not need to obtain special permission from MSHA to link to our website. The Agency will not provide reciprocal linking or endorsements of external websites.





Although the mining industry has achieved record-low fatalities and injuries for each of the last three years, there are still too many miners injured or killed in this nation's mining operations.

Many mining injuries or deaths might have been prevented by using risk assessment to identify and control or eliminate the hazards associated with a task. To focus attention on the importance of conducting risk assessments in keeping mining workplaces safe and healthful, MSHA introduced this initiative on October 12, 2004. This initiative is called SLAM. SLAM is an acronym for **Stop**, **Look**, **Analyze**, and **Manage**.

The steps involved in SLAM are:

Stop ñ stop and consider the work involved

Look ñ look for and identify the hazards

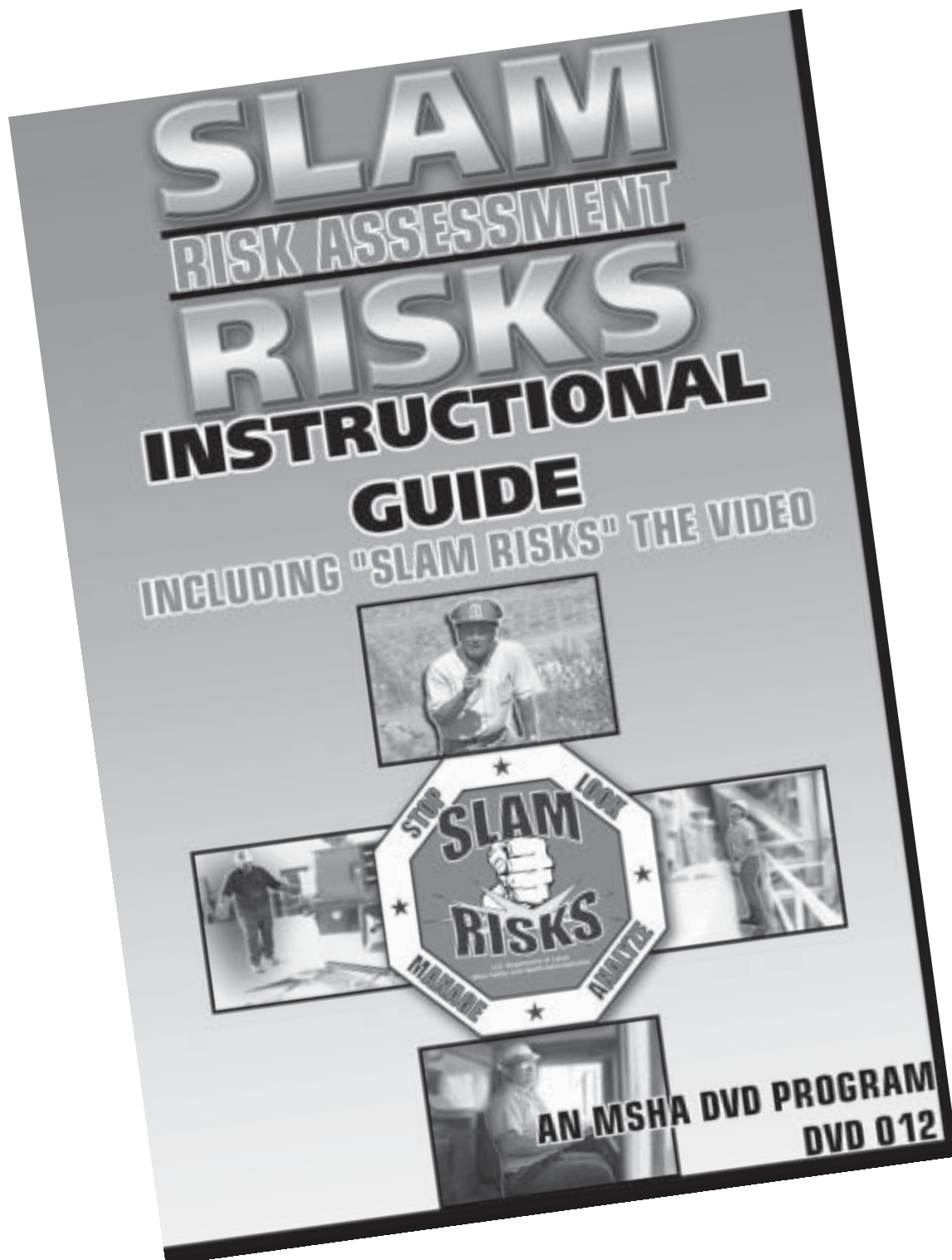
Analyze ñ analyze what needs to be done

Manage ñ manage safety by developing and implementing controls

Everyone should be aware of the risks of an accident before beginning a task. It may not always be obvious that performing a seemingly routine task could result in an accident. That is why conducting a risk assessment is so important. It is important to remember that over time a mining workplace seldom remains unchanged. Risks must be assessed whenever procedures or processes change, whenever new tasks are started, or non-routine tasks are performed.

(See next page)

SLAM RISK DVD...



ORDER TODAY!

The SLAM process is intended to reach out to operators, miners, and contractors at mining operations to remind them that risk assessment is a critical part of each job and each task. Many accidents that happen could have been avoided if the proper risk assessment had been conducted to determine hazards and how to control them.

The SLAM initiative is the first MSHA program that focuses attention on not only environmental hazards but also on behavioral factors in maintaining a safe and healthful workplace. SLAM will promote improved safety and health and hasten a culture of prevention in the workplace, looking at potential accidents before they happen and actively moving to correct or control the situation. This initiative is important because a large number of accidents and injuries in the mining industry involve behavior issues as the root cause.

Risk assessment is a continuous, on-going process that should become an integral part of any task. The important thing you need to remember is to **SLAM Risks**.

“Every Job -- Every Day -- Every Time”

For more information on SLAM Risks, the following materials can be ordered:

SLAM Risks Video (VC 932)	\$8.00
SLAM Risks DVD (DVD-012)	\$8.00
SLAM Risks Posters	
SLAM Risks Cards	
SLAM Risks Stickers	
SLAM Risks Instruction Guide 87	First Copy Free Each Additional \$2.00

These materials can be ordered from:

National Mine Health and Safety Academy
Department of Instructional Materials
Printing and Property Management Branch
1301 Airport Road
Beaver, West Virginia 25813-9426

Telephone: (304) 256-3257
FAX: (304) 256-3368
E-Mail: MSHADistributionCenter@dol.gov



FALL PROTECTION!

**Put Your Life On A Line And Save Yourself:
Use Fall Protection And Tie Off!**

Federal mine safety regulations require miners in every segment of the industry to ALWAYS wear safety belts and lines when working in locations where there is a danger of falling or entrapment. Putting your life on a line just might save you: safety harnesses, belts, and lanyards are the kind of personal protective equipment that can truly save your life!

A review of more than 200 fatal accidents in the mining industry over a three-year period showed that in more than 25 percent of those cases, the failure to use personal protective equipment contributed to the fatality.

"Our research shows that a significant number of miners would be better protected from the hazards in the mining workplace if they used basic personal protective equipment when it is required," said David Dye, acting MSHA Assistant Secretary. "We want miners to take a look at their safety behaviors and choose the safe way. I hope they choose to ensure they will go home safe and healthy to their families by consistently using the proper personal protective equipment required for their tasks."

A number of recent accidents, including several fatalities, could have been avoided had those involved worn safety harnesses, lanyards or other equipment to keep them from falling from elevated areas in the mining workplace. For example:

A worker suffered fatal injuries after entering a bin to dislodge material that was sticking to the inside walls. The material suddenly broke free and engulfed the victim. A simple safety belt secured to a lanyard could have saved his life.

Another miner recently suffered fatal injuries at a preparation plant when he fell nearly 17 feet from an elevated platform. Fall protection could have saved his life.

Yet another miner was injured when he was attempting to re-board a highwall drill but fell over the edge of the highwall. The drill was positioned within 28 inches of the edge of the highwall, and the miner suffered serious injuries when he struck the operator's cab as he fell. A safety belt and attached line would have saved him from serious injuries.

Late in 2004, MSHA began a special initiative to remind working miners to use all of their personal protective equipment in the workplace. MSHA's "Let's Get it On" initiative promotes the increased

use of nine basic types of personal protective equipment for use by miners-seatbelts, harnesses/safety lines, life jackets, safety glasses, respirators, ear muffs, hard hats, gloves and safety shoes.



Safety harnesses, lanyards, belts and other Personal Protective Equipment work. MSHA sees examples like these every day:

A miner was recently saved from serious injury because he was wearing a safety harness and was tied off when he lost his balance and slipped off the top of his 12-foot-high truck trailer. He was found hanging head first from the top of his truck - uninjured and alive.

Recently, an MSHA inspector cited a mine operator when he spotted a truck driver not wearing his seatbelt. The next morning, the same driver was driving the same haulage truck when it accidentally overturned. Although the truck was extensively damaged, the driver was not injured because - this time - he was wearing his seatbelt.

Personal protective equipment is not a nuisance - it's a proven lifesaver.

Put your life on a line and keep it! Always wear your personal protective equipment!

Links to related material on MSHA's website:

Fatalgram for Metal/Nonmetal Fatal #16 - 2004

Fatalgram for Coal Fatal #1 - 2005

A Tanker Truck Fall Protection System

Fall Protection - MSHA's Accident Prevention Program Safety Ideas and Tips By Categories

Mine Safety Minutes #15 - Fall Protection/Truck Safety

Mine Safety Minutes #19 - Fall Protection

Safety Hazard Alerts

Hazard Alert Bulletin

Explosion Potential at Abandoned Mine Shafts

The atmosphere in the enclosed space of an abandoned mine shaft may be asphyxiating, toxic, flammable, or explosive. Therefore, work that will breach the seal on an abandoned mine shaft must be done with great care. A water pump installed on a capped shaft is pictured.



BEST PRACTICES

- **Communicate hazards of flammable/explosive atmospheres and oxygen-deficient atmospheres.**
- **Remove all ignition sources from the area, if possible.**
- **Provide fire protection and conduct frequent examinations.**
- **Test continuously with a suitable gas detector before and during work on the seal.**
- **Ensure that emergency communications are always available.**

What Difference Does Age Make?

Part 1: Mining in all Commodities

Diana J. Schwerha and Launa Mallett
Pittsburgh Research Laboratory
National Institute for Occupational Safety and Health

Look to the newspaper, radio, or internet and you will find information on how our society is aging and our workforce is getting increasingly older. Mining is no stranger to this trend, and in many ways it's leading the way. Data from the Bureau of Labor Statistics (BLS) reveals that the median age for workers in the mining industry has consistently been greater than the U.S. civilian labor force since 1962. In 1998, the median age for the U.S. civilian labor force was 38.7 years, while the median age for workers in the mining industry was 41.2 years (Fotta and Bockosh, 2000). Projections indicate that the median age will continue to rise through 2008 (Dohm, 2000). In addition, research suggests that a majority of workers will most likely work in some way in their retirement years whether it is in a different job or part-time (Dohm, 2000).

People who study social trends use the term "cohort" to refer to a group of people who have certain things, such as age in common. The aging of the nation's mining workforce parallels the aging of the cohort of more than 70 million "Baby Boomers." What is less known is that four cohorts are found in today's labor force. Each has different characteristics relating to their life-style, expectations, work habits, and motivational styles. Although there are differences in opinion as to the exact years that cohorts begin and end, Zemke et. al. (2000) define the four generational cohorts as "Veterans", "Baby Boomers", "Generation Xers", and "Nexters". Veterans (age 60 or older in 2002) were born before World War II (WWII) and are seen as patriotic, loyal, and fiscally conservative. Baby Boomers (age 42 to 59 in 2002) were born during or after WWII, were raised in a period of extreme optimism, and are typically idealistic, competitive, and questioning of authority. Generation Xers (age 22 to 42 in 2002) grew up in the shadow of the Boomers and are considered to be technologically savvy, independent, skeptical, and entrepreneurial. Members of the youngest group, the Nexters (age under 22 in 2002), are cyber literate, globally concerned, and health conscious.

The National Institute for Occupational Safety and Health (NIOSH) is conducting research to see how the characteristics associated with these cohorts may affect such things as training, return to work strategies, acceptability of ergonomic interventions, and work organization. Part of this work is to analyze accident statistics to explore the relationship between the age of injured workers and their job titles, the severity of their injuries, and the types of accident they had so that effective interventions can be implemented. A general discussion of the data analyses is presented here. Future articles will focus on the experience in specific mining commodities.

The analyses were based on data from MSHA's accident and injury database for the year 2002. Employees working in five different commodities (coal, metal, nonmetal, stone, and sand & gravel) are included. Employees of contractors and office workers are not included. The MSHA accident and injury database does not include information needed to determine rates of specific injuries (e.g., the percentage of roof bolters who were injured or the percentage of mine workers of a certain age who were injured), but it does provide the total number of injured employees within a certain commodity and details about the injury characteristics.

(See next page)

General Findings

In 2002, there were 227,686 mine workers in the U.S. Of these, 78,601 worked in coal, 25,938 worked in metal, 20,529 worked in nonmetal, 69,865 worked in stone, and 32,753 worked in sand & gravel operations. MSHA data shows 5,204 reported injuries in coal, 1,094 in metal, 875 in nonmetal, 3,593 in stone, and 1,251 in sand & gravel. If we look at the percentage of injuries by commodity we find that 43.3% of all injuries were in coal, 9.1% were in metal, 7.3% were in non-metal, 29.9% were in stone, and 10.4% were in sand & gravel. Taking the overall number of employees in each commodity, we are able to determine the number of injuries per total number of full time mine workers. Table 1 shows the breakdown of number of injuries per total number of full time employees by commodity. Although stone and coal have the largest numbers of total employees, the overall injury rate for coal is 6.62% while that for stone is 5.14%. The greater injury rate for coal could be due to a variety of aspects specific to the coal environment, such as working in awkward positions, working in low coal seams, or increased injury risk from interaction with equipment.

Table 1. **Number of Injuries, Number of Employees, and Injury Rates**

Commodity	Injuries	Employees	Injury rate
Coal	5204	78601	6.62
Metal	1094	25938	4.21
Nonmetal	875	20529	4.26
Stone	3593	69865	5.14
Sand & Gravel	1251	32753	3.82

(Source: MSHA, 2002 *Includes fatalities, permanent disability, days away from work only, days away AND restricted activity, days of restricted activity only, & injuries only; Degree of Injury 1-6; includes all subunits except office workers.)

The average age of injured mine workers in 2002 varied from 37 years for surface workers at underground stone operations to 47 years for surface workers at underground metal and nonmetal operations. Table 2 shows age statistics by commodity for injured miners. Overall, stone and sand and gravel operations had the youngest average age of injured mine worker (39 years) while coal and metal had the oldest average ages of injured mine worker (42 years).

Another interesting approach is to divide the injury statistics between underground and surface miners in each commodity and then examine age injury profile differences. Figures 1 and 2 show these injury data. For all surface and underground sectors, most injuries were incurred by Xers or Boomers and it can be assumed that most miners fall into those age categories. Looking at the percent of injured miners in each age category by commodity can provide some idea of the age groups represented by all employees in those groups. Figure 1 shows that in most commodities in underground mining more of the injured miners belonged to Generation X: 58.8% in stone, 50.8% in non-metal, and 61.1% in metal. In coal, however, most injured miners (52.9%) were Baby Boomers. The surface mine findings, provided in Figure 2, were similar to the underground mine findings for coal operations where 51% of injured miners were Baby Boomers and for stone where 54.9% were Xers.

But unlike underground, the largest percentages of injured miners in surface nonmetal and metal operations were Boomers (50% and 55.9% respectively). The largest percentage of injured sand and gravel miners (52.8%) were also Gen Xers. In general, a larger percentage of injured surface coal miners are in the older Baby Boomer category, as are those in surface non-metal and metal. All other underground categories, surface stone, and sand and gravel operations have a higher percentage of injured miners in the younger Xer category.

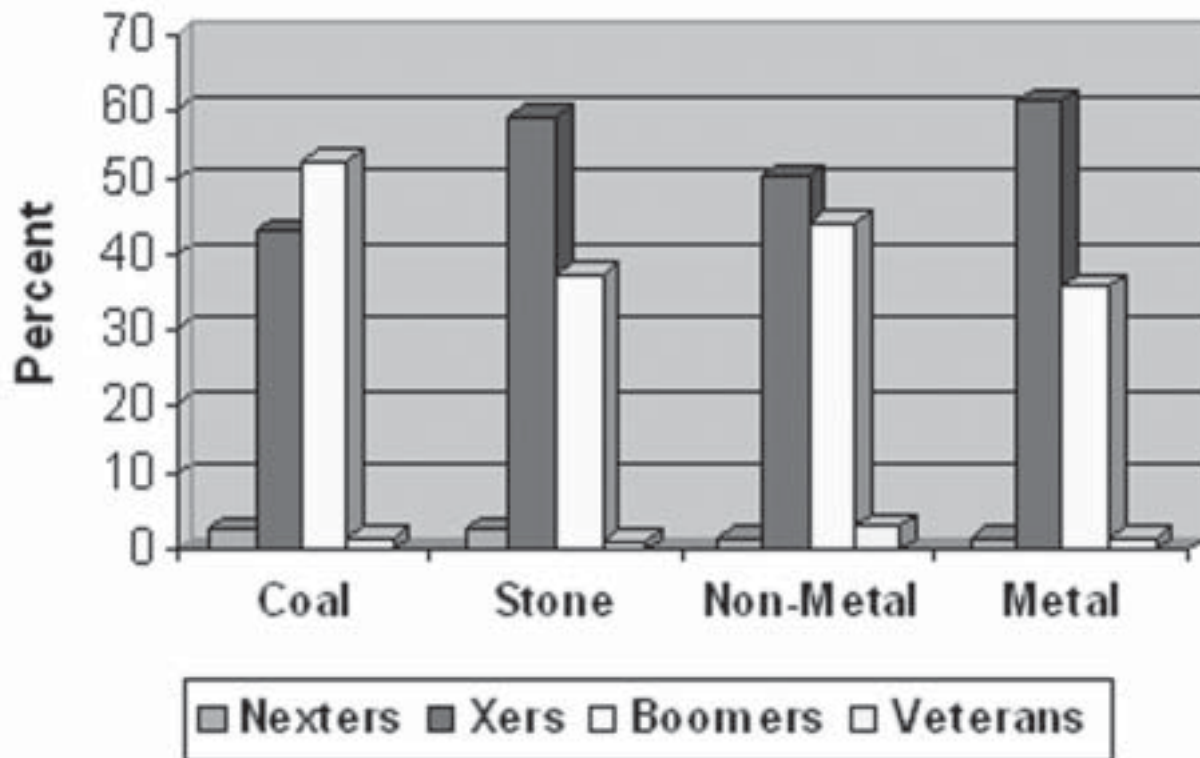
Table 2: Age Statistics by Commodity for Injured Miners

Commodity/Location	Number of Injuries	Average Age
<i>Coal Operators</i>		
Overall	5018	42
Underground	3481	41
Surface	928	42
Surface at Underground	206	44
Prep Plant	403	45
<i>Metal Operators</i>		
Overall	1066	42
Underground	251	38
Surface	292	43
Surface at Underground	30	47
Mill	493	43
<i>Nonmetal Operators</i>		
Overall	856	41
Underground	122	40
Surface	169	42
Surface at Underground	10	47
Mill	555	41
<i>Stone Operators</i>		
Overall	3471	40
Underground	82	38
Surface	1355	38
Surface at Underground	33	37
Mill	2001	40
<i>Sand & Gravel Operators</i>		
Overall	1221	39
Surface	1016	39
Dredge	205	38

(Source: MSHA, 2002 *Includes fatalities, permanent disability, days away from work only, days away AND restricted activity, days of restricted activity only, & injuries only; Degree of injury 1-6; For selected subunits; totals are smaller than Table 1)

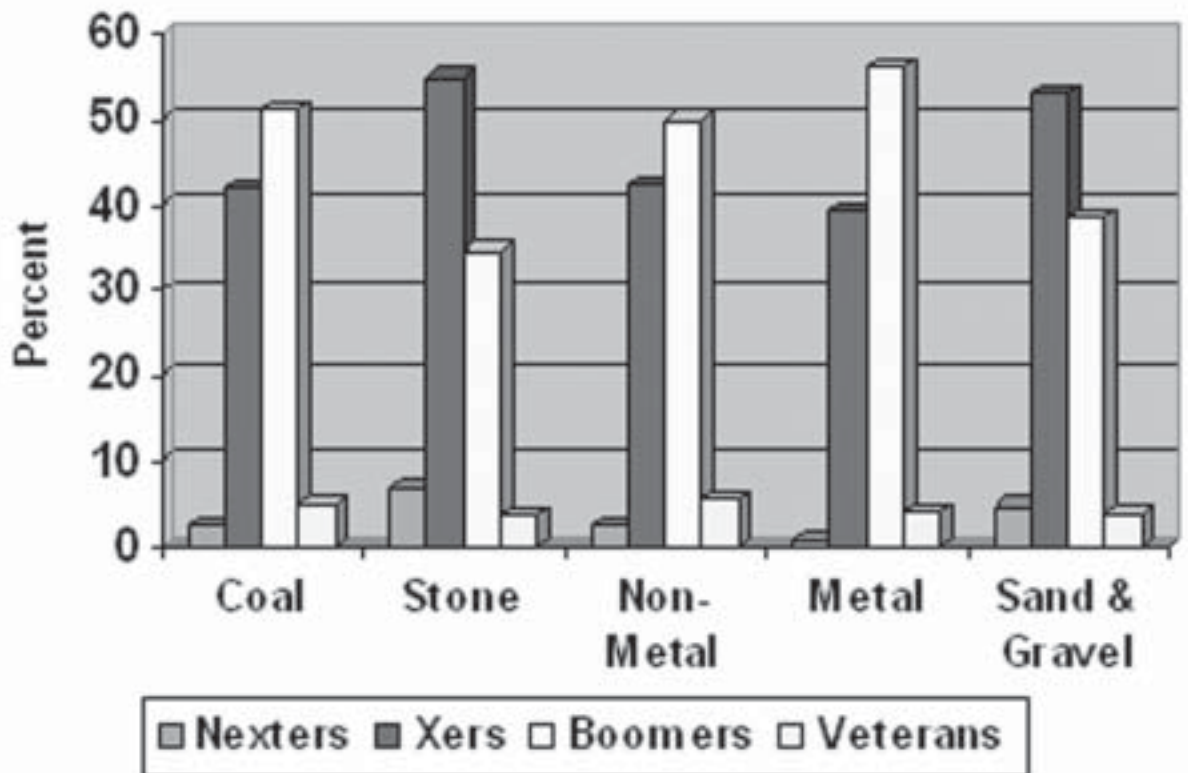
(See next page)

Figure 1: Percent of Injured Underground Miners in Cohorts for Each Commodity



(Source: MSHA, 2002)

Figure 2: Percent of Injured Surface Miners in Cohorts for Each Commodity



(Source: MSHA, 2002)

Injuries Involving Days Lost from Work

All injuries exert a toll on the mine worker's physical and mental well being, but those injuries which cause the employee to be away from work are even more disruptive. Injuries that cause lost days are more severe, require more recovery time, and because of their severity they may in some cases cause a predisposition to future injuries. In addition, the mine crew needs to adjust to a different person, and the mining company incurs additional expenses. In order to assess lost time injuries, it is important to know what percentage of all injuries are lost time injuries and how long mine workers are usually off work (as indicated by median days away from work). Table 3 shows the percentage of injuries that involve lost time by commodity and Table 4 shows median days lost by cohort group and commodity.

Table 3. **Number and Percent of Lost Time Injuries by Commodity**

Commodity	Lost Time Injuries*	Total Injuries	Percent of Injuries that are Lost Time
Coal	3609	5204	69.4
Metal	412	1094	37.7
Nonmetal	334	875	38.2
Stone	1457	3593	40.6
Sand & Gravel	566	1251	45.2

(Source: MSHA, 2002: *Includes permanent disability, days away from work only, and days away and restricted activity)

Table 3 indicates that over two-thirds of the injuries endured by all coal mine workers involve days away from work (69.4%). The sand & gravel sector follows with 45.2%. Metal mining has the lowest percentage of lost time injuries, with just over one-third of their injuries involving days away from work (37.7%). Table 4 shows the general trend that Boomers and Veterans experience a greater number of days off per injury than do Nexters and Xers. For instance, in surface coal the median days lost for Boomers and Veterans is approximately 3 times higher than the median days lost for Xers. In mill and surface stone, the median days lost for Boomers is at least twice that for Xers. Thus, even though the percentage of injuries between Xers and Boomers may not be that different, the number of days lost by Boomers makes their injuries more costly. This highlights the importance of preventing injuries for Boomers and Veterans.

Table 4. Median Days Lost by Cohort Group and Commodity*

	Nexters		Xers		Boomers		Veterans	
U/G Coal	n=58	12	n=1002	23	n=1434	30	n=37	34
Surface Coal	n=15	14	n=266	11	n=292	34	n=32	31.5
Prep Coal	n=6	**	n=68	17.5	n=181	33	n=11	68
Mill Metal	n=1	**	n=65	9	n=109	27	n=6	**
Surface Metal	n=3	**	n=44	30	n=69	31	n=9	**
U/G Metal	n=2	**	n=68	8	n=40	44	n=0	**
Mill Nonmetal	n=8	**	n=95	5	n=114	18.5	n=15	30
Surface S&G	n=28	7	n=234	9	n=175	14	n=21	44
Mill Stone	n=33	3	n=352	10	n=354	20	n=42	29.5
Surface Stone	n=40	5	n=309	8	n=232	21.5	n=26	34

(Source: MSHA, 2002: *Includes permanent disability, days away from work only, and days away and restricted activity, **no median is given due to cell size<10)

(See next page)

Accident Class

Looking at the accident class, or with what the person was working when the injury occurs, can provide insight into training needs and also to the relationship between age-related physical changes and injuries. Analysis of MSHA data by age cohort and accident class reveals two things. First, the largest percentage of injuries results from handling materials. Second, injuries from slips and falls tend to increase as mine workers get older. These results have important implications because work can be re-designed to improve manual materials handling, and interventions can be done to help people become more aware of and react more safely to hazards in the mining environment.

Summary

While the mining industry workforce is increasingly age diverse, the age profiles of the various commodities are not all alike. Four age cohorts (Veterans, Boomers, Xers, and Nexters) can be identified in all commodities. Studying these groups is one way to assess safety and health needs. Sorting injuries by age groups can be helpful because it can point to new training needs or identify age-related physical changes that may contribute to injury risk. Future work will focus on more detailed analysis of injury data by commodity.

References

Bureau of Labor Statistics, Current Population Survey, 2002.

Dohm, A. [2000]. Gauging the Labor Force Effects of Retiring Baby-Boomers. *Monthly Labor Review*, July 2000.

Fotta, B. and G. Bockosh [2000]. The Aging Workforce: An Emerging Issue in the Mining Industry. Proceedings of the 31st Annual Institute on Mining Health, Safety, and Research. Roanoke, VA, 33-45.

Mine Safety and Health Administrative Employment and Accident/Injury/Illness Database 2002.

Zemke, R., C. Raines, and B. Filipczak. [2000]. *Generations at Work: Managing the Clash of Veterans, Boomers, Xers, and Nexters in Your Workplace*. NY: American Management Association.

They Know the Job Skills ñ Now Teach Them the Training Skills

NIOSH Seminar for the Mining Industry

“How to Conduct a Coaching Skills Workshop for On-the-Job Trainers”

June 21, 22 and 23, 2005

8:00 a.m. – 2:00 p.m.

National Mine Health and Safety Academy

The mining population is changing. As many miners are nearing retirement age, the industry needs to plan for their replacement. To become safe and productive miners, new workers need to receive effective on-the-job training. To help meet this need, NIOSH has developed a program for improving on-the-job training. This half-day program will be presented in a train-the-trainer seminar at different locations during 2005.

On-the job trainers are selected for their job skill. They may have little or no experience teaching those skills to others. This train-the-trainer seminar will prepare you to conduct a workshop to teach experienced miners to pass on what they know to new miners. Strategies for successful coaching will be taught and practiced. The seminar covers the following topics that you will use in the workshop: How Adults Learn, Preparing Training Materials, Assessing a Trainee, and Steps to Successful Coaching.

This free seminar is for personnel at mining companies with an interest in teaching a Coaching Skills Workshop for On-the-Job Training. Materials that you can use to present the coaching workshop will be provided and discussed. Please register early. Seminar classes are limited to 15 participants.

For more information on the seminar, contact:

Bob Peters
NIOSH Pittsburgh Research Lab
626 Cochran Mill Rd.
P.O. Box 18070
Pittsburgh, PA 15236-0070
Phone: 412/386-6895 or 412/386-6579
Email: rpeters@cdc.gov

(See next page)

**“How to Conduct a Coaching Skills Workshop for
On-the-Job Trainers”**

Sign up now!



To register for the seminar, complete the following form and send it to:

Student Services
U.S. Dept. of Labor
National Mine Health and Safety Academy
1301 Airport Rd.
Beaver, WV 25813-9426

Phone: 304/256-3252

Email: spencer.kimberly@dol.gov

Registration Form
NIOSH Seminar
How to Conduct a Coaching Skills Workshop for
On-the-Job Trainers

Name _____

Company _____

Address _____

Phone _____

Fax _____

Email _____

Date I wish to attend:

_____ June 21 (Tuesday)

_____ June 22 (Wednesday)

_____ June 23 (Thursday)

There is no registration fee.

National Meeting Coming to St. Paul in June 2005

A rare opportunity to learn from safety and health experts from all sectors of America's mining industry will be yours when the 2005 National Meeting of the Joseph A. Holmes Safety Association (JAHSA) comes to the Radisson Riverfront Hotel from June 6 to 9, 2005.

As you know, the Minnesota Mine Safety Association (MMSA) is a State Council of JAHSAs. The JAHSAs National Meeting is held in a different location every year to make it possible for people to attend the meeting who might not otherwise be able to travel long distances to attend national meetings. The last time Minnesota hosted a JAHSAs National Meeting was in 1995, and those of you who attended that event remember the tremendous speakers, training workshops, vendor displays, and networking opportunities that were available to you.

The 2005 event will be bigger and better than 1995. In addition to great speakers, workshops, and displays, you will have an opportunity to take a two-day course from MSHA in dust and noise sampling. People who successfully complete the course will be authorized to borrow MSHA sampling instruments. Other exciting educational opportunities in all facets of health and safety are being planned, including several that will be offered by Minnesota's own 3M Corporation, a partner with MMSA in hosting the meeting.

Rest assured, there will be plenty of opportunities for leisure activities as well. Golfers will be able to participate in MMSA's Ninth Annual Golf Classic, with a hole in one contest on Par three holes, a dinner, and valuable prizes. Transportation to the golf course from the hotel will be provided.

The Radisson Riverfront is located within walking distance of a number of great restaurants, shops, and night clubs, not to mention several fine museums, the Ordway Center for the Performing Arts, and several attractions alongside the Mississippi River, including parks and riverboat rides. Those who wish to venture away from the immediate area will find all the great attractions of the Twin Cities, including fine theatres, professional baseball (the Minnesota Twins and St. Paul Saints), sculptures of Snoopy and other Peanuts characters, casinos, and, of course, the world famous Mall of America.



National Coal Mine Rescue, First Aid, Bench and Preshift Contest Information

Registration is open for the National Coal Mine Rescue, First Aid, Bench and Preshift Contest which will be in the South Wing of the Kentucky Fair and Exhibition Center in Louisville, Kentucky, September 20-23, 2005.

The First Aid and Bench Contests will be on Tuesday, September 20. The Mine Rescue Contest will be a two-day event on Wednesday and Thursday (September 21 and 22) with all mine rescue teams participating both days. The Preshift Contest will be Friday, September 23 with an Awards Banquet that evening finalizing the event.

The General Chairman of the National Contest is Ray McKinney with Key Officials William A. Dupree, Jr. as Director and William A. McGilton as Assistant Director. Other Key Officials are Carolyn S. Archer; Charles L. Barton; Virgil F. Brown; Jennifer H. Cole; William G. Denning; James R. Elkins; Jules Gautier, Jr.; Loretta L. Irwin; Jeffery H. Kravatz; Jim W. Langley; Normal G. Page; James W. Poynter; Loretta Roark; Ray T. Saunders; Charles J. Thomas; Thomas G. Todd; and Timothy R. Watkins.

The Contest requires for smooth running approximately 250 people from all eleven MSHA Coal Districts, Headquarters, National Mine Academy, EFS, Tech Support, Metal/Nonmetal as well as the states of Colorado, Kentucky, Ohio, Pennsylvania, Virginia, and West Virginia.

Companies from Alabama, Colorado, Illinois, Indiana, Ohio, Pennsylvania, Utah, Virginia, and West Virginia, make up approximately 60 teams that will be vying for trophies.

(See next page)



Any team wanting to participate in the National Coal Contest can contact Loretta Roark at 606-546-5123 or Carolyn Archer at 540-679-0230.

2005 Local Contests from June to September:

Colorado Coal Association Mine Rescue, First Aid, Bench (BG-174A, BG-4 and Biopak) and Preshift, June 7-10, Craig, CO ñ contact Diane Ponikvar at 970-870-2713

Tri-State Post 6, Ohio Valley Mine Rescue, First Aid Bench, (BG-174A and BG-4) and Preshift Contest, June 14-16, St. Clairsville, OH ñ contact Allen McGilton at 740-695-2297

Indiana Mine Rescue, Bench (Biopak) and Preshift Contest, June 16, Vincennes, IN ñ contact Mark Odum at 812-882-7617

Manchester/Clay County Chamber of Commerce Mine Rescue, Bench, First Aid and Preshift Contest, June 22-23, Manchester, KY ñ contact JoAnn Abner at 606-598-1754, Jim Langley at 606-546-5123, or Ron Burns at 606-439-2396

Coal River/Aracoma Mine Rescue and Bench (BG-174) Contest, June 23, East Lynn, WV ñ contact William Blevins at 304-752-5315

Morgantown 9th Annual Post 5 Mine Rescue, Bench, Preshift, and First Aid Contest, July 27-28, Morgantown, WV ñ contact Jerry W. Johnson at 304-225-6837

Rocky Mountain Association Mine Rescue, First Aid and Bench Contest, August 2-4, Price UT ñ contact Kevin Tuttle at 435-687-6642

Virginia Mining Instituteís Safety Day ñ Mine Rescue, First, Bench, and Preshift Contest, August 9-11, Blacksburg, VA, Wayne Davis at 276-498-4533, or Norman Page/Diane Crouse at 276-679-0230

Eastern Kentucky Council Safety Days Mine Rescue, First Aid, Bench (BG-174 and BG-4) MET and Preshift Contest, August 17-18, Allen, KY ñ contact Donald G. Baker at 606-785-4191 or Stewart Bailey at 606-447-3234

Illinois Mine Rescue and Bench Contest, August 25, Springfield, IL ñ contact Steve Kattenbraker at 618-439-4355

Pennsylvania State Mine Rescue, Bench and Preshift Contest, August 24-26, Carmichaels, PA ñ contact Tom Todd at 724-925-5150 (ext. 117)

Southern West Virginia Mine Rescue Association Mine Rescue, First Aid, Bench (BG-174A and BG-4) and Preshift Contest, August 30-September 1, Beaver, WV ñ contact Mike Rutledge at 304-558-1425 (ext. 29)



Photo Gallery



Roscoe the mine dog, keeps a watchful eye on the highway haul trucks across the way. Photo on next page is a highway truck moving up on the scales to be weighed. Picture taken by DOL/MSHA Visual Information Specialist, Donald Starr on location at the RGI Mine, Columbia, Tennessee.



For address changes, comments, suggestions and new subscription requests:

Contact:

Bob Rhea

Joseph A. Holmes Safety Association Bulletin
Mailing List
MSHA-US DOL
1100 Wilson Blvd. Rm. 2147
Arlington, VA 22209-3939
202/693-9574 Fax: 202/693-9571
E-mail: rhea.robert@dol.gov

Please address any comments to:

Steve Hoyle

Joseph A. Holmes Safety Association Bulletin
DOL-MSHA
National Mine Health and Safety Academy
1301 Airport Road
Beaver, WV 25813-9426
Please call us at 304/256-3264
or Fax us at 304/256-3461
E-mail: hoyle.stephen@dol.gov

Reminder: The District Council Safety Competition for 2005 is underway - please remember that if you are participating this year, you need to mail your quarterly report to:

**Mine Safety & Health Administration
Educational Policy and Development
Joseph A. Holmes Safety Association Bulletin
P.O. Box 9375
Arlington, Virginia 22219**



U.S. Department of Labor (MSHA)
Joseph A. Holmes Safety Association
1301 Airport Road
Beaver, West Virginia 25813-9426

FIRST-CLASS MAIL
POSTAGE & FEES PAID
U.S. DEPARTMENT OF LABOR
PERMIT NO. G-745

