



# Monthly Treasury Statement

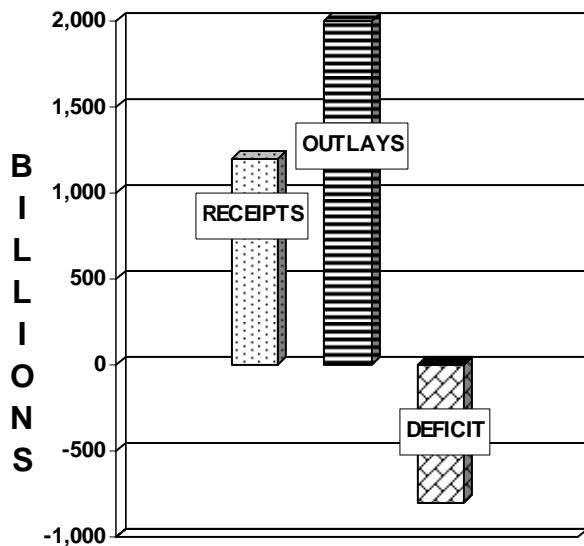
of Receipts and Outlays  
of the United States Government

For Fiscal Year 2010 Through **April 30, 2010**, and Other Periods

## Highlight

**Military active duty pay, veterans' benefits, supplemental security income payments, and Medicare payments to health maintenance organizations for May 1, 2010 were accelerated to April 30, 2010.**

RECEIPTS, OUTLAYS, AND SURPLUS/DEFICIT  
THROUGH APRIL 2010



### Contents

Summary, page 2
Receipts, page 6
Outlays, page 7
Means of financing, page 20
Receipts/outlays by month, page 28
Federal trust funds/securities, page 30
Receipts by source/outlays by function, page 30
Explanatory notes, page 31

Compiled and Published by

*Department of the Treasury*  
**Financial Management Service**



## Introduction

The *Monthly Treasury Statement of Receipts and Outlays of the United States Government (MTS)* is prepared by the Financial Management Service, Department of the Treasury, and after approval by the Fiscal Assistant Secretary of the Treasury; is normally released on the 8th workday of the month following the reporting month. The publication is based on data provided by Federal entities, disbursing officers, and Federal Reserve banks.

### AUDIENCE

The *MTS* is published to meet the needs of those responsible for or interested in the cash position of the Treasury, those who are responsible or interested in the Government's budget results; and individuals and businesses whose operations depend upon or are related to the Government's financial operations.

### DISCLOSURE STATEMENT

This statement summarizes the financial activities of the Federal Government and off-budget Federal entities conducted in accordance with the Budget of the U.S. Government, i.e., receipts and outlays of funds, the surplus or deficit, and the means of financing the deficit or disposing of the surplus. Information is presented on a modified cash basis; receipts are accounted for on the basis of collections; refunds of receipts are treated as deductions from gross receipts; revolving and

management fund receipts, reimbursements and refunds of monies previously expended are treated as deductions from gross outlays; and interest on the public debt (public issues) is recognized on the accrual basis. Major information sources include accounting data reported by Federal entities, disbursing officers, and Federal Reserve banks.

### TRIAD OF PUBLICATIONS

The *MTS* is part of a triad of Treasury financial reports. The *Daily Treasury Statement* is published each working day of the Federal Government. It provides data on the cash and debt operations of the Treasury based upon reporting of the Treasury account balances by Federal Reserve banks. The *MTS* is a report of Government receipts and outlays, based on agency reporting. The *Combined Statement of Receipts, Outlays, and Balances of the United States Government* is the official publication of the detailed receipts and outlays of the Government. It is published annually in accordance with legislative mandates given to the Secretary of the Treasury.

### DATA SOURCES AND INFORMATION

The Explanatory Notes section of this publication provides information concerning the flow of data into the *MTS* and sources of information relevant to the *MTS*.

**Table 1. Summary of Receipts, Outlays, and the Deficit/Surplus of the U.S. Government, Fiscal Years 2009 and 2010, by Month**

Period	[\$ millions]		
	Receipts	Outlays	Deficit/Surplus (-)
<b>FY 2009</b>			
October.....	164,829	320,360	155,531
November.....	144,769	269,970	125,201
December.....	237,786	289,540	51,754
January.....	226,090	289,548	63,457
February.....	87,312	281,171	193,859
March.....	128,926	320,514	191,589
April.....	266,206	287,113	20,907
May.....	117,217	306,868	189,651
June.....	215,340	309,671	94,332
July.....	151,481	332,160	180,680
August.....	145,529	249,084	103,555
September.....	218,880	264,087	45,207
<b>Year-to-Date.....</b>	<b>12,104,365</b>	<b>13,520,088</b>	<b>1,415,722</b>
<b>FY 2010</b>			
October.....	135,294	311,657	176,363
November.....	133,564	253,851	120,287
December.....	218,919	310,328	91,410
January.....	205,240	247,874	42,634
February.....	107,521	328,429	220,909
March.....	153,358	218,745	65,387
April.....	245,272	327,962	82,689
<b>Year-to-Date.....</b>	<b>1,199,168</b>	<b>1,998,847</b>	<b>799,679</b>

<sup>1</sup>The receipt, outlay and deficit figures differ from the *FY 2011 Budget*, released by the Office of Management and Budget on February 1, 2010. The deficit figure differs by \$3,036 million, due mainly to revisions in the data following the release of the Final Monthly Treasury Statement.

Note: Details may not add to totals due to rounding.

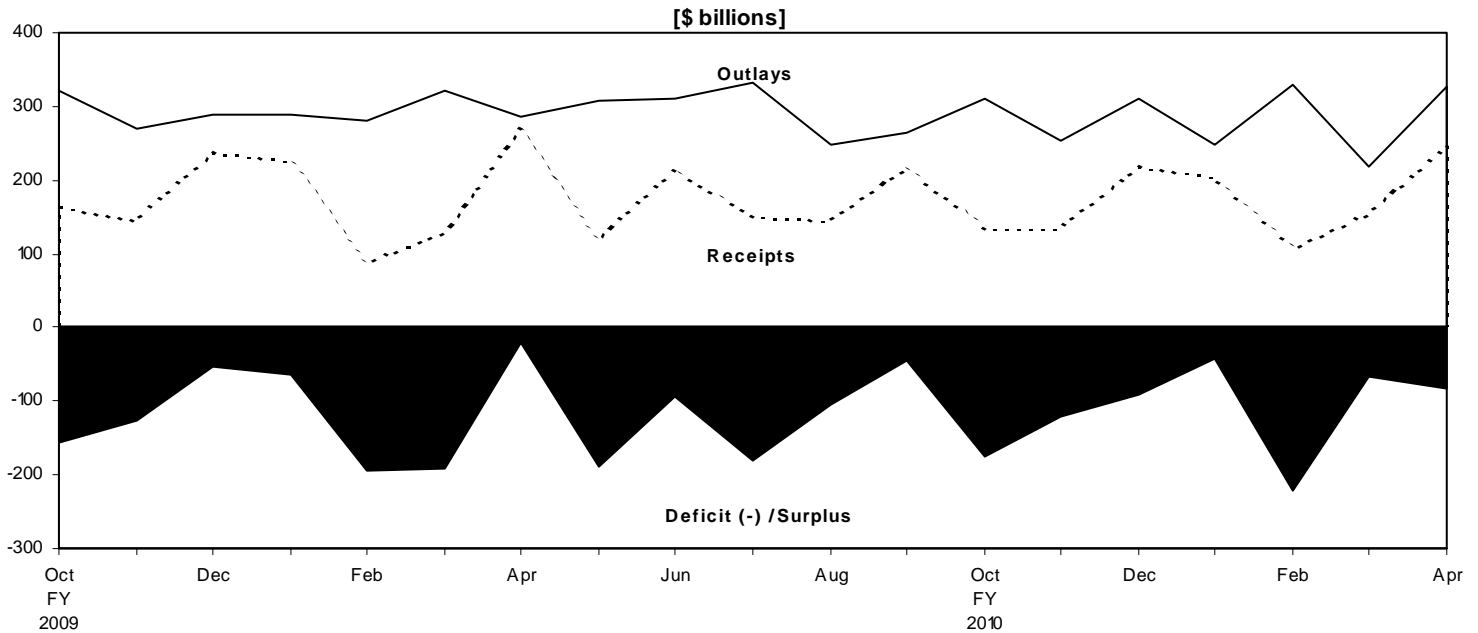
**Table 2. Summary of Budget and Off-Budget Results and Financing of the U.S. Government, April 2010 and Other Periods**

[\$ millions]					
Classification	This Month	Current Fiscal Year to Date	Budget Estimates Full Fiscal Year <sup>1</sup>	Prior Fiscal Year to Date (2009)	Budget Estimates Next Fiscal Year (2011) <sup>1</sup>
<b>Total On-Budget and Off-Budget Results:</b>					
Total Receipts.....	245,272	1,199,168	2,165,119	1,255,918	2,567,181
On-Budget Receipts.....	176,484	825,201	1,529,936	866,218	1,893,113
Off-Budget Receipts.....	68,788	373,967	635,183	389,700	674,068
Total Outlays.....	327,962	1,998,847	3,720,701	2,058,216	3,833,860
On-Budget Outlays.....	276,132	1,677,911	3,163,742	1,760,973	3,255,667
Off-Budget Outlays.....	51,830	320,935	556,959	297,243	578,193
Total Surplus (+) or Deficit (-).....	-82,689	-799,679	-1,555,582	-802,298	-1,266,679
On-Budget Surplus (+) or Deficit (-).....	-99,647	-852,711	-1,633,806	-894,755	-1,362,554
Off-Budget Surplus (+) or Deficit (-).....	+16,958	+53,032	+78,224	+92,457	+95,875
Total On-Budget and Off-Budget Financing.....	82,689	799,679	1,555,582	802,298	1,266,679
<b>Means of Financing:</b>					
Borrowing from the Public.....	143,469	882,939	1,752,946	1,123,600	1,200,671
Reduction of Operating Cash, Increase (-).....	-81,729	-24,966	5,265	33,479	200,000
By Other Means.....	20,950	-58,294	-202,629	-354,781	-133,992

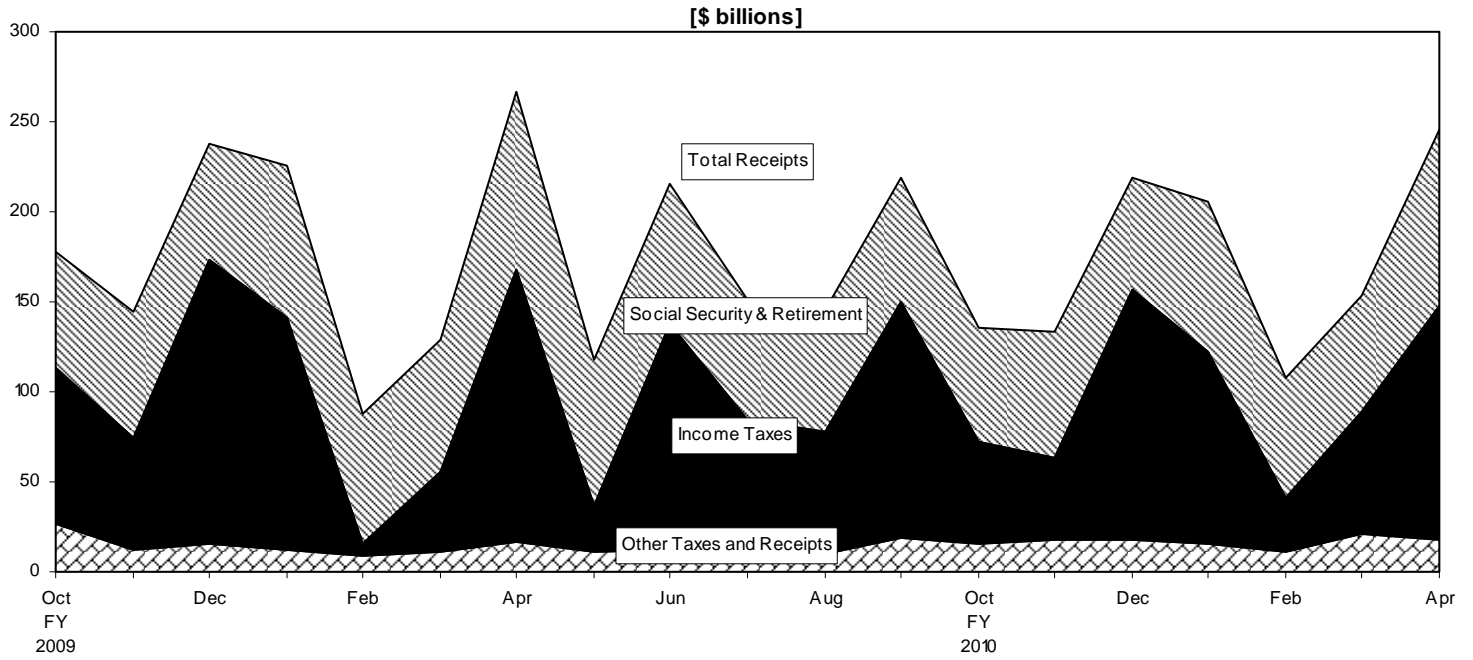
<sup>1</sup>These estimates are based on the *FY 2011 Budget*, released by the Office of Management and Budget on February 1, 2010.

Note: Details may not add to totals due to rounding.

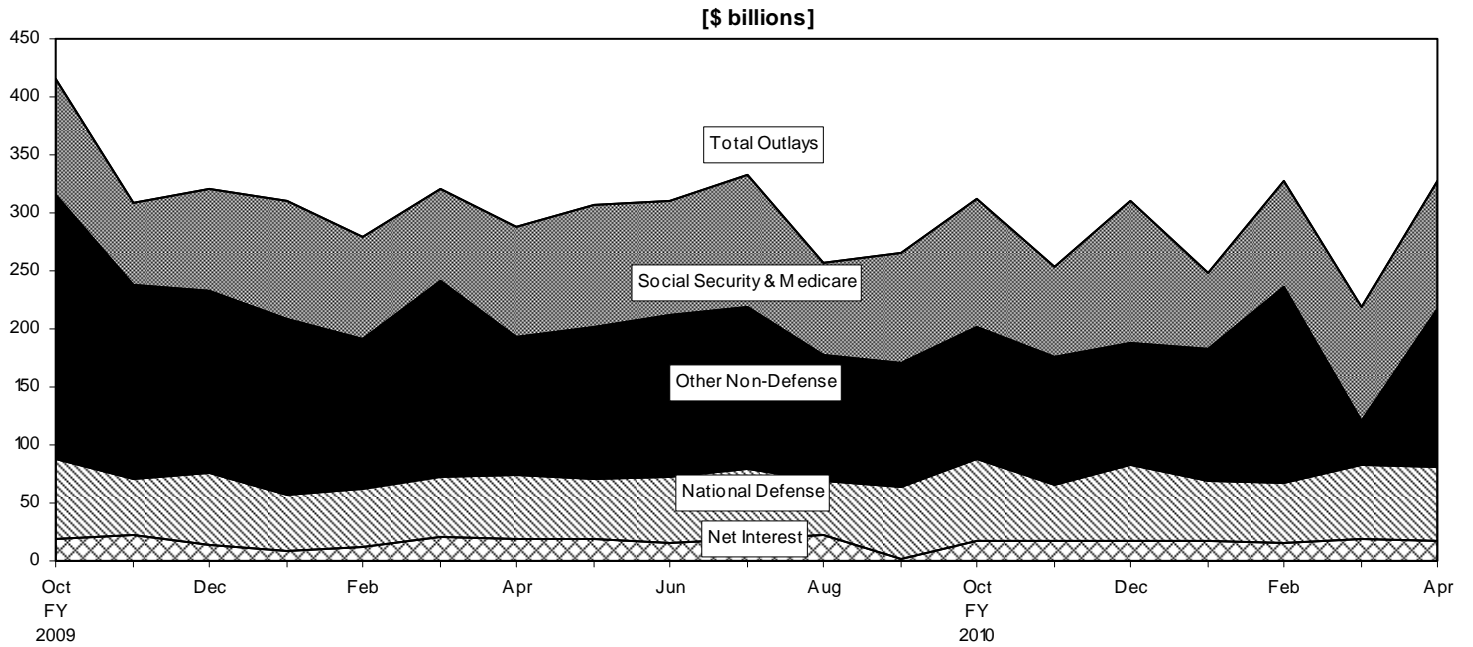
**Figure 1. Monthly Receipts, Outlays, and Budget Deficit/Surplus of the U.S. Government, Fiscal Years 2009 and 2010**



**Figure 2. Monthly Receipts of the U.S. Government, by Source, Fiscal Years 2009 and 2010**



**Figure 3. Monthly Outlays of the U.S. Government, by Function, Fiscal Years 2009 and 2010**



**Table 3. Summary of Receipts and Outlays of the U.S. Government, April 2010 and Other Periods**

Classification	[\$ millions]			
	This Month	Current Fiscal Year to Date	Comparable Prior Period Year to Date	Budget Estimates Full Fiscal Year <sup>1</sup>
<b>Budget Receipts</b>				
Individual Income Taxes .....	107,310	500,815	566,369	935,771
Corporation Income Taxes.....	23,118	77,087	70,781	156,741
Social Insurance and Retirement Receipts:				
Employment and General Retirement (Off-Budget) .....	68,788	373,967	389,700	635,183
Employment and General Retirement (On-Budget) .....	20,010	110,675	119,133	184,637
Unemployment Insurance .....	8,435	19,215	17,117	51,496
Other Retirement .....	383	2,429	2,401	4,440
Excise Taxes .....	6,321	35,909	34,343	73,204
Estate and Gift Taxes .....	3,250	12,594	16,082	17,011
Customs Duties .....	2,117	13,750	14,063	23,787
Miscellaneous Receipts .....	5,541	52,725	25,929	94,849
Allowances .....	.....	.....	.....	-12,000
<b>Total Receipts .....</b>	<b>245,272</b>	<b>1,199,168</b>	<b>1,255,918</b>	<b>2,165,119</b>
(On-Budget).....	<b>176,484</b>	<b>825,201</b>	<b>866,218</b>	<b>1,529,936</b>
(Off-Budget).....	<b>68,788</b>	<b>373,967</b>	<b>389,700</b>	<b>635,183</b>
<b>Budget Outlays</b>				
Legislative Branch .....	550	2,948	2,806	5,423
Judicial Branch .....	754	4,206	3,768	7,159
Department of Agriculture .....	9,940	82,082	72,356	142,016
Department of Commerce.....	1,095	6,541	6,314	16,714
Department of Defense-Military .....	61,093	396,452	368,574	692,031
Department of Education.....	7,727	61,242	39,453	106,944
Department of Energy.....	2,502	16,054	12,870	38,278
Department of Health and Human Services.....	86,311	503,984	452,467	868,762
Department of Homeland Security.....	3,496	25,762	31,549	52,903
Department of Housing and Urban Development .....	4,256	29,165	26,296	62,518
Department of the Interior .....	791	7,213	6,317	12,042
Department of Justice.....	2,246	16,927	14,826	30,333
Department of Labor.....	14,041	104,236	68,229	209,265
Department of State.....	1,671	13,234	11,804	25,726
Department of Transportation.....	5,368	40,470	35,802	90,944
Department of the Treasury:				
Interest on Treasury Debt Securities (Gross).....	22,485	224,414	193,439	425,127
Other .....	11,707	21,127	249,775	77,853
Department of Veterans Affairs.....	13,870	67,637	54,145	124,565
Corps of Engineers .....	779	5,414	3,889	10,536
Other Defense Civil Programs .....	3,513	30,578	35,116	54,317
Environmental Protection Agency.....	926	5,586	4,575	11,301
Executive Office of the President.....	75	368	414	715
General Services Administration.....	-85	45	275	1,782
International Assistance Program .....	760	10,957	9,841	23,899
National Aeronautics and Space Administration .....	1,900	10,781	10,445	19,123
National Science Foundation.....	509	3,514	3,172	7,819
Office of Personnel Management .....	6,186	43,986	43,039	71,603
Small Business Administration.....	127	5,493	1,768	5,978
Social Security Administration .....	66,775	437,658	406,364	768,975
Other Independent Agencies .....	5,595	-30,472	41,800	8,427
Allowances .....	.....	.....	.....	18,750
Undistributed Offsetting Receipts:				
Interest.....	-3,045	-95,607	-88,919	-191,396
Other .....	-5,953	-53,147	-64,353	-79,731
<b>Total Outlays .....</b>	<b>327,962</b>	<b>1,998,847</b>	<b>2,058,216</b>	<b>3,720,701</b>
(On-Budget).....	<b>276,132</b>	<b>1,677,911</b>	<b>1,760,973</b>	<b>3,163,742</b>
(Off-Budget).....	<b>51,830</b>	<b>320,935</b>	<b>297,243</b>	<b>556,959</b>
<b>Surplus (+) or Deficit (-).....</b>	<b>-82,689</b>	<b>-799,679</b>	<b>-802,298</b>	<b>-1,555,582</b>
(On-Budget).....	<b>-99,647</b>	<b>-852,711</b>	<b>-894,755</b>	<b>-1,633,806</b>
(Off-Budget).....	<b>+16,958</b>	<b>+53,032</b>	<b>+92,457</b>	<b>+78,224</b>

<sup>1</sup>These estimates are based on the *FY 2011 Budget*, released by the Office of Management and Budget on February 1, 2010.

... No Transactions

Note: Details may not add to totals due to rounding.

**Table 4. Receipts of the U.S. Government, April 2010 and Other Periods**

Classification	[\$ millions]								
	This Month			Current Fiscal Year to Date			Prior Fiscal Year to Date		
	Gross Receipts	Refunds (Deduct)	Receipts	Gross Receipts	Refunds (Deduct)	Receipts	Gross Receipts	Refunds (Deduct)	Receipts
<b>Individual Income Taxes:</b>									
Withheld.....	69,556			530,579			547,713		
Presidential Election Campaign Fund.....	11			30			35		
Other.....	106,507			187,360			224,688		
<b>Total--Individual Income Taxes.....</b>	<b>176,074</b>	<b>68,765</b>	<b>107,310</b>	<b>717,969</b>	<b>217,154</b>	<b>500,815</b>	<b>772,435</b>	<b>206,066</b>	<b>566,369</b>
<b>Corporation Income Taxes.....</b>	<b>32,683</b>	<b>9,566</b>	<b>23,118</b>	<b>144,712</b>	<b>67,625</b>	<b>77,087</b>	<b>129,743</b>	<b>58,962</b>	<b>70,781</b>
<b>Social Insurance and Retirement Receipts:</b>									
<b>Employment and General Retirement:</b>									
<b>Federal Old-Age and Survivors Ins. Trust Fund:</b>									
Federal Insurance Contributions Act Taxes.....	45,823		45,823	309,491		309,491	316,845		316,845
Self-Employment Contributions Act Taxes.....	12,980		12,980	20,111		20,111	21,056		21,056
Adjustments Attributable to Prior Years.....				-9,916		-9,916	-4,770		-4,770
<b>Total--FOASI Trust Fund.....</b>	<b>58,803</b>		<b>58,803</b>	<b>319,686</b>		<b>319,686</b>	<b>333,131</b>		<b>333,131</b>
<b>Federal Disability Insurance Trust Fund:</b>									
Federal Insurance Contributions Act Taxes.....	7,781		7,781	52,553		52,553	53,804		53,804
Self-Employment Contributions Act Taxes.....	2,204		2,204	3,415		3,415	3,575		3,575
Adjustments Attributable to Prior Years.....				-1,687		-1,687	-809		-809
<b>Total--FDI Trust Fund.....</b>	<b>9,985</b>		<b>9,985</b>	<b>54,281</b>		<b>54,281</b>	<b>56,570</b>		<b>56,570</b>
<b>Federal Hospital Insurance Trust Fund:</b>									
Federal Insurance Contributions Act Taxes.....	14,067		14,067	103,075		103,075	107,513		107,513
Self-Employment Contributions Act Taxes.....	5,579		5,579	8,645		8,645	9,028		9,028
Adjustments Attributable to Prior Years.....				-3,735		-3,735	-211		-211
<b>Total--FHI Trust Fund.....</b>	<b>19,646</b>		<b>19,646</b>	<b>107,985</b>		<b>107,985</b>	<b>116,330</b>		<b>116,330</b>
<b>Railroad Retirement :</b>									
Rail Pension and Supplemental Annuity.....	170	2	168	1,307	2	1,305	1,358	3	1,356
Social Security Equivalent Account.....	198	2	196	1,388	2	1,386	1,450	3	1,447
<b>Total--Employment and General Retirement.....</b>	<b>88,802</b>	<b>4</b>	<b>88,798</b>	<b>484,647</b>	<b>4</b>	<b>484,643</b>	<b>508,838</b>	<b>5</b>	<b>508,833</b>
<b>Unemployment Insurance:</b>									
Deposits by States.....	4,956		4,956	13,870		13,870	11,503		11,503
Federal Unemployment Tax Act Taxes.....	3,481	20	3,460	5,330	46	5,284	5,599	51	5,548
Railroad Unemployment Taxes.....	19		19	62		62	66		66
<b>Total--Unemployment Insurance.....</b>	<b>8,455</b>	<b>20</b>	<b>8,435</b>	<b>19,261</b>	<b>46</b>	<b>19,215</b>	<b>17,167</b>	<b>51</b>	<b>17,117</b>
<b>Other Retirement:</b>									
Federal Employees Retirement - Employee Share.....	379		379	2,408		2,408	2,378		2,378
Non-Federal Employees Retirement.....	4		4	21		21	22		22
<b>Total--Other Retirement.....</b>	<b>383</b>		<b>383</b>	<b>2,429</b>		<b>2,429</b>	<b>2,401</b>		<b>2,401</b>
<b>Total--Social Insurance and Retirement Receipts.....</b>	<b>97,640</b>	<b>24</b>	<b>97,616</b>	<b>506,337</b>	<b>50</b>	<b>506,287</b>	<b>528,406</b>	<b>56</b>	<b>528,350</b>
<b>Excise Taxes:</b>									
Miscellaneous Excise Taxes.....	2,447	115	2,333	16,356	3,942	12,413	10,873	820	10,053
Airport and Airway Trust Fund.....	906		906	5,317	4	5,313	5,717	71	5,647
Highway Trust Fund.....	3,025		3,025	18,190	342	17,848	18,672	355	18,318
Black Lung Disability Trust Fund.....	58		58	334		334	326		326
<b>Total--Excise Taxes.....</b>	<b>6,436</b>	<b>115</b>	<b>6,321</b>	<b>40,197</b>	<b>4,288</b>	<b>35,909</b>	<b>35,589</b>	<b>1,245</b>	<b>34,343</b>
<b>Estate and Gift Taxes.....</b>	<b>3,323</b>	<b>73</b>	<b>3,250</b>	<b>13,157</b>	<b>563</b>	<b>12,594</b>	<b>16,840</b>	<b>758</b>	<b>16,082</b>
<b>Customs Duties.....</b>	<b>2,171</b>	<b>54</b>	<b>2,117</b>	<b>14,315</b>	<b>565</b>	<b>13,750</b>	<b>14,676</b>	<b>613</b>	<b>14,063</b>
<b>Miscellaneous Receipts:</b>									
Deposits of Earnings by Federal Reserve Banks.....	3,763		3,763	41,479		41,479	15,976		15,976
Universal Service Fund.....	775		775	5,119		5,119	4,716		4,716
All Other.....	857	-146	1,003	6,144	16	6,128	5,296	58	5,237
<b>Total -- Miscellaneous Receipts.....</b>	<b>5,396</b>	<b>-146</b>	<b>5,541</b>	<b>52,742</b>	<b>16</b>	<b>52,725</b>	<b>25,987</b>	<b>58</b>	<b>25,929</b>
<b>Total -- Receipts.....</b>	<b>323,723</b>	<b>78,450</b>	<b>245,272</b>	<b>1,489,429</b>	<b>290,261</b>	<b>1,199,168</b>	<b>1,523,676</b>	<b>267,758</b>	<b>1,255,918</b>
<b>Total -- On-Budget.....</b>	<b>254,935</b>	<b>78,450</b>	<b>176,484</b>	<b>1,115,462</b>	<b>290,261</b>	<b>825,201</b>	<b>1,133,976</b>	<b>267,758</b>	<b>866,218</b>
<b>Total -- Off-Budget.....</b>	<b>68,788</b>		<b>68,788</b>	<b>373,967</b>		<b>373,967</b>	<b>389,700</b>		<b>389,700</b>

... No Transactions

Note: Details may not add to totals due to rounding.

**Table 5. Outlays of the U.S. Government, April 2010 and Other Periods**

Classification	[\$ millions]								
	This Month			Current Fiscal Year to Date			Prior Fiscal Year to Date		
	Gross Outlays	Applicable Receipts	Outlays	Gross Outlays	Applicable Receipts	Outlays	Gross Outlays	Applicable Receipts	Outlays
<b>Legislative Branch:</b>									
Senate .....	73	(**)	73	539	1	537	505	1	504
House of Representatives.....	121	(**)	121	851	1	850	785	1	784
Joint Items .....	1	.....	1	9	.....	9	12	.....	12
Capitol Police.....	26	.....	26	192	.....	192	172	.....	172
Congressional Budget Office.....	3	.....	3	26	.....	26	23	.....	23
Architect of the Capitol.....	38	(**)	37	295	2	293	301	2	298
Library of Congress .....	229	1	229	624	5	619	600	5	595
Government Printing Office.....	5	.....	5	58	.....	58	87	.....	87
Government Accountability Office.....	47	.....	47	323	.....	323	297	.....	297
United States Tax Court.....	4	.....	4	30	.....	30	29	.....	29
Other Legislative Branch Agencies.....	4	.....	4	38	.....	38	33	.....	33
Proprietary Receipts from the Public.....	.....	(**)	(**)	.....	14	-14	.....	12	-12
Intrabudgetary Transactions .....	(**)	.....	(**)	-13	.....	-13	-18	.....	-18
<b>Total--Legislative Branch.....</b>	<b>552</b>	<b>2</b>	<b>550</b>	<b>2,971</b>	<b>23</b>	<b>2,948</b>	<b>2,827</b>	<b>21</b>	<b>2,806</b>
<b>Judicial Branch:</b>									
Supreme Court of the United States .....	10	.....	10	58	.....	58	54	.....	54
Courts of Appeals, District Courts, and Other									
Judicial Services.....	727	.....	727	4,427	.....	4,427	3,668	.....	3,668
Other .....	27	.....	27	214	.....	214	205	.....	205
Proprietary Receipts from the Public.....	.....	9	-9	.....	62	-62	.....	79	-79
Intrabudgetary Transactions .....	(**)	.....	(**)	-431	.....	-431	-80	.....	-80
<b>Total--Judicial Branch.....</b>	<b>763</b>	<b>9</b>	<b>754</b>	<b>4,268</b>	<b>62</b>	<b>4,206</b>	<b>3,847</b>	<b>79</b>	<b>3,768</b>
<b>Department of Agriculture:</b>									
Agricultural Research Service.....	106	.....	106	701	.....	701	691	.....	691
National Institute of Food and Agriculture:									
Research and Education Activities.....	52	.....	52	309	.....	309	355	.....	355
Extension Activities.....	37	.....	37	216	.....	216	247	.....	247
Other .....	7	.....	7	45	.....	45	28	.....	28
Animal and Plant Health Inspection Service .....	88	.....	88	663	.....	663	654	.....	654
Food Safety and Inspection Service .....	77	.....	77	557	.....	557	524	.....	524
Agricultural Marketing Service .....	127	.....	127	677	.....	677	732	.....	732
Risk Management Agency:									
Administrative and Operating Expenses.....	7	.....	7	43	.....	43	39	.....	39
Federal Crop Insurance Corporation Fund.....	192	31	161	5,543	2,399	3,144	9,427	3,842	5,586
Farm Service Agency:									
Salaries and Expenses.....	103	.....	103	548	.....	548	498	.....	498
USDA Disaster Assistance .....	(**)	.....	(**)	271	.....	271	.....	.....	.....
Agricultural Disaster Relief Fund.....	255	.....	255	878	.....	878	.....	.....	.....
Commodity Credit Corporation .....	543	942	-399	16,700	5,386	11,314	18,449	6,262	12,187
Tobacco Trust Fund.....	2	.....	2	472	.....	472	662	.....	662
Agricultural Credit Insurance Fund.....	875	21	855	1,281	170	1,111	426	196	231
Other .....	9	.....	9	67	.....	67	142	.....	142
<b>Total--Farm Service Agency.....</b>	<b>1,788</b>	<b>963</b>	<b>825</b>	<b>20,218</b>	<b>5,556</b>	<b>14,662</b>	<b>20,178</b>	<b>6,458</b>	<b>13,720</b>
Natural Resources Conservation Service:									
Conservation Operations .....	58	.....	58	462	.....	462	454	.....	454
Farm Security and Rural Investment Programs .....	107	.....	107	1,032	.....	1,032	1,039	.....	1,039
Other .....	23	.....	23	213	.....	213	153	.....	153
Rural Development.....	6	.....	6	-117	.....	-117	174	.....	174
Rural Housing Service:									
Rural Housing Insurance Fund .....	45	64	-19	760	430	330	350	467	-117
Rental Assistance Program .....	86	.....	86	593	.....	593	564	.....	564
Other .....	23	.....	23	144	.....	144	110	.....	110
Rural Utilities Service:									
Rural Electrification and Telecommunications Fund .....	40	169	-129	275	1,482	-1,207	281	1,355	-1,074
Other .....	48	14	34	387	122	265	351	132	219
Foreign Agricultural Service.....	138	.....	138	866	.....	866	1,135	.....	1,135
Food and Nutrition Service:									
Supplemental Nutrition Assistance Program.....	5,861	.....	5,861	40,131	.....	40,131	29,477	.....	29,477
Child Nutrition Programs.....	1,575	.....	1,575	10,958	.....	10,958	10,175	.....	10,175
Special Supplemental Nutrition Program for									
Women, Infants, and Children (WIC) .....	551	.....	551	3,780	.....	3,780	3,837	.....	3,837
Other .....	16	.....	16	306	.....	306	373	.....	373
<b>Total--Food and Nutrition Service.....</b>	<b>8,003</b>	<b>.....</b>	<b>8,003</b>	<b>55,175</b>	<b>.....</b>	<b>55,175</b>	<b>43,861</b>	<b>.....</b>	<b>43,861</b>
Forest Service:									
National Forest System.....	106	.....	106	862	.....	862	811	.....	811
Capital Improvement and Maintenance .....	39	.....	39	332	.....	332	254	.....	254
Wildland Fire Management.....	133	.....	133	1,001	.....	1,001	1,128	.....	1,128
Forest Service Permanent Appropriations .....	9	.....	9	545	.....	545	588	.....	588
Other .....	70	.....	70	504	.....	504	488	.....	488
<b>Total--Forest Service.....</b>	<b>356</b>	<b>.....</b>	<b>356</b>	<b>3,244</b>	<b>.....</b>	<b>3,244</b>	<b>3,271</b>	<b>.....</b>	<b>3,271</b>
Other .....	165	5	160	847	33	814	618	27	591
Proprietary Receipts from the Public.....	.....	394	-394	.....	740	-740	.....	418	-418
Intrabudgetary Transactions .....	(**)	.....	(**)	-7	.....	-7	-181	.....	-181
<b>Total--Department of Agriculture.....</b>	<b>11,579</b>	<b>1,639</b>	<b>9,940</b>	<b>92,845</b>	<b>10,763</b>	<b>82,082</b>	<b>85,055</b>	<b>12,699</b>	<b>72,356</b>

**Table 5. Outlays of the U.S. Government, April 2010 and Other Periods - Continued**

Classification	[\$ millions]								
	This Month			Current Fiscal Year to Date			Prior Fiscal Year to Date		
	Gross Outlays	Applicable Receipts	Outlays	Gross Outlays	Applicable Receipts	Outlays	Gross Outlays	Applicable Receipts	Outlays
<b>Department of Commerce:</b>									
Economic Development Administration .....	33	(**)	33	181	(**)	180	143	1	142
Bureau of the Census .....	569	.....	569	2,591	.....	2,591	1,437	.....	1,437
International Trade Administration .....	25	.....	25	261	.....	261	207	.....	207
National Oceanic and Atmospheric Administration .....	345	(**)	345	2,793	5	2,788	2,523	5	2,518
National Institute of Standards and Technology.....	75	.....	75	495	.....	495	451	.....	451
National Telecommunication and Information Administration.....	36	.....	36	92	.....	92	1,369	.....	1,369
Other .....	-4	3	-7	124	29	95	270	12	258
Proprietary Receipts from the Public.....	.....	12	-12	.....	-3	3	.....	35	-35
Intrabudgetary Transactions .....	31	.....	31	36	.....	36	-34	.....	-34
<b>Total--Department of Commerce .....</b>	<b>1,111</b>	<b>15</b>	<b>1,095</b>	<b>6,573</b>	<b>32</b>	<b>6,541</b>	<b>6,367</b>	<b>53</b>	<b>6,314</b>
<b>Department of Defense--Military:</b>									
<b>Military Personnel:</b>									
Department of the Army.....	7,687	.....	7,687	44,482	.....	44,482	39,312	.....	39,312
Department of the Navy.....	4,638	.....	4,638	29,231	.....	29,231	26,572	.....	26,572
Department of the Air Force.....	3,617	.....	3,617	22,123	.....	22,123	19,873	.....	19,873
Defense Agencies.....	.....	.....	.....	4,516	.....	4,516	3,745	.....	3,745
<b>Total--Military Personnel .....</b>	<b>15,943</b>	<b>.....</b>	<b>15,943</b>	<b>100,353</b>	<b>.....</b>	<b>100,353</b>	<b>89,503</b>	<b>.....</b>	<b>89,503</b>
<b>Operation and Maintenance:</b>									
Department of the Army.....	8,807	.....	8,807	58,933	.....	58,933	55,189	.....	55,189
Department of the Navy.....	5,128	.....	5,128	30,672	.....	30,672	29,381	.....	29,381
Department of the Air Force.....	5,479	.....	5,479	32,516	.....	32,516	29,670	.....	29,670
Defense Agencies.....	5,882	.....	5,882	36,647	.....	36,647	32,398	.....	32,398
<b>Total--Operation and Maintenance .....</b>	<b>25,295</b>	<b>.....</b>	<b>25,295</b>	<b>158,769</b>	<b>.....</b>	<b>158,769</b>	<b>146,638</b>	<b>.....</b>	<b>146,638</b>
<b>International Reconstruction and Other Assistance:</b>									
Department of the Army.....	(**)	.....	(**)	10	.....	10	17	.....	17
<b>Procurement:</b>									
Department of the Army.....	3,979	.....	3,979	26,557	.....	26,557	25,701	.....	25,701
Department of the Navy.....	3,186	.....	3,186	24,308	.....	24,308	21,750	.....	21,750
Department of the Air Force.....	3,695	.....	3,695	22,642	.....	22,642	21,717	.....	21,717
Defense Agencies.....	514	.....	514	3,661	.....	3,661	3,974	.....	3,974
<b>Total--Procurement.....</b>	<b>11,374</b>	<b>.....</b>	<b>11,374</b>	<b>77,168</b>	<b>.....</b>	<b>77,168</b>	<b>73,143</b>	<b>.....</b>	<b>73,143</b>
<b>Research, Development, Test, and Evaluation:</b>									
Department of the Army.....	1,108	.....	1,108	6,579	.....	6,579	6,801	.....	6,801
Department of the Navy.....	1,662	.....	1,662	11,271	.....	11,271	11,272	.....	11,272
Department of the Air Force.....	2,814	.....	2,814	15,928	.....	15,928	16,666	.....	16,666
Defense Agencies.....	1,994	.....	1,994	12,083	.....	12,083	12,396	.....	12,396
<b>Total--Research, Development, Test, and Evaluation.....</b>	<b>7,579</b>	<b>.....</b>	<b>7,579</b>	<b>45,862</b>	<b>.....</b>	<b>45,862</b>	<b>47,134</b>	<b>.....</b>	<b>47,134</b>
<b>Military Construction:</b>									
Department of the Army.....	359	.....	359	3,238	.....	3,238	2,338	.....	2,338
Department of the Navy.....	189	.....	189	1,517	.....	1,517	1,007	.....	1,007
Department of the Air Force.....	147	.....	147	850	.....	850	732	.....	732
Defense Agencies.....	976	.....	976	5,950	.....	5,950	5,237	.....	5,237
<b>Total--Military Construction .....</b>	<b>1,672</b>	<b>.....</b>	<b>1,672</b>	<b>11,556</b>	<b>.....</b>	<b>11,556</b>	<b>9,314</b>	<b>.....</b>	<b>9,314</b>
<b>Family Housing:</b>									
Department of the Army.....	60	(**)	60	406	3	403	437	2	436
Department of the Navy.....	41	.....	41	236	.....	236	285	.....	285
Department of the Air Force.....	95	.....	95	614	.....	614	675	.....	675
Defense Agencies.....	160	7	153	610	30	580	215	.....	215
<b>Revolving and Management Funds:</b>									
Department of the Navy.....	91	.....	91	1,044	.....	1,044	1,113	.....	1,113
<b>Defense Agencies:</b>									
Working Capital Fund .....	-240	.....	-240	1,089	.....	1,089	858	.....	858
Other.....	-71	.....	-71	-66	.....	-66	62	.....	62
Allowances .....	34	.....	34	46	.....	46	-7	.....	-7
<b>Trust Funds:</b>									
Department of the Army.....	(**)	.....	(**)	3	.....	3	1	.....	1
Department of the Navy.....	2	.....	2	11	.....	11	16	.....	16
Department of the Air Force.....	(**)	.....	(**)	2	(**)	2	5	1	5
Defense Agencies.....	12	.....	12	98	.....	98	109	.....	109
<b>Proprietary Receipts from the Public:</b>									
Department of the Army.....	.....	485	-485	.....	515	-515	.....	207	-207
Department of the Navy.....	.....	5	-5	.....	65	-65	.....	229	-229
Department of the Air Force.....	.....	64	-64	.....	56	-56	.....	-5	5
Defense Agencies.....	.....	324	-324	.....	651	-651	.....	511	-511
<b>Intrabudgetary Transactions:</b>									
Department of the Army.....	-10	.....	-10	59	.....	59	-59	.....	-59
Department of the Navy.....	1	.....	1	30	.....	30	-11	.....	-11
Department of the Air Force.....	-46	.....	-46	31	.....	31	54	.....	54
Defense Agencies.....	-15	.....	-15	-158	.....	-158	24	.....	24
<b>Offsetting Governmental Receipts:</b>									
Department of the Army.....	.....	(**)	(**)	.....	3	-3	.....	6	-6
Defense Agencies.....	.....	(**)	(**)	.....	(**)	(**)	.....	(**)	(**)
<b>Total--Department of Defense--Military .....</b>	<b>61,978</b>	<b>885</b>	<b>61,093</b>	<b>397,775</b>	<b>1,323</b>	<b>396,452</b>	<b>369,525</b>	<b>950</b>	<b>368,574</b>



**Table 5. Outlays of the U.S. Government, April 2010 and Other Periods - Continued**

Classification	[\$ millions]								
	This Month			Current Fiscal Year to Date			Prior Fiscal Year to Date		
	Gross Outlays	Applicable Receipts	Outlays	Gross Outlays	Applicable Receipts	Outlays	Gross Outlays	Applicable Receipts	Outlays
<b>Department of Education:</b>									
Office of Elementary and Secondary Education:									
Accelerating Achievement and Ensuring Equity.....	1,507	.....	1,507	11,566	.....	11,566	8,582	.....	8,582
Impact Aid.....	54	.....	54	1,059	.....	1,059	948	.....	948
Education Improvement Programs.....	387	.....	387	2,931	.....	2,931	2,977	.....	2,977
State Fiscal Stabilization Fund, Recovery Act.....	1,668	.....	1,668	13,804	.....	13,804	29	.....	29
Other.....	13	.....	13	65	.....	65	62	.....	62
Total--Office of Elementary and Secondary Education.....	3,629	.....	3,629	29,424	.....	29,424	12,598	.....	12,598
Office of Innovation and Improvement.....	87	.....	87	592	.....	592	576	.....	576
Office of Safe and Drug-Free Schools.....	59	.....	59	435	.....	435	451	.....	451
Office of English Language Acquisition.....	45	.....	45	355	.....	355	377	.....	377
Office of Special Education and Rehabilitative Services:									
Special Education.....	1,553	.....	1,553	10,585	.....	10,585	7,743	.....	7,743
Rehabilitation Services and Disability Research.....	294	.....	294	2,003	.....	2,003	1,894	.....	1,894
Special Institutions for Persons with Disabilities.....	25	.....	25	131	.....	131	123	.....	123
Office of Vocational and Adult Education.....	168	.....	168	1,096	.....	1,096	1,134	.....	1,134
Office of Postsecondary Education:									
Higher Education.....	203	.....	203	1,352	.....	1,352	1,243	.....	1,243
Other.....	32	2	30	149	10	140	154	11	143
Total--Office of Postsecondary Education.....	235	2	233	1,502	10	1,492	1,397	11	1,386
Office of Federal Student Aid:									
Student Financial Assistance.....	1,821	.....	1,821	19,986	.....	19,986	13,241	.....	13,241
Academic Competitiveness-Smart Grant Program.....	58	.....	58	605	.....	605	418	.....	418
Student Aid Administration.....	87	.....	87	467	.....	467	396	.....	396
Federal Student Loan Reserve Fund.....	.....	.....	.....	-635	.....	-635	-391	.....	-391
Federal Direct Student Loans.....	(**)	.....	(**)	(**)	.....	(**)	20	.....	20
Federal Family Education Loans.....	-316	.....	-316	-213	.....	-213	-277	.....	-277
Total--Office of Federal Student Aid.....	1,648	.....	1,648	20,210	.....	20,210	13,407	.....	13,407
Institute of Education Sciences.....	50	.....	50	313	.....	313	329	.....	329
Departmental Management.....	51	.....	51	331	.....	331	310	.....	310
Hurricane Education Recovery.....	1	.....	1	15	.....	15	43	.....	43
Other.....	4	.....	4	4	.....	4	.....	.....	.....
Proprietary Receipts from the Public.....	.....	126	-126	.....	5,765	-5,765	.....	942	-942
Intrabudgetary Transactions.....	7	.....	7	23	.....	23	24	.....	24
Total--Department of Education.....	7,855	128	7,727	67,017	5,775	61,242	40,406	953	39,453
<b>Department of Energy:</b>									
National Nuclear Security Administration:									
Naval Reactors.....	73	.....	73	551	.....	551	487	.....	487
Weapons Activities.....	515	.....	515	3,453	.....	3,453	3,569	.....	3,569
Defense Nuclear Nonproliferation.....	130	.....	130	863	.....	863	942	.....	942
Other.....	38	.....	38	254	.....	254	241	.....	241
Environmental and Other Defense Activities:									
Defense Environmental Cleanup.....	559	.....	559	4,327	.....	4,327	3,536	.....	3,536
Other Defense Activities.....	161	.....	161	803	.....	803	485	.....	485
Defense Nuclear Waste Disposal.....	9	.....	9	45	.....	45	93	.....	93
Other.....	.....	.....	.....	(**)	.....	(**)	(**)	.....	(**)
Energy Programs:									
Science.....	456	.....	456	2,960	.....	2,960	2,388	.....	2,388
Energy Supply.....	102	.....	102	689	.....	689	743	.....	743
Energy Efficiency and Renewable Energy.....	438	.....	438	2,161	.....	2,161	766	.....	766
Fossil Energy Research and Development.....	54	.....	54	380	.....	380	301	.....	301
Uranium Enrichment Decontamination and Decommissioning Fund.....	50	.....	50	415	.....	415	314	.....	314
Advancement Technology Vehicles Manufacturing Loan Program.....	84	.....	84	403	.....	403	1	.....	1
Title 17 Innovative Technology Loan Guarantee Program.....	7	.....	7	26	.....	26	-15	.....	-15
Other.....	118	2	116	740	29	711	875	31	843
Total--Energy Programs.....	1,308	2	1,306	7,774	29	7,745	5,373	31	5,342
Power Marketing Administration.....	245	226	19	1,821	1,776	45	1,587	1,635	-48
Departmental Administration.....	-2	.....	-2	142	.....	142	137	.....	137
Proprietary Receipts from the Public.....	.....	186	-186	.....	991	-991	.....	930	-930
Intrabudgetary Transactions.....	-120	.....	-120	-1,182	.....	-1,182	-985	.....	-985
Total--Department of Energy.....	2,916	414	2,502	18,850	2,796	16,054	15,466	2,596	12,870

**Table 5. Outlays of the U.S. Government, April 2010 and Other Periods - Continued**

Classification	[\$ millions]								
	This Month			Current Fiscal Year to Date			Prior Fiscal Year to Date		
	Gross Outlays	Applicable Receipts	Outlays	Gross Outlays	Applicable Receipts	Outlays	Gross Outlays	Applicable Receipts	Outlays
<b>Department of Health and Human Services:</b>									
Food and Drug Administration .....	294	1	294	1,314	5	1,309	1,094	4	1,090
Health Resources and Services Administration .....	609	(**)	609	4,537	5	4,532	3,983	6	3,977
Indian Health Services .....	449	.....	449	3,138	.....	3,138	1,951	.....	1,951
Centers for Disease Control and Prevention .....	602	.....	602	4,055	.....	4,055	3,567	.....	3,567
National Institutes of Health .....	3,061	.....	3,061	18,492	.....	18,492	17,050	.....	17,050
Substance Abuse and Mental Health Services Administration .....	339	.....	339	1,890	.....	1,890	1,834	.....	1,834
Agency for Healthcare Research and Quality .....	37	.....	37	96	.....	96	-9	.....	-9
Centers for Medicare and Medicaid Services:									
Grants to States for Medicaid .....	23,710	.....	23,710	156,830	.....	156,830	141,947	.....	141,947
Payments to Health Care Trust Funds .....	29,049	.....	29,049	136,571	.....	136,571	121,034	.....	121,034
Children's Health Insurance Fund .....	604	.....	604	4,489	.....	4,489	4,218	.....	4,218
State Grants and Demonstrations .....	28	.....	28	294	.....	294	265	.....	265
Federal Hospital Insurance Trust Fund:									
Benefit Payments .....	25,705	.....	25,705	145,331	.....	145,331	133,695	.....	133,695
Administrative Expenses .....	203	.....	203	1,250	.....	1,250	1,331	.....	1,331
Total--FHI Trust Fund .....	25,908	.....	25,908	146,581	.....	146,581	135,026	.....	135,026
Health Care Fraud and Abuse Control .....	75	.....	75	633	.....	633	444	.....	444
Federal Supplementary Medical Insurance Trust Fund:									
Benefit Payments .....	21,137	.....	21,137	121,117	.....	121,117	114,123	.....	114,123
Administrative Expenses .....	232	.....	232	1,580	.....	1,580	1,503	.....	1,503
Medicare Prescription Drugs:									
Benefit Payments .....	9,235	.....	9,235	39,076	.....	39,076	30,245	.....	30,245
Administrative Expenses .....	13	.....	13	95	.....	95	37	.....	37
Total--FSMI Trust Fund .....	30,617	.....	30,617	161,868	.....	161,868	145,908	.....	145,908
Other .....	10	.....	10	108	.....	108	152	.....	152
Total--Centers for Medicare and Medicaid Services .....	110,002	.....	110,002	607,375	.....	607,375	548,994	.....	548,994
Administration for Children and Families:									
Temporary Assistance for Needy Families .....	1,332	.....	1,332	10,717	.....	10,717	11,195	.....	11,195
Contingency Fund .....	70	.....	70	1,280	.....	1,280	322	.....	322
Payments to States for Child Support Enforcement and Family Support Programs .....	287	.....	287	2,163	.....	2,163	1,976	.....	1,976
Low Income Home Energy Assistance .....	444	.....	444	3,373	.....	3,373	3,308	.....	3,308
Refugee and Entrant Assistance .....	57	.....	57	403	.....	403	347	.....	347
Child Care Entitlement to States .....	188	.....	188	1,618	.....	1,618	1,776	.....	1,776
Payments to States for the Child Care and Development Block Grant .....	218	.....	218	1,757	.....	1,757	1,218	.....	1,218
Social Services Block Grant .....	202	.....	202	1,152	.....	1,152	1,126	.....	1,126
Children and Families Services Programs .....	1,099	.....	1,099	6,329	.....	6,329	5,425	.....	5,425
Payments to States for Foster Care and Adoption Assistance .....	585	.....	585	4,100	.....	4,100	3,908	.....	3,908
Other .....	82	.....	82	244	.....	244	226	.....	226
Total--Administration for Children and Families .....	4,564	.....	4,564	33,135	.....	33,135	30,826	.....	30,826
Administration on Aging .....	136	.....	136	909	.....	909	869	.....	869
Departmental Management .....	326	.....	326	4,289	.....	4,289	1,076	.....	1,076
Other .....	83	.....	83	448	.....	448	404	.....	404
Proprietary Receipts from the Public .....	.....	5,150	-5,150	.....	39,291	-39,291	.....	38,378	-38,378
Intrabudgetary Transactions:									
Payments for Health Insurance for the Aged:									
Federal Supplementary Medical Insurance Trust Fund .....	-22,339	.....	-22,339	-126,090	.....	-126,090	-112,292	.....	-112,292
Payments for Tax and Other Credits:									
Federal Hospital Insurance Trust Fund .....	-6,711	.....	-6,711	-10,476	.....	-10,476	-8,742	.....	-8,742
Other .....	9	.....	9	171	.....	171	251	.....	251
Total--Department of Health and Human Services .....	91,462	5,151	86,311	543,284	39,301	503,984	490,854	38,388	452,467
<b>Department of Homeland Security:</b>									
Departmental Management and Operations .....	55	.....	55	589	.....	589	584	.....	584
Citizenship and Immigration Services .....	182	.....	182	1,423	.....	1,423	1,409	.....	1,409
United States Secret Service .....	157	.....	157	949	.....	949	983	.....	983
Transportation Security Administration .....	599	.....	599	2,947	.....	2,947	2,909	.....	2,909
Immigration and Customs Enforcement .....	428	.....	428	3,183	.....	3,183	2,919	.....	2,919
Customs and Border Protection .....	895	.....	895	6,505	.....	6,505	7,287	.....	7,287
United States Coast Guard .....	921	1	920	5,743	7	5,736	5,578	6	5,572
National Protection and Programs Directorate .....	84	.....	84	641	.....	641	709	.....	709
Federal Emergency Management Administration:									
State and Local Programs .....	243	.....	243	1,602	.....	1,602	962	.....	962
Firefighter Assistance Grants .....	39	.....	39	253	.....	253	288	.....	288
Disaster Relief .....	421	.....	421	3,585	.....	3,585	6,466	.....	6,466
National Flood Insurance Fund .....	50	136	-86	343	771	-428	2,974	467	2,508
Other .....	169	.....	169	846	.....	846	845	.....	845
Total--Federal Emergency Management Administration .....	923	136	787	6,630	771	5,859	11,535	467	11,069
Science and Technology .....	83	.....	83	530	.....	530	567	.....	567
Domestic Nuclear Detection Office .....	26	.....	26	253	.....	253	255	.....	255
Other .....	22	.....	22	240	.....	240	229	.....	229
Proprietary Receipts from the Public .....	.....	7	-7	.....	153	-153	.....	47	-47
Intrabudgetary Transactions .....	-33	.....	-33	-9	.....	-9	131	.....	131
Offsetting Governmental Receipts .....	.....	703	-703	.....	2,931	-2,931	.....	3,026	-3,026
Total--Department of Homeland Security .....	4,342	846	3,496	29,624	3,862	25,762	35,095	3,546	31,549

**Table 5. Outlays of the U.S. Government, April 2010 and Other Periods - Continued**

Classification	[\$ millions]								
	This Month			Current Fiscal Year to Date			Prior Fiscal Year to Date		
	Gross Outlays	Applicable Receipts	Outlays	Gross Outlays	Applicable Receipts	Outlays	Gross Outlays	Applicable Receipts	Outlays
<b>Department of Housing and Urban Development:</b>									
Public and Indian Housing Programs:									
Tenant Based Rental Assistance.....	1,532	.....	1,532	10,177	.....	10,177	8,999	.....	8,999
Housing Certificate Fund.....	107	.....	107	780	.....	780	977	.....	977
Project-Based Rental Assistance.....	701	.....	701	4,797	.....	4,797	4,247	.....	4,247
Public Housing Capital Fund.....	365	.....	365	3,120	.....	3,120	1,815	.....	1,815
Public Housing Operating Fund.....	385	.....	385	2,720	.....	2,720	2,608	.....	2,608
Revitalization of Severely Distressed									
Public Housing (Hope VI).....	13	.....	13	107	.....	107	156	.....	156
Native American Housing Block Grant.....	74	.....	74	430	.....	430	289	.....	289
Other.....	2	.....	2	-446	.....	-446	-52	(**)	-52
Total--Public and Indian Housing Programs.....	3,179	.....	3,179	21,683	.....	21,683	19,040	(**)	19,040
Community Planning and Development:									
Housing Opportunities for Persons with AIDS.....	25	.....	25	167	.....	167	168	.....	168
Community Development Fund.....	522	.....	522	4,085	.....	4,085	4,139	.....	4,139
Home Investment Partnership Program.....	264	.....	264	1,375	.....	1,375	1,099	.....	1,099
Neighborhood Stabilization Program.....	132	.....	132	728	.....	728	1	.....	1
Homeless Assistance Grants.....	169	.....	169	1,104	.....	1,104	871	.....	871
Other.....	8	.....	8	59	(**)	59	54	(**)	54
Total--Community Planning and Development.....	1,120	.....	1,120	7,518	(**)	7,518	6,331	(**)	6,331
Housing Programs:									
Credit Accounts:									
FHA-Mutual Mortgage Insurance Fund, Program Account.....	4	.....	4	32	.....	32	25	.....	25
FHA-Mutual Mortgage Insurance Capital Reserve Account.....	-243	.....	-243	-1,510	.....	-1,510	-852	.....	-852
FHA-Mutual Mortgage and Cooperative Housing									
Insurance Fund, Liquidating Account.....	4	2	2	21	4	17	8	-1	9
FHA-General and Special Risk Fund, Program Account.....	5	.....	5	30	.....	30	34	.....	34
FHA-General and Special Risk Fund, Liquidating Account.....	15	42	-27	56	132	-76	8	85	-77
Housing for the Elderly or Handicapped Fund,									
Liquidating Account.....	(**)	40	-40	1	347	-346	(**)	452	-452
Home Ownership Preservation Equity Fund.....	1	.....	1	-7	.....	-7	4	.....	4
Housing for the Elderly.....	80	.....	80	546	.....	546	570	.....	570
Housing for Persons with Disabilities.....	64	.....	64	467	.....	467	495	.....	495
Other Assisted Housing Programs.....	4	.....	4	29	.....	29	29	.....	29
Other.....	4	10	-6	28	20	8	10	11	-1
Total--Housing Programs.....	-61	94	-155	-307	502	-809	332	546	-215
Government National Mortgage Association:									
Guarantees of Mortgage-Backed Securities.....	27	24	3	70	146	-76	37	-117	154
Management and Administration.....	135	.....	135	975	.....	975	948	.....	948
Other.....	19	.....	19	154	.....	154	136	.....	136
Proprietary Receipts from the Public:									
GNMA, Guarantees of Mortgage-Backed Securities.....	.....	.....	.....	.....	13	-13	.....	.....	.....
FHA-General and Special Risk Fund.....	.....	30	-30	.....	192	-192	.....	82	-82
Other.....	.....	6	-6	.....	51	-51	.....	8	-8
Intrabudgetary Transactions.....	-9	.....	-9	-22	.....	-22	-6	.....	-6
Offsetting Governmental Receipts.....	.....	(**)	(**)	.....	2	-2	.....	2	-2
Total--Department of Housing and Urban Development.....	4,409	154	4,256	30,071	905	29,165	26,817	521	26,296
<b>Department of the Interior:</b>									
Land and Minerals Management:									
Bureau of Land Management:									
Management of Lands and Resources.....	82	.....	82	512	.....	512	510	.....	510
Other.....	42	6	36	446	60	386	389	56	332
Minerals Management Service.....	214	.....	214	1,155	.....	1,155	1,410	.....	1,410
Office of Surface Mining Reclamation and Enforcement.....	26	.....	26	397	.....	397	315	.....	315
Total--Land and Minerals Management.....	364	6	357	2,510	60	2,450	2,624	56	2,568
Water and Science:									
Bureau of Reclamation:									
Water and Related Resources.....	85	.....	85	663	.....	663	419	.....	419
Other.....	36	24	12	356	172	183	262	170	92
United States Geological Survey.....	61	.....	61	601	.....	601	605	.....	605
Other.....	1	.....	1	45	.....	45	43	.....	43
Total--Water and Science.....	183	24	159	1,664	172	1,492	1,328	170	1,158
Fish and Wildlife and Parks:									
United States Fish and Wildlife Service.....	213	.....	213	1,438	.....	1,438	1,254	.....	1,254
National Park Service.....	242	.....	242	1,771	.....	1,771	1,677	.....	1,677
Total--Fish and Wildlife and Parks.....	454	.....	454	3,209	.....	3,209	2,931	.....	2,931
Bureau of Indian Affairs and									
Bureau of Indian Education.....	244	(**)	244	1,775	5	1,770	1,477	1	1,476
Departmental Offices:									
Insular Affairs.....	17	.....	17	223	.....	223	207	.....	207
Office of the Special Trustee									
for American Indians.....	33	.....	33	276	.....	276	323	.....	323
Department-Wide Programs.....	46	.....	46	679	.....	679	803	.....	803
Other.....	20	.....	20	132	.....	132	112	.....	112
Proprietary Receipts from the Public.....	.....	524	-524	.....	2,885	-2,885	.....	3,370	-3,370
Intrabudgetary Transactions.....	-16	.....	-16	-134	.....	-134	108	.....	108
Total--Department of the Interior.....	1,345	554	791	10,335	3,122	7,213	9,914	3,597	6,317

**Table 5. Outlays of the U.S. Government, April 2010 and Other Periods - Continued**

Classification	[\$ millions]								
	This Month			Current Fiscal Year to Date			Prior Fiscal Year to Date		
	Gross Outlays	Applicable Receipts	Outlays	Gross Outlays	Applicable Receipts	Outlays	Gross Outlays	Applicable Receipts	Outlays
<b>Department of Justice:</b>									
General Administration .....	58	.....	58	1,174	.....	1,174	1,123	.....	1,123
Legal Activities and United States Marshals:									
General Legal Activities .....	49	.....	49	511	.....	511	422	.....	422
United States Attorneys .....	186	.....	186	1,154	.....	1,154	1,075	.....	1,075
United States Marshals Service .....	195	.....	195	678	.....	678	601	.....	601
Assets Forfeiture Fund .....	59	.....	59	575	.....	575	552	.....	552
Other .....	46	.....	46	325	.....	325	296	.....	296
Federal Bureau of Investigation .....	585	.....	585	4,275	.....	4,275	3,637	.....	3,637
Drug Enforcement Administration .....	158	.....	158	1,244	.....	1,244	1,302	.....	1,302
Bureau of Alcohol, Tobacco, Firearms, and Explosives .....	90	.....	90	659	.....	659	601	.....	601
Federal Prison System .....	518	30	488	3,811	198	3,613	3,562	193	3,370
Office of Justice Programs:									
State and Local Law Enforcement Assistance .....	185	.....	185	1,604	.....	1,604	867	.....	867
Community Oriented Policing Services .....	52	.....	52	238	.....	238	149	.....	149
Crime Victims Fund .....	54	.....	54	388	.....	388	343	.....	343
Other .....	96	.....	96	666	.....	666	695	.....	695
Other .....	53	.....	53	384	.....	384	305	.....	305
Proprietary Receipts from the Public .....	.....	10	-10	.....	36	-36	.....	26	-26
Intrabudgetary Transactions .....	-52	.....	-52	-243	.....	-243	-243	.....	-243
Offsetting Governmental Receipts .....	.....	47	-47	.....	283	-283	.....	244	-244
<b>Total--Department of Justice .....</b>	<b>2,332</b>	<b>87</b>	<b>2,246</b>	<b>17,444</b>	<b>517</b>	<b>16,927</b>	<b>15,288</b>	<b>463</b>	<b>14,826</b>
<b>Department of Labor:</b>									
Employment and Training Administration:									
Training and Employment Services .....	410	.....	410	2,993	.....	2,993	2,068	.....	2,068
Office of Job Corps .....	163	.....	163	1,036	.....	1,036	933	.....	933
Community Service Employment for Older Americans .....	60	.....	60	385	.....	385	314	.....	314
Federal Unemployment Benefits and Allowances .....	53	.....	53	324	.....	324	250	.....	250
Federal Additional Unemployment Compensation Program-Recovery Act .....	1,059	.....	1,059	7,470	.....	7,470	1,459	.....	1,459
State Unemployment Insurance and Employment Service Operations .....	-762	.....	-762	76	.....	76	41	.....	41
Payments to the Unemployment Trust Fund .....	.....	.....	.....	21,095	.....	21,095	.....	.....	.....
Advances to the Unemployment Trust Fund and Other Funds .....	60	.....	60	60	.....	60	20	.....	20
Program Administration .....	(*)	.....	(*)	64	.....	64	57	.....	57
Unemployment Trust Fund:									
Federal-State Unemployment Insurance:									
State Unemployment Benefits .....	12,223	.....	12,223	88,853	.....	88,853	55,484	.....	55,484
State Administrative Expenses .....	403	.....	403	2,677	.....	2,677	2,155	.....	2,155
Federal Administrative Expenses .....	41	.....	41	188	.....	188	296	.....	296
Other .....	(*)	.....	(*)	1	.....	1	1	.....	1
<b>Total--Unemployment Trust Fund .....</b>	<b>12,667</b>	<b>.....</b>	<b>12,667</b>	<b>91,719</b>	<b>.....</b>	<b>91,719</b>	<b>57,937</b>	<b>.....</b>	<b>57,937</b>
Other .....	1	.....	1	21,944	.....	21,944	11,518	.....	11,518
<b>Total--Employment and Training Administration .....</b>	<b>13,710</b>	<b>.....</b>	<b>13,710</b>	<b>147,167</b>	<b>.....</b>	<b>147,167</b>	<b>74,598</b>	<b>.....</b>	<b>74,598</b>
Pension Benefit Guaranty Corporation .....	468	377	91	3,181	3,548	-367	2,741	2,294	448
Employment Standards Administration .....	44	.....	44	263	.....	263	253	.....	253
Office of Workers' Compensation Programs:									
Special Benefits .....	174	.....	174	-1,081	.....	-1,081	65	.....	65
Energy Employees Occupational Illness Compensation Fund .....									
.....	116	.....	116	602	.....	602	665	.....	665
Special Benefits for Disabled Coal Miners .....	18	.....	18	129	.....	129	144	.....	144
Black Lung Disability Trust Fund .....	24	.....	24	167	.....	167	9,187	.....	9,187
Other .....	21	.....	21	141	.....	141	178	.....	178
Occupational Safety and Health Administration .....	40	.....	40	288	.....	288	290	.....	290
Mine Safety and Health Administration .....	24	.....	24	203	.....	203	199	.....	199
Bureau of Labor Statistics .....	23	.....	23	288	.....	288	281	.....	281
Departmental Management .....	46	.....	46	403	.....	403	266	.....	266
Other .....	12	.....	12	88	.....	88	80	.....	80
Proprietary Receipts from the Public .....	.....	(*)	(*)	.....	10	-10	.....	20	-20
Intrabudgetary Transactions .....	-301	.....	-301	-44,043	.....	-44,043	-18,405	.....	-18,405
<b>Total--Department of Labor .....</b>	<b>14,418</b>	<b>377</b>	<b>14,041</b>	<b>107,794</b>	<b>3,558</b>	<b>104,236</b>	<b>70,542</b>	<b>2,313</b>	<b>68,229</b>
<b>Department of State:</b>									
Administration of Foreign Affairs:									
Diplomatic and Consular Programs .....	426	.....	426	4,303	.....	4,303	3,332	.....	3,332
Educational and Cultural Exchange Programs .....	50	.....	50	286	.....	286	275	.....	275
Embassy Security, Construction, and Maintenance .....	38	.....	38	1,010	.....	1,010	713	.....	713
Payment to Foreign Service Retirement and Disability Fund .....	(*)	.....	(*)	159	.....	159	157	.....	157
Foreign Service Retirement and Disability Fund .....	77	.....	77	491	.....	491	472	.....	472
Other .....	59	.....	59	-112	.....	-112	337	.....	337
<b>Total--Administration of Foreign Affairs .....</b>	<b>650</b>	<b>.....</b>	<b>650</b>	<b>6,138</b>	<b>.....</b>	<b>6,138</b>	<b>5,286</b>	<b>.....</b>	<b>5,286</b>
International Organizations and Conferences .....	272	.....	272	2,690	.....	2,690	2,558	.....	2,558
Global Health and Child Survival .....	329	.....	329	2,364	.....	2,364	1,647	.....	1,647
Migration and Refugee Assistance .....	216	.....	216	874	.....	874	845	.....	845
International Narcotics Control and Law Enforcement .....	109	.....	109	720	.....	720	667	.....	667
Andean Counterdrug Programs .....	26	.....	26	177	.....	177	274	.....	274
Other .....	61	.....	61	462	.....	462	690	.....	690
Proprietary Receipts from the Public .....	.....	-18	18	.....	-15	15	.....	5	-5
Intrabudgetary Transactions .....	-9	.....	-9	-205	.....	-205	-158	.....	-158
<b>Total--Department of State .....</b>	<b>1,653</b>	<b>-18</b>	<b>1,671</b>	<b>13,219</b>	<b>-15</b>	<b>13,234</b>	<b>11,809</b>	<b>5</b>	<b>11,804</b>

**Table 5. Outlays of the U.S. Government, April 2010 and Other Periods - Continued**

Classification	[\$ millions]								
	This Month			Current Fiscal Year to Date			Prior Fiscal Year to Date		
	Gross Outlays	Applicable Receipts	Outlays	Gross Outlays	Applicable Receipts	Outlays	Gross Outlays	Applicable Receipts	Outlays
<b>Department of Transportation:</b>									
Office of the Secretary .....	36	.....	36	77	.....	77	96	.....	96
Federal Aviation Administration:									
Operations .....	502	.....	502	1,913	.....	1,913	1,147	.....	1,147
Airport and Airway Trust Fund:									
Grants-In-Aid for Airports .....	278	.....	278	2,418	.....	2,418	2,215	.....	2,215
Facilities and Equipment .....	225	.....	225	1,468	.....	1,468	1,335	.....	1,335
Research, Engineering, and Development .....	12	.....	12	71	.....	71	72	.....	72
Trust Fund Share of FAA Operations .....	250	.....	250	3,531	.....	3,531	4,001	.....	4,001
Total--Airport and Airway Trust Fund .....	764	.....	764	7,488	.....	7,488	7,623	.....	7,623
Other .....	-26	5	-31	-47	103	-150	-108	95	-202
Total--Federal Aviation Administration .....	1,240	5	1,235	9,355	103	9,251	8,663	95	8,568
Federal Highway Administration:									
Highway Trust Fund:									
Federal-Aid Highways .....	1,838	.....	1,838	15,670	.....	15,670	18,973	.....	18,973
Other .....	2	.....	2	29	1	29	41	12	29
Highway Infrastructure Investment, Recovery Act .....	636	.....	636	5,354	.....	5,354	10	.....	10
Other Programs .....	19,541	.....	19,541	19,967	.....	19,967	589	.....	589
Total--Federal Highway Administration .....	22,016	.....	22,016	41,020	1	41,019	19,614	12	19,602
Federal Motor Carrier Safety Administration .....	33	.....	33	295	.....	295	299	.....	299
National Highway Traffic Safety Administration .....	46	.....	46	561	.....	561	418	.....	418
Federal Railroad Administration:									
Operating Subsidy Grants to the National Railroad									
Passenger Corporation .....	120	.....	120	458	.....	458	450	.....	450
Capital and Debt Service Grants to the National Railroad Passenger Corporation .....	31	.....	31	514	.....	514	387	.....	387
Capital Assistance for High Speed Rail Corridors and Intercity Passenger Rail Service, Recovery Act .....	2	.....	2	3	.....	3	.....	.....	.....
Other .....	264	.....	264	577	3	574	149	7	142
Total--Federal Railroad Administration .....	416	.....	416	1,552	3	1,549	986	7	979
Federal Transit Administration:									
Formula Grants .....	34	.....	34	260	.....	260	493	.....	493
Capital Investment Grants .....	201	.....	201	1,265	.....	1,265	1,251	.....	1,251
Formula and Bus Grants .....	516	.....	516	3,920	.....	3,920	3,738	.....	3,738
Transit Capital Assistance, Recovery Act .....	274	.....	274	1,307	.....	1,307	(**)	.....	(**)
Other .....	46	.....	46	231	.....	231	126	.....	126
Total--Federal Transit Administration .....	1,071	.....	1,071	6,983	.....	6,983	5,608	.....	5,608
Maritime Administration .....	71	13	57	459	338	121	514	332	182
Other .....	17	(**)	17	227	5	222	132	7	125
Proprietary Receipts from the Public .....	.....	20	-20	.....	59	-59	.....	65	-65
Intrabudgetary Transactions:									
Payment from the General Fund, Highway Trust Fund .....	-19,500	.....	-19,500	-19,500	.....	-19,500	.....	.....	.....
Other .....	(**)	.....	(**)	-8	.....	-8	14	.....	14
Offsetting Governmental Receipts .....	.....	40	-40	.....	41	-41	.....	24	-24
<b>Total--Department of Transportation .....</b>	<b>5,447</b>	<b>78</b>	<b>5,368</b>	<b>41,020</b>	<b>550</b>	<b>40,470</b>	<b>36,343</b>	<b>541</b>	<b>35,802</b>
<b>Department of the Treasury:</b>									
Departmental Offices:									
Exchange Stabilization Fund .....	.....	40	-40	.....	182	-182	3,630	3,369	261
Grants for Specified Energy Property in Lieu of Tax Credit .....	553	.....	553	2,255	.....	2,255	.....	.....	.....
Housing and Economic Recovery Programs .....	1	.....	1	30,307	.....	30,307	59,800	.....	59,800
Troubled Asset Relief Programs .....	569	.....	569	6,471	.....	6,471	117,916	.....	117,916
Other .....	307	.....	307	1,394	.....	1,394	513	.....	513
Financial Management Service:									
Payment to the Resolution Funding Corporation .....	572	.....	572	1,702	.....	1,702	1,689	.....	1,689
Financial Agent Services .....	52	.....	52	333	.....	333	327	.....	327
Interest Paid to Credit Financing Accounts .....	.....	.....	.....	-3	.....	-3	(**)	.....	(**)
Claims, Judgements, and Relief Acts .....	60	.....	60	581	.....	581	737	.....	737
Other .....	27	(**)	27	597	(**)	597	542	(**)	542
Total--Financial Management Service .....	711	(**)	711	3,211	(**)	3,211	3,295	(**)	3,295
Federal Financing Bank .....	-48	.....	-48	-533	.....	-533	-389	.....	-389
Alcohol and Tobacco Tax and Trade Bureau:									
Salaries and Expenses .....	8	.....	8	58	.....	58	56	.....	56
Internal Revenue Collections for Puerto Rico .....	25	.....	25	228	.....	228	289	.....	289
Bureau of Engraving and Printing .....	37	.....	37	84	.....	84	7	.....	7
United States Mint .....	176	257	-81	1,948	2,117	-169	1,495	1,760	-264
Bureau of the Public Debt .....	44	.....	44	164	.....	164	146	.....	146
Internal Revenue Service:									
Taxpayer Services .....	201	.....	201	1,330	.....	1,330	1,373	.....	1,373
Enforcement .....	423	.....	423	3,073	.....	3,073	2,760	.....	2,760
Operations Support .....	282	.....	282	2,329	.....	2,329	2,279	.....	2,279
Payment Where Earned Income Credit Exceeds Liability for Tax .....	3,371	.....	3,371	50,153	.....	50,153	41,058	.....	41,058
Payment Where Child Credit Exceeds Liability for Tax .....	2,074	.....	2,074	21,195	.....	21,195	20,321	.....	20,321
Payment Where Tax Credits to Aid First Time Homebuyers Exceeds Liability for Tax .....	1,518	.....	1,518	4,165	.....	4,165	7,009	.....	7,009
Payment Where Making Work Pay Credit Exceeds Liability for Tax, Recovery Act .....	1,964	.....	1,964	11,796	.....	11,796	.....	.....	.....
Refunding Internal Revenue Collections, Interest .....	136	.....	136	1,392	.....	1,392	1,625	.....	1,625
Other .....	1,382	(**)	1,382	7,145	3	7,142	690	6	684
<b>Total--Internal Revenue Service .....</b>	<b>11,350</b>	<b>(**)</b>	<b>11,350</b>	<b>102,579</b>	<b>3</b>	<b>102,576</b>	<b>77,116</b>	<b>6</b>	<b>77,110</b>

**Table 5. Outlays of the U.S. Government, April 2010 and Other Periods - Continued**

Classification	[\$ millions]								
	This Month			Current Fiscal Year to Date			Prior Fiscal Year to Date		
	Gross Outlays	Applicable Receipts	Outlays	Gross Outlays	Applicable Receipts	Outlays	Gross Outlays	Applicable Receipts	Outlays
<b>Department of the Treasury:—Continued</b>									
Comptroller of the Currency.....	54	(**)	55	421	393	28	404	384	20
Office of Thrift Supervision.....	16	2	14	144	117	27	141	123	18
Interest on the Public Debt:									
Interest on Treasury Debt Securities (Gross):									
Public Issues (Accrual Basis).....	17,332	.....	17,332	119,274	.....	119,274	98,261	.....	98,261
Special Issues (Cash Basis).....	5,153	.....	5,153	105,139	.....	105,139	95,178	.....	95,178
Total--Interest on Treasury Debt Securities (Gross).....	22,485	.....	22,485	224,414	.....	224,414	193,439	.....	193,439
Total--Interest on the Public Debt.....	22,485	.....	22,485	224,414	.....	224,414	193,439	.....	193,439
Other.....	8	.....	8	52	.....	52	46	.....	46
Proprietary Receipts from the Public.....	.....	1,761	-1,761	.....	124,093	-124,093	.....	4,785	-4,785
Intrabudgetary Transactions.....	-46	.....	-46	-753	.....	-753	-4,264	.....	-4,264
<b>Total--Department of the Treasury.....</b>	<b>36,251</b>	<b>2,059</b>	<b>34,192</b>	<b>372,444</b>	<b>126,904</b>	<b>245,541</b>	<b>453,640</b>	<b>10,426</b>	<b>443,214</b>
<b>Department of Veterans Affairs:</b>									
Veterans Health Administration:									
Medical Services.....	3,734	.....	3,734	21,687	.....	21,687	19,448	.....	19,448
Medical Support and Compliance.....	480	.....	480	2,678	.....	2,678	2,367	.....	2,367
Medical Facilities.....	430	.....	430	2,736	.....	2,736	2,658	.....	2,658
Other.....	91	30	61	585	217	368	551	195	356
Benefit Programs:									
Public Enterprise Funds:									
Housing Accounts.....	1	2	-1	8	13	-5	9	13	-5
Other.....	86	81	5	711	666	45	746	728	18
Compensation and Pensions.....	7,627	.....	7,627	31,181	.....	31,181	25,240	.....	25,240
Readjustment Benefits.....	910	.....	910	5,348	.....	5,348	2,413	.....	2,413
Veterans Housing Benefit Program Fund.....	3	.....	3	842	.....	842	378	.....	378
Insurance Funds:									
National Service Life.....	103	.....	103	665	.....	665	697	.....	697
Veterans Special Life.....	13	2	11	85	76	9	88	79	9
Other.....	13	(**)	13	106	9	97	40	.....	40
Total--Benefit Programs.....	8,756	85	8,671	38,947	765	38,182	29,609	820	28,789
Departmental Administration:									
Construction.....	153	.....	153	876	(**)	876	511	.....	511
Information Technology Systems.....	310	.....	310	1,479	.....	1,479	1,321	.....	1,321
General Operating Expenses.....	265	(**)	265	1,554	(**)	1,554	1,087	(**)	1,087
Other.....	48	.....	48	236	.....	236	252	.....	252
Proprietary Receipts from the Public:									
National Service Life.....	.....	6	-6	.....	65	-65	.....	83	-83
Other.....	.....	267	-267	.....	2,083	-2,083	.....	2,559	-2,559
Intrabudgetary Transactions.....	-9	.....	-9	-10	.....	-10	-1	.....	-1
<b>Total--Department of Veterans Affairs.....</b>	<b>14,258</b>	<b>388</b>	<b>13,870</b>	<b>70,766</b>	<b>3,129</b>	<b>67,637</b>	<b>57,803</b>	<b>3,657</b>	<b>54,145</b>
<b>Corps of Engineers:</b>									
Construction.....	266	.....	266	1,740	.....	1,740	1,016	.....	1,016
Operation and Maintenance.....	252	.....	252	1,641	.....	1,641	1,415	.....	1,415
Flood Control and Coastal Emergencies.....	127	.....	127	807	.....	807	755	.....	755
Harbor Maintenance Trust Fund.....	66	.....	66	463	.....	463	.....	.....	.....
Rivers and Harbors Contributed Funds.....	38	.....	38	223	.....	223	224	.....	224
Other.....	57	.....	57	890	.....	890	750	.....	750
Proprietary Receipts from the Public.....	.....	27	-27	.....	351	-351	.....	260	-260
Intrabudgetary Transactions.....	(**)	.....	(**)	(**)	.....	(**)	-11	.....	-11
<b>Total--Corps of Engineers.....</b>	<b>806</b>	<b>27</b>	<b>779</b>	<b>5,764</b>	<b>351</b>	<b>5,414</b>	<b>4,150</b>	<b>260</b>	<b>3,889</b>
<b>Other Defense Civil Programs:</b>									
Military Retirement:									
Payment to Military Retirement Fund.....	.....	.....	.....	58,619	.....	58,619	51,125	.....	51,125
Military Retirement Fund.....	4,231	.....	4,231	29,481	.....	29,481	29,053	.....	29,053
Retiree Health Care:									
Payment to Department of Defense Medicare-Eligible Retiree Health Care Fund.....	.....	.....	.....	10,006	.....	10,006	10,660	.....	10,660
Department of Defense Medicare-Eligible Retiree Health Care Fund.....	876	.....	876	5,046	.....	5,046	5,208	.....	5,208
Educational Benefits.....	39	.....	39	274	.....	274	296	.....	296
Other.....	19	.....	19	141	.....	141	153	.....	153
Proprietary Receipts from the Public.....	.....	(**)	(**)	.....	8	-8	.....	9	-9
Intrabudgetary Transactions.....	-1,651	.....	-1,651	-72,981	.....	-72,981	-61,370	.....	-61,370
<b>Total--Other Defense Civil Programs.....</b>	<b>3,513</b>	<b>(**)</b>	<b>3,513</b>	<b>30,586</b>	<b>8</b>	<b>30,578</b>	<b>35,126</b>	<b>9</b>	<b>35,116</b>
<b>Environmental Protection Agency:</b>									
Science and Technology.....	65	.....	65	486	.....	486	479	.....	479
Environmental Programs and Management.....	191	.....	191	1,449	.....	1,449	1,376	.....	1,376
State and Tribal Assistance Grants.....	536	.....	536	3,197	.....	3,197	1,943	.....	1,943
Payment to the Hazardous Substance Superfund.....	.....	.....	.....	1,281	.....	1,281	1,748	.....	1,748
Hazardous Substance Superfund.....	112	.....	112	376	.....	376	766	.....	766
Other.....	48	(**)	48	135	22	113	85	22	64
Proprietary Receipts from the Public.....	.....	19	-19	.....	29	-29	.....	64	-64
Intrabudgetary Transactions.....	-1	.....	-1	-1,266	.....	-1,266	-1,723	.....	-1,723
Offsetting Governmental Receipts.....	.....	6	-6	.....	21	-21	.....	14	-14
<b>Total--Environmental Protection Agency.....</b>	<b>951</b>	<b>24</b>	<b>926</b>	<b>5,658</b>	<b>71</b>	<b>5,586</b>	<b>4,674</b>	<b>99</b>	<b>4,575</b>

**Table 5. Outlays of the U.S. Government, April 2010 and Other Periods - Continued**

Classification	[\$ millions]								
	This Month			Current Fiscal Year to Date			Prior Fiscal Year to Date		
	Gross Outlays	Applicable Receipts	Outlays	Gross Outlays	Applicable Receipts	Outlays	Gross Outlays	Applicable Receipts	Outlays
<b>Executive Office of the President:</b>									
The White House.....	7	.....	7	35	.....	35	31	.....	31
Office of Management and Budget .....	10	.....	10	56	.....	56	47	.....	47
Unanticipated Needs:									
Iraq Relief and Reconstruction Fund.....	35	.....	35	141	.....	141	211	.....	211
Other .....	(**)	.....	(**)	(**)	.....	(**)	.....	.....	.....
Other .....	23	.....	23	136	.....	136	125	(**)	125
Proprietary Receipts from the Public.....	.....	(**)	(**)	.....	(**)	(**)	.....	1	-1
Intrabudgetary Transactions .....	.....	.....	.....	(**)	.....	(**)	(**)	.....	(**)
<b>Total--Executive Office of the President .....</b>	<b>75</b>	<b>(**)</b>	<b>75</b>	<b>368</b>	<b>(**)</b>	<b>368</b>	<b>415</b>	<b>1</b>	<b>414</b>
<b>General Services Administration:</b>									
Real Property Activities.....	121	.....	121	390	.....	390	273	.....	273
Supply and Technology Activities .....	-204	.....	-204	-427	.....	-427	-85	.....	-85
General Activities.....	19	.....	19	146	.....	146	140	.....	140
Proprietary Receipts from the Public.....	.....	20	-20	.....	56	-56	.....	45	-45
Intrabudgetary Transactions .....	(**)	.....	(**)	-7	.....	-7	-8	.....	-8
<b>Total--General Services Administration.....</b>	<b>-65</b>	<b>20</b>	<b>-85</b>	<b>101</b>	<b>56</b>	<b>45</b>	<b>320</b>	<b>45</b>	<b>275</b>
<b>International Assistance Programs:</b>									
Millennium Challenge Corporation.....	65	.....	65	540	.....	540	275	.....	275
International Security Assistance:									
Foreign Military Financing Program .....	36	.....	36	4,842	.....	4,842	4,400	.....	4,400
Economic Support Fund .....	510	.....	510	2,896	.....	2,896	3,204	.....	3,204
Other .....	52	5	47	518	112	406	541	127	414
<b>Total--International Security Assistance.....</b>	<b>599</b>	<b>5</b>	<b>593</b>	<b>8,256</b>	<b>112</b>	<b>8,144</b>	<b>8,145</b>	<b>127</b>	<b>8,018</b>
Multilateral Assistance:									
Contribution to the International Development									
Association .....	.....	.....	.....	.....	.....	.....	47	.....	47
Other .....	28	.....	28	788	.....	788	394	.....	394
Proprietary Receipts from the Public.....	.....	4	-4	.....	28	-28	.....	12	-12
<b>Total--Multilateral Assistance.....</b>	<b>28</b>	<b>4</b>	<b>24</b>	<b>788</b>	<b>28</b>	<b>760</b>	<b>441</b>	<b>12</b>	<b>429</b>
Agency for International Development:									
Development Assistance Program.....	129	.....	129	867	.....	867	813	.....	813
Assistance for Europe, Eurasia and Central Asia.....	13	.....	13	71	.....	71	2	.....	2
International Disaster Assistance.....	70	.....	70	458	.....	458	359	.....	359
Operating Expenses .....	74	.....	74	543	.....	543	424	.....	424
Other .....	82	26	55	771	265	506	950	284	667
Proprietary Receipts from the Public.....	.....	(**)	(**)	.....	4	-4	.....	1	-1
Intrabudgetary Transactions .....	7	.....	7	16	.....	16	1	.....	1
<b>Total--Agency for International Development.....</b>	<b>374</b>	<b>26</b>	<b>347</b>	<b>2,727</b>	<b>269</b>	<b>2,458</b>	<b>2,550</b>	<b>285</b>	<b>2,265</b>
Overseas Private Investment Corporation:									
Overseas Private Investment Corporation Accounts.....	6	10	-3	45	145	-99	52	132	-81
Proprietary Receipts from the Public.....	.....	2	-2	.....	31	-31	.....	34	-34
<b>Total--Overseas Private Investment Corporation .....</b>	<b>6</b>	<b>12</b>	<b>-6</b>	<b>45</b>	<b>176</b>	<b>-131</b>	<b>52</b>	<b>166</b>	<b>-114</b>
Peace Corps.....	24	(**)	24	195	(**)	195	181	(**)	181
International Monetary Programs.....	54	.....	54	527	.....	527	174	.....	174
Military Sales Programs:									
Foreign Military Sales Trust Fund .....	2,034	.....	2,034	13,476	.....	13,476	12,087	.....	12,087
Other .....	(**)	.....	(**)	(**)	.....	(**)	.....	.....	.....
Proprietary Receipts from the Public.....	.....	2,392	-2,392	.....	15,147	-15,147	.....	13,646	-13,646
Other .....	15	(**)	15	135	(**)	135	173	(**)	173
<b>Total--International Assistance Programs .....</b>	<b>3,199</b>	<b>2,439</b>	<b>760</b>	<b>26,689</b>	<b>15,733</b>	<b>10,957</b>	<b>24,077</b>	<b>14,236</b>	<b>9,841</b>
<b>National Aeronautics and Space Administration:</b>									
Science.....	509	.....	509	3,141	.....	3,141	4,921	.....	4,921
Aeronautics.....	45	.....	45	271	.....	271	119	.....	119
Exploration.....	385	.....	385	2,129	.....	2,129	841	.....	841
Cross Agency Support.....	408	.....	408	1,730	.....	1,730	795	.....	795
Space Operations.....	526	.....	526	3,436	.....	3,436	3,753	.....	3,753
Other .....	27	.....	27	77	.....	77	21	.....	21
Proprietary Receipts from the Public.....	.....	(**)	(**)	.....	3	-3	.....	5	-5
Intrabudgetary Transactions .....	(**)	.....	(**)	(**)	.....	(**)	-1	.....	-1
<b>Total--National Aeronautics and Space Administration .....</b>	<b>1,900</b>	<b>(**)</b>	<b>1,900</b>	<b>10,784</b>	<b>3</b>	<b>10,781</b>	<b>10,449</b>	<b>5</b>	<b>10,445</b>
<b>National Science Foundation:</b>									
Research and Related Activities .....	481	.....	481	2,863	.....	2,863	2,491	.....	2,491
Education and Human Resources .....	1	.....	1	407	.....	407	432	.....	432
Other .....	30	.....	30	277	.....	277	277	.....	277
Proprietary Receipts from the Public.....	.....	3	-3	.....	33	-33	.....	28	-28
<b>Total--National Science Foundation .....</b>	<b>511</b>	<b>3</b>	<b>509</b>	<b>3,546</b>	<b>33</b>	<b>3,514</b>	<b>3,200</b>	<b>28</b>	<b>3,172</b>

**Table 5. Outlays of the U.S. Government, April 2010 and Other Periods - Continued**

Classification	[\$ millions]								
	This Month			Current Fiscal Year to Date			Prior Fiscal Year to Date		
	Gross Outlays	Applicable Receipts	Outlays	Gross Outlays	Applicable Receipts	Outlays	Gross Outlays	Applicable Receipts	Outlays
<b>Office of Personnel Management:</b>									
Government Payment for Annuitants, Employees									
Health and Life Insurance Benefits .....	816	.....	816	5,486	.....	5,486	5,220	.....	5,220
Civil Service Retirement and Disability Fund .....	5,920	.....	5,920	40,494	.....	40,494	39,053	.....	39,053
Employees Life Insurance Fund .....	234	294	-60	1,522	2,365	-843	1,420	2,346	-926
Employees and Retired Employees Health Benefits Fund .....	3,249	3,703	-454	22,381	23,080	-699	21,382	21,116	265
Other .....	-26	.....	-26	332	.....	332	139	.....	139
Proprietary Receipts from the Public .....	.....	1	-1	.....	4	-4	.....	3	-3
Intrabudgetary Transactions:									
Postal Service Contributions .....	.....	.....	.....	-745	.....	-745	-686	.....	-686
Civil Service Retirement and Disability Fund:									
Other .....	-9	.....	-9	-34	.....	-34	-24	.....	-24
<b>Total--Office of Personnel Management .....</b>	<b>10,184</b>	<b>3,998</b>	<b>6,186</b>	<b>69,435</b>	<b>25,449</b>	<b>43,986</b>	<b>66,504</b>	<b>23,465</b>	<b>43,039</b>
<b>Small Business Administration:</b>									
Salaries and Expenses .....	67	.....	67	211	.....	211	41	(**)	41
Business Loans Program .....	59	.....	59	5,021	.....	5,021	1,660	.....	1,660
Disaster Loans Program .....	3	.....	3	338	.....	338	552	.....	552
Other .....	1	3	-2	14	13	1	15	11	4
Proprietary Receipts from the Public .....	.....	(**)	(**)	.....	78	-78	.....	489	-489
Intrabudgetary Transactions .....	.....	.....	.....	.....	.....	.....	(**)	.....	(**)
<b>Total--Small Business Administration .....</b>	<b>130</b>	<b>3</b>	<b>127</b>	<b>5,583</b>	<b>91</b>	<b>5,493</b>	<b>2,268</b>	<b>500</b>	<b>1,768</b>
<b>Social Security Administration:</b>									
Payments to Social Security Trust Funds .....	6,448	.....	6,448	17,874	.....	17,874	15,349	.....	15,349
Supplemental Security Income Program .....	7,889	.....	7,889	32,808	.....	32,808	27,228	.....	27,228
Economic Recovery Payments .....	10	.....	10	82	.....	82	(**)	.....	(**)
Federal Old-Age and Survivors Insurance Trust Fund									
(Off-Budget):									
Benefit Payments .....	47,883	.....	47,883	331,551	.....	331,551	311,780	.....	311,780
Administrative Expenses .....	410	.....	410	2,134	.....	2,134	1,904	.....	1,904
<b>Total--FOASI Trust Fund .....</b>	<b>48,292</b>	<b>.....</b>	<b>48,292</b>	<b>333,686</b>	<b>.....</b>	<b>333,686</b>	<b>313,683</b>	<b>.....</b>	<b>313,683</b>
Federal Disability Insurance Trust Fund									
(Off-Budget):									
Benefit Payments .....	10,490	.....	10,490	70,888	.....	70,888	65,717	.....	65,717
Administrative Expenses .....	271	.....	271	1,714	.....	1,714	1,463	.....	1,463
<b>Total--FDI Trust Fund .....</b>	<b>10,761</b>	<b>.....</b>	<b>10,761</b>	<b>72,603</b>	<b>.....</b>	<b>72,603</b>	<b>67,180</b>	<b>.....</b>	<b>67,180</b>
Other .....	17	.....	17	286	.....	286	118	.....	118
Proprietary Receipts from the Public:									
On-Budget .....	.....	181	-181	.....	1,742	-1,742	.....	1,788	-1,788
Off-Budget .....	.....	13	-13	.....	65	-65	.....	57	-57
Intrabudgetary Transactions:									
Off-Budget <sup>1</sup> .....	-6,448	.....	-6,448	-17,873	.....	-17,873	-15,348	.....	-15,348
<b>Total--Social Security Administration .....</b>	<b>66,969</b>	<b>194</b>	<b>66,775</b>	<b>439,465</b>	<b>1,807</b>	<b>437,658</b>	<b>408,210</b>	<b>1,845</b>	<b>406,364</b>
<b>Other Independent Agencies:</b>									
Broadcasting Board of Governors .....	70	-1	70	430	(**)	430	397	-1	398
Corporation for National and Community Service .....	94	(**)	94	594	1	593	505	(**)	505
Corporation for Public Broadcasting .....	.....	.....	.....	506	.....	506	461	.....	461
District of Columbia:									
Courts .....	26	.....	26	175	.....	175	178	.....	178
General and Special Payments .....	50	(**)	50	425	(**)	425	415	(**)	415
Equal Employment Opportunity Commission .....	37	(**)	37	212	1	211	202	1	201
Export-Import Bank of the United States .....	-26	3	-29	924	550	374	-104	25	-129
Federal Communications Commission:									
Universal Service Fund .....	793	.....	793	5,140	.....	5,140	4,749	.....	4,749
Spectrum Auction Program Account .....	(**)	.....	(**)	1	.....	1	2	.....	2
Other .....	18	3	15	205	16	189	182	11	171
Federal Deposit Insurance Corporation:									
Deposit Insurance Fund .....	3,481	1	3,481	-35,721	860	-36,581	8,473	7,286	1,187
FSLIC Resolution Fund .....	17	15	1	35	37	-1	170	4	166
<b>Total--Federal Deposit Insurance Corporation .....</b>	<b>3,498</b>	<b>16</b>	<b>3,482</b>	<b>-35,686</b>	<b>897</b>	<b>-36,583</b>	<b>8,643</b>	<b>7,290</b>	<b>1,353</b>
Federal Drug Control Programs .....	21	.....	21	160	.....	160	179	.....	179
Federal Housing Finance Agency .....	9	.....	9	71	.....	71	-111	.....	-111
Intelligence Community Management Account .....	100	.....	100	800	.....	800	210	.....	210
Legal Services Corporation .....	37	.....	37	245	.....	245	222	.....	222
National Archives and Records Administration .....	40	2	39	274	10	264	250	12	238



**Table 5. Outlays of the U.S. Government, April 2010 and Other Periods - Continued**

Classification	[\$ millions]								
	This Month			Current Fiscal Year to Date			Prior Fiscal Year to Date		
	Gross Outlays	Applicable Receipts	Outlays	Gross Outlays	Applicable Receipts	Outlays	Gross Outlays	Applicable Receipts	Outlays
<b>Other Independent Agencies:—Continued</b>									
National Credit Union Administration .....	86	468	-382	8,680	19,250	-10,570	45,518	27,438	18,080
National Endowment for the Arts .....	17	(**)	17	107	(**)	106	86	(**)	85
National Endowment for the Humanities .....	13	(**)	13	86	(**)	86	87	1	86
Institute of Museum and Library Services .....	20	(**)	20	144	(**)	144	153	(**)	153
National Labor Relations Board .....	29	(**)	29	163	(**)	163	146	(**)	146
Nuclear Regulatory Commission .....	107	72	35	638	515	123	560	490	70
Postal Service:									
Off-Budget:									
Public Enterprise Funds .....	6,415	5,828	587	41,904	41,942	-38	40,718	42,355	-1,637
Other .....	86		86	184		184	109		109
Other .....	7	(**)	7	118	(**)	118	118		118
Railroad Retirement Board:									
Federal Windfall Subsidy .....	5		5	37		37	41		41
Federal Payments to the Railroad Retirement Accounts .....	123		123	355		355	211		211
Railroad Unemployment Insurance Trust Fund:									
Benefit Payments .....	9		9	104		104	75		75
Transfer to Administrative Funds .....	1		1	10		10	9		9
Rail Industry Pension Fund:									
Benefit Payments .....	374		374	2,591		2,591	2,499		2,499
Advances from FOASDI Fund .....	-110		-110	-772		-772	-752		-752
OASDI Certifications .....	110		110	774		774	752		752
Transfer to Administrative Funds .....	6		6	39		39	38		38
Other .....	(**)		(**)	(**)		(**)	(**)		(**)
National Railroad Retirement Investment Trust:									
Administrative Expenses .....	18		18	46		46	42		42
Transfers to the Railroad Retirement Trust Funds from the National Railroad Retirement Investment Trust .....	331		331	1,339		1,339	892		892
Railroad Social Security Equivalent Benefit Account:									
Benefit Payments .....	520		520	3,638		3,638	3,532		3,532
Transfer to Administrative Funds .....	3		3	20		20	19		19
Other .....	7		7	17		17	1		1
Proprietary Receipts from the Public .....		1,008	-1,008		2,455	-2,455		-8,067	8,067
Intrabudgetary Transactions:									
Other .....	-454		-454	-1,694		-1,694	-1,103		-1,103
Total--Railroad Retirement Board .....	942	1,008	-66	6,506	2,455	4,051	6,257	-8,067	14,324
Securities and Exchange Commission .....	85	-1	86	-58	-1	-57	274	(**)	273
Smithsonian Institution .....	74	(**)	74	530	(**)	530	486	(**)	486
Tennessee Valley Authority .....	2,271	2,217	54	17,963	17,612	350	19,020	19,640	-620
Other .....	329	38	291	1,794	457	1,337	1,415	330	1,085
<b>Total--Other Independent Agencies .....</b>	<b>15,247</b>	<b>9,652</b>	<b>5,595</b>	<b>53,234</b>	<b>83,707</b>	<b>-30,472</b>	<b>131,327</b>	<b>89,527</b>	<b>41,800</b>
<b>Undistributed Offsetting Receipts:</b>									
Other Interest .....		(**)	(**)		(**)	(**)		(**)	(**)
Employer Share, Employee Retirement:									
Department of Health and Human Services:									
Federal Hospital Insurance Trust Fund:									
Federal Employer Contributions .....	-276		-276	-1,894		-1,894	-1,773		-1,773
Postal Service Employer Contributions .....	-59		-59	-449		-449	-479		-479
Department of State:									
Foreign Service Retirement and Disability Fund .....	-21		-21	-153		-153	-134		-134
Other Defense Civil Programs:									
Military Retirement Fund .....	-1,701		-1,701	-16,146		-16,146	-13,499		-13,499
Department of Defense Medicare-Eligible Retiree Health Care Fund .....				-11,097		-11,097	-10,644		-10,644
Office of Personnel Management:									
Civil Service Retirement and Disability Fund .....	-2,058		-2,058	-12,751		-12,751	-11,488		-11,488
Social Security Administration (Off-Budget):									
Federal Old-Age and Survivors Insurance Trust Fund:									
Federal Employer Contributions .....	-1,109		-1,109	-7,209		-7,209	-6,779		-6,779
Federal Disability Insurance Trust Fund:									
Federal Employer Contributions .....	-189		-189	-1,226		-1,226	-1,151		-1,151
Other .....	(**)		(**)	(**)		(**)	(**)		(**)
<b>Total--Employer Share, Employee Retirement .....</b>	<b>-5,414</b>		<b>-5,414</b>	<b>-50,925</b>		<b>-50,925</b>	<b>-45,948</b>		<b>-45,948</b>

**Table 5. Outlays of the U.S. Government, April 2010 and Other Periods - Continued**

Classification	This Month			Current Fiscal Year to Date			Prior Fiscal Year to Date		
	Gross Outlays	Applicable Receipts	Outlays	Gross Outlays	Applicable Receipts	Outlays	Gross Outlays	Applicable Receipts	Outlays
<b>Undistributed Offsetting Receipts:—Continued</b>									
Interest Received by Trust Funds:									
Judicial Branch:									
Judicial Survivors Annuity Fund.....	-1	.....	-1	-9	.....	-9	-12	.....	-12
Department of Health and Human Services:									
Federal Hospital Insurance Trust Fund.....	-83	.....	-83	-7,518	.....	-7,518	-7,983	.....	-7,983
Federal Supplementary Medical Insurance Trust Fund.....	-53	.....	-53	-1,509	.....	-1,509	-1,492	.....	-1,492
Department of Homeland Security:									
Oil Spill Liability Trust Fund.....	-2	.....	-2	-9	.....	-9	-13	.....	-13
Other.....	(**)	.....	(**)	-23	.....	-23	-29	.....	-29
Department of Labor:									
Unemployment Trust Fund.....	-12	.....	-12	-445	.....	-445	-1,936	.....	-1,936
Department of State:									
Foreign Service Retirement and Disability Fund.....	-1	.....	-1	-382	.....	-382	-390	.....	-390
Department of Transportation:									
Airport and Airway Trust Fund.....	(**)	.....	(**)	-101	.....	-101	-161	.....	-161
Department of Veterans Affairs:									
National Service Life Insurance Fund.....	-2	.....	-2	-238	.....	-238	-262	.....	-262
United States Government Life Insurance Fund.....	(**)	.....	(**)	-1	.....	-1	-1	.....	-1
Corps of Engineers.....	(**)	.....	(**)	2	.....	2	-56	.....	-56
Other Defense Civil Programs:									
Military Retirement Fund.....	-2,689	.....	-2,689	-7,592	.....	-7,592	1,050	.....	1,050
Educational Benefits Fund.....	1	.....	1	-29	.....	-29	7	.....	7
Armed Forces Retirement Home.....	(**)	.....	(**)	-5	.....	-5	4	.....	4
Environmental Protection Agency.....	-8	.....	-8	-153	.....	-153	-129	.....	-129
Office of Personnel Management:									
Civil Service Retirement and Disability Fund.....	-44	.....	-44	-18,410	.....	-18,410	-18,678	.....	-18,678
Social Security Administration (Off-Budget):									
Federal Old-Age and Survivors Insurance Trust Fund.....	-102	.....	-102	-54,034	.....	-54,034	-53,332	.....	-53,332
Federal Disability Insurance Trust Fund.....	-36	.....	-36	-5,091	.....	-5,091	-5,424	.....	-5,424
Independent Agencies:									
Railroad Retirement Board.....	-6	.....	-6	-29	.....	-29	-28	.....	-28
Other.....	-2	.....	-2	-19	.....	-19	-9	.....	-9
Other.....	-4	.....	-4	-12	.....	-12	-45	.....	-45
Total—Interest Received by Trust Funds.....	-3,045	.....	-3,045	-95,607	.....	-95,607	-88,919	.....	-88,919
Digital Television Transition and Public Safety Fund.....	.....	.....	.....	.....	.....	197	-197	.....	15,966
Rents and Royalties on the Outer Continental Shelf Lands.....	.....	539	-539	.....	.....	2,026	-2,026	.....	2,439
Total—Undistributed Offsetting Receipts.....	-8,459	539	-8,998	-146,532	2,222	-148,754	-134,867	18,405	-153,272
Total Outlays.....	357,633	29,671	327,962	2,330,984	332,137	1,998,847	2,287,450	229,233	2,058,216
Total On-Budget.....	299,962	23,831	276,132	1,968,041	290,130	1,677,911	1,947,794	186,821	1,760,973
Total Off-Budget.....	57,670	5,840	51,830	362,943	42,007	320,935	339,655	42,412	297,243
Total Surplus (+) or Deficit.....			-82,689			-799,679			-802,298
Total On-Budget.....			-99,647			-852,711			-894,755
Total Off-Budget.....			+16,958			+53,032			+92,457

**MEMORANDUM**

Receipts Offset Against Outlays (In Millions)

	Current Fiscal Year to Date	Comparable Period Prior Fiscal Year
Proprietary Receipts.....	200,387	63,639
Intrabudgetary Transactions.....	444,337	360,321
Governmental Receipts.....	3,991	19,771
Total Receipts Offset Against Outlays.....	648,715	443,731

<sup>1</sup>Includes FICA and SECA tax credits, non-contributory military service credits, special benefits for the aged, and credit for the unnegotiated OASI benefit checks.  
... No Transactions

(\*\*) Less than \$500,000  
Note: Details may not add to totals due to rounding.

This Page Left Blank Intentionally

---

**Table 6. Means of Financing the Deficit or Disposition of Surplus by the U.S. Government, April 2010 and Other Periods**

Assets and Liabilities Directly Related to Budget Off-Budget Activity	[\$ millions]					
	Net Transactions (-) denotes net reduction of either liability or asset accounts			Account Balances Current Fiscal Year		
	This Month	Fiscal Year to Date		Beginning of		Close of This Month
This Year		Prior Year	This Year	This Month		
<b>Liability Accounts:</b>						
Borrowing from the Public:						
Treasury Securities, Issued Under General Financing Authorities:						
Debt Held by the Public .....	144,366	882,573	1,122,133	7,551,862	8,290,069	8,434,435
Intragovernmental Holdings .....	31,250	156,337	91,734	4,357,967	4,483,054	4,514,304
Total Treasury Securities Outstanding .....	175,616	1,038,910	1,213,867	11,909,829	12,773,123	12,948,739
Plus Premium on Treasury Securities .....	-100	1,408	5,127	10,339	11,847	11,747
Less Discount on Treasury Securities .....	972	2,634	-2,140	69,851	71,512	72,484
Total Treasury Securities Net Of Premium and Discount .....	174,543	1,037,684	1,221,134	11,850,317	12,713,458	12,888,001
Agency Securities, Issued Under Special Financing Authorities (See Schedule B. for Other Agency Borrowing, See Schedule C) .....	68	450	-695	23,203	23,584	23,652
Total Federal Securities .....	174,611	1,038,134	1,220,439	11,873,520	12,737,042	12,911,653
Deduct:						
Federal Securities Held As Investments of Government Accounts (See Schedule D) .....	31,043	154,626	94,841	4,355,292	4,478,875	4,509,918
Less Discount on Federal Securities Held As Investments of Government Accounts .....	-99	-569	-1,998	25,467	24,998	24,899
Net Federal Securities Held As Investments of Government Accounts .....	31,142	155,195	96,839	4,329,825	4,453,877	4,485,019
Total Borrowing from the Public .....	143,469	882,939	1,123,600	7,543,695	8,283,165	8,426,634
Accrued Interest Payable to the Public .....	8,119	10,843	6,790	41,373	44,097	52,215
Allocations of Special Drawing Rights .....	-251	-2,587	-291	55,953	53,618	53,366
Deposit Funds .....	428	4,041	-13,200	9,965	13,578	14,006
Miscellaneous Liability Accounts (Includes Checks Outstanding Etc.) .....	10,065	13,622	9,815	9,230	12,787	22,852
<b>Total Liability Accounts .....</b>	<b>161,830</b>	<b>908,858</b>	<b>1,126,715</b>	<b>7,660,215</b>	<b>8,407,244</b>	<b>8,569,073</b>
<b>Asset Accounts (Deduct)</b>						
Cash and Monetary Assets:						
U.S. Treasury Operating Cash: <sup>1</sup>						
Federal Reserve Account .....	6,758	-10,047	103,206	108,324	91,519	98,277
Supplementary Financing Program Account .....	74,979	35,014	-99,562	164,945	124,979	199,958
Tax and Loan Note Accounts .....	-8	(**)	-37,123	1,996	2,004	1,996
Balance .....	81,729	24,966	-33,479	275,265	218,502	300,232
Special Drawing Rights:						
Total Holdings .....	-263	-2,212	-320	57,945	55,996	55,733
SDR Certificates Issued to Federal Reserve Banks .....	.....	.....	.....	-5,200	-5,200	-5,200
Balance .....	-263	-2,212	-320	52,745	50,796	50,533
Reserve Position on the U.S. Quota in the IMF:						
U.S. Subscription to International Monetary Fund:						
Direct Quota Payments .....	.....	.....	.....	46,525	46,525	46,525
Maintenance of Value Adjustments .....	-265	-2,721	-2,206	12,333	9,877	9,612
Letter of Credit Issued to IMF .....	-110	-1,408	312	-42,802	-44,100	-44,210
Dollar Deposits with the IMF .....	6	-95	-59	-44	-146	-139
Receivable/payable (-) for Interim Maintenance of Value Adjustments .....	211	2,195	5,455	-2,543	-560	-349
Balance .....	-157	-2,030	3,503	13,469	11,596	11,439
Other Cash and Monetary Assets .....	420	-572	997	28,394	27,401	27,822
Total Cash and Monetary Assets .....	81,729	20,152	-29,300	369,873	308,296	390,025
Non-Federal Securities of the National Railroad Retirement Investment Trust .....	599	797	-9,627	21,348	21,545	22,144
Net Activity, Guaranteed Loan Financing .....	1,545	-1,518	3,388	-34,924	-37,987	-36,442
Net Activity, Direct Loan Financing .....	-4,828	88,423	354,709	594,691	687,942	683,114
Miscellaneous Asset Accounts .....	95	1,425	5,437	-573	758	852
<b>Total Asset Accounts .....</b>	<b>79,140</b>	<b>109,279</b>	<b>324,607</b>	<b>950,415</b>	<b>980,554</b>	<b>1,059,694</b>
<b>Excess of Liabilities (+) or Assets (-) .....</b>	<b>82,689</b>	<b>799,579</b>	<b>802,108</b>	<b>6,709,800</b>	<b>7,426,690</b>	<b>7,509,379</b>
Transactions Not Applied to Current Year's Surplus or Deficit (See Schedule A for Details) .....	.....	100	190	.....	100	100
<b>Total Budget and Off-Budget Federal Entities (Financing of Deficit (+) or Disposition Of Surplus (-)) .....</b>	<b>82,689</b>	<b>799,679</b>	<b>802,298</b>	<b>6,709,800</b>	<b>7,426,790</b>	<b>7,509,479</b>

<sup>1</sup>Major sources of information used to determine Treasury's operating cash balance include Federal Reserve Banks, the Treasury Regional Finance Centers, the Internal Revenue Service Centers, the Bureau of the Public Debt and various electronic systems. Deposits are reflected as received and withdrawals are reflected as processed.

... No Transactions  
Note: Details may not add to totals due to rounding.

**Table 6. Schedule A-Analysis of Change in Excess of Liabilities of the U.S. Government, April 2010 and Other Periods**

Classification	[\$ millions]		
	This Month	Fiscal Year to Date	
		This Year	Prior Year
Excess of Liabilities Beginning of Period:			
Based on Composition of Unified Budget In			
Preceding Period .....	7,426,690	6,711,199	5,294,525
Adjustments During Current Fiscal Year for			
Changes in Composition of Unified Budget:			
Revisions by Federal Agencies to the Prior Budget Results .....	.....	-1,398	-7
Excess of Liabilities Beginning of Period (Current Basis).....	<u>7,426,690</u>	<u>6,709,800</u>	<u>5,294,518</u>
Budget Surplus (-) or Deficit:			
Based on Composition of Unified Budget in Prior Fiscal Yr.....	82,689	799,679	802,298
Total Surplus (-) or Deficit (Table 2).....	<u>82,689</u>	<u>799,679</u>	<u>802,298</u>
Total-On-Budget (Table 2).....	<u>99,647</u>	<u>852,711</u>	<u>894,755</u>
Total-Off-Budget (Table 2).....	<u>-16,958</u>	<u>-53,032</u>	<u>-92,457</u>
Transactions Not Applied to Current Year's Surplus or Deficit:			
Seigniorage .....	.....	-100	-190
Reclassification of Aged Unreconciled Accounts .....	(**)	(**)	.....
Total-Transactions Not Applied to Current Year's Surplus or Deficit .....	<u>(**)</u>	<u>-100</u>	<u>-190</u>
Excess of Liabilities Close of Period .....	<u>7,509,379</u>	<u>7,509,379</u>	<u>6,096,626</u>

... No Transactions

Note: Details may not add to totals due to rounding.

(\*\*) Less than \$500,000.

**Table 6. Schedule B-Securities Issued by Federal Agencies Under Special Financing Authorities, April 2010 and Other Periods**

Classification	[\$ millions]					
	This Month	Net Transactions (-) denotes net reduction of liability accounts		Account Balances Current Fiscal Year		
		Fiscal Year to Date		Beginning of		Close of This Month
This Year		Prior Year	This Year	This Month		
Agency Securities, Issued Under Special Financing Authorities:						
Obligations Guaranteed by the United States, Issued By:						
Department of Housing and Urban Development:						
Federal Housing Administration .....	.....	.....	-37	33	33	33
Obligations Not Guaranteed by the United States, Issued By:						
Legislative Branch:						
Architect of the Capitol.....	1	-1	-3	144	141	142
Independent Agencies:						
Federal Communications Commission.....	.....	.....	.....	(**)	(**)	(**)
National Archives and Records Administration .....	.....	-6	-6	193	186	186
Tennessee Valley Authority .....	67	457	-649	22,834	23,224	23,291
Total Agency Securities .....	<u>68</u>	<u>450</u>	<u>-695</u>	<u>23,203</u>	<u>23,584</u>	<u>23,652</u>

... No Transactions

Note: Details may not add to totals due to rounding.

(\* \*) Less than \$500,000.

**Table 6. Schedule C (Memorandum)-Federal Agency Borrowing Financed Through the Issue of Treasury Securities, April 2010 and Other Periods**

Classification	[\$ millions]					
	Transactions			Account Balances Current Fiscal Year		
	This Month	Fiscal Year to Date		Beginning of		Close of This Month
This Year		Prior Year	This Year	This Month		
<b>Borrowing from the Treasury:</b>						
Department of Agriculture:						
Farm Service Agency:						
Commodity Credit Corporation.....	-418	-1,815	495	3,503	2,106	1,688
Agricultural Credit Insurance Fund.....	.....	894	1,164	7,521	8,414	8,414
Farm Storage Facility Loans.....	93	243	47	592	742	836
Apple Loans Fund.....	.....	.....	.....	(**)	(**)	(**)
Emergency Boll Weevil Loan Fund.....	.....	(**)	.....	(**)	(**)	(**)
Rural Housing Service:						
Rural Housing Insurance.....	75	1,058	651	13,610	14,593	14,668
Rural Community Facility Loans Fund.....	6	211	212	2,976	3,182	3,187
Multifamily Housing Revitalization Loan Account.....	9	27	41	89	107	116
Rural Business - Cooperative Service:						
Rural Business and Industry Loans.....	.....	.....	.....	83	83	83
Rural Development Loan Fund.....	-2	7	10	289	298	296
Rural Economic Development Loan Fund.....	1	11	11	110	120	121
Rural Utilities Service:						
Rural Water and Waste Disposal Fund.....	42	513	415	8,654	9,125	9,167
Rural Electrification and Telecommunications Fund.....	26	424	1,857	16,516	16,915	16,941
Rural Telephone Bank.....	4	21	37	488	505	509
Distance Learning and Telemedicine Program.....	1	74	48	416	489	490
Foreign Agricultural Service.....	.....	.....	5	778	778	778
Department of Commerce:						
Departmental Management:						
National Oceanic and Atmospheric Administration:						
Fisheries Finance.....	2	54	16	482	534	536
Fishing Vessel Obligations.....	.....	.....	.....	5	5	5
National Telecommunications and Information Administration						
Digital Television Transition and Public Safety Fund.....	.....	.....	-5	.....	.....	.....
Department of Defense - Military:						
Arms Initiative Loans.....	.....	.....	.....	1	1	1
Family Housing Improvement Loans.....	5	82	108	383	460	465
Department of Education:						
College Housing and Academic Facilities Loans.....	.....	(**)	(**)	72	72	72
Federal Direct Student Loans.....	217	41,158	30,614	179,096	220,036	220,253
Teach Grant Loans.....	1	62	28	68	130	131
Temporary Student Loan Purchase Authority.....	12,417	27,708	19,649	54,221	69,512	81,929
Federal Family Education Loans.....	.....	612	68	1,462	2,074	2,074
Department of Energy:						
Bonneville Power Administration Fund.....	60	209	35	2,130	2,279	2,339
Western Area Power Administration - Recovery Act.....	.....	35	.....	.....	35	35
Department of Health and Human Services:						
Health Education Assistance Loans.....	.....	-1	.....	2	(**)	(**)
Department of Homeland Security:						
National Flood Insurance Fund.....	.....	-250	1,988	19,000	18,750	18,750
Disaster Assistance Loan Fund.....	.....	.....	3	4	4	4
Department of Housing and Urban Development:						
Public and Indian Housing Programs:						
Low-Rent Public Housing - Loans and Other Expenses.....	.....	.....	1	5	5	5
Housing Programs:						
Federal Housing Administration.....	.....	.....	100	4,420	4,420	4,420
Green Retrofit Program for Multifamily Housing-Recovery Act.....	17	26	.....	.....	9	26
Department of the Interior:						
Helium Fund.....	.....	.....	.....	252	252	252
Bureau of Reclamation Loan Fund.....	1	1	(**)	49	49	50
Bureau of Indian Affairs.....	.....	.....	.....	8	8	8
Assistance to American Samoa Loan Fund.....	.....	.....	.....	7	7	7
Department of Labor:						
Black Lung Disability Trust Fund.....	.....	.....	6,371	6,158	6,158	6,158
Department of State:						
Repatriation Loans.....	.....	1	(**)	2	3	3
Department of Transportation:						
Essential Air Service and Rural Airport Improvement Fund.....	.....	.....	-15	.....	.....	.....
Federal Aviation Administration:						
Aircraft Purchase Loan Guarantee Program.....	.....	.....	.....	(**)	(**)	(**)
Federal Highway Administration:						
Transportation Infrastructure Finance and Innovation Fund.....	34	291	102	1,927	2,184	2,218
Federal Railroad Administration:						
Railroad Rehabilitation and Improvement Loan Fund.....	2	20	41	379	396	399
Other.....	.....	.....	.....	(**)	(**)	(**)
Maritime Administration:						
Ocean Freight Differential.....	2	-136	36	149	11	13
Maritime Guaranteed Loan (Title XI) Fund.....	.....	183	19	21	204	204
Department of Treasury:						
Departmental Offices:						
Community Development Financial Institutions Fund.....	.....	.....	2	41	41	41
Housing and Economic Recovery Programs.....	.....	46,115	161,904	208,916	255,031	255,031
Temporary Credit and Liquidity Program.....	.....	18,691	.....	.....	18,691	18,691
Troubled Assets Insurance Financing Fund.....	.....	1,658	751	774	2,433	2,433
Troubled Asset Relief Program.....	.....	45,799	190,258	142,561	188,359	188,359
Federal Financing Bank Revolving Fund.....	1,191	-7,428	17,858	47,107	38,488	39,679

**Table 6. Schedule C (Memorandum)-Federal Agency Borrowing Financed Through the Issue of Treasury Securities, April 2010 and Other Periods**

Classification	[\$ millions]					
	This Month	Transactions		Account Balances Current Fiscal Year		
		Fiscal Year to Date		Beginning of		Close of
		This Year	Prior Year	This Year	This Month	
<b>Borrowing from the Treasury:—Continued</b>						
Department of Veterans Affairs:						
Veterans Housing Benefit Program Fund.....		1,323	1,543	1,491	2,815	2,815
Native American Veteran Housing Fund.....		18	16	52	70	70
Vocational Rehabilitation Loan Fund.....		2	3	2	4	4
Corps of Engineers:						
Washington Aqueduct.....		-2	(**)	8	6	6
Environmental Protection Agency:						
Abatement, Control, and Compliance Loan Program.....		-2	-1	10	8	8
General Services Administration:						
Land Acquisition and Development Fund.....				(**)	(**)	(**)
International Assistance Program:						
International Security Assistance:						
Foreign Military Loan Program.....			58	8	8	8
Military Debt Reduction.....				30	30	30
Agency for International Development:						
International Debt Reduction.....				477	477	477
Development Credit Authority Loan Fund.....				(**)	(**)	(**)
Overseas Private Investment Corporation.....	37	371	153	1,007	1,340	1,377
Small Business Administration:						
Business Loan Fund.....		1,169	511	2,953	4,122	4,122
Disaster Loan Fund.....		-498	-1,073	7,920	7,421	7,421
Independent Agencies:						
Export-Import Bank of the United States.....		1,532	550	3,805	5,337	5,337
Federal Communications Commission:						
Spectrum Auction Loan Fund.....				46	46	46
National Credit Union Administration.....		-310		1,000	690	690
Presidio Trust Fund.....				50	50	50
Railroad Retirement Board:						
Social Security Equivalent Benefit Account.....	313	2,223	2,064	3,359	5,269	5,582
Smithsonian Institution:						
John F. Kennedy Center Parking Facilities.....				20	20	20
<b>Total Agency Borrowing from the Treasury</b>						
<b>Financed Through Treasury Securities Issued.....</b>		<b>14,137</b>	<b>182,384</b>	<b>438,747</b>	<b>747,566</b>	<b>915,813</b>
					<b>915,813</b>	<b>929,950</b>
<b>Borrowing from the Federal Financing Bank:</b>						
Department of Agriculture:						
Rural Utilities Service:						
Rural Electrification and Telecommunications Fund.....	268	2,151	1,465	28,438	30,321	30,589
Department of Defense - Military:						
Department of the Navy.....				1,624	1,624	1,624
Defense Agencies.....			-14	-1,624	-1,624	-1,624
Department of Education:						
Historically Black College and University Capital Financing Fund.....	10	105	53	452	546	557
Department of Energy:						
Title 17 Innovative Technology Loans.....	227	1,052		908	1,734	1,960
Department of Health and Human Services:						
Health Maintenance Organization Loan and Loan Guarantee Fund.....				(**)	(**)	(**)
Department of Housing and Urban Development:						
Low-Rent Housing - Loans and Other Expenses.....		-587	-104	587		
Department of Transportation:						
Railroad Rehabilitation and Improvement Loan Fund.....		(**)	(**)	2	2	2
Department of Veterans Affairs:						
Guaranteed Transitional Housing for Homeless Veterans.....		(**)	(**)	5	5	5
General Services Administration:						
Federal Buildings Fund.....	-12	-38	-33	2,026	2,000	1,988
International Assistance Program:						
Foreign Military Financing Program.....	-5	-69	-75	545	481	477
Small Business Administration:						
Business Loan Fund.....	(**)	-2	-3	5	4	3
Independent Agencies:						
National Credit Union Administration.....		-8,288	17,597	18,384	10,096	10,096
Postal Service.....	691	-2,980	-2,307	10,200	6,530	7,220
<b>Total Borrowing from the Federal Financing Bank.....</b>	<b>1,179</b>	<b>-8,656</b>	<b>16,578</b>	<b>61,552</b>	<b>51,718</b>	<b>52,897</b>

Note: This table includes lending by the Federal Financing Bank accomplished by the purchase of agency financial assets, by the acquisition of agency debt securities, and by direct loans on behalf of an agency. The Federal Financing Bank borrows from Treasury and issues its own securities and in turn may loan these funds to agencies in lieu of agencies borrowing directly through Treasury or issuing their own securities.

... No Transactions  
 (\*\* \*) Less than \$500,000  
 Note: Details may not add to totals due to rounding.

**Table 6. Schedule D-Investments of Federal Government Accounts in Federal Securities, April 2010 and Other Periods**

Classification	[\$ millions]					
	Net Purchases or Sales (-)			Securities Held as Investments Current Fiscal Year		
	This Month	Fiscal Year to Date		Beginning of		Close of This Month
This Year		Prior Year	This Year	This Month		
<b>Federal Funds:</b>						
Department of Agriculture .....	-124	869	18	118	1,112	988
Department of Commerce.....	3	3	3	.....	.....	3
Department of Defense-Military:						
Defense Cooperation Account .....	(**)	(**)	7	7	7	7
Department of Energy.....	120	1,801	847	49,499	51,180	51,300
Department of Health and Human Services.....	.....	5	.....	2,114	2,119	2,119
Department of Housing and Urban Development:						
Housing Programs:						
Federal Housing Administration Fund.....	149	1,320	824	10,668	11,839	11,988
Government National Mortgage Association:						
Guarantees of Mortgage-Backed Securities .....	-11	67	-158	9,257	9,335	9,324
Department of the Interior.....	19	364	214	7,006	7,351	7,370
Department of Labor.....	-210	-642	-1,954	15,048	14,616	14,405
Department of Transportation.....	13	125	86	1,301	1,413	1,425
Department of the Treasury.....	-1	720	-50	21,365	22,086	22,085
Department of Veterans Affairs:						
Canteen Service Revolving Fund.....	.....	.....	-26	.....	.....	.....
Veterans Reopened Insurance Fund.....	-5	-15	-16	331	321	316
Servicemen's Group Life Insurance Fund.....	.....	(**)	(**)	1	1	1
Other Defense Civil Programs:						
Uniformed Services Retiree Health Care Fund.....	765	17,421	14,940	126,821	143,477	144,242
Office of Personnel Management:						
Postal Service Contributions.....	.....	745	686	35,115	35,861	35,861
Independent Agencies:						
Federal Deposit Insurance Corporation:						
Deposit Insurance Fund.....	-3,483	36,575	-1,265	23,087	63,144	59,661
FSLIC Resolution Fund.....	15	30	7	3,313	3,329	3,344
Federal Housing Finance Agency.....	53	65	60	38	50	103
National Credit Union Administration.....	380	1,966	-508	9,567	11,152	11,532
Postal Service.....	(**)	-3,050	-605	4,249	1,199	1,199
Tennessee Valley Authority.....	(**)	(**)	.....	25	25	25
Other.....	-231	-129	-64	14,210	14,311	14,080
Other.....	154	395	31	8,402	8,643	8,797
Total Treasury Securities.....	-2,394	58,635	13,077	341,540	402,569	400,175
<b>Total Federal Funds.....</b>	<b>-2,394</b>	<b>58,635</b>	<b>13,077</b>	<b>341,540</b>	<b>402,569</b>	<b>400,175</b>
<b>Trust Funds:</b>						
Legislative Branch:						
Library of Congress.....	4	4	-3	37	37	41
United States Tax Court.....	.....	(**)	(**)	10	10	10
Other.....	-2	4	6	33	38	37
Judicial Branch:						
Judicial Retirement Funds.....	-10	52	60	824	887	877
Department of Agriculture.....	4	-32	15	46	10	14
Department of Defense-Military:						
Voluntary Separation Incentive Fund.....	-3	25	26	460	488	485
Other.....	4	4	-1	368	368	372
Department of Health and Human Services:						
Federal Hospital Insurance Trust Fund.....	1,476	-15,735	2,401	309,702	292,491	293,967
Federal Supplementary Medical Insurance Trust Fund.....	-3,867	2,006	3,711	61,764	67,638	63,770
Other.....	14	32	97	2,932	2,951	2,965



**Table 6. Schedule D-Investments of Federal Government Accounts in Federal Securities, April 2010 and Other Periods**  
 [\$ millions]

Classification	Net Purchases or Sales (-)			Securities Held as Investments Current Fiscal Year		
	This Month	Fiscal Year to Date		Beginning of		Close of This Month
		This Year	Prior Year	This Year	This Month	
<b>Trust Funds:—Continued</b>						
Department of Homeland Security.....	18	47	65	3,380	3,409	3,427
Department of the Interior.....	(**)	-5	8	40	35	35
Department of Labor:						
Unemployment Trust Fund.....	-596	-6,430	-42,140	19,628	13,794	13,199
Other.....	-8	-7	-14	64	64	57
Department of State:						
Foreign Service Retirement and Disability Fund.....	-52	218	223	15,334	15,604	15,552
Other.....	-1	-1	2	37	38	37
Department of Transportation:						
Airport and Airway Trust Fund.....	247	-1,438	-826	7,829	6,145	6,391
Highway Trust Fund.....	20,263	16,769	-2,603	11,484	7,991	28,254
Other.....	(**)	(**)	(**)	(**)	.....	(**)
Department of Treasury.....	-55	-23	-14	1,033	1,064	1,009
Department of Veterans Affairs:						
General Post Fund, National Homes.....	.....	3	10	78	81	81
National Service Life Insurance.....	-94	-359	-351	8,735	8,470	8,376
United States Government Life Insurance Fund.....	(**)	-2	-3	26	24	23
Veterans Special Life Insurance Fund.....	-11	-8	-8	2,001	2,004	1,993
Corps of Engineers.....	12	180	796	5,158	5,326	5,338
Other Defense Civil Programs:						
Military Retirement Fund.....	321	50,233	33,476	240,807	290,720	291,040
Other.....	-50	31	95	2,076	2,157	2,107
Environmental Protection Agency.....	-7	1,086	1,232	6,642	7,735	7,728
National Aeronautics and Space Administration.....	.....	(**)	(**)	15	15	15
Office of Personnel Management:						
Civil Service Retirement and Disability Fund:						
Treasury Securities.....	-3,430	-6,903	-6,487	754,244	750,770	747,340
Employees Life Insurance Fund.....	60	845	900	36,146	36,931	36,991
Employees and Retired Employees Health Benefits Fund.....	454	704	-271	15,369	15,620	16,074
Social Security Administration:						
Federal Old-Age and Survivors Insurance Trust Fund.....	18,309	64,389	93,452	2,296,316	2,342,396	2,360,705
Federal Disability Insurance Trust Fund.....	123	-10,411	-2,709	207,932	197,399	197,521
Independent Agencies:						
Harry S. Truman Memorial Scholarship Trust Fund.....	(**)	-1	(**)	56	55	55
Japan-United States Friendship Commission.....	1	1	5	38	38	39
Railroad Retirement Board:						
Treasury Securities.....	324	594	519	2,310	2,580	2,905
Agency Securities.....	.....	2	(**)	1	3	3
Other.....	-7	115	95	800	922	915
Total Treasury Securities.....	33,437	95,989	81,764	4,013,751	4,076,303	4,109,740
Total Agency Securities.....	.....	2	(**)	1	3	3
<b>Total Trust Funds.....</b>	<b>33,437</b>	<b>95,991</b>	<b>81,764</b>	<b>4,013,752</b>	<b>4,076,306</b>	<b>4,109,743</b>
<b>Grand Total.....</b>	<b>31,043</b>	<b>154,626</b>	<b>94,841</b>	<b>4,355,292</b>	<b>4,478,875</b>	<b>4,509,918</b>

... No Transactions  
 (\*\*) Less than \$500,000

Note: Investments are in Treasury securities unless otherwise noted.  
 Note: Details may not add to totals due to rounding.

**Table 6. Schedule E-Net Activity, Guaranteed and Direct Loan Financing, April 2010 and Other Periods**

[\$ millions]

Classification	Net Transactions (-) denotes net reduction of liability accounts			Account Balances Current Fiscal Year		
	This Month	Fiscal Year to Date		Beginning of		Close of This Month
		This Year	Prior Year	This Year	This Month	
<b>Guaranteed Loan Financing Activity:</b>						
Department of Agriculture:						
Farm Service Agency:						
Commodity Credit Corporation Export Fund .....	95	99	-89	153	157	252
Agricultural Credit Insurance Fund.....	1	-12	-15	-331	-344	-343
Rural Housing Service:						
Rural Community Facility Loans .....	-1	6	1	-27	-19	-20
Rural Housing Insurance Fund .....	-56	-363	-50	-1,000	-1,307	-1,363
Rural Business-Cooperative Service:						
Rural Business and Industry Loans .....	4	(**)	16	-156	-161	-156
Renewable Energy Guaranteed Loan Account .....	1	-1	(**)	-7	-9	-8
Biorefinery Assistance Loan Account .....	.....	-27	-27	.....	-27	-27
Rural Utilities Service:						
Rural Water and Waste Disposal Fund.....	(**)	1	1	-23	-22	-22
Department of Commerce:						
General Administration:						
Emergency Oil, Gas, and Steel Account.....	.....	.....	56	5	5	5
National Oceanic and Atmospheric Administration:						
Fishing Vessel Obligations.....	.....	(**)	(**)	3	3	3
Department of Defense-Military .....	5	4	4	-23	-24	-19
Department of Education:						
Office of Student Financial Assistance:						
Federal Family Education Loans.....	-270	-1,349	2,565	-6,025	-7,105	-7,375
Department of Health and Human Services:						
Health Resources and Services Administration:						
Health Center Loans .....	.....	.....	(**)	-2	-2	-2
Health Education Assistance Loans.....	(**)	3	3	-65	-62	-61
Department of Housing and Urban Development:						
Public and Indian Housing Programs:						
Indian Housing Loans .....	(**)	-3	-5	-39	-42	-43
Native Hawaiian Housing Loans .....	(**)	(**)	(**)	(**)	-1	-1
Community Planning and Development:						
Community Development Loans.....	(**)	15	-4	-102	-86	-86
Housing Programs:						
FHA-Mutual Mortgage Insurance Loans .....	246	1,177	-1,098	-18,493	-17,562	-17,316
FHA-General and Special Risk Fund .....	-38	470	489	-5,443	-4,935	-4,973
Home Ownership Preservation Entity Fund .....	-1	-2	(**)	-1	-2	-2
Government National Mortgage Association:						
Guarantees of Mortgaged-Backed Securities .....	5	2	-277	-868	-871	-866
Department of the Interior:						
Bureau of Indian Affairs .....	(**)	-22	1	-34	-56	-56
Department of Transportation:						
Office of the Secretary:						
Minority Business Resource Center Fund.....	.....	(**)	(**)	(**)	(**)	(**)
Federal Highway Administration:						
Transportation Infrastructure Finance and Innovation Fund.....	.....	.....	.....	(**)	(**)	(**)
Maritime Administration:						
Maritime Guaranteed Loan (Title XI) Fund.....	(**)	230	31	-229	1	1
Department of the Treasury:						
Departmental Offices:						
Air Transportation Stabilization Fund .....	.....	.....	.....	(**)	(**)	(**)
Troubled Assets Insurance Financing Fund .....	1,374	1,796	725	592	1,015	2,388
Department of Veterans Affairs:						
Veterans Benefits Administration:						
Veterans Housing Benefit Program Fund.....	-149	-409	641	-2,577	-2,837	-2,986
Guaranteed Transitional Housing Loans for Homeless Veterans.....	(**)	(**)	(**)	(**)	(**)	(**)
International Assistance Program:						
Agency for International Development:						
Loan Guarantees to Israel .....	.....	.....	.....	-1,233	-1,233	-1,233
Urban and Environmental Credit Guaranteed Loans .....	(**)	(**)	(**)	-102	-102	-102
Microenterprise and Small Enterprise Development .....	.....	(**)	(**)	-1	-1	-1
Development Credit Authority Loan Fund .....	(**)	(**)	-2	-43	-43	-43
Loan Guarantees to Egypt .....	.....	.....	.....	-192	-192	-192
Overseas Private Investment Corporation .....	20	1	-35	-128	-147	-127
Small Business Administration:						
Business Loan Fund .....	316	-2,462	594	2,337	-442	-126
Independent Agencies:						
Export-Import Bank of the United States.....	-8	-670	-135	-869	-1,532	-1,540
<b>Net Activity, Guaranteed Loan Financing .....</b>	<b>1,545</b>	<b>-1,518</b>	<b>3,388</b>	<b>-34,924</b>	<b>-37,987</b>	<b>-36,442</b>
<b>Direct Loan Financing Activity:</b>						
Department of Agriculture:						
Farm Service Agency:						
Agricultural Credit Insurance Fund.....	-519	-392	-64	5,956	6,083	5,564
Farm Storage Facility Loans .....	14	86	28	409	481	495
Apple Loans Fund.....	.....	(**)	(**)	(**)	(**)	(**)
Emergency Boll Weevil Loan Fund .....	.....	(**)	(**)	(**)	(**)	(**)
Natural Resources Conservation Service:						
Agricultural Resource Conservation Demonstration Program .....	.....	.....	.....	(**)	(**)	(**)
Rural Housing Service:						
Rural Community Facility Loans Fund .....	1	66	89	2,596	2,661	2,662
Rural Housing Insurance Fund .....	72	369	12	13,189	13,486	13,558
Multifamily Housing Revitalization Loan Account.....	6	14	20	68	76	82

**Table 6. Schedule E-Net Activity, Guaranteed and Direct Loan Financing, April 2010 and Other Periods**

Classification	[\$ millions]					
	Net Transactions (-) denotes net reduction of liability accounts			Account Balances Current Fiscal Year		
	This Month	Fiscal Year to Date		Beginning of		Close of
	This Year	Prior Year	This Year	This Month	This Month	
<b>Direct Loan Financing Activity:—Continued</b>						
Department of Agriculture:—Continued						
Rural Business-Cooperative Service:						
Rural Business and Industry Loan Fund .....	(**)	-1	-3	19	18	18
Rural Development Loan Fund .....	(**)	-4	-3	280	276	276
Rural Economic Development Loan Fund .....	(**)	(**)	(**)	91	91	91
Rural Utilities Service:						
Rural Water and Waste Disposal Loans .....	12	137	91	7,588	7,712	7,724
Rural Electrification and Telecommunications Fund .....	243	2,467	2,512	35,445	37,669	37,912
Rural Telephone Bank .....	-2	-16	-6	434	420	418
Distance Learning and Telemedicine Program .....	7	44	13	372	409	415
Rural Development Insurance Fund .....	.....	.....	.....	1,065	1,065	1,065
Foreign Agricultural Service:						
P.L. 480 Direct Loan Fund .....	-9	-120	-156	647	535	527
International Debt Reduction .....	.....	-28	-13	75	47	47
Department of Commerce:						
National Oceanic and Atmospheric Administration:						
Fisheries Finance .....	-2	-18	-14	482	466	464
Department of Defense-Military .....	-3	51	105	383	437	434
Department of Education:						
Office of Postsecondary Education:						
College Housing and Academic Facilities Loans .....	.....	(**)	(**)	11	11	11
Historically Black College and University Capital Financing Fund .....	10	99	53	146	235	245
Office of Student Financial Assistance:						
Federal Direct Student Loans .....	1,757	24,280	14,097	147,002	169,526	171,283
Teach Grant Loans .....	5	60	23	50	105	110
Temporary Student Loan Purchase Authority .....	3,789	35,086	23,511	56,876	88,174	91,963
Department of Energy:						
Advanced Technology Vehicles Manufacturing Loans .....	85	397	.....	420	731	816
Title 17 Innovative Technology Loans .....	54	245	.....	20	211	264
Department of Homeland Security:						
Disaster Assistance Loan Fund .....	(**)	1	(**)	4	5	5
Department of Housing and Urban Development:						
Housing Programs:						
FHA-Mutual Mortgage Insurance Loans .....	.....	(**)	(**)	-4	-4	-4
FHA-General and Special Risk Fund .....	.....	.....	.....	(**)	(**)	(**)
Green Retrofit Program for Multifamily Housing Fund .....	-3	-2	.....	.....	1	-2
Department of the Interior:						
Bureau of Reclamation .....	-2	-5	-5	50	47	45
Bureau of Indian Affairs .....	(**)	-1	-1	7	6	6
Assistance to American Samoa Loan Fund .....	-2	-2	-3	7	7	5
Department of State:						
Administration of Foreign Affairs:						
Repatriation Loans .....	(**)	(**)	-1	-7	-8	-8
Department of Transportation:						
Federal Highway Administration:						
Transportation Infrastructure Finance and Innovation Fund .....	34	275	102	1,913	2,154	2,188
Federal Railroad Administration:						
Railroad Rehabilitation and Improvement Loan Fund .....	2	7	30	376	381	383
Department of the Treasury:						
Departmental Offices:						
Community Development Financial Institutions Fund .....	(**)	-3	-2	41	38	38
GSE Mortgage-Backed Securities Purchase Program .....	-3,864	5,732	130,701	176,027	185,623	181,759
Temporary Credit and Liquidity Program .....	-4	15,380	.....	.....	15,385	15,380
Troubled Asset Relief Program .....	-6,208	3,695	183,957	129,318	139,221	133,013
Financial Management Service .....	.....	.....	.....	(**)	(**)	(**)
Department of Veterans Affairs:						
Veterans Benefits Administration:						
Veterans Housing Benefit Program Fund .....	5	15	-41	1,482	1,492	1,497
Native American Veteran Housing Fund .....	(**)	5	2	48	54	54
Vocational Rehabilitation Loan Fund .....	(**)	(**)	(**)	1	1	1
Environmental Protection Agency:						
Abatement, Control, and Compliance Loan Program .....	.....	-4	-2	10	5	5
International Assistance Program:						
International Security Assistance:						
Foreign Military Loan Program .....	.....	.....	58	7	7	7
Military Debt Reduction .....	.....	.....	.....	29	29	29
Agency for International Development:						
International Debt Reduction .....	(**)	-22	-29	214	192	192
Overseas Private Investment Corporation .....	28	284	27	748	1,004	1,032
Small Business Administration:						
Business Loan Fund .....	1	-2	-10	89	86	87
Disaster Loan Fund .....	-56	-553	-278	7,097	6,600	6,544
Independent Agencies:						
Export-Import Bank of the United States .....	-280	804	-91	3,576	4,659	4,379
Federal Communications Commission:						
Spectrum Auction Loan Fund .....	(**)	(**)	(**)	34	34	34
<b>Net Activity, Direct Loan Financing .....</b>	<b>-4,828</b>	<b>88,423</b>	<b>354,709</b>	<b>594,691</b>	<b>687,942</b>	<b>683,114</b>

Note: Federal credit programs provide benefits to the public in the form of direct loans and loan guarantees. This table reflects cash transactions and balances of the nonbudgetary financing fund accounts that result from the disbursement of loans, collection of fees, repayment of principle, sale of collateral, interest, and subsidy received from the credit program accounts at net present value in accordance with the Credit Reform Act of 1990.

Unreimbursed costs such as administrative expenses and subsidy payments are reported on a cash basis and included within each program's budgetary totals in Table 5.

... No Transactions

(\*) Less than \$500,000

Note: Details may not add to totals due to rounding.

**Table 7. Receipts and Outlays of the U.S. Government by Month, Fiscal Year 2010**

Classification	[\$ millions]												Fiscal Year to Date	Comparable Period Prior F.Y.	
	Oct.	Nov.	Dec.	Jan.	Feb.	March	April	May	June	July	Aug.	Sept.			
<b>Receipts:</b>															
Individual Income Taxes.....	61,248	47,858	98,625	103,523	22,749	59,503	107,310							500,815	566,369
Corporation Income Taxes.....	-4,505	-2,099	40,530	3,232	8,234	8,578	23,118							77,087	70,781
Social Insurance And Retirement Receipts:															
Employment and General Retirement.....	61,552	66,530	60,963	81,280	62,245	63,274	88,798							484,643	508,833
Unemployment Insurance.....	1,346	3,648	454	1,279	3,360	693	8,435							19,215	17,117
Other Retirement.....	390	320	411	291	317	318	383							2,429	2,401
Excise Taxes.....	4,347	6,104	5,868	5,625	862	6,782	6,321							35,909	34,343
Estate and Gift Taxes.....	1,556	1,049	1,361	1,485	1,064	2,829	3,250							12,594	16,082
Customs Duties.....	2,159	1,912	1,853	2,074	1,692	1,942	2,117							13,750	14,063
Miscellaneous Receipts.....	7,202	8,241	8,853	6,451	6,998	9,438	5,541							52,725	25,929
<b>Total-Receipts This Year.....</b>	<b>135,294</b>	<b>133,564</b>	<b>218,919</b>	<b>205,240</b>	<b>107,521</b>	<b>153,358</b>	<b>245,272</b>							<b>1,199,168</b>	<b>.....</b>
(On-Budget).....	<b>88,656</b>	<b>83,287</b>	<b>173,093</b>	<b>142,047</b>	<b>58,468</b>	<b>103,165</b>	<b>176,484</b>							<b>825,201</b>	<b>.....</b>
(Off-Budget).....	<b>46,638</b>	<b>50,277</b>	<b>45,825</b>	<b>63,193</b>	<b>49,053</b>	<b>50,193</b>	<b>68,788</b>							<b>373,967</b>	<b>.....</b>
<i>Total-Receipts Prior Year.....</i>	<i>164,829</i>	<i>144,769</i>	<i>237,786</i>	<i>226,090</i>	<i>87,312</i>	<i>128,926</i>	<i>266,206</i>							<i>.....</i>	<i>1,255,918</i>
<i>(On Budget).....</i>	<i>117,980</i>	<i>94,364</i>	<i>191,014</i>	<i>161,443</i>	<i>34,117</i>	<i>71,476</i>	<i>195,823</i>							<i>.....</i>	<i>866,218</i>
<i>(Off Budget).....</i>	<i>46,849</i>	<i>50,405</i>	<i>46,772</i>	<i>64,647</i>	<i>53,195</i>	<i>57,450</i>	<i>70,383</i>							<i>.....</i>	<i>389,700</i>
<b>Outlays:</b>															
Legislative Branch.....	362	518	404	344	371	399	550							2,948	2,806
Judicial Branch.....	695	542	576	520	531	588	754							4,206	3,768
Department of Agriculture:															
Commodity Credit Corporation and Foreign Agricultural Service.....	6,001	2,233	2,648	1,754	154	-349	-261							12,180	13,322
Other.....	9,245	8,188	10,243	9,475	9,084	13,466	10,201							69,902	59,033
Department of Commerce.....	810	1,007	875	671	834	1,250	1,095							6,541	6,314
Department of Defense:															
Military:															
Military Personnel.....	30,794	7,625	15,805	6,499	11,486	12,201	15,943							100,353	89,503
Operation and Maintenance.....	20,218	20,127	23,517	22,071	21,237	26,303	25,295							158,769	146,638
International Reconstruction and Other Assistance.....	2	4	4	2	-1	(**)	(**)							10	17
Procurement.....	8,755	9,106	13,130	13,606	9,448	11,750	11,374							77,168	73,143
Research, Development, Test, and Evaluation.....	5,396	6,403	7,154	5,356	4,924	9,050	7,579							45,862	47,134
Military Construction.....	1,483	1,650	2,037	1,400	1,519	1,796	1,672							11,556	9,314
Family Housing.....	192	191	282	406	201	212	350							1,833	1,610
Revolving and Management Funds.....	1,384	-21	1,581	-816	-86	245	-220							2,068	2,033
Other.....	-469	517	-495	99	208	-127	-900							-1,167	-818
<b>Total Military.....</b>	<b>67,754</b>	<b>45,602</b>	<b>63,015</b>	<b>48,623</b>	<b>48,936</b>	<b>61,429</b>	<b>61,093</b>							<b>396,452</b>	<b>368,574</b>
Department of Education.....	7,588	7,729	7,771	9,657	11,769	9,001	7,727							61,242	39,453
Department of Energy.....	2,375	2,102	2,685	1,889	2,022	2,478	2,502							16,054	12,870
Department of Health and Human Services:															
National Institutes of Health.....	2,550	2,510	2,605	2,451	2,477	2,837	3,061							18,492	17,050
Centers for Medicare And Medicaid Services:															
Grants to States for Medicaid.....	23,220	21,222	23,060	21,161	21,151	23,306	23,710							156,830	141,947
Federal Hospital Ins. Trust Fund.....	24,702	14,125	21,633	18,252	19,981	21,978	25,908							146,581	135,026
Federal Supp. Med. Ins. Trust Fund.....	33,343	12,858	22,525	19,944	20,104	22,478	30,617							161,868	145,908
Other.....	23,140	13,932	28,282	8,558	19,690	18,727	29,767							142,096	126,114
Administration for Children and Families.....	4,493	4,112	5,175	4,415	4,307	6,068	4,564							33,135	30,826
Other.....	-25,552	-16,273	-33,178	-6,577	-22,357	-19,766	-31,316							-155,019	-144,404
Department of Homeland Security.....	4,114	3,920	3,907	3,173	3,110	4,042	3,496							25,762	31,549
Department of Housing and Urban Development.....	3,954	3,983	5,863	2,360	3,804	4,947	4,256							29,165	26,296
Department of the Interior.....	1,004	1,160	1,148	1,088	1,008	1,013	791							7,213	6,317
Department of Justice.....	1,642	3,885	2,304	2,310	2,167	2,373	2,246							16,927	14,826
Department of Labor:															
Unemployment Trust Fund.....	11,046	11,331	14,419	13,648	13,185	15,423	12,667							91,719	57,937
Other.....	713	2,175	2,592	2,034	1,949	1,680	1,374							12,517	10,292
Department of State.....	1,535	1,680	2,892	1,637	1,438	2,382	1,671							13,234	11,804
Department of Transportation:															
Highway Trust Fund.....	3,604	2,302	2,737	1,719	1,641	1,856	1,840							15,699	19,003
Other.....	3,973	3,749	4,905	2,492	2,807	3,317	3,529							24,772	16,800
Department of the Treasury:															
Interest on Treasury Debt Securities (Gross).....	22,832	17,928	104,632	18,857	16,893	20,787	22,485							224,414	193,439
Other.....	2,677	5,808	18,687	11,732	56,266	-85,750	11,707							21,127	249,775

**Table 7. Receipts and Outlays of the U.S. Government by Month, Fiscal Year 2010**  
 [\$ millions]

Classification	Oct.	Nov.	Dec.	Jan.	Feb.	March	April	May	June	July	Aug.	Sept.	Fiscal Year to Date	Comparable Period Prior F.Y.
<b>Outlays:—Continued</b>														
Department of Veterans Affairs:														
Compensation And Pensions.....	7,394	385	7,473	294	4,009	4,000	7,627						31,181	25,240
National Service Life.....	88	72	85	82	76	100	97						600	614
Other .....	5,780	4,427	4,914	4,425	4,407	5,756	6,146						35,855	28,292
Corps of Engineers.....	661	813	995	738	682	746	779						5,414	3,889
Other Defense Civil Programs .....	3,489	4,747	4,736	4,775	4,647	4,671	3,513						30,578	35,116
Environmental Protection.....	806	770	443	758	843	1,040	926						5,586	4,575
Executive Office of the President.....	51	40	48	28	28	99	75						368	414
General Services Administration.....	78	326	-213	-192	-45	176	-85						45	275
International Assistance Program:														
International Security Assistance .....	1,313	716	571	3,636	639	676	593						8,144	8,018
Multilateral Assistance .....	169	66	16	37	46	401	24						760	429
Agency for International Development.....	306	396	334	217	333	526	347						2,458	2,265
Other .....	578	-266	555	241	-248	-1,060	-205						-405	-871
National Aeronautics and Space Administration .....	1,071	1,582	1,998	1,126	1,405	1,699	1,900						10,781	10,445
National Science Foundation.....	528	527	480	497	471	504	509						3,514	3,172
Office of Personnel Management .....	6,346	6,034	5,931	6,640	5,981	6,869	6,186						43,986	43,039
Small Business Administration.....	96	122	121	119	4,782	126	127						5,493	1,768
Social Security Administration:														
Federal Old-Age and Survivors Ins.														
Trust Fund (Off-Budget).....	47,250	47,175	72,020	23,241	47,810	47,898	48,292						333,686	313,683
Federal Disability Ins. Trust														
Fund (Off-Budget).....	10,343	10,104	15,678	5,103	10,231	10,384	10,761						72,603	67,180
Other .....	7,609	217	7,700	130	3,954	4,039	7,721						31,370	25,502
Independent Agencies:														
Fed. Deposit Ins. Corp:														
Deposit Insurance Fund.....	-48	1,334	-44,099	1,385	1,668	-301	3,481						-36,581	1,187
FSLIC Resolution Fund.....	2	-20	1	(**)	(**)	13	1						-1	166
Postal Service:														
Off-Budget:														
Public Enterprise Funds.....	1,522	58	-593	-197	-560	-856	587						-38	-1,637
Other .....	17	28	.....	.....	52	.....	86						184	109
Other .....	85	.....	27	.....	.....	.....	7						118	118
Tennessee Valley Authority .....	-54	39	275	15	-99	121	54						350	-620
Other Independent Agencies .....	2,073	1,996	544	-2,204	-106	1,815	1,379						5,497	42,477
Undistributed Offsetting Receipts:														
Employer Share, Employee Retirement.....	-20,351	-5,154	-5,104	-4,469	-5,128	-5,306	-5,414						-50,925	-45,948
Interest Received by Trust Funds.....	-3,202	-290	-86,585	-767	-936	-781	-3,045						-95,607	-88,919
Rents and Royalties on Outer														
Continental Shelf Lands.....	-165	-714	-362	30	162	-437	-539						-2,026	-2,439
Other .....	(**)	(**)	-66	.....	.....	-130	(**)						-197	-15,966
<b>Totals This Year:</b>														
<b>Total Outlays.....</b>	<b>311,657</b>	<b>253,851</b>	<b>310,328</b>	<b>247,874</b>	<b>328,429</b>	<b>218,745</b>	<b>327,962</b>						<b>1,998,847</b>	<b>.....</b>
(On-Budget).....	<b>258,632</b>	<b>197,776</b>	<b>282,891</b>	<b>227,489</b>	<b>272,297</b>	<b>162,696</b>	<b>276,132</b>						<b>1,677,911</b>	<b>.....</b>
(Off-Budget).....	<b>53,025</b>	<b>56,075</b>	<b>27,438</b>	<b>20,386</b>	<b>56,132</b>	<b>56,049</b>	<b>51,830</b>						<b>320,935</b>	<b>.....</b>
<b>Total-Surplus (+) or Deficit (-).....</b>	<b>-176,363</b>	<b>-120,287</b>	<b>-91,410</b>	<b>-42,634</b>	<b>-220,909</b>	<b>-65,387</b>	<b>-82,689</b>						<b>-799,679</b>	<b>.....</b>
(On-Budget).....	<b>-169,976</b>	<b>-114,489</b>	<b>-109,797</b>	<b>-85,441</b>	<b>-213,830</b>	<b>-59,531</b>	<b>-99,647</b>						<b>-852,711</b>	<b>.....</b>
(Off-Budget).....	<b>-6,387</b>	<b>-5,798</b>	<b>+18,387</b>	<b>+42,807</b>	<b>-7,079</b>	<b>-5,856</b>	<b>+16,958</b>						<b>+53,032</b>	<b>.....</b>
<b>Total Borrowing from the Public .....</b>	<b>-60,681</b>	<b>224,044</b>	<b>98,367</b>	<b>-51,924</b>	<b>176,731</b>	<b>352,933</b>	<b>143,469</b>						<b>882,939</b>	<b>1,123,600</b>
<b>Total Outlays Prior Year .....</b>	<b>320,360</b>	<b>269,970</b>	<b>289,540</b>	<b>289,548</b>	<b>281,171</b>	<b>320,514</b>	<b>287,113</b>						<b>.....</b>	<b>2,058,216</b>
(On-Budget).....	<b>272,903</b>	<b>219,467</b>	<b>296,047</b>	<b>241,783</b>	<b>226,535</b>	<b>266,430</b>	<b>237,808</b>						<b>.....</b>	<b>1,760,973</b>
(Off-Budget).....	<b>47,457</b>	<b>50,503</b>	<b>-6,507</b>	<b>47,765</b>	<b>54,635</b>	<b>54,084</b>	<b>49,305</b>						<b>.....</b>	<b>297,243</b>
<b>Total-Surplus (+) or Deficit (-) Prior Year .....</b>	<b>-155,531</b>	<b>-125,201</b>	<b>-51,754</b>	<b>-63,457</b>	<b>-193,859</b>	<b>-191,589</b>	<b>-20,907</b>						<b>.....</b>	<b>-802,298</b>
(On-Budget).....	<b>-154,923</b>	<b>-125,103</b>	<b>-105,033</b>	<b>-80,339</b>	<b>-192,418</b>	<b>-194,954</b>	<b>-41,985</b>						<b>.....</b>	<b>-894,755</b>
(Off-Budget).....	<b>-608</b>	<b>-98</b>	<b>+53,279</b>	<b>+16,882</b>	<b>-1,440</b>	<b>+3,365</b>	<b>+21,078</b>						<b>.....</b>	<b>+92,457</b>

... No Transactions

Note: Details may not add to totals due to rounding.

(\* \*) Less than \$500,000

**Table 8. Trust Fund Impact on Budget Results and Investment Holdings as of April 30, 2010**

Classification	[\$ millions]								
	This Month			Fiscal Year to Date			Securities Held as Investments Current Fiscal Year		
	Receipts	Outlays	Excess	Receipts	Outlays	Excess	Beginning of This Year	Close of This Month	Close of This Month
<b>Trust Receipts, Outlays, and Investments Held:</b>									
Airport and Airway .....	907	733	174	5,414	7,049	-1,635	7,829	6,145	6,391
Black Lung Disability.....	58	24	33	335	167	168	.....	.....	.....
Federal Disability Insurance.....	10,704	10,761	-57	62,030	72,603	-10,572	207,932	197,399	197,521
Federal Employees Life and Health.....	.....	-513	513	.....	-1,542	1,542	51,515	52,551	53,064
Federal Employees Retirement .....	2,517	6,006	-3,490	34,397	41,023	-6,626	770,411	767,271	763,778
Federal Hospital Insurance.....	27,083	25,984	1,100	131,240	147,214	-15,974	309,702	292,491	293,967
Federal Old-Age and Survivors Insurance.....	65,981	48,292	17,689	397,435	333,686	63,750	2,296,316	2,342,396	2,360,705
Federal Supplementary Medical Insurance.....	27,272	30,617	-3,345	164,255	161,869	2,387	61,764	67,638	63,770
Hazardous Substance Superfund.....	5	112	-107	1,397	376	1,021	3,312	4,349	4,336
Highways.....	22,526	2,428	20,099	37,351	20,316	17,035	11,484	7,991	28,254
Military Advances.....	2,392	2,034	357	15,147	13,476	1,671	.....	.....	.....
Military Retirement.....	4,390	4,231	159	82,357	29,481	52,876	240,807	290,720	291,040
Railroad Retirement.....	1,832	1,255	578	6,868	7,679	-811	2,311	2,583	2,908
Unemployment .....	8,748	12,677	-3,929	63,705	91,833	-28,128	19,628	13,794	13,199
Veterans Life Insurance.....	8	115	-107	304	677	-373	10,761	10,497	10,392
All Other Trust .....	408	405	3	3,660	3,018	642	19,979	20,483	20,418
<b>Total Trust Fund Receipts and Outlays and Investments Held from Table 6-D.....</b>	<b>174,829</b>	<b>145,159</b>	<b>29,670</b>	<b>1,005,896</b>	<b>928,923</b>	<b>76,973</b>	<b>4,013,752</b>	<b>4,076,306</b>	<b>4,109,743</b>
Less: Interfund Transactions.....	72,940	72,940	.....	473,613	473,613	.....	.....	.....	.....
Trust Fund Receipts and Outlays on the Basis of Tables 4 & 5.....	101,890	72,219	29,670	532,283	455,311	76,973	.....	.....	.....
<b>Total Federal Fund Receipts and Outlays.....</b>	<b>143,452</b>	<b>255,811</b>	<b>-112,359</b>	<b>667,322</b>	<b>1,543,973</b>	<b>-876,651</b>	.....	.....	.....
Less: Interfund Transactions.....	69	69	.....	437	437	.....	.....	.....	.....
Federal Fund Receipts and Outlays on the Basis of Table 4 & 5.....	143,383	255,742	-112,359	666,885	1,543,536	-876,651	.....	.....	.....
<b>Net Budget Receipts &amp; Outlays.....</b>	<b>245,272</b>	<b>327,962</b>	<b>-82,689</b>	<b>1,199,168</b>	<b>1,998,847</b>	<b>-799,679</b>	.....	.....	.....

Note: Interfund receipts and outlays are transactions between Federal funds and trust funds such as Federal payments and contributions, and interest and profits on investments in Federal securities. They have no net effect on overall budget receipts and outlays since the receipt side of such transactions is offset against budget outlays. In this table, Interfund receipts are shown as an adjustment to arrive at total receipts and outlays of trust funds respectively.

... No Transactions

Note: Details may not add to totals due to rounding.

**Table 9. Summary of Receipts by Source, and Outlays by Function of the U.S. Government, April 2010 and Other Periods**

Classification	[\$ millions]		
	This Month	Fiscal Year to Date	Comparable Period Prior Fiscal Year
<b>Net Receipts</b>			
Individual Income Taxes.....	107,310	500,815	566,369
Corporation Income Taxes.....	23,118	77,087	70,781
<b>Social Insurance and Retirement Receipts:</b>			
Employment and General Retirement.....	88,798	484,643	508,833
Unemployment Insurance.....	8,435	19,215	17,117
Other Retirement.....	383	2,429	2,401
Excise Taxes.....	6,321	35,909	34,343
Estate and Gift Taxes.....	3,250	12,594	16,082
Customs Duties.....	2,117	13,750	14,063
Miscellaneous Receipts.....	5,541	52,725	25,929
<b>Total.....</b>	<b>245,272</b>	<b>1,199,168</b>	<b>1,255,918</b>
<b>Net Outlays</b>			
National Defense.....	63,478	413,460	383,421
International Affairs.....	2,492	25,251	21,663
General Science, Space, and Technology.....	2,882	17,393	16,375
Energy.....	1,174	5,089	197
Natural Resources and Environment.....	2,984	22,294	18,189
Agriculture.....	1,259	20,037	21,647
Commerce and Housing Credit.....	4,492	-119,891	202,331
Transportation.....	6,652	48,954	43,989
Community and Regional Development.....	1,770	14,126	18,552
Education, Training, Employment and Social Services.....	10,928	81,158	53,529
Health.....	31,592	213,004	189,448
Medicare.....	51,414	269,893	243,177
Income Security.....	56,718	402,141	321,120
Social Security.....	59,051	406,478	380,817
Veterans Benefits and Services.....	13,878	67,699	54,192
Administration of Justice.....	4,423	31,936	30,027
General Government.....	1,332	9,846	9,765
Net Interest.....	17,395	123,128	114,130
Undistributed Offsetting Receipts.....	-5,953	-53,147	-64,352
<b>Total.....</b>	<b>327,962</b>	<b>1,998,847</b>	<b>2,058,216</b>

Note: Details may not add to totals due to rounding.

# Explanatory Notes

## 1. Flow of Data into Monthly Treasury Statement

The *Monthly Treasury Statement (MTS)* is assembled from data in the central accounting system. The major sources of data include monthly accounting reports by Federal entities and disbursing officers, and daily reports from the Federal Reserve banks. These reports detail accounting transactions affecting receipts and outlays of the Federal Government and off-budget Federal entities, and their related effect on the assets and liabilities of the U.S. Government. Information is presented in the *MTS* on a modified cash basis.

## 2. Notes on Receipts

Receipts included in the report are classified into the following major categories: (1) budget receipts and (2) offsetting collections (also called applicable receipts). Budget receipts are collections from the public that result from the exercise of the Government's sovereign or governmental powers, excluding receipts offset against outlays. These collections, also called governmental receipts, consist mainly of tax receipts (including social insurance taxes), receipts from court fines, certain licenses, and deposits of earnings by the Federal Reserve System. Refunds of receipts are treated as deductions from gross receipts.

Offsetting collections are from other Government accounts or the public that are of a business-type or market-oriented nature. They are classified into two major categories: (1) offsetting collections credited to appropriations or fund accounts, and (2) offsetting receipts (i.e., amounts deposited in receipt accounts). Collections credited to appropriation or fund accounts normally can be used without appropriation action by Congress. These occur in two instances: (1) when authorized by law, amounts collected for materials or services are treated as reimbursements to appropriations and (2) in the three types of revolving funds (public enterprise, intra governmental, and trust); collections are netted against spending, and outlays are reported as the net amount.

Offsetting receipts in receipt accounts cannot be used without being appropriated. They are subdivided into two categories: (1) proprietary receipts - these collections are from the public and they are offset against outlays by agency and by function, and (2) intra governmental funds - these are payments into receipt accounts from Governmental appropriation or fund accounts. The transactions may be intrabudgetary when the payment and receipt both occur within the budget or from receipts from off-budget Federal entities in those cases where payment is made by a Federal entity whose budget authority and outlays are excluded from the budget totals.

Intrabudgetary transactions are subdivided into three categories: (1) interfund transactions, where the payments are from one fund group (either Federal funds or trust funds) to a receipt account in the other fund group; (2) Federal intrafund transactions, where the payments and receipts both occur within the Federal fund group; and (3) trust intrafund transactions, where the payments and receipts both occur within the trust fund group.

Offsetting receipts are generally deducted from budget authority and outlays by function, by subfunction, or by agency. There are four types of receipts, however, that are deducted from budget totals as undistributed offsetting receipts. They are: (1) agencies' payments (including payments by off-budget Federal entities) as employers into employees retirement funds, (2) interest received by trust funds, (3) rents and royalties on the Outer Continental Shelf lands, and (4) other interest (i.e., interest collected on Outer Continental Shelf money in deposit funds when such money is transferred into the budget).

## 3. Notes on Outlays

Outlays are generally accounted for on the basis of checks issued, electronic funds transferred, or cash payments made. Certain outlays do not require issuance of cash or checks. An example is charges made against appropriations for that part of employees' salaries withheld for taxes or savings bond allotments - these are counted as payments to the employee and credits for whatever purpose the money was withheld. Outlays are stated net of offsetting collections (including receipts of revolving and management funds) and of refunds. Interest on the public debt (public issues) is recognized on the accrual basis. Federal credit programs subject to the Federal Credit Reform Act of 1990 use the cash

basis of accounting and are divided into two components. The portion of the credit activities that involve a cost to the Government (mainly subsidies) is included within the budget program accounts. The remaining portion of the credit activities are in non-budget financing accounts. Outlays of off-budget Federal entities are excluded by law from budget totals. However, they are shown separately and combined with the on-budget outlays to display total Federal outlays.

## 4. Processing

The data on payments and collections are reported by account symbol into the central accounting system. In turn, the data are extracted from this system for use in the preparation of the *MTS*.

There are two major checks which are conducted to assure consistency of the data reported:

1. Verification of payment data. The monthly payment activity reported by Federal entities on the Statements of Transactions is compared to the payment activity of Federal entities as reported by disbursing officers.
2. Verification of collection data. Reported collections appearing on Statements of Transactions are compared to deposits as reported by Federal Reserve Banks.

## 5. Other Sources of Information About Federal Government Financial Activities

- *A Glossary of Terms Used in the Federal Budget Process, 2005* (Available from the U.S. Government Accountability Office, at <http://www.gao.gov/new.items/do5734sp.pdf>/September, or by calling 202-512-6000. This glossary provides a basic reference document of standardized definitions of terms used by the Federal Government in the budget making process.
- *Daily Treasury Statement* (Available on the internet at <http://www.fms.treas.gov/dts/>). The *Daily Treasury Statement* is published each working day of the Federal Government and provides data on the cash and debt operations of the Treasury.
- *Monthly Statement of the Public Debt of the United States* (Available on the internet at <http://www.treasurydirect.gov/govt/reports/pd/mspd/nspd.htm>). This publication provides detailed information concerning the public debt.
- *Treasury Bulletin* (Available from GPO, Washington, D.C. 20401 on a subscription or single copy and on the internet at <http://fms.treas.gov/bulletin/index.html>). Quarterly, contains a mix of narrative, tables, and charts on Treasury issues, Federal financial operations, international statistics, and special reports.
- *Budget of the United States Government, Fiscal Year 20\_\_* (Available from GPO, Washington, D.C. 20401 on a subscription basis only and on the internet at <http://www.access.gpo.gov/usbudget>). This publication is a single volume which provides budget information and contains:
  - Appendix, *The Budget of the United States Government, FY 20\_\_*
  - *The United States Budget in Brief, FY 20\_\_*
  - *Analytical Perspectives*
  - *Historical Tables*
- *Combined Statement of Receipts, Outlays, and Balances of the United States Government* (Available from Financial Management Services, U.S. Department of Treasury, Washington, D.C. 20227 and on the internet at <http://fms.treas.gov/annualreport/index.html>). This report includes budgetary results at the summary level and presents individual receipt and appropriation accounts at the detail level.

**Scheduled Release**

**The release date for the May 2010 Statement  
will be 2:00 p.m. EST June 10, 2010.**

The Monthly Treasury Statement is available on the Department of Commerce's Economic Bulletin Board.  
For information call (202) 482-1986.

Internet service subscribers can access the current issue of the Monthly Treasury Statement through the  
Financial Management Service's website:

<http://www.fms.treas.gov/mts/index.html>