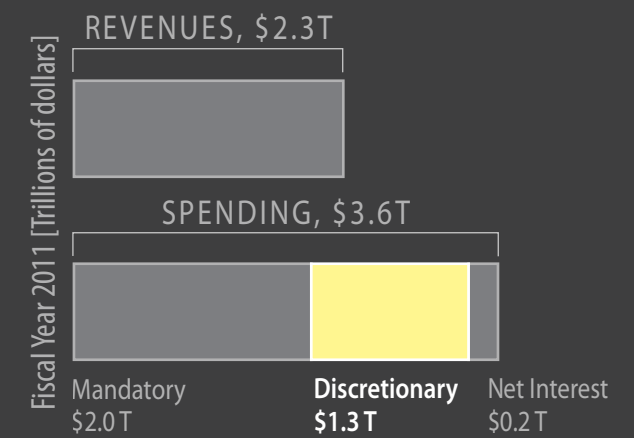


the
U.S.
FEDERAL
BUDGET



A Closer Look at Discretionary Spending

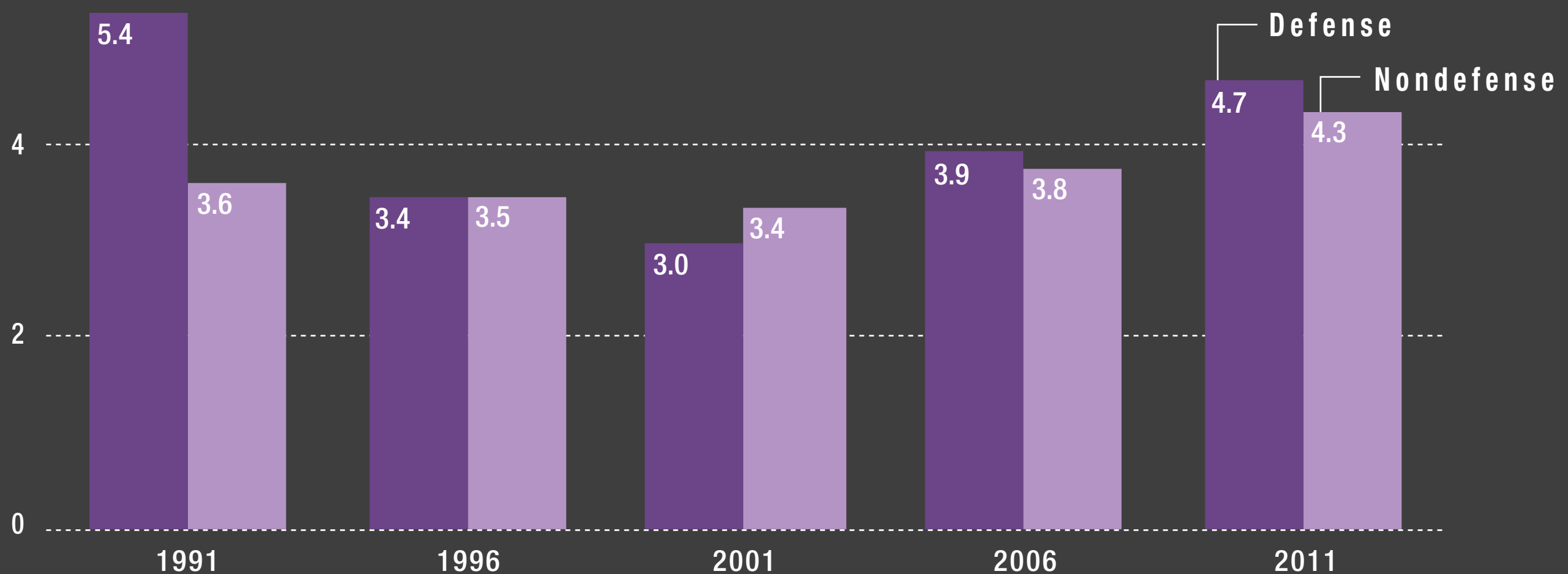
Spending that lawmakers control through annual appropriation acts

Discretionary Spending at a Glance



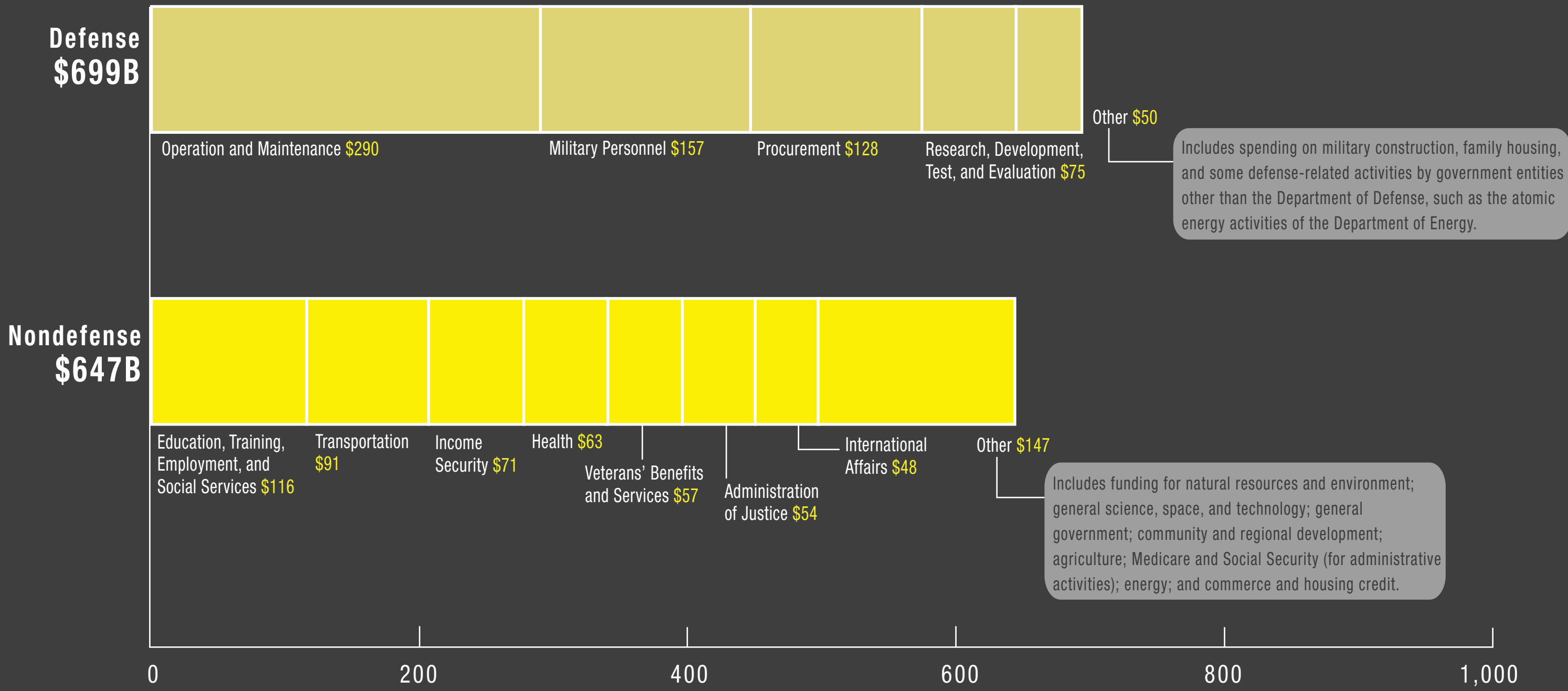
TRENDS in Discretionary Spending

Percentage of gross domestic product



[BREAKDOWN of Discretionary Spending in 2011]

Billions of dollars



Includes spending on military construction, family housing, and some defense-related activities by government entities other than the Department of Defense, such as the atomic energy activities of the Department of Energy.

Includes funding for natural resources and environment; general science, space, and technology; general government; community and regional development; agriculture; Medicare and Social Security (for administrative activities); energy; and commerce and housing credit.

Prepared by: Jonathan Schwabish and Courtney Griffith

Contact: Projections Unit, Budget Analysis Division

Source: Congressional Budget Office, April 2012

For more details, see CBO's *Budget and Economic Outlook*, January 2012: <http://go.usa.gov/nPi> and CBO's *Updated Budget Projections*, March 2012: <http://go.usa.gov/mqN>



All data are for federal fiscal years, which run from October 1 to September 30.

Numbers may not add up to totals because of rounding. Net Interest not included.