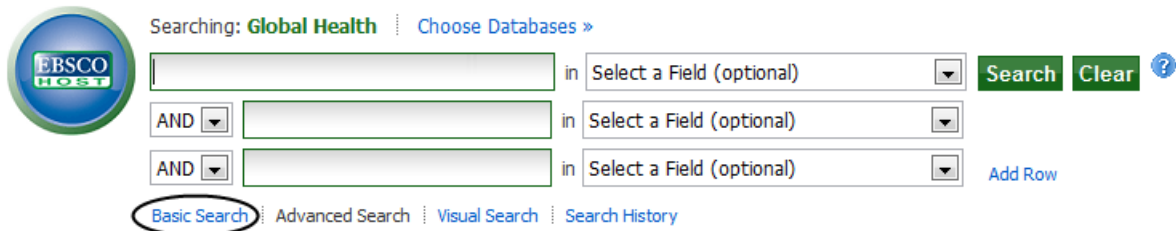


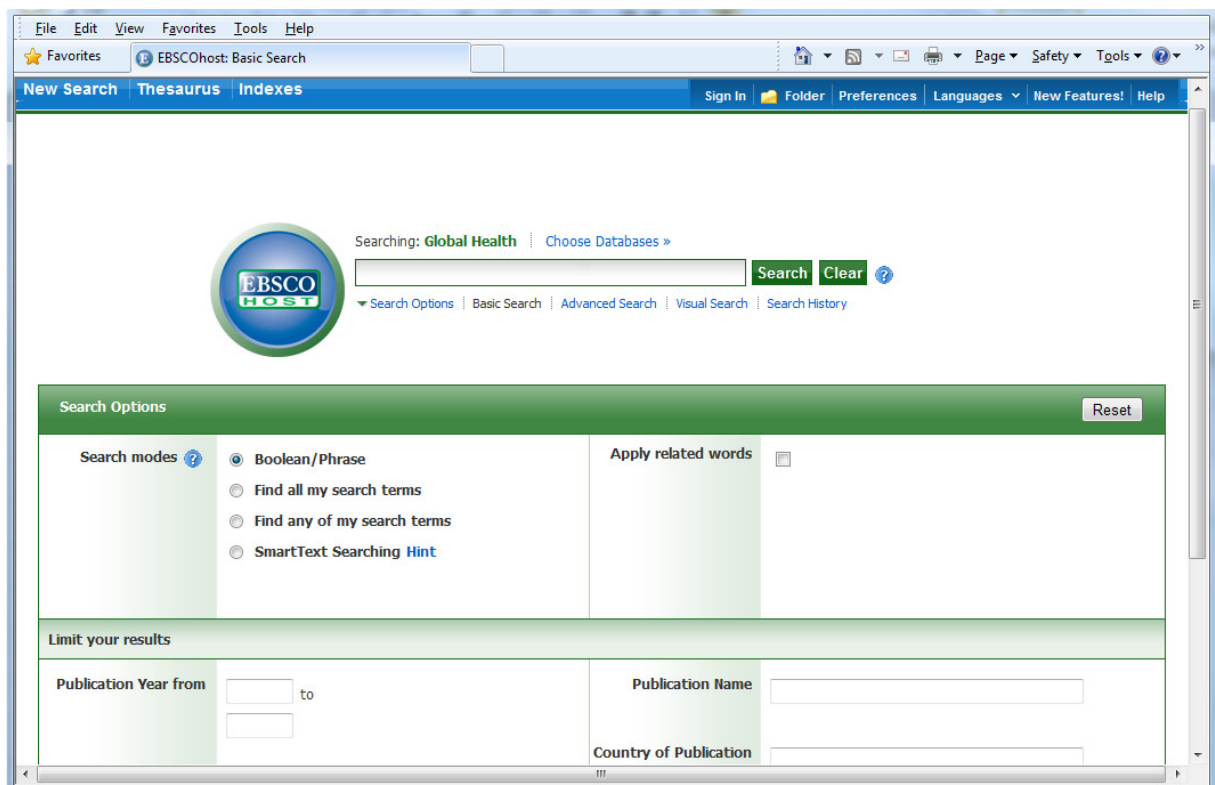
Advanced Searching of Global Health with EBSCOHOST

With the new EBSCOHOST interface, you have three search modes; Basic Search, Advanced Search and Visual Search. In this tutorial, we will be looking at the Basic and Advanced modes. By default, EBSCOHOST may open in Advanced Search mode. To go to Basic Search mode, simply click **Basic Search** link, shown below.



The screenshot shows the EBSCOHOST search interface. At the top left is the EBSCOHOST logo. To its right, it says "Searching: Global Health" and "Choose Databases >". Below this is a search bar with a dropdown menu set to "Select a Field (optional)". To the right of the search bar are "Search" and "Clear" buttons. Below the search bar are two rows of "AND" dropdown menus, each followed by a search box and a "Select a Field (optional)" dropdown menu. To the right of the second row is an "Add Row" link. At the bottom, there are navigation links: "Basic Search" (circled in red), "Advanced Search", "Visual Search", and "Search History".

This will display the following, Basic Search screen:



The screenshot shows the EBSCOHOST Basic Search screen. At the top, there is a browser window with the address bar showing "EBSCOhost: Basic Search". The page has a blue header with "New Search", "Thesaurus", and "Indexes" links. To the right of the header are "Sign In", "Folder", "Preferences", "Languages", and "New Features! Help" links. Below the header is the EBSCOHOST logo and the text "Searching: Global Health" and "Choose Databases >". There is a search bar with "Search" and "Clear" buttons. Below the search bar are navigation links: "Search Options", "Basic Search", "Advanced Search", "Visual Search", and "Search History". The main content area is titled "Search Options" and has a "Reset" button. It contains a "Search modes" section with four radio buttons: "Boolean/Phrase" (selected), "Find all my search terms", "Find any of my search terms", and "SmartText Searching Hint". There is also an "Apply related words" checkbox. Below this is a "Limit your results" section with fields for "Publication Year from" (with a "to" field), "Publication Name", and "Country of Publication".

Basic Searching:

The Basic Search screen provides a single search box, at the top, into which you enter your search words and phrases. In the **Search Options** box, there are four **Search modes** to choose from. The default mode is **Boolean/Phrase**, which allows for the more “traditional” searching using the Boolean Operators **AND**, **OR**

and **NOT**, to combine multiple search terms into a complex search statement such as **(heart OR lung) AND disease AND europe**. This mode also allows for “exact phrase” searching, which means that, when you search for a phrase, like **heart disease**, the system will search for records where the two words **heart** and **disease** appear together, as a phrase, and not simply records where the two words appear separately. This mode gives you the best control of your search results.

The mode **Find all my search terms** uses “implied AND” logic, which means that all the individual words that you search for will be combined together with the Boolean Operator AND. In this mode, you can simply type in a string of words like **heart disease europe**, and the system will automatically search for **heart AND disease AND europe**. In this mode you can't search for exact phrases.

The mode **Find any of my terms** uses “implied OR” logic, which means that all the individual words will be combined with the Boolean Operator OR. If you search for **infections diseases disorders**, for example, the system will search for **infections OR diseases OR disorders**.

The **Smart Text Searching** mode, allows for “Natural Language” searching, so you can search whole sentences, paragraphs or even pages of text. The system will pick out the main keywords, and combine these with the AND operator. All non-important words will be ignored.

Truncation and Masking:

In some searches, you may wish to search for singulars or plurals (e.g. **child** or **children** or **childhood**), or you may wish to search for several words with the same beginning (e.g. **nutrient**, **nutrients**, **nutrition**, **nutritional**, etc.). You could search for each word, combined with the OR operator, or you could use the Truncation symbol, the asterisk (*). To use truncation, simply type the beginning of the word, or “word stem”, followed by an asterisk:

E.g.

child*
nutri*

The system will search for any word starting with that word stem.

The “Wildcard” symbol (?) can be used to “mask” for single characters in a word. This can be particularly useful when searching for words with different spellings such as **sterilise**, with a Z, or **sterilize**, with an S. The wildcard symbol can be used in place of the S or Z, and will search for any letter.

E.g.

sterili?e
wom*n?

Each ? is replaced by a letter. In the second example, above, we have used the wildcard and the truncation symbol together. This searches for **woman**, **womans**, **women**, **womens**, etc. The wildcard searches for no character or one character, so it can also be used, for example, to search for **color** or **colour**.

E.g.

colo?r

Search Limits:

In addition to the three search modes, you can also “Limit” your search in a variety of ways. The Limit options are offered at the bottom of the search page, and are as follows:

- Linked Full Text:** This will limit your search to database records that have links to Full Text articles.
- Publication Name:** Here you enter the title of a Journal, such as **Journal of Applied Physiology**. Partial names, like **Journal of Applied**, will be automatically truncated, but partial words do require the truncation symbol. E.g. **Journal of App***.
- Language:** This option allows you to limit your search to original articles that were published in a particular language. Simply enter the name of the language in full. E.g., French, German, Italian, English, etc. Multiple languages can be entered, separated by the OR operator. E.g. **english OR french**.
- Publication Year From:** This option allows you limit your search to the date of publication of the original article. A year range can be entered.
- Country of Publication:** Here you can limit your search to records from original articles published in a particular country. You can only enter the name of one country. Boolean Operators do not work here.

Advanced Searching:

The Basic Search mode is fine for simple searches, where you want to retrieve the maximum number of records. However, for more complex searches, or searches requiring a higher level of relevance, it is probably best to use some of the more advanced features offered by **Advanced Search** mode. If you are in Basic Search mode, the Advanced Search screen is accessed by clicking on the “Advanced Search” link, just below the search. Clicking this link will display the following, Advanced Search page.

The screenshot displays the EBSCOHOST Advanced Search interface. At the top, there are navigation links for 'New Search', 'Thesaurus', and 'Indexes'. A search bar contains the text 'Global Health' and a 'Search' button. Below the search bar are three rows of search criteria, each with a dropdown menu for 'Select a Field (optional)'. The 'Search Options' section includes radio buttons for 'Boolean/Phrase', 'Find all my search terms', 'Find any of my search terms', and 'SmartText Searching Hint'. There is also a checkbox for 'Apply related words'. The 'Limit your results' section includes checkboxes for 'Linked Full Text', input fields for 'Publication Year from' and 'to', input fields for 'Publication Name' and 'Author', and dropdown menus for 'Publication Type' (with options: All, Journal Article, Annual Report) and 'Broad Category' (with options: All, Animal Sciences, Plant Sciences). A 'Reset' button is located in the top right corner of the 'Search Options' section.

In the most simple of searches, single keywords or phrases are searched in what is referred to as the “Free Text Index” or “Basic Index”. This is the index that is searched when no field tag is selected from the drop-down list to the right of the search box. This is the index that we were searching in Basic Search mode.

In a typical Global Health database record, there may be twenty or more separate data fields. On the EBSCOHOST version, the Free-Text index includes the following, major data fields, shown on the next page:

Global Health Data Fields:

● Original Item Title	OT	
● Authors/Editors	AU	
● English Item Title	TI	
● Abstract	AB	
● Descriptors	DU	} The CABI Indexing fields
● Organism Descriptors	OG	
● Geographic Location	GL	
● Identifiers	ID	
● Broader Terms	BT	

Use of the Free-Text index will retrieve the maximum number of records. However, because it includes fields like the Title and Abstract, it is also likely to produce the highest number of irrelevant records, simply because the search terms that have been used appear in the record without any specific meaning. As an example, you may be searching for important papers about heart disease but, by searching for **heart** and **disease**, in the Free-Text index, you may get papers about liver disease, where the word heart is found in the abstract where it is mentioned in passing, or in a different context. In order to improve the quality of your search (its relevance) it is often better to restrict your search to a specific data field like the Title field or the Descriptors field. This is known as Field Searching.

Field Searching:

All the fields that appear in the Free-Text index, shown above, are individually searchable. This is very useful for refining your search.

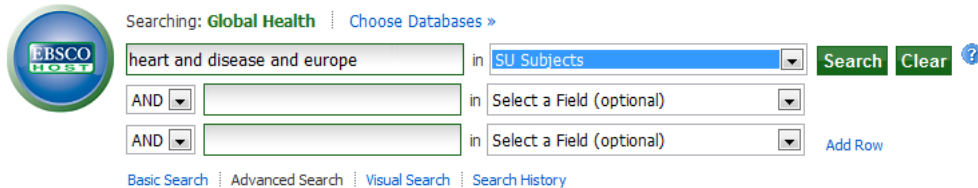
Field searching in **Advanced Search** mode can be done in two ways.

1. On the search screen, to the right of each search box, is a drop down list of search indexes. All the search indexes are included. The list includes:

TX All Text:	Searches all the text fields in a Global Health record.
AU Author and Editor:	Searches the Author and Editor name fields.
TI Title:	Searches the English and the Original Language title fields.
SU Subjects:	Searches the five CABI Indexing fields. This option increases the relevance of the search but reduces the total number of records retrieved. It's the difference between searching for the <u>most important</u> records and <u>all</u> records.
SO Source:	Searches the title of the publication in which the original article was published.
AB Abstract:	Searches all the words in the Abstract of the database record.
IS ISSN:	Searches the ISSN field.

To use this method of field restriction, simply type your search term or terms in to the search box, and select the appropriate search index from the drop down list.

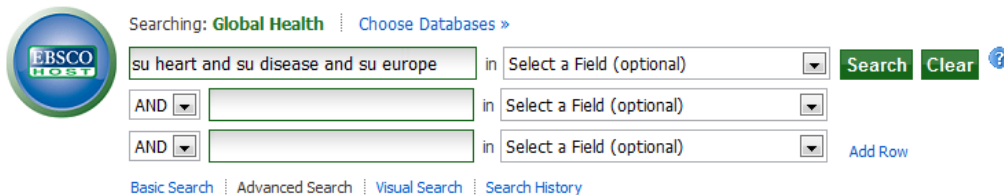
E.g.



The screenshot shows the EBSCO Global Health search interface. The search box contains the text "heart and disease and europe". To the right of the search box is a dropdown menu with "SU Subjects" selected. Below the search box are two rows of "AND" connectors followed by empty search boxes and dropdown menus set to "Select a Field (optional)". The interface includes "Search" and "Clear" buttons, a "Basic Search" link, and a "Search History" link.

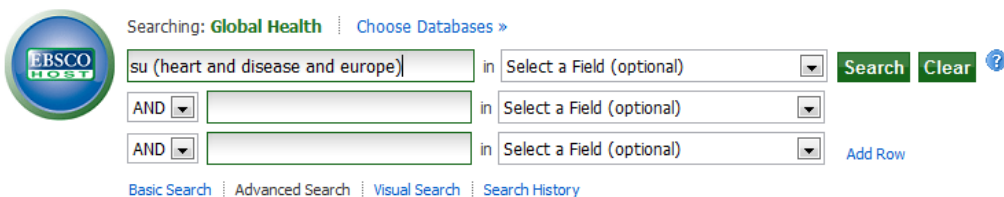
2. The second way of searching in a specific field is to include the field tag, for the field that you want to search, in the search box as you type in your search terms. A list of field tags can be found at Appendix 1.

E.g.



The screenshot shows the EBSCO Global Health search interface. The search box contains the text "su heart and su disease and su europe". The dropdown menu to the right is set to "Select a Field (optional)". Below the search box are two rows of "AND" connectors followed by empty search boxes and dropdown menus set to "Select a Field (optional)". The interface includes "Search" and "Clear" buttons, a "Basic Search" link, and a "Search History" link.

or



The screenshot shows the EBSCO Global Health search interface. The search box contains the text "su (heart and disease and europe)". The dropdown menu to the right is set to "Select a Field (optional)". Below the search box are two rows of "AND" connectors followed by empty search boxes and dropdown menus set to "Select a Field (optional)". The interface includes "Search" and "Clear" buttons, a "Basic Search" link, and a "Search History" link.

Note that, in both the above options, the drop down menu must be set to **"Select a Field (optional)"**.

Field Searching, the detail:

Title Fields:

All Global Health records have an English Item title (TI). This is the English version of the title of the article that has been abstracted. Most of the original articles will be written in English, so the TI is usually the title of the original article. If the original article is written in a non-English language, the TI field will contain an English translation of the original title. Also, for non-English articles that are written in a "Roman" script, an original language title will be provided as the OT (Original Title) field. For example, you may see a French article with a French OT and an English translation of this title in the TI field. Titles are particularly

useful when searching for a paper when all or part of the title is known and you are only looking for the additional bibliographic data and the abstract. On EBSCOHOST, the TI field tag searches both the English Title field (TI) and the Original Title field (OT) together. The OT field tag searches just the Original Language title field. Both the TI and OT search fields are word searchable which means that single words can be searched and multi-word phrases, like **infant feeding**, will be searched as phrases, where the two words appear together.

E.g.

**ti diagnosis OR ti treatment OR ti therapy
ti (infant feeding AND supplements)**

Author and Editor Fields:

There are two types of Author; individuals, who are often referred to as personal authors, and organizations, like the World Health Organization, who would be referred to as Corporate Authors. Personal Authors are searched using the AU field tag.

a. Personal Authors (AU):

The AU field (Personal Authors) actually includes data from three separate fields. When CABI creates a record for a paper written by a personal author or authors, the policy is to include all the names of all the authors. When adding authors' names to a record, they are added as Family Name, First Initial. Second Initial.

E.g.

Smith, T. A.

These are entered into the Author Field. Many authors' names fit this format, but many do not. So, for names that do not fit this standard pattern, CABI will often include variations of an author's name in another field called Author Variants (AV). A third type of author entry, included in a small number of records, is the Additional Author (AD); an author that may have been mentioned only in the Abstract or the main body of the original article. When searching Global Health, with EBSCOHOST, all the personal authors and any variations of their names, are placed in the Author search field (AU) for searching. So, when searching the AU field, you are actually searching three author fields (AU, AV and AD).

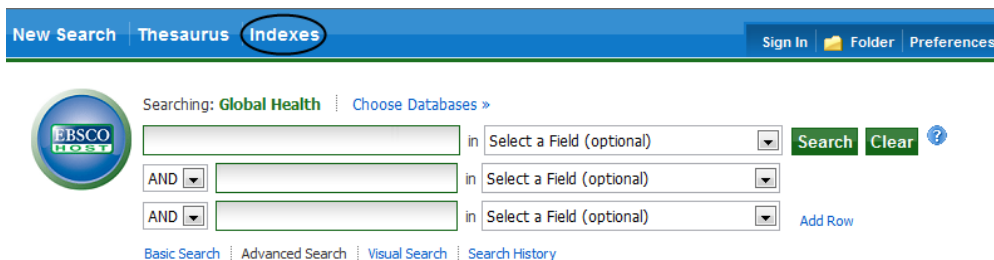
Where a paper has an Editor or Editors, the Editor's name(s) will also be added to the record using the same rules as applied to the Author field. The Editor names are included in the AU search index so, when searching in the AU field, you are searching all the personal authors' and editors' names. If required, the Editor name field can be searched separately, using the field tag ED.

When searching in either the AU or the ED fields, you can search just the family name or the complete name. Truncation can also be used, if you don't know the complete name. Names can be searched with and without punctuation, although spaces are required.

E.g.

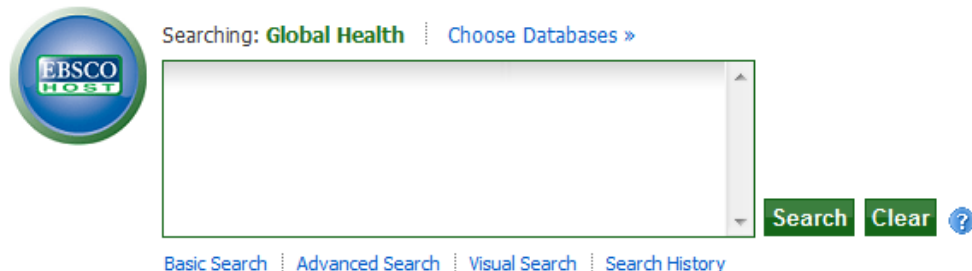
au smith, t. a.
au brown
au wright s*

An alternative way to search would be to use the Author Index Browse option. To Browse a search index, click on the "Indexes" menu, above the search box, and choose a database.



The screenshot shows the top navigation bar with 'New Search', 'Thesaurus', and 'Indexes' (circled). Below the navigation bar, the search interface includes the EBSCOhost logo, a search box, and a dropdown menu for 'Select a Field (optional)'. The 'Search' and 'Clear' buttons are visible. The 'Basic Search' link is highlighted in the bottom navigation bar.

If you are searching both Global Health and Global Health Archive, it doesn't matter which one you choose. You should now see the following screen:



The screenshot shows the search results area, which is currently empty. The 'Search' and 'Clear' buttons are visible. The 'Basic Search' link is highlighted in the bottom navigation bar.



The screenshot shows the 'Indexes' page. The 'Browse an Index:' dropdown menu is circled, and the 'Browse' button is visible. The 'Browse for:' text box is also visible.

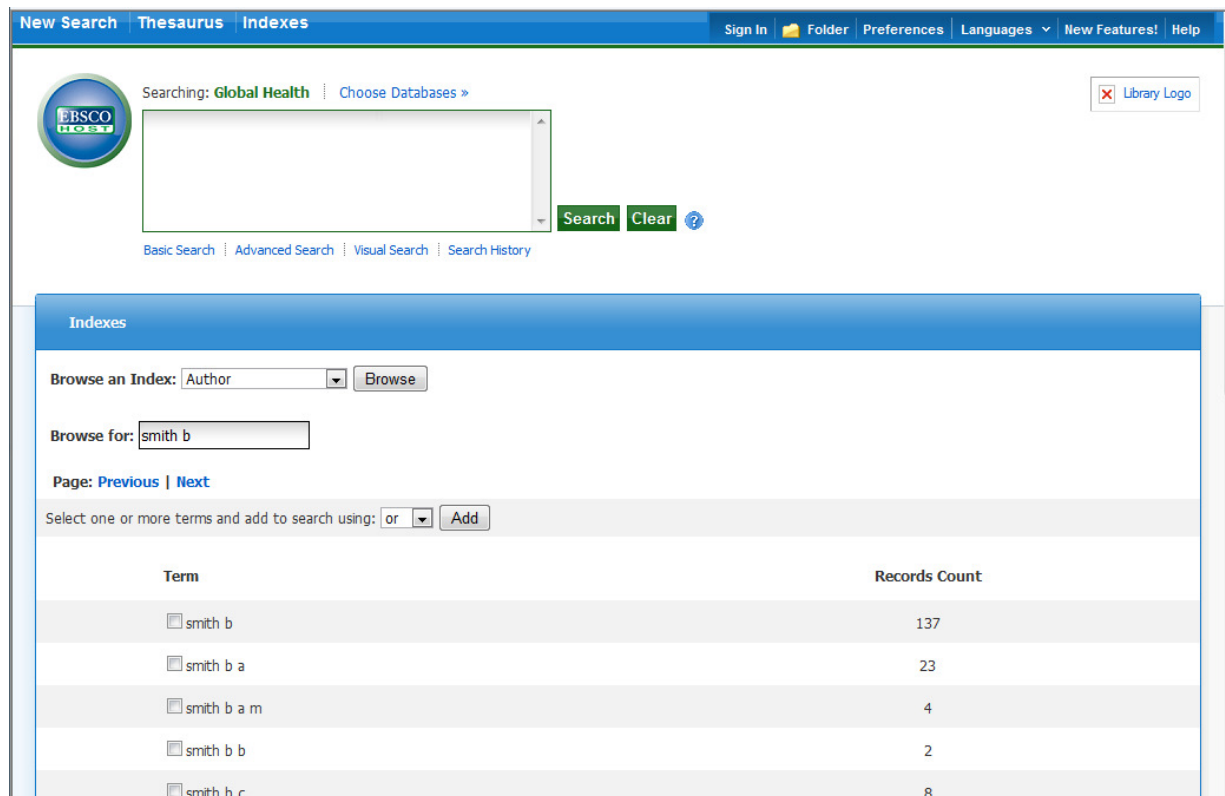
From the "Browse an Index" drop-down menu, choose "Author", and type in your author name. You can browse for just the family name or the family name and initials.

Important Note: When entering the name, remember to use spaces between the initials. Do not use any punctuation.

E.g.

smith a j
brown b r

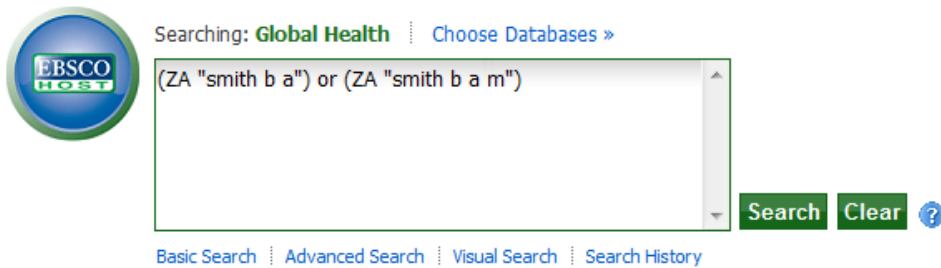
Once you have entered the name, click the **Browse** button. You will then be presented with a list of Author names as in the following screenshot.



The screenshot shows the EBSCOhost search interface. At the top, there are navigation tabs for 'New Search', 'Thesaurus', and 'Indexes'. The search box contains the text 'Global Health' and a 'Choose Databases >' link. Below the search box are 'Search' and 'Clear' buttons. The 'Indexes' section is active, showing a 'Browse an Index:' dropdown set to 'Author' and a 'Browse' button. The 'Browse for:' field contains 'smith b'. Below this, there are 'Page: Previous | Next' links and a section for adding terms to the search using an 'or' operator and an 'Add' button. A table lists the following terms and their record counts:

Term	Records Count
<input type="checkbox"/> smith b	137
<input type="checkbox"/> smith b a	23
<input type="checkbox"/> smith b a m	4
<input type="checkbox"/> smith b b	2
<input type="checkbox"/> smith b c	8

You can page through the list using the **Previous** and **Next** buttons to look for the author names for which you wish to search. As shown above, check the boxes next to any names that you wish to search for and, when ready, click the **Add** button to add the names to the search box. The default option is to combine the names with the **OR** operator, but this can be changed to **AND** or **NOT**, if required. Once the names have been **Added** to the search box, as shown below, simply click the **Search** button, to execute the search.



The system will search for the name or names, and display a set of related records.

b.

Corporate Authors:

The names of organizations, that publish papers, are entered into the Corporate Author field (**CA**). This is searched using the CA field tag:

**ca world health organi?ation
ca who**

Because it is not possible to apply strict rules for adding Corporate Authors to a record, it is often necessary to search for several variations, as in the above example. For older organizations, changes of name should also be taken in to account. This search could have been done as a multi-term search using the **OR** operator.

ca (world health organi?ation OR who)

If you are searching for a lot of terms, this use of brackets is a handy tip that can save time. Note the use of the “Wild Card” character (?).

Index Terms or “Descriptors”:

If you are looking only for important papers on a particular subject, where you want a high level of relevance, you should restrict your search to one or more of the CABI indexing or descriptors fields. Every record on the database is indexed with terms that describe all the important concepts within the paper. The index terms maybe added to one of five different indexing fields. The indexing fields that CABI use are:

Organism Descriptors (OD)

Geographic Location (GL)

Descriptors (DU)

Broader Terms (BT)

Identifiers (ID)

NOTE: The individual field tags can be used to search these indexing fields. However, the DE field tag searches a combination of terms from DE, OD, GL and BT and is Phrase indexed. See **“An Important Note on Searching the CABI Indexing Fields”** below.

All the terms appearing in the Organism Descriptors, Geographic Locations, Descriptors and Broad Terms fields are controlled by the CAB Thesaurus, CABI's controlled indexing authority. The advantage of having a controlled vocabulary is that users need only use one term to search for a concept, rather than using lots of terms. The **Organism Descriptors** field is used for animal and plant names, the **Geographic Location** field is used for country, and other geographic terms, and the **Descriptors** field is used for all the "other" terms that are neither animal, plant nor geographic. The entries in these three fields are added to the records manually, by the CABI Indexers, at the concept-specific level. General concepts are given general indexing terms, like **Europe**, while more specific concepts get more specific indexing terms, like **France**, for example.

Because Global Health is a scientific database, it is very important to remember that most animal and plant concepts will be indexed with their scientific names. All animals, except for commonly managed livestock like Cattle, Sheep, Goats, etc., are indexed with their scientific names in the OD field. For example, if you want to search for papers about Mosquitoes, you would need to search for the scientific name **Culicidae**, rather than Mosquitoes. However, plants are indexed with both their scientific and their common names, so the searching of plants is often easier.

In general, index terms are added specifically to a concept within a paper. If a paper is a general paper about Europe, for example, it will be indexed with the Geographic Location term **Europe** but, if the paper is about a specific European country, it will be indexed with the country name and not the word Europe. In the past, this policy has made searching for broad concepts like "Europe" very difficult because, in order to find every record, the user needed to search not only for Europe, but they had to include all the specific country names as well. This is clearly a difficult if not impossible task. The problem was solved, several years ago, when CABI began using the CAB Thesaurus to add additional index terms, automatically, to a new field called the **Broader Terms** field. Because the CAB Thesaurus is hierarchically structured, all the terms are included in a hierarchy, with all their broader terms above them, and all their narrower terms below them. Since 1984, the electronic CAB Thesaurus has been included in the database production system, and has been used to automatically add broader terms, from the CAB Thesaurus, to the Broader Terms field. This is only done for animal names, plant names and geographic terms, i.e. all the terms that appear in the **Organism Descriptors** field and the **Geographic Locations** field. If we take our example of Europe, what this means is that, every time a European country name appears in the **Geographic Locations** field, the broader term **Europe** is automatically added to the Broader Terms (BT) field. This means that a user can search for the term **Europe** in the BT field...

bt europe

... and the system will retrieve all the records that have been indexed with individual country names. Note, if you use the BT search tag, rather than the SU

field tag, you will only get the more specific papers that have been indexed with the “Narrower Terms” below the term for which you have searched. The Broad Terms are added automatically, to the BT field. Whenever a plant, animal or geographic term is manually added to a record, in the OD or GL fields, the next term above, in the Thesaurus, is added to the BT field. If, for example, a paper is indexed with the term **France**, in the GL field, the next level Broader Term, which would be **Western Europe**, would be added to the BT field along with all the other, higher levels of Broader Terms, including the word **Europe**. So, all papers indexed with the word **France** would be retrieved when searching for **BT Europe**. However, a paper about **Europe** would be indexed with **Europe**, in the GL field, so **Europe** would not appear in the BT field. This means that searching for **BT Europe**, on its own, would not retrieve the “general” papers about Europe, which would have been indexed with Europe in the GL field. To overcome this problem, and search for both specific and general papers, the search terms must be searched in both the BT field and either the GL or OD field, as appropriate.

Search examples:

od culicidae
bt europe OR gl europe
gl (france OR germany OR spain)
od diet AND du malnutrition AND gl south east asia

In a complex search, with lots of terms that may appear in different index fields, as in the last example above, the EBSCOHOST software offers an extra field tag, **SU** (Subject Terms), which combines the DE, OD, GL, BT and ID fields, and searches them all at once. This can make life a little easier, as you don't have to remember which tag is used for which field. It can also reduce the amount of typing if you use brackets, as in the following example:

E.g.

su (diet AND malnutrition AND south east asia)

The last indexing field, not yet described, is the Identifier field (**ID**). This field is used for non-controlled index terms; terms that do not appear in the CAB Thesaurus. This field is important for papers that discuss new concepts that, currently, do not have their own Thesaurus term. This would include new chemicals, new species, etc. The record has to be indexed with an appropriate term but, because it is not in the Thesaurus, this term can not be added to the DE, OD or GL fields. It would be rejected. Instead, it is added to the Identifier field where it can be searched using the **ID** tag.

E.g.

id rifamycin amp

Clearly, if you are not sure whether a term is an ID or a Thesaurus term, you need to search both fields. As the ID tag is also included in the SU index, this is

most simply done by searching the SU index, as in the following example:

E.g.

su severe infections

An Important Note on Searching the CABI Indexing Fields:

The CABI indexing fields may contain single words or multi-word phrases, such as **“Multiple Drug Resistance”**. EBSCOHOST creates a number of separately searchable, alphabetical search indexes to allow users to restrict their searches to one or a combination of these CABI indexing fields, as discussed earlier. It is very important to know which index field to search. Also, when the actual search indexes are created, by EBSCOHOST, they can be built in one of two ways; “Phrase” indexed or “Word” indexed. Phrase indexing means that all the multi-word indexing terms are indexed as complete phrases so, when searching for a concept such as **“Multiple Drug Resistance”** you need to search for the exact phrase. If you simply search for the word **“Drug”** or the phrase **“Drug Resistance”** in a phrase indexed search index, you will not retrieve records indexed with **“Multiple Drug Resistance”**. Similarly, searching for **Heart** will not retrieve **Heart Disease**. Phrase indexing can, on occasions, be very useful, as it allows the user to be very specific. For example, if a searcher wanted to search of the index term **Guinea** but did not want **Guinea Pigs**, searching for **DE Guinea**, on EBSCOHOST, would restrict the search to records with just the term **Guinea** because the Descriptors Index (DE) is Phrase indexed.

In most cases, however, Phrase indexing is much too restrictive. Someone who is interested in Drug Resistance, for example, is certainly going to want to see records about Multiple Drug Resistance. In order to be able to do this easily, we need to be able to search for individual words within index phrases. This can be done using a search index that has been Word indexed. EBSCOHOST Word indexes the GL, the OD, the ID and the BT fields but not the DE field, which is Phrase indexed. They also provide an additional Subject Term (SU) index which merges together all the terms from the DE, GL, OD, BT and ID fields (i.e. all the CABI indexing fields). The SU search index is Word indexed, and is the recommended option for the majority of index term searches. So, if you search for **SU Drug**, for example, you will find records indexed with the word **“Drug”**, the phrase **“Drug Resistance”** and/or the phrase **“Multiple Drug Resistance”**.

The following is a list of the searchable index fields on EBSCOHOST, with an explanation of how each works:

- Descriptors (DU): searches the indexing terms in the Descriptors field (DU), the Organism Descriptors field (OD), the Geographic Locations field (GL) and the Broader Terms field (BT). The DU search index is Phrase indexed, which means that searching for **DU Drug Resistance** or **DU (Drug AND Resistance)** would not retrieve **Multiple Drug Resistance**.
- Geographic Locations (GL): searches the Geographic Locations field. The GL search index is Word indexed so, searching for **GL Guinea** will retrieve **Papua New Guinea**.
- Organism Descriptors (OD): searches the Organism Descriptors field. The OD search index is Word indexed.
- Identifiers (ID): searches the Identifier field. The search index is Word indexed so, searching for **ID Disease** will retrieve **Disease Progression**.
- Broader Terms (BT): searches the Broader Terms field. The search index is Word indexed so, searching for **BT Mediterranean** will retrieve **Mediterranean Countries**.
- Subject Terms (SU): like DE, this is also a “combination” search index. It searches the Descriptors field, the Organism Descriptors field, the Geographic Locations field, the Broader Terms field and the Identifiers field. The SU search index is word indexed, and is recommended for all index term searching unless a search needs to be limited to a very specific, “Phrase Indexed” term.

The recommendation for a comprehensive search, using the CABI indexing fields, would be to use the Subject Term (SU) search index.

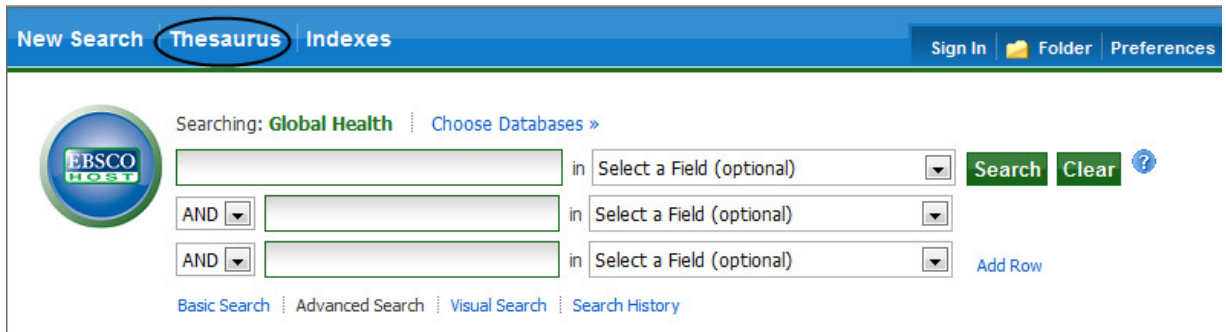
E.g.

su heart AND su disease AND su europe

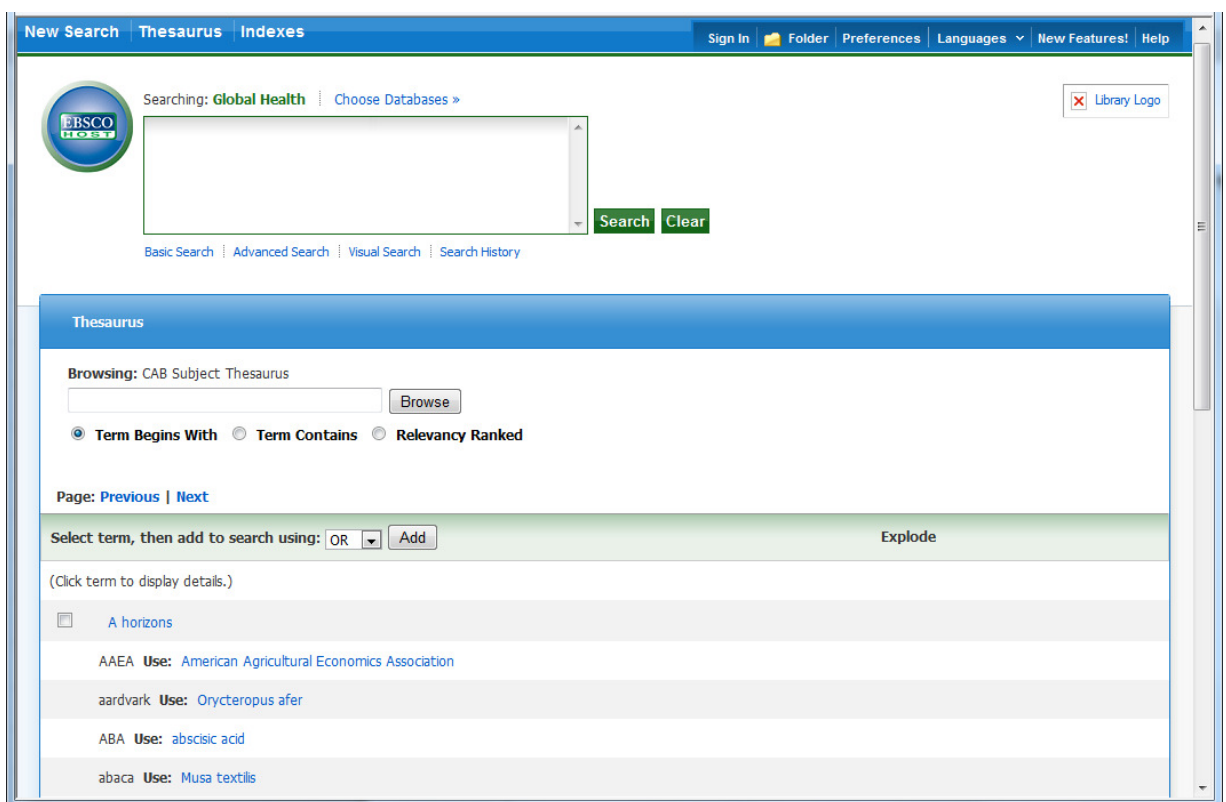
su (drug resistance AND malaria AND africa)

The CAB Thesaurus:

The CAB Thesaurus is CABI’s controlled indexing vocabulary, from which the preferred indexing terms are selected. It is provided as an integrated search tool which is accessed by clicking on the “Subjects” menu. You can use it to check for the correct terms to use in your search profile. You can also use it to automatically select terms and add them to you search. To browse the CAB Thesaurus, simply click on the “Subjects” menu, at the top left of the search screen.



This is the CAB Thesaurus Browse screen:



In the “Browsing: **CAB Subject Thesaurus**” box, enter the term that you wish to look up, select the browse mode, and click the **Browse** button. In the following example, we are looking at the term “Antibiotics”, using the “Term Contains” option.

Thesaurus

Browsing: CAB Subject Thesaurus

antibiotics

Term Begins With
 Term Contains
 Relevancy Ranked

Page: [Previous](#) | [Next](#)

Select term, then add to search using:

(Click term to display details.)

<input type="checkbox"/>	antibiotics	<input type="checkbox"/>
<input type="checkbox"/>	ketolide antibiotics	<input type="checkbox"/>
<input type="checkbox"/>	lincosamide antibiotics	<input type="checkbox"/>
<input type="checkbox"/>	macrolide antibiotics	<input type="checkbox"/>
<input type="checkbox"/>	nucleoside antibiotics	<input type="checkbox"/>
<input type="checkbox"/>	peptide antibiotics	<input type="checkbox"/>
<input type="checkbox"/>	<beta>-lactam antibiotics	<input type="checkbox"/>
<input type="checkbox"/>	aminoglycoside antibiotics	<input type="checkbox"/>

Page: [Previous](#) | [Next](#)

The resulting display (above) shows us a “Permuted Index”, listing all the index terms from the Thesaurus that contain the word **Antibiotics**. To see the Thesaurus entry for any of these terms, simply click on the term of interest. The following screen shot shows us the entry for **Antibiotics**.

Thesaurus

Browsing: CAB Subject Thesaurus

antibiotics

Term Begins With
 Term Contains
 Relevancy Ranked

[Back to List](#)

[Previous](#) [Next](#)

Select term, then add to search using:

<input type="checkbox"/>	antibiotics	<input type="checkbox"/>
	Narrower Terms	
<input type="checkbox"/>	apramycin	<input type="checkbox"/>
<input type="checkbox"/>	aspergillc acid	<input type="checkbox"/>
<input type="checkbox"/>	avermectins	<input type="checkbox"/>
<input type="checkbox"/>	avoparcin	<input type="checkbox"/>
<input type="checkbox"/>	azaserine	<input type="checkbox"/>
<input type="checkbox"/>	bacteriocins	<input type="checkbox"/>
<input type="checkbox"/>	bambermycin	<input type="checkbox"/>
<input type="checkbox"/>	candididin	<input type="checkbox"/>
<input type="checkbox"/>	chartreusin	<input type="checkbox"/>
<input type="checkbox"/>	chloramphenicol	<input type="checkbox"/>
<input type="checkbox"/>	citrinin	<input type="checkbox"/>
<input type="checkbox"/>	cycloserine	<input type="checkbox"/>
<input type="checkbox"/>	cyclosporins	<input type="checkbox"/>
<input type="checkbox"/>	dihydrostreptomycin	<input type="checkbox"/>
<input type="checkbox"/>	doxorubicin	<input type="checkbox"/>
<input type="checkbox"/>	florfenicol	<input type="checkbox"/>
<input type="checkbox"/>	fumagillin	<input type="checkbox"/>
<input type="checkbox"/>	fusaric acid	<input type="checkbox"/>
<input type="checkbox"/>	fusidic acid	<input type="checkbox"/>

This screen shows us the selected term (**Antibiotics**) and its Thesaurus hierarchy, one level up and one level down. We see the Broader Term(s), the Narrower Terms and any Related Terms. From this screen you can drill down further into the Thesaurus, by clicking on any of the terms in the list, to display their respective hierarchies. From this screen, you can also choose terms to add to the search box, at the top of the screen. To select a term or terms, simply check the box next to the term or terms of interest. Once you have selected all the terms you wish to search for, choose the appropriate Boolean operator (**AND**, **OR** or **NOT**) and click the **Add** button, to add the terms to the search box.

CABICODES:

In addition to adding index terms to a record, broad concepts are also “indexed” with a classification system known as CABICODES. The CABICODES are a hierarchical list of classification codes that divide the subject coverage of the Global Health (and CAB Abstracts) database into 23 major sections. Each section then includes a series of codes that divides that subject into more specific subjects. The codes themselves are typically used to code for subjects which would be difficult to describe with keywords alone. The area of Food Science, for example, has its own set of codes as shown below.

- QQ000 Food Science and Food Products (Human)**
- QQ010 Milk and Dairy Produce**
- QQ020 Sugar and Sugar Products**
- QQ030 Meat Produce**
- QQ040 Eggs and Egg Products**
- QQ050 Crop Produce**
- QQ060 Aquatic Produce**
- QQ070 Other Produce**
- QQ100 Food Processing (General)**
- QQ110 Food Storage and Preservation**
- QQ111 Storage Problems and Pests of Food**
- QQ120 Microbial Technology in Food Processing**
- QQ130 Food Additives**
- QQ200 Food Contamination, Residues and Toxicology**
- QQ500 Food Composition and Quality**
- QQ600 Food Chemistry (NEW June 2002)**
- QQ700 Food Service (NEW June 2002)**

All database records have at least one CABICODE but, according to the coverage, two or more codes are common. The codes are added in addition to the index descriptors already described, not instead of them. The CABICODES can be searched just like any other keyword, but using the tag **CC** as in the following examples:

cc qq200 AND su poisoning
cc qq* AND su (safety AND legislation)

Note the use of truncation in the second example. The CABICODES also have associated headings, as shown in the list given above. These headings can be separately searched using the field tag **CC**. An alphabetical list of the

CABICODE Headings can be Browsed from the “Indexes” Menu, at the top of screen. Open the menu, select Global Health and, from the next page, select “CABICODES” from the drop-down “Browse an Index” list. Check the box, next to any of the headings of interest, and click the **Add** button, to transfer the headings to the search box. To run the search, click the **Search** button.

This is the end of this Advanced EBSCOHOST tutorial. If you have any questions, please feel free to contact Chris Ison, CABI’s International Training Manager, who will be happy to help or to offer free, individual, online tuition. You can contact Chris by e-mail to c.ison@cabi.org or phone to +44 (0)1491 829286.

Appendix 1:

Searchable Tag	Description	Example
AA	Abstract Available [Phrase Indexed] Limits a search to citations that have an abstract; over 95% of the citations include abstracts.	AA Y
AB	Abstract [Word Indexed] Searches for words or phrases in the abstract field.	AB health benefits
AF	Author affiliation [Word Indexed] Searches for words in the author affiliation field.	AF national institute of malaria research
AN	Accession Number [Phrase Indexed] Searches for the exact Accession number.	AN 20013133354
AR	Author (Phrase) [Phrase Indexed] Searches for the exact match in the author field. Author's last name followed by first name and a middle name or initials (as given).	AR Faafeng, B. A
AU	Author [Word Indexed] Searches for words in the author field.	AU Ricard L

	Author's family name followed by the initials (as given).	
BT	Broader Terms [Word indexed] Searches for items that contain that search term in the Broad Terms field as well as all related items that contain any of its narrower Thesaurus terms in either the Geographic Locations field or the Organism Descriptors field.	BT Europe
CA	Corporate Author [Word Indexed] Searches for words in the corporate author field.	CA World Health Organization or CA WHO
CC	CABICODES/Terms [Word Indexed] Searches CABICODES and associated Heading terms used to subject classify articles.	CC human health and the environment or CC vv500
CO	Conference Title [Word Indexed] Searches for conference titles associated with each article.	CO 43 rd Annual Conference on Child Nutrition
CY	Country of Publication [Word Indexed] Searches country of publication. Countries are listed by full name.	CY Brazil
DE	Descriptors [Phrase Indexed] Exact subject terms that are neither Organism Descriptor terms or Geographic Locations. The DE field tag searches DE, OD, GL and BT fields together.	DE heart disease
DT	Date published [Numerically Indexed] Searches for the date of publication of the original article in the CCYY format.	DT 2009

ED	<p>Editor [Word Indexed]</p> <p>Searches for words in the editor field. Also searched under author search tag (AU).</p>	ED Sorensen, C. G.
GL	<p>Geographic Location [Word Indexed]</p> <p>Designates location(s) indicated in the article.</p>	GL Greece
IB	<p>ISBN [Phrase Indexed]</p> <p>Searches for the exact ISBN number of the article. Search with or without dashes.</p>	IB 9291460680
ID	<p>Identifiers [Word Indexed]</p> <p>Non-controlled index Terms being considered for the CAB Thesaurus, assigned by the indexer.</p>	ID Rifamycin
IS	<p>ISSN [Phrase Indexed]</p> <p>Searches for the exact ISSN number of the article. Search works with or without dashes.</p>	IS 09607412 or IS 0960-7412
LA	<p>Language [Word Indexed]</p> <p>Searches language of the text of the original item.</p>	LA French
LS	<p>Language Summary [Word Indexed]</p> <p>Searches the language of an alternate language summary that is part of the original text.</p>	LS Russian
JN	<p>Journal Name [Phrase Indexed]</p> <p>Searches for the exact journal title.</p>	JN Journal of Health, Population and Nutrition

OG	<p>Organism Identifier [Word Indexed]</p> <p>Searches taxonomic preferred names for all organisms including animals, fungi, plants, prokaryotes or viruses.</p>	OG culicidae
OT	<p>Original Title [Word Indexed]</p> <p>Searches for words in the non-English, Original Language title.</p>	OT risque vasculaire
PB	<p>Publisher [Word indexed]</p> <p>Searches for name of publisher of original article.</p>	PB Johns Hopkins University Press
PT	<p>Publication Type [Word Indexed]</p> <p>Searches for the exact publication type.</p> <p>Abstract Only Annual Report Annual Report Section Book Book Chapter Bulletin Bulletin article Conference Paper Conference Proceedings Correspondence Editorial Journal Article Journal Issue Miscellaneous Patent Standard Thesis</p>	PT Thesis
PY	<p>Publication Year [Numerically Indexed]</p> <p>Searches for the publication year of the original article in YYYY format.</p>	PY 2008

RF	References [Word Indexed] Number of references listed in the articles full citation.	RF 4
RN	Registry Number [Word Indexed] Searches CAS (Chemical Abstracts) Registry Number.	RN 49669-74-1
SO	Publication Name [Word Indexed] Publication titles of journals, books, reports, theses, etc. The field also contains other reference data such as volume, issue, page number, etc.	SO Maladies Vasculaires
SP	Start Page [Phrase Indexed] Searches the start page of an article.	SP 117
SU	Subjects [Word Indexed] Includes all 5 CABI indexing fields available for subject indexing terms. These are: Geographic Location Organism Descriptors Descriptors Broader Terms Identifiers	SU infectious diseases
TI	Title [Word Indexed] Searches the English language title of the.	TI food allergies
VI	Volume [Word Indexed] Searches for the exact journal volume number; displays in the Source field.	VI 13