


Accessing *DynaMed* on a BlackBerry Device

Tutorial

DynaMed
Powerd by EBSCOhost





Welcome to the *DynaMed* access via BlackBerry tutorial, where you will learn about how to access *DynaMed* on your BlackBerry as well as learn tips on searching the interface using the device. Please note, your BlackBerry must be running OS 4.1 or higher.

DynaMed™
Powered by EBSCOhost®

Get **CME Credits**

Home About Us Contact Us epnet.com

Available in PDA

General Information

- [About DynaMed](#)
- [Content/Editorial Policies](#)
- [Articles & Reviews](#)
- [Subscription Information](#)
- [Integrating DynaMed with EHRs](#)
- [DynaMed Weekly Update](#)

User Groups

- [Hospitals](#)
- [Medical Schools](#)
- [Residency Programs](#)
- [Additional users](#)

Additional Links

- [PDA Overview Flyer \[PDF\]](#)

About DynaMed

Technical Specifications

DynaMed on PDA Devices

DynaMed is available in a PDA application for Palm OS and Microsoft Mobile devices. The information below contains links to the technical requirements and installation instructions required to use DynaMed on a PDA device, including the instructions for downloading and installing a free trial version of DynaMed for PDA devices.

Note: In order to install DynaMed on a PDA device, you will need to obtain a DynaMed serial number. To request a DynaMed serial number, please follow [these instructions](#).

Also note that during the installation process you will be prompted by Skyscape for a User ID and Password. If you do not have these login values already, you must [register](#) a new User ID and Password at that time with Skyscape for the installation process to proceed.

Supported PDAs

- **Palms** – Devices running Palm OS 3.5 and higher. For example: Palm m500 series, Palm m700 series, Treo series, Tungsten series, and Zire series
- **Pocket PC** – Devices running Microsoft Windows Mobile 5.0 or Microsoft PocketPC 2000 (ARM/X-SCALE only), PocketPC 2002, PocketPC 2003, PocketPC 2003 SE.
 - **Supported Devices:**
 - Pocket PC 2000, Pocket PC 2002, Pocket PC 2003
 - Devices that use Intel StrongArm, X-Scale, and Samsung processors
- **Windows Smartphone**
- **BlackBerry** – Devices running OS 4.1 and higher
- **iPhone** – Web-based version of DynaMed is available on iPhone

In order to access *DynaMed* on your BlackBerry device, you will first need to request a *DynaMed* serial number. E-mail technical support at dynamedsupport@ebSCOhost. Include your full name as well as the name of your institution, and a serial number will be emailed to you. You will need the serial number in order to create a new account with Skyscape.

New Member Account

Please fill out the short form below. Be sure to include accurate information about your profession, specialty (if applicable) and a valid email address as it will allow us to include you in special offers, such as profession and specialty based promotions and opportunities to earn honoraria for participating in market research.

All fields required unless otherwise stated.

Personal Information

First Name

Last Name

Country

State/Province

Other (non-US/Can)

Zip/Postal Code (place of residence)

Professional Information

Profession

Account Information

Email Address

Confirm Email

Password

Note: Your password cannot exceed 12 characters and should only contain letters, numbers and the underscore character.

Confirm Password

Create Account

Once your serial number has been emailed to you, create a new Skyscape account by going to their new member page at <http://www.skyscape.com/register/newuser.aspx?NewUser> and fill in your information.

EBSCO
SUPPORT

All Services All Document Types **Search**

[Advanced Search](#) | [Search By Database](#) | [Browse Services](#)

How to Install DynaMed on a BlackBerry device



Installing *DynaMed* is a two step process and will require you to first request a *DynaMed* serial number from EBSCO as well as create a Skyscape account. If you already have a *DynaMed* serial number and Skyscape account, you will not need to do this again.

Note: In order to use *DynaMed* on your BlackBerry, you will need to be running OS 4.1 or higher. *DynaMed* requires 48 MB of memory. You will need to disable "Mass Storage Mode" and enable "Media Card Support" if you are attempting to store *DynaMed* on a media card. Please refer to your BlackBerry User Guide if you are unsure of where to locate this setting.

To obtain a serial number and register with Skyscape:

1. Contact *DynaMed* support at dynamedsupport@ebscohost.com to request a *DynaMed* serial number.
2. Once you are contacted with a *DynaMed* serial number, click [here](#) to create a new account with Skyscape.

Once you have your serial number and Skyscape account, you can begin to prepare your BlackBerry for *DynaMed* install. First you will need to install the BlackBerry Reader and then install *DynaMed*.

Note: If you are using BlackBerry World, you **do not** need to follow the steps under **To Install BlackBerry Reader**.

To install the BlackBerry Reader:

1. Make sure that the BlackBerry device is connected via USB and that your BlackBerry Desktop Manager is installed.
2. Download the BlackBerry Reader file from <http://www.skyscape.com/secure/BlackBerryDownloadRedirect.aspx>. You will be prompted to log in with your Skyscape credentials.

Once you have your Skyscape account created, you will need to install *DynaMed* on your BlackBerry. For a detailed set of instructions, please visit the following EBSCO Support Site FAQ: http://support.ebsco.com/knowledge_base/detail.php?id=3922.



When on your BlackBerry's home screen, press the **Menu** key to access the menu of your available applications.



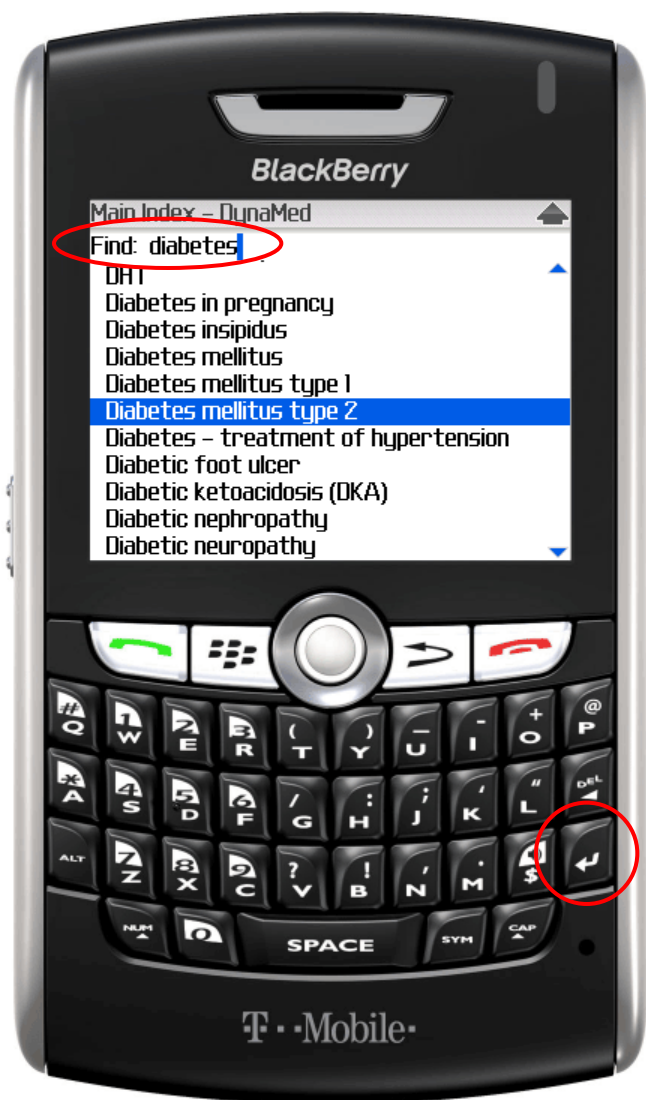
From your available applications, navigate to the Skyscape icon and press the **Enter** key or the **Navigation/Trackball** key.



You will be directed to the My Skyscape screen, listing your available Skyscape applications. Select ***DynaMed*** and press the **Enter** key.



The *DynaMed* application will open and you will see a list of available *DynaMed* condition and drug summaries. You can use the **Trackball** to scroll through the list of summaries.



You can also enter a term in the **Find** field and click the **Enter** key. After you receive your results, scroll to the summary you wish to read and press the **Enter** key.



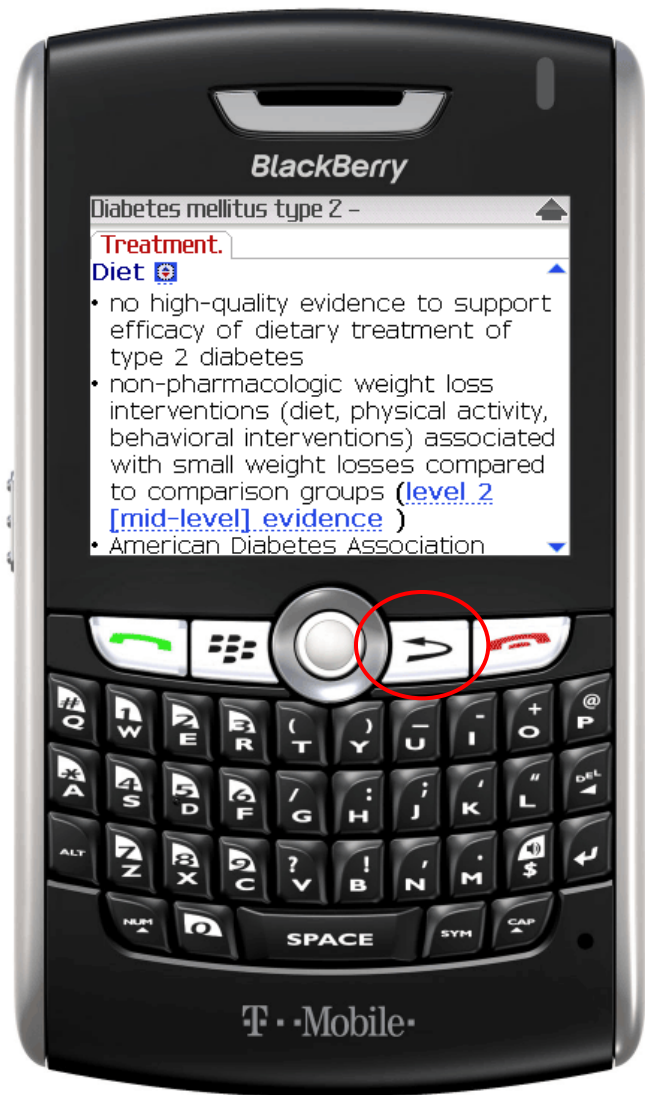
You will be directed to the **Treatment** overview of the *DynaMed* summary. You can scroll through the information or click **Enter** to view an outline of the summary.

You can use the **Space** key to navigate through each overview.

Use the **Trackball** to scroll through the other summary tabs along the top, such as **Diagnosis (Dx)**, **Prognosis (Pr)**, or **History and Physical (HP)**.



Scroll through the Treatment outline and highlight the outline topic for which you would like more information. Press the **Enter** key to expand the topic.



You can use the **Escape/Back** key to navigate back to what you were viewing previously.



Get **CME** Credits



Available in PDA

[Home](#) [About Us](#) [Contact Us](#) [epnet.com](#)

General Information

- [About DynaMed](#)
- [Content/Editorial Policies](#)
- [Articles & Reviews](#)
- [Subscription Information](#)
- [Integrating DynaMed with EHRs](#)
- [DynaMed Weekly Update](#)

User Groups

- [Hospitals](#)
- [Medical Schools](#)
- [Residency Programs](#)
- [Additional users](#)

Subscribe Now

Free Trial

Contact Us

Contact DynaMed

DynaMed is a product of EBSCO Publishing. Representatives can be reached as follows:

Mailing Address:
EBSCO Publishing
10 Estes St.
Ipswich, MA 01938

Phone:
General Information/Sales: (800)653-2726 or (978)356-6500

Email:
information@epnet.com

Fax:
(978)356-6565

Customer Support Web Site:
<http://support.ebsco.com>

Company Home Page:
<http://www.epnet.com>

DynaMed Home Page:
<http://www.dynamicmedical.com>

For more information, visit <http://www.dynamicmedical.com> or visit the EBSCO Support Site at <http://support.ebsco.com> to browse our Knowledge Base of *DynaMed* FAQs, download Help Sheets, User Guides, and view online tutorials, or see what's new in our Top Stories. This concludes the *DynaMed* on BlackBerry tutorial.